

NISTIR 7880-19

**NIST Micronutrients Measurement
Quality Assurance Program
Winter 2003
Comparability Studies**

Results for Round Robin LIII
Fat-Soluble Vitamins and Carotenoids in Human Serum
and Round Robin 18 Ascorbic Acid in Human Serum

David L. Duewer
Katherine E. Sharpless
Jeanice B. Thomas

<http://dx.doi.org/10.6028/NIST.IR.7880-19>

NISTIR 7880-19

**NIST Micronutrients Measurement
Quality Assurance Program
Winter 2003
Comparability Studies**

Results for Round Robin LIII
Fat-Soluble Vitamins and Carotenoids in Human Serum
and Round Robin 18 Ascorbic Acid in Human Serum

David L. Duewer
Katherine E. Sharpless
Jeanice B. Thomas
*Chemical Sciences Division
Materials Measurement Laboratory*

<http://dx.doi.org/10.6028/NIST.IR.7880-19>

Lxpj 2013



U.S. Department of Commerce
Economic Development, Acting Secretary

National Institute of Standards and Technology
Patrick D. Gallagher, Under Secretary of Commerce for Standards and Technology and Director

(This page intentionally blank)

Abstract

The National Institute of Standards and Technology coordinates the Micronutrients Measurement Quality Assurance Program (MMQAP) for laboratories that measure fat- and water-soluble vitamins and carotenoids in human serum and plasma. This report describes the design of and results for the Winter 2003 MMQAP measurement comparability improvement studies: 1) Round Robin LIII Fat-Soluble Vitamins and Carotenoids in Human Serum and 2) Round Robin 18 Total Ascorbic Acid in Human Serum. The materials for both studies were shipped to participants in November 2002; participants were requested to provide their measurement results by March 3, 2003.

Keywords

Human Serum
Retinol, α -Tocopherol, γ -Tocopherol, Total and *Trans*- β -Carotene
Total Ascorbic Acid

Table of Contents

Abstract	iii
Keywords	iii
Table of Contents	iv
Introduction	1
Round Robin LIII: Fat-Soluble Vitamins and Carotenoids in Human Serum	1
Round Robin 18: Vitamin C in Human Serum	2
References	3
Appendix A. Shipping Package Inserts for RR53	A1
Appendix B. Final Report for RR53	B1
Appendix C. “All-Lab Report” for RR53	C1
Appendix D. Representative “Individualized Report” for RR53	D1
Appendix E. Shipping Package Inserts for RR18	E1
Appendix F. Final Report for RR18	F1
Appendix G. “All-Lab Report” for RR18	G1
Appendix H. Representative “Individualized Report” for RR18	H1

Introduction

Beginning in 1988, the National Institute of Standards and Technology (NIST) has coordinated the Micronutrients Measurement Quality Assurance Program (MMQAP) for laboratories that measure fat- and water-soluble vitamins and carotenoids in human serum and plasma. The MMQAP provides participants with measurement comparability assessment through use of interlaboratory studies, Standard Reference Materials (SRMs) and control materials, and methods development and validation. Serum-based samples with assigned values for the target analytes (retinol, alpha-tocopherol, gamma/beta-tocopherol, *trans*- and total beta-carotene, and total ascorbic acid) and performance-evaluation standards are distributed by NIST to laboratories for analysis.

Participants use the methodology of their choice to determine analyte content in the control and study materials. Participants provide their data to NIST, where it is compiled and evaluated for trueness relative to the NIST value, within-laboratory precision, and concordance within the participant community. NIST provides the participants with a technical summary report concerning their performance for each exercise and suggestions for methods development and refinement. Participants who have concerns regarding their laboratory's performance are encouraged to consult with the MMQAP coordinators.

All MMQAP interlaboratory studies consist of individual units of batch-prepared samples that are distributed to each participant. For historical reasons these studies are referred to as "Round Robins". The MMQAP program and the nature of its studies are described elsewhere. [1,2]

Round Robin LIII: Fat-Soluble Vitamins and Carotenoids in Human Serum

Participants in the MMQAP Fat-Soluble Vitamins and Carotenoids in Human Serum Round Robin LIII comparability study (hereafter referred to as RR53) received two lyophilized and three liquid-frozen human serum test samples for analysis. Unless multiple vials were previously requested, participants received one vial of each serum. These sera were shipped on dry ice to participants in November 2002. The communication materials included in the sample shipment are provided in Appendix A.

Participants are requested to report values for all fat-soluble vitamin-related analytes that are of interest to their organizations. Not all participants report values for the target analytes, and many participants report values for non-target analytes.

The final report delivered to every participant in RR53 consists of three documents:

- A cover letter for the current study, a brief description of the other two documents, and a discussion of our analysis of the overall results that may be of broad interest. This cover letter is reproduced as Appendix B.
- The "All-Lab Report" that lists all of the reported measurement results, a number of consensus statistics for analytes reported by more than one participant, and the mean median and pooled SD from any prior distributions of the serum. This report also provides a numerical "score card" for each participant's measurement comparability for the more commonly reported analytes. This report is reproduced as Appendix C.

- An “Individualized Report” that graphically analyzes each participant’s results for all analytes reported by at least five participants. This report also provides a graphical summary of their measurement comparability. The graphical tools used in this report are described in detail elsewhere [3]. An example “Individualized Report” is reproduced as Appendix D.

Round Robin 18: Vitamin C in Human Serum

Participants in the MMQAP Vitamin C in Human Serum Round Robin 18 comparability study (hereafter referred to as RR18) received three frozen serum test samples and a solid ascorbic acid control material for analysis. Unless multiple vials were previously requested, participants received one vial of each material. These sample materials were shipped on dry ice to participants in November 2002. The communication materials included in the sample shipment are provided in Appendix E.

The test serum materials were prepared by adding equal volumes of 10 % metaphosphoric acid (MPA) to human serum that had been spiked with ascorbic acid. While these samples contain some dehydroascorbic acid, its content is variable. Therefore, the participants report only total ascorbic acid (TAA, ascorbic acid plus dehydroascorbic acid). Participants are also encouraged to prepare calibration solutions from the supplied solid control to enable calibrating their serum measurements to the same reference standard.

The final report delivered to every participant in RR18 consists of three documents:

- A cover letter for the current study, a brief description of the other two documents, and a discussion of our analysis of overall results that may be of broad interest. This cover letter is reproduced as Appendix F.
- The “All-Lab Report” that summarizes all of the reported measurement results and provides several consensus statistics. This report is reproduced as Appendix G.
- An “Individualized Report” that graphically analyzes each participant’s results for TAA, including a graphical summary of their measurement comparability. The graphical tools used in this report are described in detail elsewhere [3]. An example “Individualized Report” is reproduced as Appendix H.

References

- 1 Duewer DL, Brown Thomas J, Kline MC, MacCrehan WA, Schaffer R, Sharpless KE, May WE, Crowell JA. NIST/NCI Micronutrients Measurement Quality Assurance Program: Measurement Repeatabilities and Reproducibilities for Fat-Soluble Vitamin-Related Compounds in Human Sera. *Anal Chem* 1997;69(7):1406-1413.
- 2 Margolis SA, Duewer DL. Measurement Of Ascorbic Acid in Human Plasma and Serum: Stability, Intralaboratory Repeatability, and Interlaboratory Reproducibility. *Clin Chem* 1996;42(8):1257-1262.
- 3 Duewer DL, Kline MC, Sharpless KE, Brown Thomas J, Gary KT, Sowell AL. Micronutrients Measurement Quality Assurance Program: Helping Participants Use Interlaboratory Comparison Exercise Results to Improve Their Long-Term Measurement Performance. *Anal Chem* 1999;71(9):1870-1878.

Appendix A. Shipping Package Inserts for RR53

The following three items were included in each package shipped to an RR53 participant:

- Cover letter
- Datasheet
- Packing List and Shipment Receipt Confirmation Form

The cover letter and datasheet were enclosed in a sealed waterproof bag along with the samples themselves. The packing list was placed at the top of the shipping box, between the cardboard covering and the foam insulation.



UNITED STATES DEPARTMENT OF COMMERCE
National Institute of Standards and Technology
Gaithersburg, Maryland 20899-0001

November 13, 2002

Dear Colleague:

Enclosed are the samples for the first fat-soluble vitamins and carotenoids in serum round robin study (Round Robin LIII) for the 2003 NIST Micronutrients Measurement Quality Assurance Program. You will find one vial of each of three liquid-frozen and two lyophilized serum samples for analysis along with a form for reporting your results. When reporting your results, please submit one value for each analyte for a given serum sample. If an obtained value is below your limit of quantification, please indicate this result on the form by using NQ (*Not Quantified*). Results are due to NIST by **March 3, 2003**. Results received more than two weeks after the due date will not be included in the summary report for this round robin study. The feedback report concerning the study will be provided around mid-April.

Lyophilized samples should be reconstituted with 1.0 mL of HPLC-grade water or equivalent. We recommend that dissolution be facilitated with 3 to 5 min agitation in an ultrasonic bath or at least 30 min at room temperature with intermittent swirling. (CAUTION: Vigorous shaking will cause foaming and possibly interfere with accurate measurement. The rubber stopper contains phthalate esters that may leach into the sample upon intermittent contact of the liquid sample with the stopper. These esters absorb strongly in the UV region and elute near retinol in most LC systems creating analytical problems.) Pipette a known volume of serum from the vial for analysis. The final volume of the reconstituted sample is greater than 1.0 mL. **Water should not be added to the liquid-frozen samples 291-293.**

For consistency, we request that laboratories use the following absorptivities (E 1% cm): retinol, 1843 at 325 nm (ethanol); retinyl palmitate, 975 at 325 nm (ethanol); α -tocopherol, 75.8 at 292 nm (ethanol); γ -tocopherol, 91.4 at 298 nm (ethanol); α -carotene, 2800 at 444 nm (hexane); β -carotene, 2560 at 450 nm (ethanol), 2592 at 452 nm (hexane); lycopene, 3450 at 472 nm (hexane).

Please mail or fax your results for Round Robin LIII to:

Micronutrients Measurement Quality Assurance Program
NIST
100 Bureau Drive Stop 8392
Gaithersburg, MD 20899-8392
Fax: (301) 977-0685

If you have questions or comments regarding this study, please call me at (301) 975-3120; e-mail me at jbthomas@nist.gov; or mail/fax queries to the above address.

Sincerely,

Jeanice Brown Thomas
Research Chemist
Analytical Chemistry Division
Chemical Science and Technology Laboratory

Enclosures

NIST

Participant #: _____

Date: _____

Round Robin LIII
NIST Micronutrients Measurement Quality Assurance Program

Analyte	289	290	291	292	293	Units*
total retinol						
trans-retinol						
retinyl palmitate						
α-tocopherol						
γ/β-tocopherol						
δ-tocopherol						
total β-carotene						
trans-β-carotene						
total cis-β-carotene						
total α-carotene						
trans-α-carotene						
total lycopene						
trans-lycopene						
total β-cryptoxanthin						
total α-cryptoxanthin						
total lutein						
total zeaxanthin						
total lutein&zeaxanthin						
total Coenzyme Q10						
ubiquinol (QH ₂)						
ubiquinone (Qox)						
phylloquinone (K ₁)						
25-hydroxyvitamin D						
Other analytes?						

* we prefer µg/mL

Were sera {291,292,293} frozen when received? Yes | No

Comments:

Mail: M²QAP
 NIST, Stop 8392
 Gaithersburg, MD 20899-8392

Please return results **before**
 3-Mar-2003

Fax: 301-977-0685
 Email: David.Duewer@NIST.gov

Participant #: _____

Date: _____

Fat-Soluble Vitamins Round Robin LIII
NIST Micronutrients Measurement Quality Assurance Program

Packing List and Shipment Receipt Confirmation Form

This box contains (we hope) one vial each of the following **five** FSV M²QAP sera:

Serum	Form	Reconstitute?
#289	Lyophilized	Yes (1 ml H ₂ O)
#290	Lyophilized	Yes (1 ml H ₂ O)
#291	Liquid frozen	No
#292	Liquid frozen	No
#293	Liquid frozen	No

- Please**
- 1) Open the pack immediately
 - 2) Check that it contains one vial each of the above samples
 - 3) Check if sera {291,292,293} arrived frozen
 - 4) Store the samples at -20 °C or below until analysis
 - 5) Complete the following information
 - 6) Fax the completed form to us at 301-977-0685
(or email requested information to david.duewer@nist.gov)

1) Date this shipment arrived: _____

2) Are all five vials intact? Yes | No
If "No", which one(s) were damaged?

3) Was there any dry-ice left in cooler? Yes | No

4) Did sera {291,292,293} arrive frozen? Yes | No

5) At what temperature are you storing the samples? _____ °C

6) When do you anticipate analyzing these samples? _____

Your prompt return of this information is appreciated.

The M²QAP Gang

Appendix B. Final Report for RR53

The following three pages are the final report as provided to all participants:

- Cover letter.
- An information sheet that:
 - describes the contents of the “All-Lab” report,
 - describes the content of the “Individualized” report,
 - describes the nature of the test samples and details their previous distributions, if any, and
 - summarizes aspects of the study that we believe may be of interest to the participants.



March 26, 2003

Dear Colleague:

Enclosed is the summary report of the results for Round Robin LIII (RR 53) for fat-soluble vitamins and carotenoids. Included in this report are: a summary of data for all laboratories; the measurement comparability summary for evaluating laboratory performance; a summary of individual laboratory performance and interlaboratory accuracy and precision; and a summary of the NIST assigned value (NAV) vs. your laboratory value for the analytes that you measured. As in previous reports, the NIST-assigned values are equally weighted means of the medians from this interlaboratory comparison exercise and the means from the analyses performed by NIST.

Data for evaluating laboratory performance in RR 53 are provided in the comparability summary (Score Card) on page 6 of the "All Lab Report." Laboratory comparability is summarized as follows: results rated 1 to 3 are within 1 to 3 standard deviation(s) of the assigned value, respectively; those rated 4 are >3 standard deviations from the assigned value.

If you have concerns regarding your laboratory's performance, we suggest that you obtain and analyze a unit of SRM 968c, Fat-Soluble Vitamins, Carotenoids, and Cholesterol in Human Serum. If your measured values do not agree with the certified values, we suggest that you contact us for consultation.

Intent-to-participate forms for the 2004 QA program will be mailed in May. This form will provide us with formal notification of your intent to participate in the program for the upcoming year. The program will consist of two round robin studies for the fat-soluble vitamins and carotenoids and one study for vitamin C in serum. To participate in the fat-soluble vitamins and carotenoids in serum studies, the participation fee is \$1600 for U.S. laboratories and \$2000 for non-U.S. laboratories. To participate in the vitamin C in serum study, the participation fee is \$800 for U.S. laboratories and \$1000 for non-U.S. laboratories. We ask that you return the form to us by **no later than September 1, 2003**.

Samples for the second round robin exercise (RR54) will be distributed during **the week of April 7, 2003**. We will send you a reminder via e-mail or fax a week prior to shipment. It is critical that you carefully inspect all samples upon arrival and that you promptly confirm to us that they have arrived. We will replace samples (lost or damaged in shipment or miss-packaged by us) **only** for participants who report the problem within one calendar week after the package arrives.

If you have any questions regarding this report, please contact David Duewer at 301/975-3935; e-mail: david.duewer@nist.gov, or me at 301/975-3120; e-mail: jbthomas@nist.gov; fax: 301/977-0685.

Sincerely,

Jeanice Brown Thomas
Research Chemist
Analytical Chemistry Division
Chemical Science and Technology Laboratory

Cc: L.C. Sander
S.A. Wise

Enclosures

The NIST M²QAP Round Robin LIII (RR53) report consists of:

Page	“Individualized” Report
1	Your values, the number of labs reporting values, and our assigned values.
2 to n	“Four Plot” summaries of your current and past measurement performance, one page for each analyte you report that is also reported by at least 10 other participants.
n+1	The “target” plot version of your “Comparability Summary” scores.
Page	“All Lab” Report
1-4	A listing of all results and statistics for analytes reported by at least two laboratories.
5a	A list of results for the four analytes reported by only one laboratory.
5b	A legend for the above two lists.
6	The text version of the “Comparability Summary” (or “Score Card”).

Samples. The five sera below were distributed in RR53.

Serum	Description	Prior Distributions
289	Lyophilized, native, single-donor serum prepared in 1987.	Serum 93 in RR13 (Jun-88) Serum 111 RR16 (Jun-89)
290	Lyophilized, native, single donor, commercially obtained serum prepared in 2002. The same material was used to prepare Serum 292.	Initial distribution.
291	Fresh-frozen, native, single-donor serum prepared in 2002.	Initial distribution.
292	Fresh-frozen, native, single donor, commercially obtained serum prepared in 2002. The same material was used to prepare Serum 290.	Initial distribution.
293	Fresh-frozen, native, single-donor, commercially obtained serum prepared in 2002. This material has rather low levels of most micronutrients.	Serum 288 RR52 (Nov-02)

Results

- 1) Sera Stability. There was no significant change in the median level or in the variability of retinol or α -tocopherol in the lyophilized Serum 289 after 15 years; however, the total β -carotene apparently has declined by $\approx 0.8\%$ per year but with no significant change in variability. There has been no significant change in the median level or variability for any measurand in the fresh-frozen Serum 293 after six months.

- 2) Matrix (Lyophilized Vs Fresh-Frozen) Differences. Sera 290 and 292 were prepared from the same serum pool. Since we suggest that you reconstitute our lyophilized samples with 1.0 mL water rather than to a total volume of 1.0 mL, the measurand levels in Serum 290 should be $\approx 96\%$ of those in Serum 292. The observed average \pm SD over all measurands with 10 or more quantitative measurements is $95.1 \pm 0.8\%$. If any of your Sera 290/292 ratios are much different than 0.95, you may want to take a hard look at your measurement system for those measurands.

For those of you who remember that we've been studying the potential interactions between measurement systems and the sample matrix – we're still working on it! We hope to finish the report within the year.

- 3) Didehydroretinol. A recent letter (Erhardt JC, Biesalski HK, Malaba LC, Craft NE. Improved Method for Measurement of Retinol and Didehydroretinol in the Modified Relative Dose Response Test to Detect Vitamin A Deficiency. Clin Chem 2003 49:338-339) suggested that didehydroretinol be used as a marker for Vitamin A deficiency. Participant 164 found measurable levels of this measurand in the (obtained more than five years ago) Serum 293. Sad to say, it's quite plausible that the individual who was paid by the commercial vendor for this material may well have been nutritionally deficient.
- 4) Total Retinol and trans-retinol: An Answer to the "Halfway Between" Values for Serum 286 in RR52. Thanks to one of our participants who supplied chromatograms and re-evaluated their numerical results, we have identified at least one cause for the anomalous "total retinol" values for the 13-*cis*-retinol spiked Serum 286 in the previous Round Robin: quantitation by *height* in combination with modest *chromatographic separation* between the 13-*cis*- and *trans*-retinol isomers.

Warnings!

- 1) A few samples in upcoming Round Robins should have measurable didehydroretinol levels.
- 2) We will soon distribute another pair of sera that have been spiked with *trans*- and 13-*cis*-retinol.
- 3) Whenever you quantitate by peak height, you should be very sure that all isomers you wish to group together as the same measurand (i.e, grouping all retinol isomers as "total retinol" and β - and γ -tocopherol as " γ/β -tocopherol) elute at *exactly* the same time. If there is any appreciable peak broadening for such a measurand, peak *area* will be a more appropriate metric than peak *height*.
- 4) It is critical that you ***carefully*** inspect all samples on arrival and that you ***promptly*** confirm to us that they have arrived. We will now replace samples (whether lost or damaged in shipment or miss-packed by us!) ***only*** for participants who report the problem within *one calendar week* after the package's arrival.

Appendix C. “All-Lab Report” for RR53

The following seven pages are the “All-Lab Report” as provided to all participants, with two exceptions:

- the participant identifiers (Lab) have been altered.
- the order in which the participant results are listed has been altered.

The data summary in the “All-Lab Report” has been altered to ensure confidentiality of identification codes assigned to laboratories. The only attributed results are those reported by NIST analysts. The NIST results are not used in the assessment of the consensus summary results of the study.

Round Robin LIII Laboratory Results

All Results in µg/mL

Lab	Total β-Carotene						trans-β-Carotene						Total cis-β-Carotene						Total α-Carotene						trans-α-Carotene							
	289	290	291	292	293	293	289	290	291	292	293	293	289	290	291	292	293	289	290	291	292	293	289	290	291	292	293	289	290	291	292	293
FSV-BA	0.302	0.115	0.299	0.122	0.048	0.048	0.284	0.111	0.284	0.117	0.046	0.046	0.018	0.005	0.015	0.006	0.002	0.017	0.071	0.125	0.075	0.005	0.015	0.069	0.114	0.071	0.004					
FSV-BB	0.299	0.110	0.266	0.116	0.049	0.049	0.280	0.105	0.254	0.111	0.046	0.046	0.020	0.005	0.012	0.005	0.003															
FSV-BD	0.280	0.100	0.260	0.120	0.040	0.040												0.021	0.089	0.150	0.091	0.013										
FSV-BE	0.410	0.098	0.294	0.115	0.049	0.049												0.025	0.081	0.122	0.088	0.011										
FSV-BG	0.327	0.123	0.318	0.139	0.054	0.054												<i>nq</i>	0.068	0.116	0.068	<i>nq</i>										
FSV-BH	0.291	0.106	0.283	0.107	0.043	0.043	0.271	0.106	0.270	0.107	0.043	<i>nq</i>						<i>nq</i>	0.068	0.118	0.072	0.004										
FSV-BI	0.326	0.118	0.301	0.128	0.053	0.053												<i>nq</i>	0.099	0.171	0.102	<i>nq</i>										
FSV-BJ	0.256	0.109	0.303	0.116	0.044	0.044																										
FSV-BK																																
FSV-BL																																
FSV-BM																																
FSV-BN	0.308	0.091	0.258	0.089	0.043	0.043	0.277	0.086	0.243	0.086	0.034	<i>nq</i>	0.023	<i>nd</i>	0.005	<i>nq</i>	<i>nq</i>	0.012	0.060	0.116	0.060	<i>nq</i>										
FSV-BO	0.295	0.110	0.260	0.105	0.048	0.048												0.015	0.062	0.100	0.058	<i>nq</i>										
FSV-BP	0.286	0.114	0.219	0.135	0.073	0.073												0.007	0.042	0.075	0.047	0.005										
FSV-BQ																																
FSV-BR	≥0.415	≥0.126	≥0.317	≥0.128	≥0.034	0.034	0.415	0.126	0.317	0.128	0.034	0.034	0.024	0.007	0.018	0.008	0.003	<i>nq</i>	≥0.071	≥0.112	≥0.062	<i>nq</i>						<i>nq</i>	0.071	0.112	0.062	<i>nq</i>
FSV-BS	0.321	0.119	0.294	0.137	0.061	0.061	0.297	0.112	0.275	0.129	0.058	0.058						0.018	0.073	0.113	0.084	0.010										
FSV-BT	0.351	0.133	0.340	0.147	0.064	0.064												0.019	0.083	0.150	0.089	0.006										
FSV-BU	0.310	0.121	0.256	0.132	0.057	0.057												0.012	0.068	0.093	0.073	0.004										
FSV-BV	0.302	0.114	0.285	0.121	0.050	0.050												0.012	0.091	0.159	0.095	<i>nq</i>										
FSV-BW	≥0.288	≥0.115	≥0.305	≥0.123	≥0.050	0.050	0.288	0.115	0.305	0.123	0.050	0.050						0.017	0.083	0.143	0.089	0.009										
FSV-BX	0.287	0.092	0.268	0.098	0.051	0.051												0.013	0.053	0.099	0.057	0.004										
FSV-CB																																
FSV-CC	0.300	0.117	0.271	0.117	0.041	0.041												0.017	0.071	0.112	0.079	<i>nd</i>										
FSV-CD	0.301	0.106	0.345	0.111	0.044	0.044																										
FSV-CE																																
FSV-CF																																
FSV-CG	0.279	0.109	0.273	0.116	0.048	0.048	0.253	0.101	0.254	0.108	0.044	0.044	0.026	0.007	0.019	0.007	0.004	0.015	0.066	0.112	0.070	0.004										
FSV-CH	≥0.286	≥0.095	≥0.223	≥0.099	≥0.039	0.039	0.29	0.10	0.22	0.10	0.04	0.04						0.017	0.066	0.081	0.068	<0.009										
FSV-CI	0.261	0.108	0.208	0.097	0.048	0.048												0.015	0.067	0.091	0.062	0.005										
FSV-CL																																
FSV-CR	0.357	0.154	0.394	0.170	0.068	0.068	0.302	0.116	0.248	0.119	0.051	0.051	0.03	0.01	0.02	0.01	0.00	0.019	0.080	0.121	0.084	0.005										
FSV-CS	0.330	0.100	0.260	0.090	0.053	0.053																										
FSV-CT	0.312	0.113	0.282	0.119	0.052	0.052	0.288	0.110	0.270	0.118	0.048	0.048	0.024	0.007	0.019	0.008	0.003	0.017	0.070	0.116	0.074	0.005										
FSV-CW	0.260	0.170	0.340	0.170	0.050	0.050	0.415	0.132	0.317	0.130	0.059	0.059	0.054	0.019	0.039	0.018	0.012	0.025	0.099	0.171	0.102	0.016										
FSV-CZ	0.323	0.127	0.294	0.143	0.068	0.068	0.295	0.110	0.270	0.129	0.057	0.057	0.028	0.017	0.024	0.014	0.012	0.005	0.003	0.005	0.002	0.002										
FSV-DA																																
FSV-DB																																
FSV-DD																																
FSV-DE																																
FSV-DF																																
FSV-DI	≥0.403	≥0.132	≥0.293	≥0.130	≥0.059	0.059	0.403	0.132	0.293	0.130	0.059	0.059	0.054	0.019	0.039	0.018	0.010	0.020	0.076	0.123	0.087	0.016										
FSV-DJ	0.386	0.140	0.327	0.140	0.060	0.060	0.332	0.121	0.288	0.122	0.051	0.051																				
FSV-DW	0.310	0.110	0.260	0.110	0.040	0.040																										
FSV-ET																																
N	27	27	27	27	27	27	14	14	14	14	14	14	10	8	10	8	8	8	8	8	8	8	21	23	23	23	16	1	2	2	2	1
Min	0.256	0.091	0.208	0.089	0.040	0.040	0.253	0.086	0.223	0.086	0.034	0.034	0.018	0.005	0.005	0.005	0.002	0.007	0.042	0.075	0.047	0.004						0.070	0.112	0.062	0.062	0.007
Median	0.302	0.113	0.283	0.119	0.050	0.050	0.288	0.110	0.270	0.118	0.048	0.048	0.024	0.007	0.019	0.008	0.003	0.017	0.070	0.116	0.074	0.005						0.021	0.071	0.116	0.068	0.007
Max	0.410	0.170	0.394	0.170	0.073	0.073	0.415	0.132	0.317	0.130	0.059	0.059	0.054	0.019	0.039	0.018	0.012	0.025	0.099	0.171	0.102	0.016						0.071	0.120	0.074	0.074	0.007
SD	0.026	0.010	0.031	0.019	0.007	0.007	0.015	0.008	0.025	0.013	0.006	0.006	0.005	0.003	0.005	0.002	0.002	0.003	0.011	0.013	0.014	0.003										
CV	9	9	11	16	14	14	5	7	9	11	12	12	21	44	26	29	58	19	15	11	20	68										
N _{past}	18	0	0	0	0	0	7	0	0	0	0	0	0	0	0	0	0	0	0	0	0	0	0	0	0	0	0	0	0	0	0	0
Median _{past}	0.343						0.330																									
SD _{past}	0.035						0.008																									
NISTa	0.337	≥0.115	0.272	≥0.113	≥0.053	0.053	0.288	0.115	0.238	0.113																						

Round Robin LIII Laboratory Results

All Results in µg/mL

Lab	Total Lycopene				trans-Lycopene				Total β-Cryptoxanthin				Total α-Cryptoxanthin				Total Lutein				trans-Lutein				
	289	290	291	292	289	290	291	292	289	290	291	292	289	290	291	292	289	290	291	292	289	290	291	292	
FSV-BA	0.268	0.449	0.368	0.473	0.189	0.164	0.302	0.240	0.316	0.107	0.032	0.065	0.067	0.068	0.023	0.041	0.078	0.188	0.080	0.046					
FSV-BB						0.127	0.237	0.180	0.251	0.087	0.026	0.052	0.052	0.055	0.018										
FSV-BD																									
FSV-BE	0.339	0.506	0.437	0.532	0.209	0.154	0.321	0.240	0.345	0.107	0.027	0.049	0.047	0.051	0.017										
FSV-BF	0.256	0.549	0.438	0.601	0.200						0.019	0.047	0.049	0.056	0.014										
FSV-BG	0.266	0.489	0.406	0.495	0.179						0.028	0.064	0.060	0.063	0.020										
FSV-BH	0.218	0.388	0.315	0.418	0.156						0.028	0.058	0.060	0.063	0.020										
FSV-BI	0.266	0.564	0.461	0.586	0.202						0.024	0.049	0.045	0.053	0.014										
FSV-BJ																									
FSV-BK																									
FSV-BL																									
FSV-BM																									
FSV-BN	0.246	0.373	0.343	0.374	0.148	0.128	0.212	0.170	0.213	0.076	0.012	0.033	0.029	0.030	nq	nd	0.005	0.024	nq	nq	0.029	0.046	0.123	0.048	
FSV-BO	0.281	0.506	0.392	0.472	0.193						0.023	0.050	0.048	0.049	0.016							0.023	0.043	0.113	0.043
FSV-BO	0.244	0.508	0.324	0.518	0.203						0.028	0.051	0.093	0.042	0.042							0.035	0.055	0.214	0.068
FSV-BR	0.393	0.621	0.487	0.659	0.234						0.029	0.056	0.062	0.063	0.023							0.039	0.077	0.206	0.082
FSV-BR	0.299	0.477	0.421	0.550	0.221						0.026	0.047	0.041	0.050	0.015							0.065	0.064	0.064	0.031
FSV-BT	0.314	0.561	0.456	0.606	0.227						0.021	0.048	0.036	0.051	0.015										
FSV-BU	0.302	0.581	0.399	0.628	0.214						0.024	0.043	0.045	0.048	0.018							0.039	0.077	0.206	0.082
FSV-BV	0.255	0.474	0.367	0.509	0.179						0.025	0.056	0.050	0.061	0.021							0.039	0.077	0.206	0.082
FSV-BW	0.226	0.338	0.349	0.345	0.165						0.024	0.044	0.036	0.047	0.017							0.065	0.064	0.064	0.031
FSV-BX																									
FSV-CB																									
FSV-CC	0.291	0.379	0.347	0.409	0.135						0.024	0.044	0.036	0.047	0.017							0.039	0.077	0.206	0.082
FSV-CD																									
FSV-CE																									
FSV-CF																									
FSV-CG	0.250	0.441	0.375	0.475	0.167	0.129	0.245	0.190	0.266	0.086	0.028	0.049	0.055	0.056	0.020						0.039	0.065	0.137	0.068	
FSV-CH	0.268	0.501	0.348	0.477	0.195						0.027	0.062	0.058	0.061	0.020							0.039	0.065	0.137	0.068
FSV-CI																									
FSV-CR	0.293	0.547	0.394	0.546	0.219						0.028	0.050	0.048	0.051	0.018							0.046	0.078	0.139	0.078
FSV-CS	0.330	0.580	0.440	0.540	0.230						0.027	0.052	0.055	0.046	0.016							0.047	0.076	0.206	0.081
FSV-CT	0.289	0.468	0.408	0.489	0.203	0.131	0.222	0.172	0.236	0.088	0.033	0.055	0.058	0.057	0.022						≥0.031	≥0.058	≥0.141	≥0.062	
FSV-CZ																									
FSV-DA	0.288	0.464	0.387	0.556	0.204	0.153	0.257	0.203	0.311	0.107	0.036	0.050	0.056	0.066	0.021						≥0.032	≥0.055	≥0.147	≥0.060	
FSV-DD																									
FSV-DE																									
FSV-DF																									
FSV-DI																									
FSV-DW																									
FSV-ET																									
N	22	22	22	22	22	11	11	11	11	11	23	23	23	23	22	3	4	4	3	3	3	14	15	14	15
Min	0.218	0.338	0.315	0.345	0.135	0.114	0.185	0.159	0.212	0.032	0.012	0.033	0.029	0.030	0.014	0.008	0.005	0.024	0.024	0.010	0.023	0.043	0.113	0.043	
Median	0.275	0.495	0.393	0.514	0.201	0.131	0.243	0.188	0.251	0.087	0.027	0.050	0.052	0.055	0.019	0.010	0.021	0.041	0.027	0.010	0.040	0.076	0.184	0.078	
Max	0.393	0.621	0.487	0.659	0.234	0.253	0.429	0.267	0.421	0.158	0.040	0.077	0.093	0.080	0.042	0.013	0.033	0.058	0.033	0.011	0.052	0.118	0.240	0.118	
SD	0.031	0.071	0.059	0.060	0.025	0.019	0.047	0.034	0.061	0.018	0.003	0.006	0.010	0.009	0.004	0.003	0.006	0.010	0.009	0.004	0.008	0.015	0.050	0.012	
CV	11	14	15	12	12	15	19	18	24	21	12	11	19	17	17	12	11	19	19	17	19	19	27	16	
Npast	0	0	0	0	21	0	0	0	0	11	0	0	0	0	23	0	0	0	0	0	0	0	0	0	
Medianpast																									
SDpast						0.096	0.012	0.0096	0.012	0.0096	0.019	0.0093	0.0093	0.0093	0.0093	0.016	0.032	0.053	0.034	0.015	0.045	0.102	0.231	0.114	
NISTa	0.314	0.548	0.414	0.574	0.212	0.038	0.071	0.076	0.076	0.076	0.028	0.060	0.049	0.062	0.020	0.016	0.032	0.053	0.034	0.015	≥0.038	≥0.080	≥0.174	≥0.079	
NISTb	2	2	2	2	2	4	4	4	4	4	4	4	4	4	4	2	2	2	2	2	2	2	2	2	
NNIST	0.314	0.548	0.414	0.574	0.213	0.033	0.066	0.062	0.069	0.021	0.033	0.066	0.062	0.065	0.019	0.016	0.032	0.053	0.034	0.015	0.045	0.102	0.231	0.114	
Mean	0.015	0.003	0.012	0.009	0.010	0.003	0.004	0.002	0.005	0.001	0.003	0.004	0.002	0.005	0.001	0.000	0.001	0.004	0.002	0.002	0.009	0.017	0.009	0.005	
Strep	0.012	0.001	0.010	0.011	0.002	0.005	0.001	0.002	0.002	0.002	0.005	0.001	0.002	0.002	0.001	0.000	0.001	0.001	0.001	0.000	0.002	0.009	0.017	0.005	
Shel						0.007	0.008	0.019	0.010	0.010	0.009	0.009	0.019	0.010	0.010	0.009	0.009	0.011	0.011	0.002	0.010	0.019	0.009	0.005	
SNIST	0.019	0.003	0.016	0.014	0.010	0.009	0.009	0.019	0.011	0.011	0.009	0.009	0.019	0.011	0.002	0.000	0.001	0.004	0.002	0.002	0.010	0.019	0.009	0.005	
NAV	0.295	0.521	0.403	0.544	0.207	0.131	0.243	0.188	0.251	0.087	0.030	0.058	0.057	0.062	0.020	0.030	0.058	0.057	0.062	0.020	0.042	0.089	0.208	0.096	
NAU	0.069	0.109	0.086	0.114	0.050	0.023	0.047	0.034	0.061	0.018	0.010	0.016	0.020	0.017	0.005	0.010	0.016	0.020	0.017	0.005	0.010	0.027	0.060	0.029	

C4

Round Robin LIII Laboratory Results
All Results in µg/mL

Lab	Total Zeaxanthin				Total Lutein&Zeaxanthin				Coenzyme Q10				Phylloquinone (K1)				Phytofluene			
	289	290	291	292	289	290	291	292	289	290	291	292	289	290	291	292	289	290	291	292
FSV-BA					0.053	0.109	0.227	0.112	0.067											
FSV-BB	0.023	0.050	0.046	0.050	0.064	0.128	0.303	0.130	0.073											
FSV-BD																				
FSV-BE					0.051	0.110	0.202	0.115	0.055											
FSV-BF					0.059	0.083	0.203	0.096	0.045											
FSV-BG	0.012	0.019	0.047	0.028	0.039	0.080	0.175	0.085	0.052											
FSV-BH	0.008	0.028	0.037	0.030	0.054	0.123	0.303	0.142	0.073											
FSV-BI	0.013	0.033	0.038	0.037																
FSV-EJ																				
FSV-BK																				
FSV-BL																				
FSV-BM																				
FSV-BN																				
FSV-BO	0.009	0.030	0.039	0.026	0.033	0.055	0.135	0.058	0.036											
FSV-BP					0.0316	0.0722	0.1519	0.0688	0.0387											
FSV-BQ					0.095	0.108	0.210	0.119	0.089											
FSV-BR																				
FSV-BS					0.060	0.200	0.401	0.206	0.086											
FSV-BT	0.013	0.034	0.070	0.037	0.048	0.088	0.285	0.105	0.068											
FSV-BU					0.065	0.141	0.340	0.150	0.071											
FSV-BV					0.050	0.120	0.231	0.125	0.065											
FSV-BW																				
FSV-BX	0.008	0.024	0.030	0.026	0.048	0.101	0.236	0.109	0.061											
FSV-CB					0.057	0.098	0.260	0.094	0.060											
FSV-CC																				
FSV-CD					0.047	0.104	0.200	0.106	0.051											
FSV-CE																				
FSV-CF																				
FSV-CG					0.053	0.128	0.249	0.137	0.069											
FSV-CH	0.015	0.029	0.031	0.031	0.054	0.094	0.168	0.099	0.057											
FSV-CL					0.045	0.101	0.189	0.012	0.055											
FSV-CR																				
FSV-CS	0.012	0.024	0.021	0.023	0.058	0.101	0.161	0.101	0.055											
FSV-CT	ng	0.025	0.038	0.020	0.047	0.100	0.244	0.101	0.065											
FSV-CW	0.015	0.033	0.056	0.035	≥0.046	≥0.091	≥0.197	≥0.097	≥0.056											
FSV-CZ																				
FSV-DA	≥0.014	≥0.030	≥0.036	≥0.030	0.065	0.111	0.214	0.122	0.068											
FSV-DD																				
FSV-DF																				
FSV-DI																				
FSV-DW	0.038	0.082	0.097	0.088	0.082	0.165	0.282	0.180	0.093											
FSV-ET																				
N	11	13	12	13	23	23	23	23	23	4	4	4	4	3	3	3	2	2	2	2
Min	0.008	0.019	0.021	0.020	0.032	0.055	0.135	0.012	0.036	0.293	0.397	0.262	0.401	0.254	0.23	0.29	0.49	0.17	0.16	0.027
Median	0.013	0.030	0.038	0.030	0.053	0.104	0.227	0.109	0.065	0.520	0.780	0.570	0.830	0.455	0.33	0.29	0.67	0.19	0.18	0.041
Max	0.038	0.082	0.097	0.088	0.095	0.200	0.401	0.206	0.093	0.700	1.000	0.900	1.100	0.660	0.36	0.33	0.72	0.31	0.21	0.055
SD	0.003	0.006	0.010	0.008	0.009	0.019	0.057	0.022	0.011											
CV	26	20	27	27	17	18	25	20	17											
Npast	0	0	0	0	0	0	0	0	20	0	0	0	0	0	0	0	0	0	0	0
Medianpast																				
SDpast																				
NISTa																				
NISTb	0.019	0.044	0.051	0.041	≥0.057	≥0.124	≥0.224	≥0.120	≥0.064											
NNIST	2	2	2	2	2	2	2	2	2											
Mean	0.019	0.044	0.051	0.041	0.057	0.124	0.224	0.120	0.048											
Strep	0.001	0.001	0.003	0.002	0.002	0.004	0.005	0.006	0.033											
Shet	0.000	0.004	0.003	0.001	0.003	0.005	0.001	0.002	0.022											
Sani																				
SNIST	0.001	0.004	0.004	0.003	0.004	0.007	0.005	0.006	0.039											
NAV	0.016	0.037	0.044	0.036	0.055	0.114	0.226	0.114	0.057											
NAU	0.006	0.013	0.014	0.012	0.012	0.026	0.057	0.024	0.041											

Round Robin LIII Laboratory Results

All Results in µg/mL

Analytes Reported By One Laboratory

Analyte	Code	289	290	291	292	293
trans-Zeaxanthin	FSV-DA	0.014	0.030	0.036	0.030	0.054
Didehydroretinol	FSV-DF	<i>nd</i>	<i>nd</i>	<i>nd</i>	<i>nd</i>	0.090
Ubiquinol	FSV-BW	0.310	0.440	0.350	0.420	0.320
Ubiquinone	FSV-BW	0.160	0.200	0.210	0.280	0.105
Phytoene	FSV-CL	<i>nd</i>	0.120	0.070	0.103	0.018
Retinyl stearate	FSV-DA	0.010	0.030	0.050	0.030	0.018

Legend

Term	Definition
N	Number of (non-NIST) quantitative values reported for this analyte
Min	Minimum (non-NIST) quantitative value reported
Median _{part}	Median (non-NIST) quantitative value reported
Max	Maximum (non-NIST) quantitative value reported
SD	Standard deviation for (non-NIST) results: $0.741 \times (\text{3rd Quartile} - \text{1st Quartile})$
CV	Coefficient of Variation for (non-NIST) results: $100 \times \text{SD} / \text{Median}$
N _{past}	Mean of N(s) from past RR(s)
Median _{past}	Mean of Median(s) from past RR(s)
SD _{past}	Pooled SD from past RR(s)
N _{NIST}	Number of vials analyzed in duplicate by NIST analyst(s)
Mean _{NIST}	Mean of the NIST-analyzed vial means
S _{rep}	Within-vial pooled standard deviation
S _{het}	Among-vial pooled standard deviation
S _{anl}	Between NIST analyst standard deviation
S _{NIST}	Total standard deviation for NIST analyses: $(S_{rep}^2 + S_{het}^2 + S_{anl}^2)^{0.5}$
NAV	NIST Assigned Value = $(\text{Median}_{part} + \text{Mean}_{NIST}) / 2$ for analytes reported by NIST analyst(s) = Median _{part} for analytes reported by ≥ 10 labs but not NIST
NAU	NIST Assigned Uncertainty: $(S^2 + S_{btw}^2)^{0.5}$ S is the maximum of (0.05*NAV, SD, S _{NIST} , eSD) and S _{btw} is the standard deviation between Median _{part} and Mean _{NIST} . The expected long-term SD, eSD, is defined in: Duewer, et al. Anal Chem 1997;69(7):1406-1413.
-	Not analyzed
<i>nd</i>	Not detected (i.e., no detectable peak for analyte)
<i>nq</i>	Detected but not quantitatively determined
≥x	Concentration greater than or equal to x
<i>italics</i>	Not explicitly reported but calculated by NIST from reported values

Round Robin LIII Laboratory Results

Comparability Summary

Lab	TR	aT	g/bT	bC	tbC	aC	TLy	tLy	TbX	TLu	TZ	Label	Definition
FSV-BA	1	1	1	1	1	1		2	1	1	1	Lab	Participant code
FSV-BB	1	1	1	1	1	1	1	1	1	1	1	TR	Total Retinol
FSV-BD	1	2										aT	α-Tocopherol
FSV-BE		1	1	1					1			g/bT	γ/β-Tocopherol
FSV-BF	1	1	1	2		2	1					bC	Total β-Carotene
FSV-BG	1	1	1	1		2	1	2	1			tbC	trans-β-Carotene
FSV-BH	1	1	4	1	1	1	1		1	1	2	aC	Total α-Carotene
FSV-BI	1	1	1	1		1	1		1	1	1	TLy	Total Lycopene
FSV-BJ	1	1	1	1		2	1		1	1	1	tLy	trans-Lycopene
FSV-BK	1	1										TbX	Total β-Cryptoxanthin
FSV-BL	1	2							1	1		TLu	Total Lutein
FSV-BM	2	1										TZ	Total Zeaxanthin
FSV-BN	2	2	2	1	2	1	1	1	1			TL&Z	Total Lutein&Zeaxanthin
FSV-BO		2		1		1	1		1	1	2		
FSV-BP	1	1		2		2	1		3			n	number of participants providing quantitative data
FSV-BQ	2	1							2	2		% 1	Percent of CS = 1 (within 1 SD of medians)
FSV-BR		1										% 2	Percent of CS = 2 (within 2 SD of medians)
FSV-BS	2				3		2		1	1	1	% 3	Percent of CS = 3 (within 3 SD of medians)
FSV-BT	4	2	1	1	1	1	1	1	1	2	1	% 4	Percent of CS = 4 (3 or more SD from medians)
FSV-BU	2	2	1	2		1	1		1	1	2		
FSV-BV	2	2	1	1		1	1						
FSV-BW	1	1	2	1		2	1						
FSV-BX		1	1		1	1		1	1				
FSV-CB	3	1		1		1	2						
FSV-CC	1	1											
FSV-CD	1	1	1	1		1	1		1				
FSV-CE	1	1		1					1				
FSV-CF	1	2							1				
FSV-CG	1	2	1	1	1	1	1	1	1				
FSV-CI	1	2	1		2	1							
FSV-CL	2	2	3	2		1	1						
FSV-CR	2	1											
FSV-CS		1		3	1	1	1		1	1	1		
FSV-CT				1			1			1	1		
FSV-CW		2	1	1	1	1	1	1					
FSV-CZ	1	1		3									
FSV-DA		1	1	2	1	2	1	1	2	1	4		
FSV-DF	1									2			
FSV-DI	3	2	3		3			4	1		1		
FSV-DW	1	1		2	1			2					
FSV-ET	1	1	1	1									
NISTa		1	1	1	1	1			2	1			
NISTb		1	1	1	1	1	1		1		1		
n	34	40	24	29	16	25	23	11	25	16	14		
	TR	aT	g/bT	bC	tbC	aC	TLy	tLy	TbX	TLu	TZ		
% 1	68	68	79	72	75	76	91	64	84	81	71		
% 2	24	33	8	21	13	24	9	27	12	19	21		
% 3	6	0	8	7	13	0	0	0	4	0	0		
% 4	3	0	4	0	0	0	0	9	0	0	7		

"Comparability Score"

The Comparability Score (CS) summarizes your measurement performance for a given analyte relative to the consensus medians in this study. CS is the average distance (in units of standard deviation) of your measurement performance characteristics from the consensus performance. CS is calculated when the number of quantitative values you reported, N_{you} , is at least two and at least six participants reported quantitative values for the analyte.

We define CS as follows:

$$CS = \text{MINIMUM} \left(4, \text{INTEGER} \left(1 + \sqrt{C^2 + AP^2} \right) \right)$$

$$C = \text{Concordance} = \frac{\sum_{i=1}^{N_{you}} \frac{You_i - \text{Median}_i}{NAU_i}}{N_{you}}$$

$$AP = \text{Apparent Precision} = \sqrt{\frac{\sum_{i=1}^{N_{you}} \left(\frac{You_i - \text{Median}_i}{NAU_i} \right)^2}{N_{you} - 1}}$$

NAU = NIST Assigned Uncertainty

For further details, please see

Duewer DL, Kline MC, Sharpless KE, Brown Thomas J, Gary KT. Micronutrients Measurement Quality Assurance Program: Helping participants use interlaboratory comparison exercise results to improve their long-term measurement performance. Anal Chem 1999;71(9):1870-8.

Appendix D. Representative “Individualized Report” for RR53

Each participant in RR53 received an “Individualized Report” reflecting their reported results. Each report included a detailed analysis for analytes that were assayed by at least five participants. The following analytes met this criterion in RR53:

- Total Retinol
- *trans*-Retinol
- Retinyl Palmitate
- α -Tocopherol
- γ/β -Tocopherol
- δ -Tocopherol
- Total β -Carotene
- *trans*- β -Carotene
- Total *cis*- β -Carotene
- Total α -Carotene
- Total Lycopene
- *trans*-Lycopene
- Total β -Cryptoxanthin
- Total Lutein
- Total Zeaxanthin
- Total Lutein & Zeaxanthin

The following 12 pages are the “Individualized Report” for the analytes evaluated by participant FSV-BA.

Individualized Round Robin LIII Report: FSV-BA

Summary

Analyte	Serum 289			Serum 290			Serum 291			Serum 292			Serum 293		
	You	NAV	n	You	NAV	n	You	NAV	n	You	NAV	n	You	NAV	n
Total Retinol	0.821	0.764	32	0.640	0.615	33	0.554	0.549	33	0.663	0.660	33	0.336	0.340	33
Retinyl Palmitate	0.02		8	0.1	0.1	13	0.1	0.1	13	0.10	0.10	13	0.02	0.02	10
α-Tocopherol	5.00	4.75	37	10.20	10.06	38	11.23	11.12	38	10.47	10.61	38	2.83	2.87	38
γ/β-Tocopherol	2.478	2.284	21	1.853	1.767	22	1.732	1.662	22	1.894	1.839	22	0.756	0.708	22
Total β-Carotene	0.302	0.317	27	0.115	0.112	27	0.299	0.278	27	0.122	0.117	27	0.048	0.050	27
trans-β-Carotene	0.284	0.290	14	0.111	0.111	14	0.284	0.259	14	0.117	0.116	14	0.046	0.049	14
Total cis-β-Carotene	0.018	0.032	10	0.005		8	0.015	0.022	10	0.006	0.005	8	0.002		8
Total α-Carotene	0.017	0.017	21	0.071	0.075	23	0.125	0.111	23	0.075	0.076	23	0.005	0.004	16
trans-Lycopene	0.164	0.131	11	0.302	0.243	11	0.240	0.188	11	0.316	0.251	11	0.107	0.087	11
Total β-Cryptoxanthin	0.032	0.030	23	0.065	0.058	23	0.067	0.057	23	0.068	0.062	23	0.023	0.020	22
Total Lutein&Zeaxanthin	0.053	0.055	23	0.109	0.114	23	0.227	0.226	23	0.112	0.114	23	0.067	0.057	23

D2

You : Your reported values for the listed analytes (micrograms/milliliter)

NAV : NIST Assigned Values, equal to (NIST's average-of-averages + this RR's median) / 2

n : Number of non-NIST laboratories reporting quantitative values for this analyte in this serum

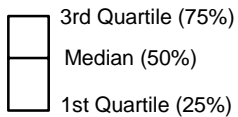
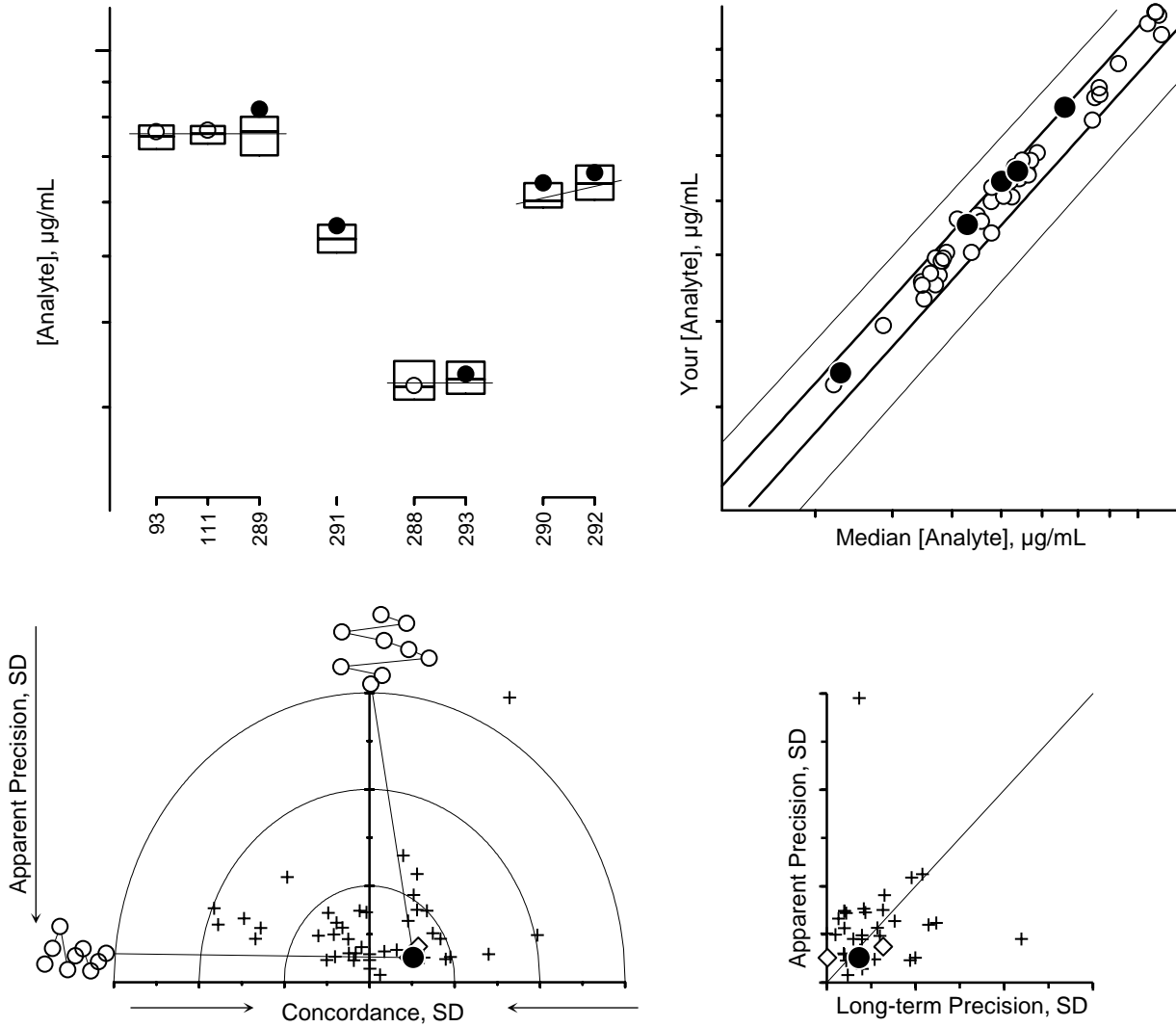
Please check our records against your records. Send corrections and/or updates to...

Micronutrients Measurement Quality Assurance Program
National Institute of Standards and Technology
100 Bureau Drive Stop 8392
Gaithersburg, MD 20899-8392 USA

Tel: (301) 975-3935
Fax: (301) 977-0685
Email: david.duewer@nist.gov

Individualized RR LIII Report: FSV-BA

Total Retinol



● You, this RR
 ○ You, past RRs

▲ You, ≥x, this RR
 △ You, ≥x, past RRs

◇ NIST, this RR
 + Others, this RR

Serum

#289 Lyophilized: #93 RR13 (Jun-88), #111 RR16 (Jun-89)
 #290 Lyophilized: new
 #291 Fresh-frozen: new
 #292 Fresh-frozen: new
 #293 Fresh-frozen: #288 RR52

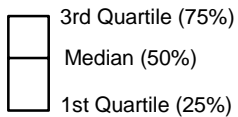
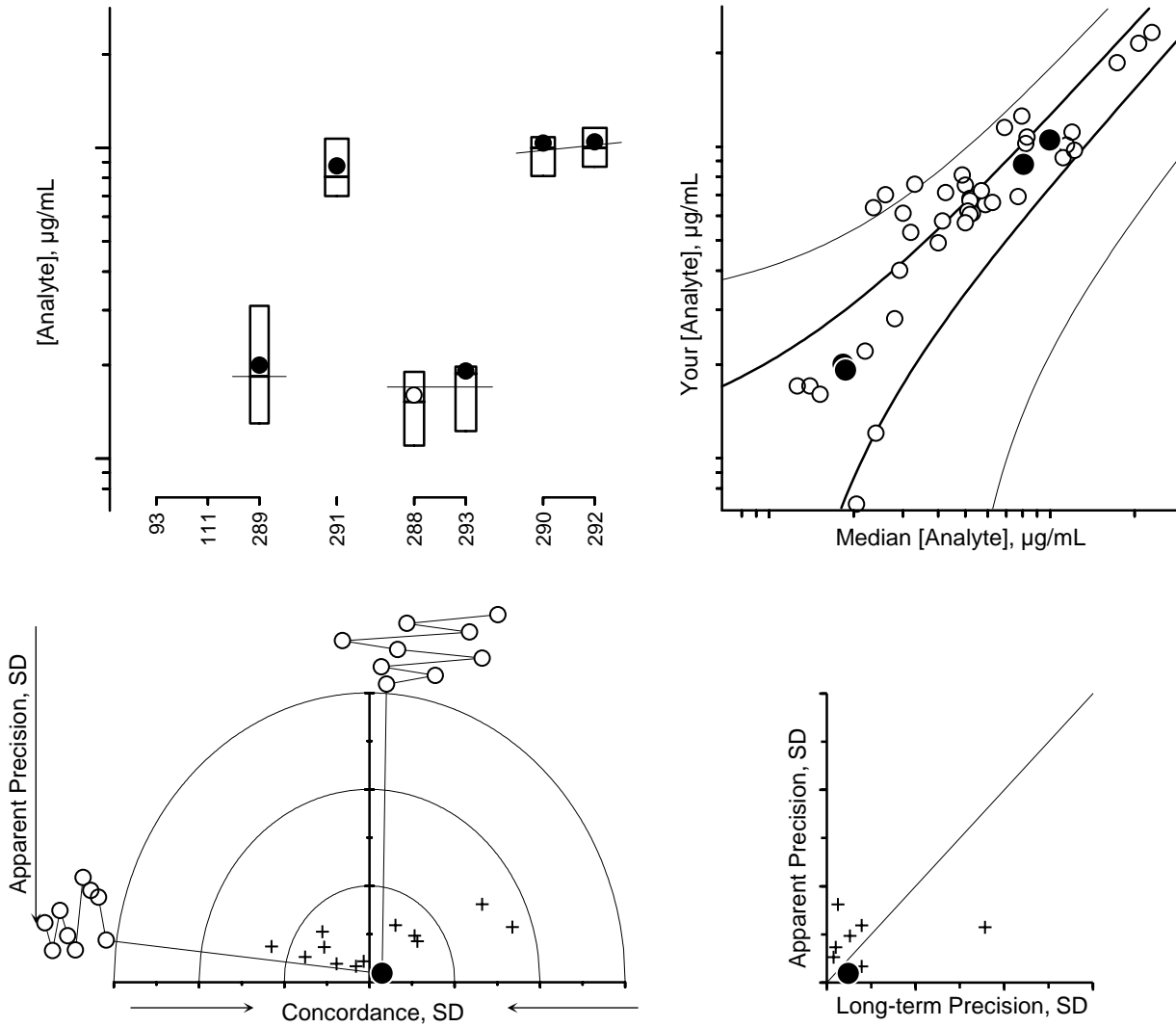
History

Comments

Native, single-source
 Native, single-source
 Native, single-source
 Same pool as #290
 Native, single-source

Individualized RR LIII Report: FSV-BA

Retinyl Palmitate



● You, this RR
 ○ You, past RRs

▲ You, ≥x, this RR
 △ You, ≥x, past RRs

◇ NIST, this RR
 + Others, this RR

Serum

#289 Lyophilized: #93 RR13 (Jun-88), #111 RR16 (Jun-89)
 #290 Lyophilized: new
 #291 Fresh-frozen: new
 #292 Fresh-frozen: new
 #293 Fresh-frozen: #288 RR52

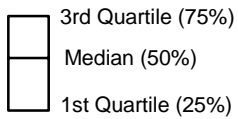
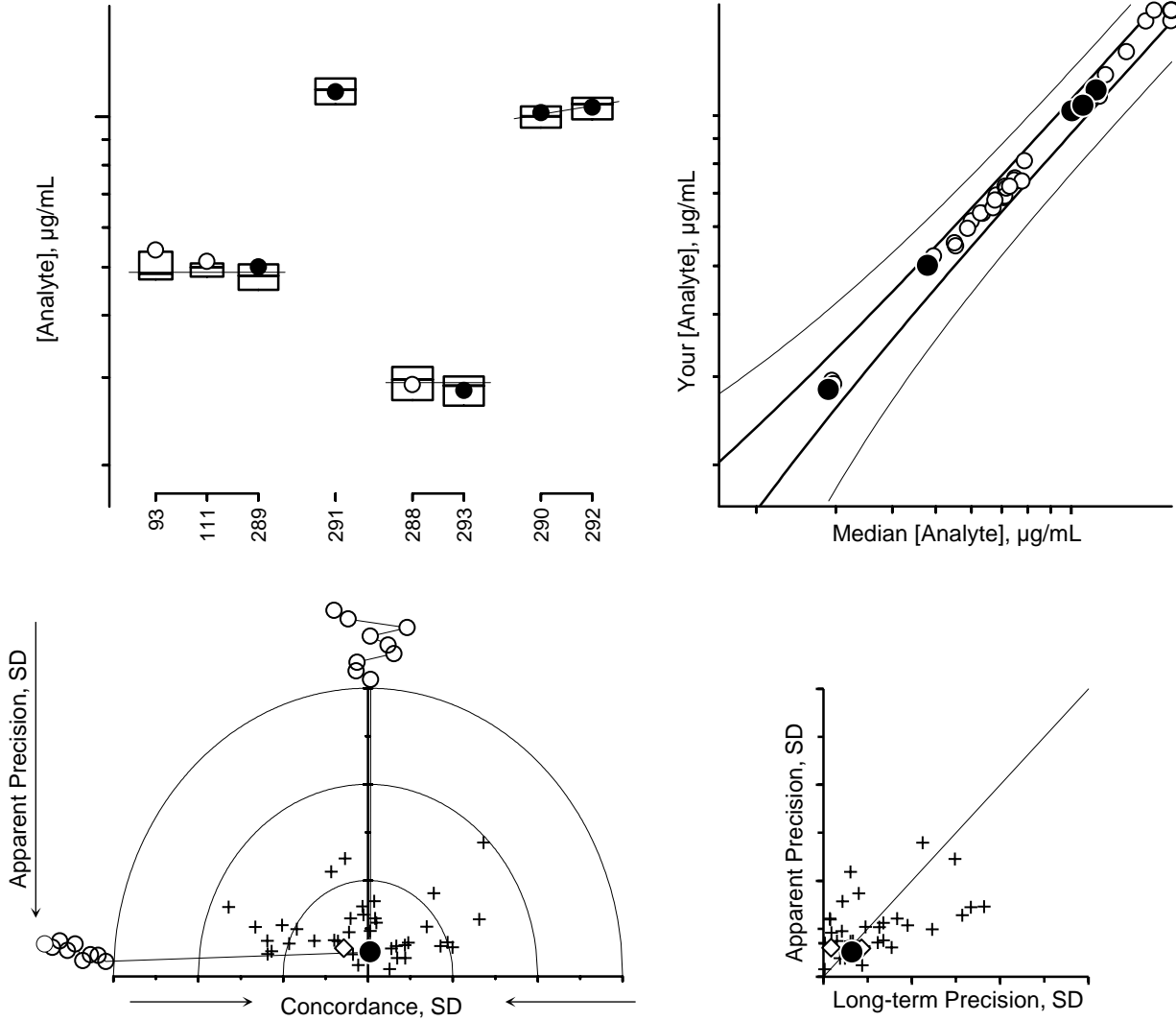
History

Comments

Native, single-source
 Native, single-source
 Native, single-source
 Same pool as #290
 Native, single-source

Individualized RR LIII Report: FSV-BA

α-Tocopherol



● You, this RR
 ○ You, past RRs

▲ You, ≥x, this RR
 △ You, ≥x, past RRs

◇ NIST, this RR
 + Others, this RR

Serum

#289 Lyophilized: #93 RR13 (Jun-88), #111 RR16 (Jun-89)
 #290 Lyophilized: new
 #291 Fresh-frozen: new
 #292 Fresh-frozen: new
 #293 Fresh-frozen: #288 RR52

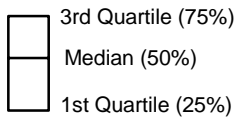
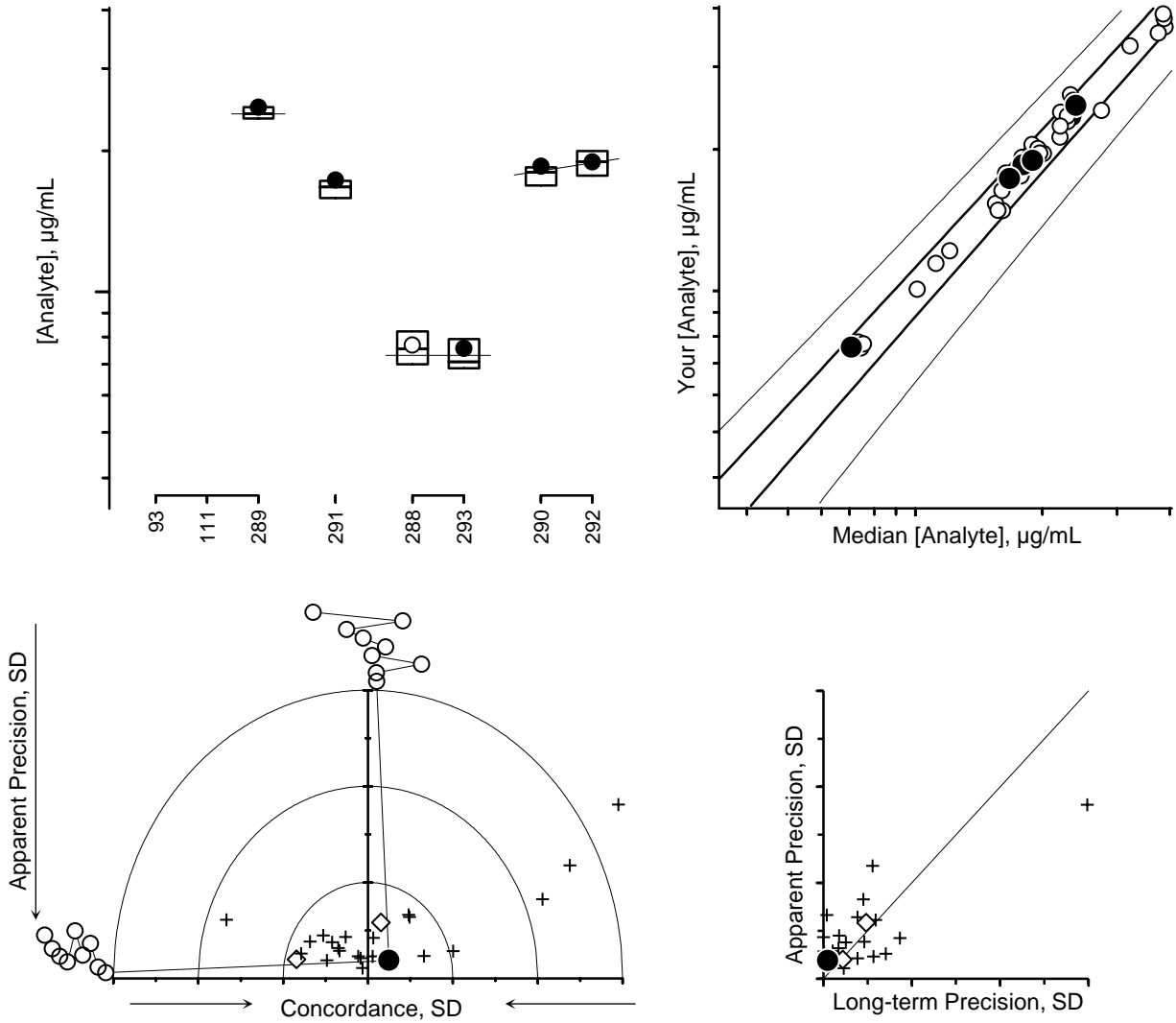
History

Comments

Native, single-source
 Native, single-source
 Native, single-source
 Same pool as #290
 Native, single-source

Individualized RR LIII Report: FSV-BA

γ/β -Tocopherol



- You, this RR
- You, past RRs
- ▲ You, $\geq x$, this RR
- △ You, $\geq x$, past RRs
- ◇ NIST, this RR
- + Others, this RR

Serum

#289 Lyophilized: #93 RR13 (Jun-88), #111 RR16 (Jun-89)
 #290 Lyophilized: new
 #291 Fresh-frozen: new
 #292 Fresh-frozen: new
 #293 Fresh-frozen: #288 RR52

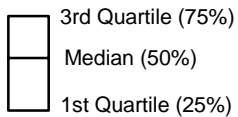
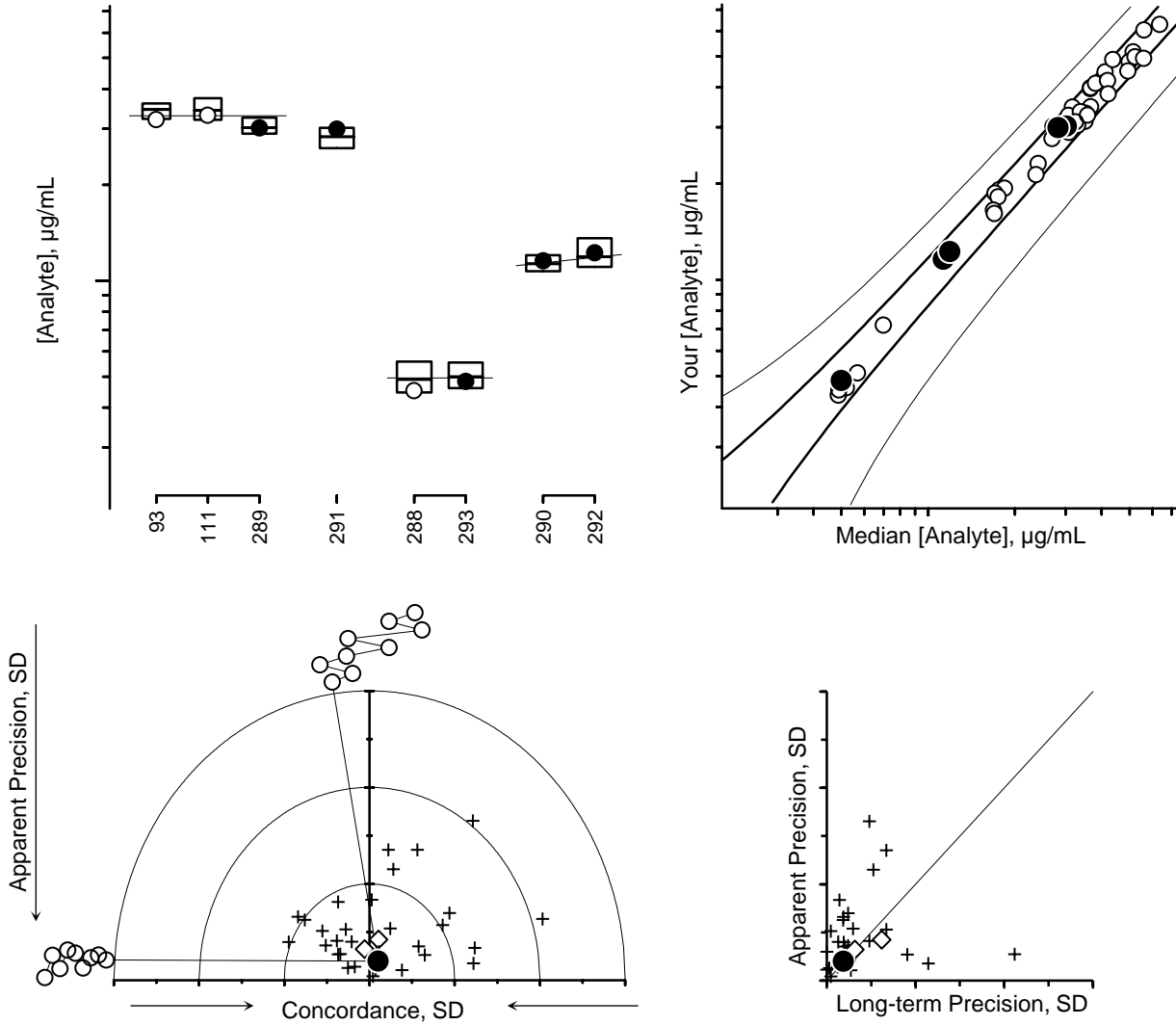
History

Comments

Native, single-source
 Native, single-source
 Native, single-source
 Same pool as #290
 Native, single-source

Individualized RR LIII Report: FSV-BA

Total β-Carotene



● You, this RR
 ○ You, past RRs

▲ You, ≥x, this RR
 △ You, ≥x, past RRs

◇ NIST, this RR
 + Others, this RR

Serum

#289 Lyophilized: #93 RR13 (Jun-88), #111 RR16 (Jun-89)
 #290 Lyophilized: new
 #291 Fresh-frozen: new
 #292 Fresh-frozen: new
 #293 Fresh-frozen: #288 RR52

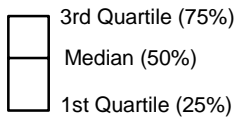
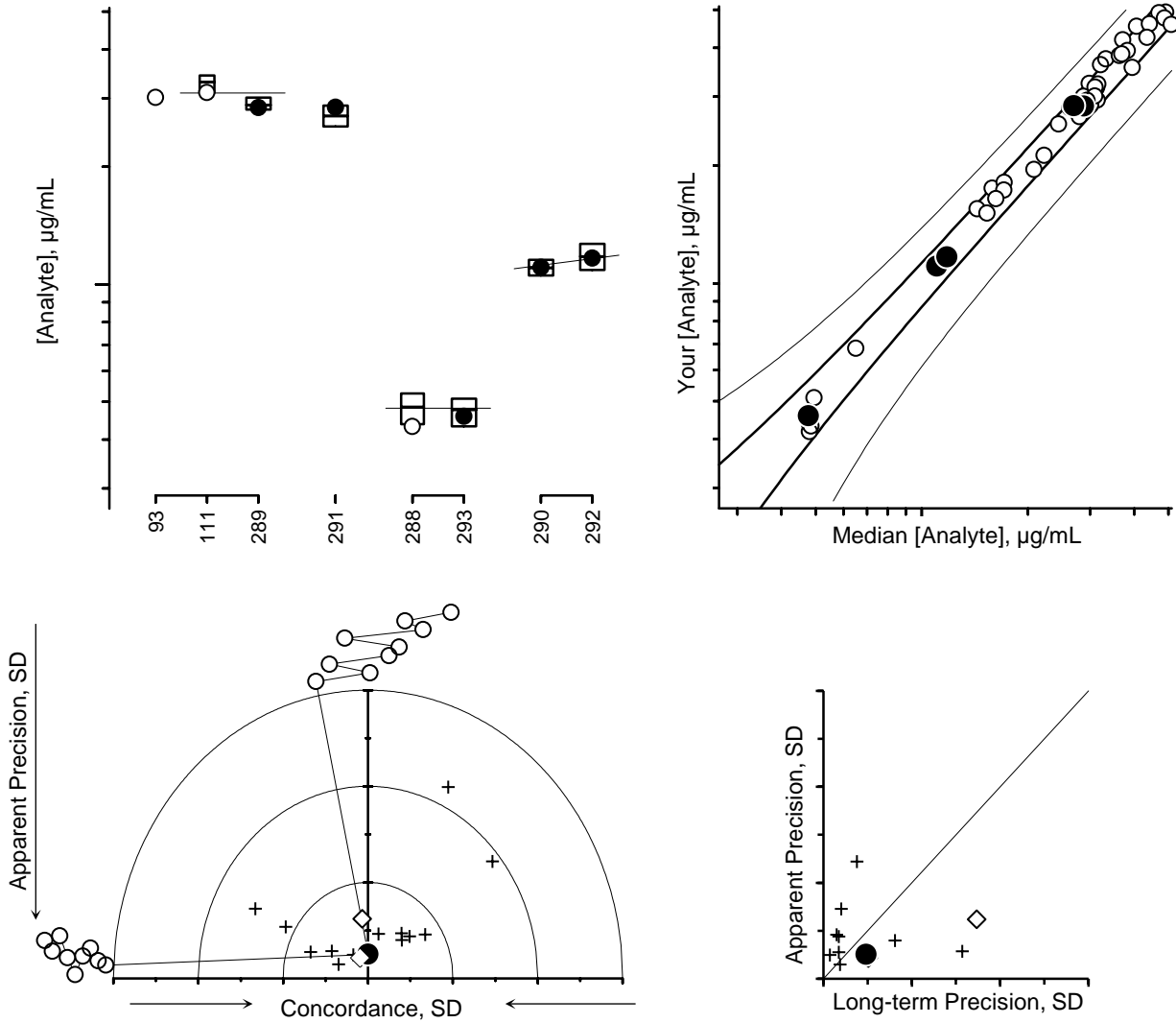
History

Comments

Native, single-source
 Native, single-source
 Native, single-source
 Same pool as #290
 Native, single-source

Individualized RR LIII Report: FSV-BA

trans-β-Carotene



● You, this RR
 ○ You, past RRs

▲ You, ≥x, this RR
 △ You, ≥x, past RRs

◇ NIST, this RR
 + Others, this RR

Serum

#289 Lyophilized: #93 RR13 (Jun-88), #111 RR16 (Jun-89)
 #290 Lyophilized: new
 #291 Fresh-frozen: new
 #292 Fresh-frozen: new
 #293 Fresh-frozen: #288 RR52

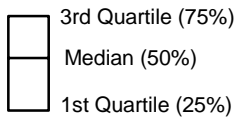
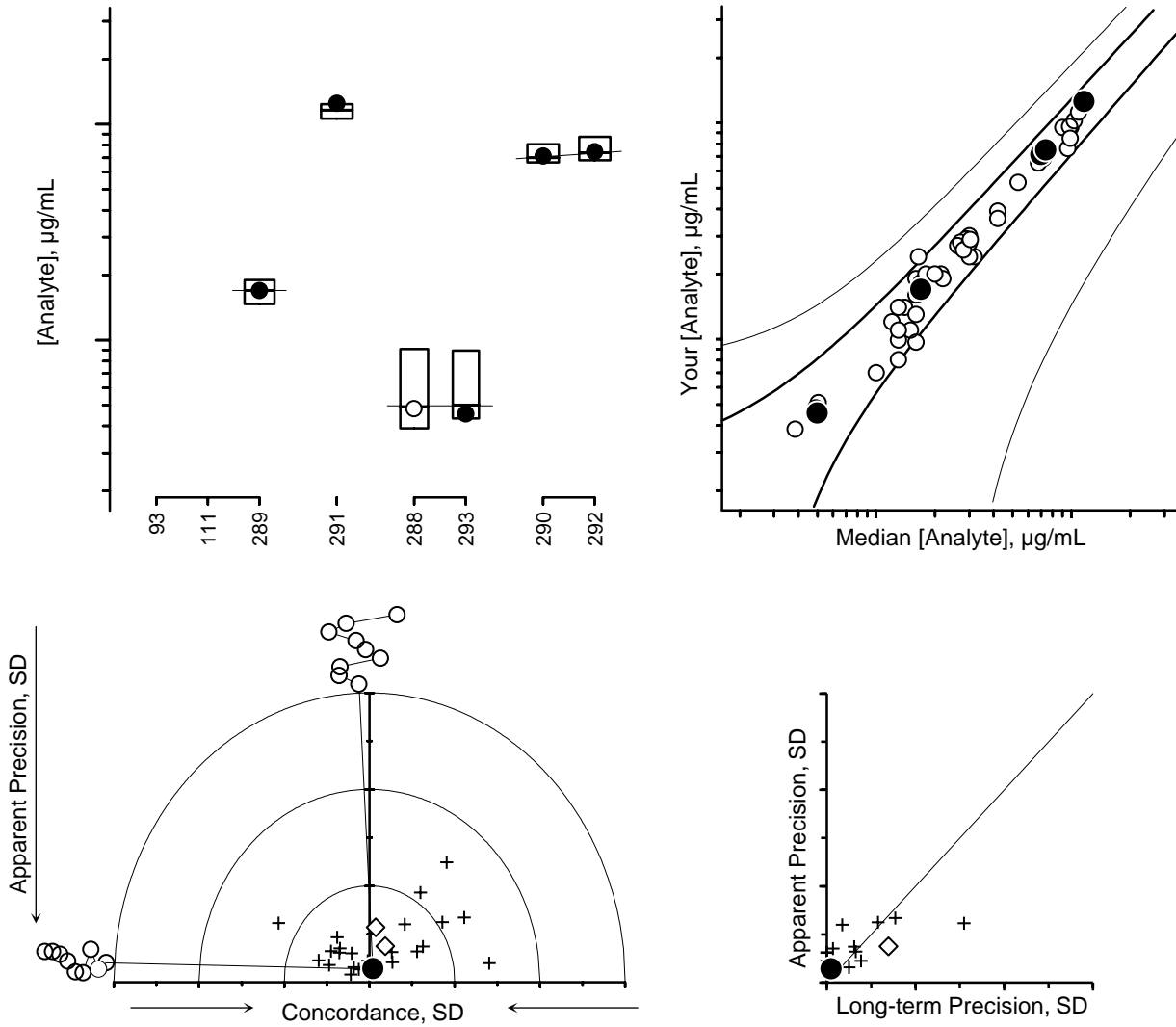
History

Comments

Native, single-source
 Native, single-source
 Native, single-source
 Same pool as #290
 Native, single-source

Individualized RR LIII Report: FSV-BA

Total α -Carotene



● You, this RR
○ You, past RRs

▲ You, $\geq x$, this RR
△ You, $\geq x$, past RRs

◇ NIST, this RR
+ Others, this RR

Serum

#289 Lyophilized: #93 RR13 (Jun-88), #111 RR16 (Jun-89)
#290 Lyophilized: new
#291 Fresh-frozen: new
#292 Fresh-frozen: new
#293 Fresh-frozen: #288 RR52

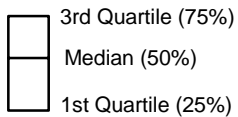
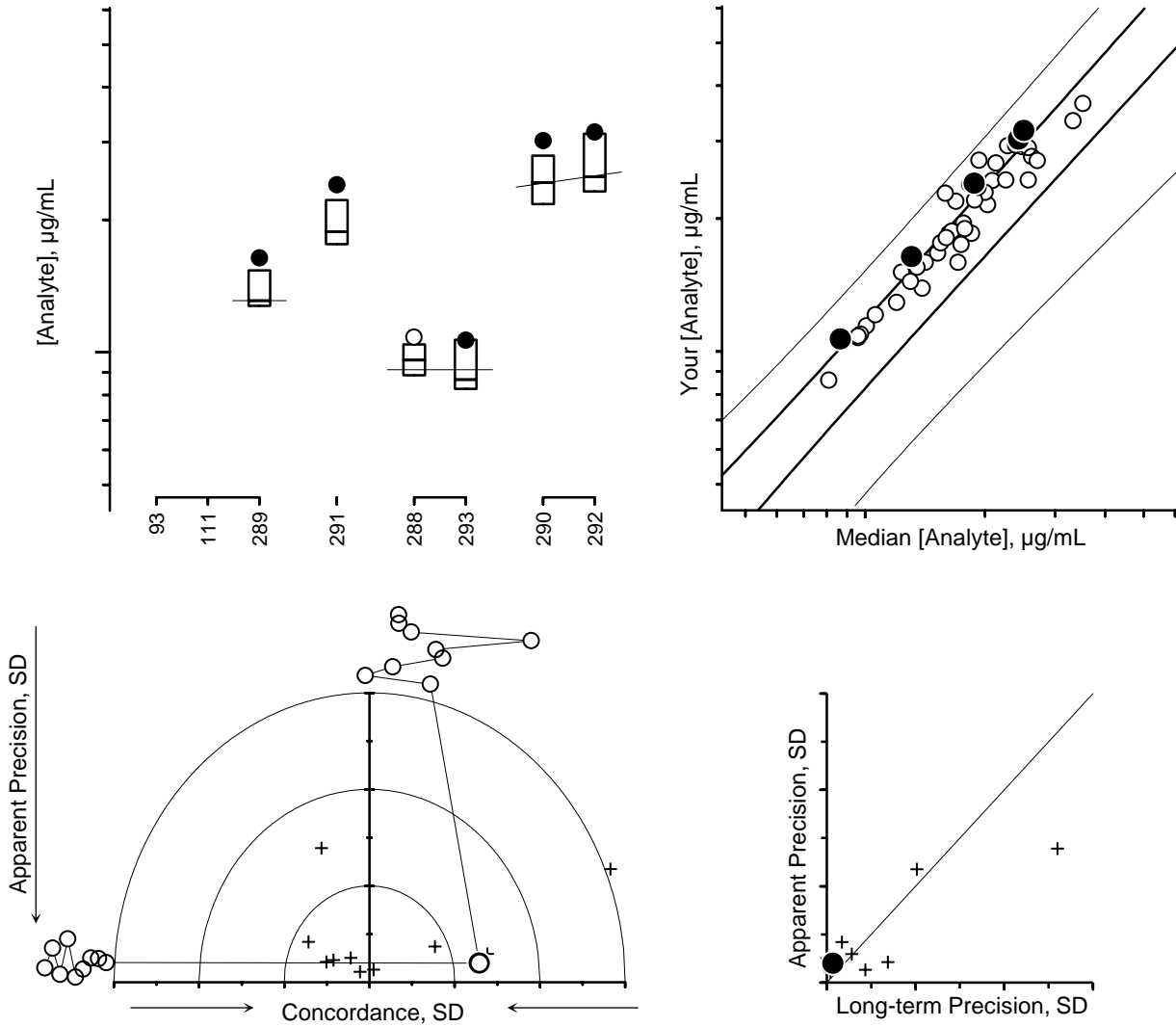
History

Comments

Native, single-source
Native, single-source
Native, single-source
Same pool as #290
Native, single-source

Individualized RR LIII Report: FSV-BA

trans-Lycopene



● You, this RR
○ You, past RRs

▲ You, ≥x, this RR
△ You, ≥x, past RRs

◇ NIST, this RR
+ Others, this RR

Serum

#289 Lyophilized: #93 RR13 (Jun-88), #111 RR16 (Jun-89)
 #290 Lyophilized: new
 #291 Fresh-frozen: new
 #292 Fresh-frozen: new
 #293 Fresh-frozen: #288 RR52

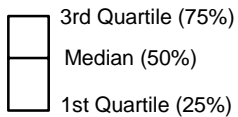
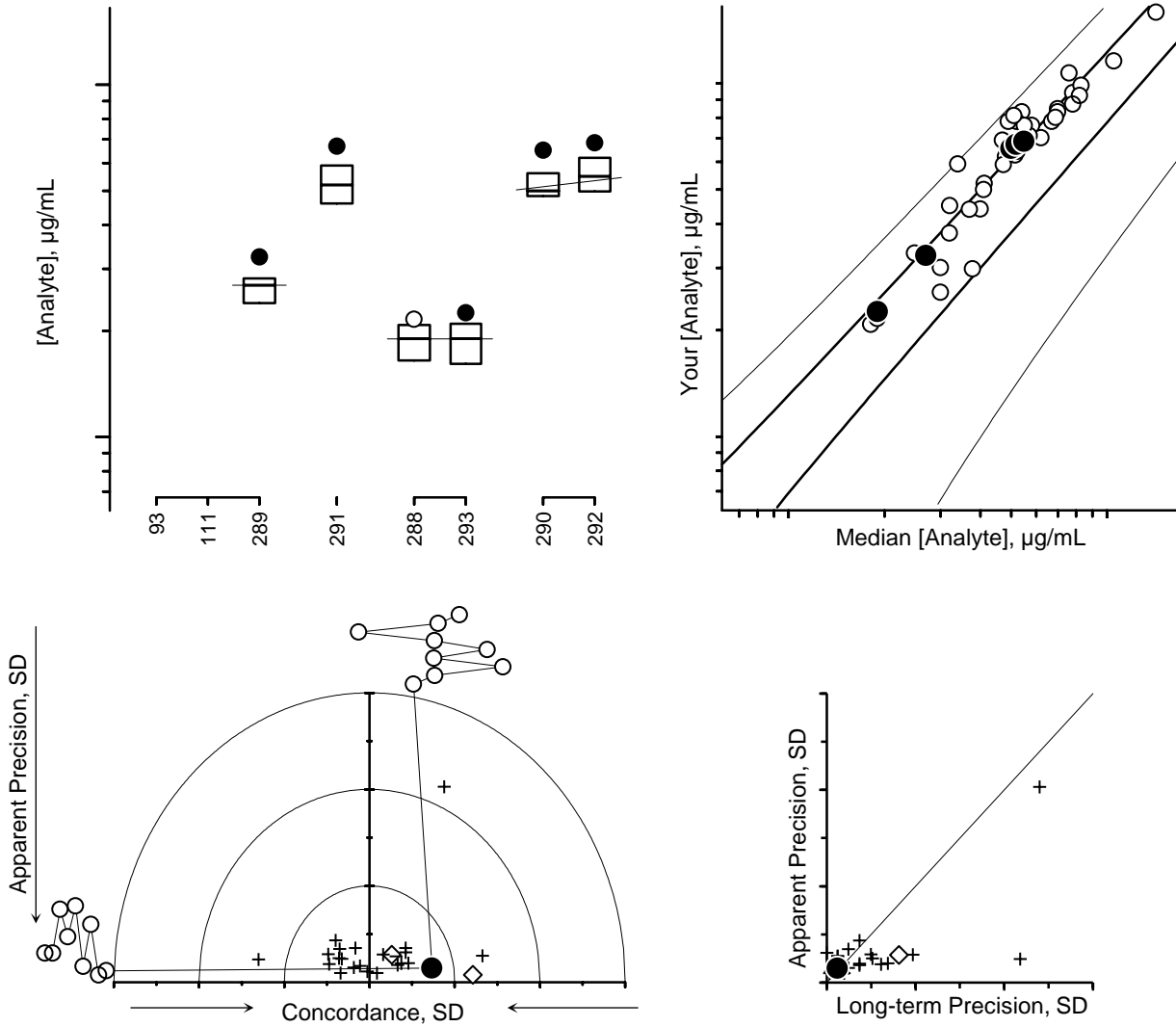
History

Comments

Native, single-source
 Native, single-source
 Native, single-source
 Same pool as #290
 Native, single-source

Individualized RR LIII Report: FSV-BA

Total β -Cryptoxanthin



● You, this RR
 ○ You, past RRs

▲ You, $\geq x$, this RR
 △ You, $\geq x$, past RRs

◇ NIST, this RR
 + Others, this RR

Serum

#289 Lyophilized: #93 RR13 (Jun-88), #111 RR16 (Jun-89)
 #290 Lyophilized: new
 #291 Fresh-frozen: new
 #292 Fresh-frozen: new
 #293 Fresh-frozen: #288 RR52

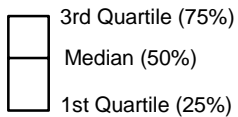
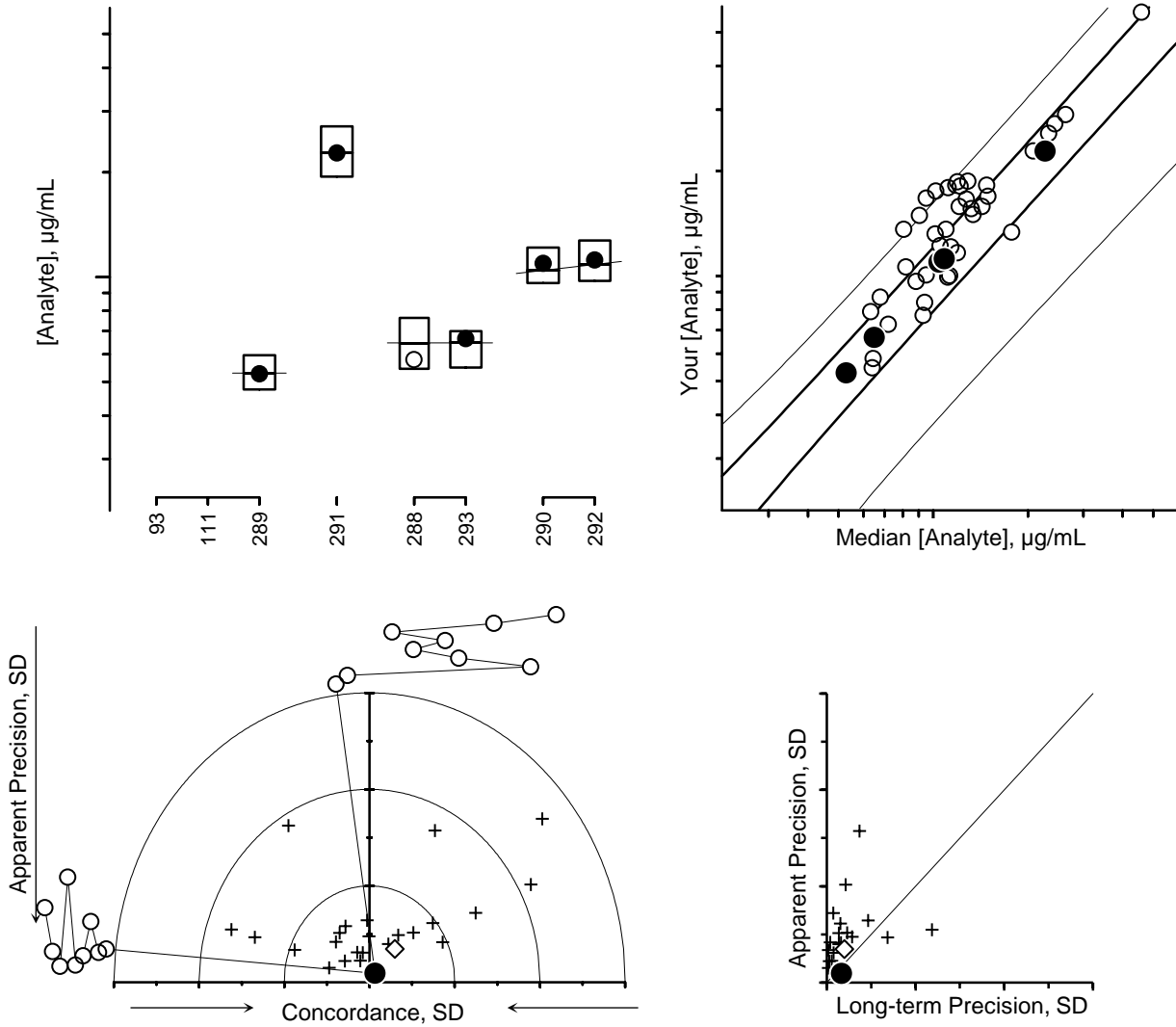
History

Comments

Native, single-source
 Native, single-source
 Native, single-source
 Same pool as #290
 Native, single-source

Individualized RR LIII Report: FSV-BA

Total Lutein&Zeaxanthin



● You, this RR
 ○ You, past RRs

▲ You, ≥x, this RR
 △ You, ≥x, past RRs

◇ NIST, this RR
 + Others, this RR

Serum

#289 Lyophilized: #93 RR13 (Jun-88), #111 RR16 (Jun-89)
 #290 Lyophilized: new
 #291 Fresh-frozen: new
 #292 Fresh-frozen: new
 #293 Fresh-frozen: #288 RR52

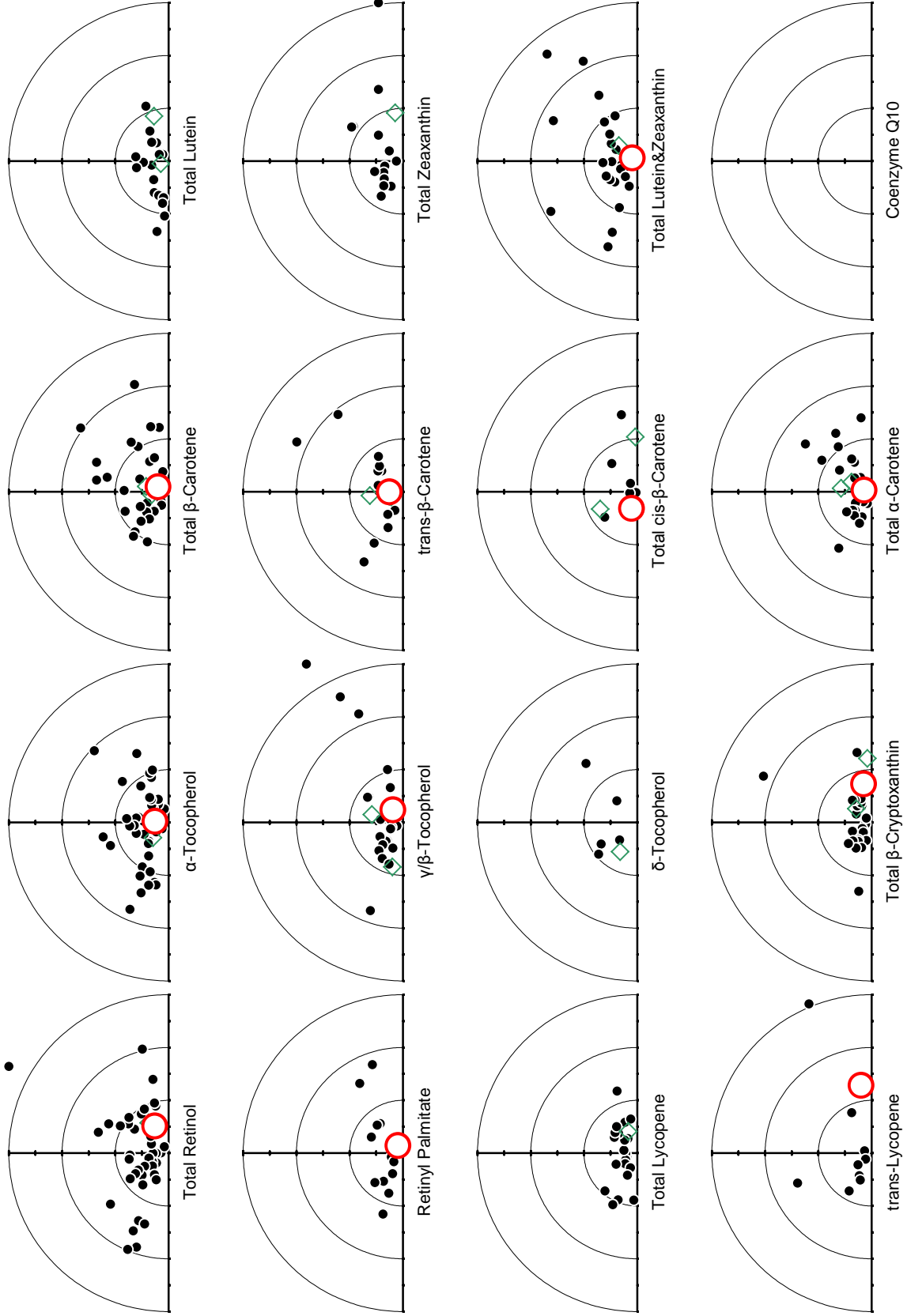
History

Comments

Native, single-source
 Native, single-source
 Native, single-source
 Same pool as #290
 Native, single-source

Individualized Round Robin LIII Report: FSV-BA

Graphical Comparability Summary



Appendix E. Shipping Package Inserts for RR18

The following five items were included in each package shipped to an RR18 participant:

- Cover letter
- Protocol for Preparation and Analysis of the Ascorbic Acid Solid Control Material
- Preparation and Validation of Ascorbic Acid Solid Control Material Datasheet
- Analysis of Control Materials and Test Samples Datasheet
- Packing List and Shipment Receipt Confirmation Form

The cover letter, preparation protocol, and the two datasheets were enclosed in a sealed waterproof bag along with the samples themselves. The packing list was placed at the top of the shipping box, between the cardboard covering and the foam insulation.



UNITED STATES DEPARTMENT OF COMMERCE
National Institute of Standards and Technology
Gaithersburg, Maryland 20899-0001

November 13, 2002

Dear Colleague:

Enclosed are samples for the vitamin C round robin study (RR 18) for the 2003 NIST Micronutrients Measurement Quality Assurance Program. RR 18 consists of three vials of frozen serum (*test samples*) and one vial of solid ascorbic acid (*control sample*). Please follow the attached protocol when you prepare and analyze these samples. If you cannot prepare the control sample solutions gravimetrically, please prepare equivalent solutions volumetrically and report the exact volumes used.

Please be reminded that sample contact with any oxidant-contaminated surface (sample vials, glassware, etc.) may degrade your measurement system's performance (SA Margolis and E Park, "Stability of Ascorbic Acid in Solutions in Autosampler Vials," *Clinical Chemistry* 2001, 47(8), 1463-1464). You should suspect such degradation if you observe unusually large variation in replicate analyses, particularly of your calibration solutions and/or control samples.

We recommend that you obtain **Standard Reference Material (SRM) 970 Ascorbic Acid in Serum** to validate your methodology and value assign in-house control materials. This SRM may be purchased from the Standard Reference Materials Program at NIST. (Tel: 301-975-6776, Fax: 301-948-3730, or e-mail: srminfo@nist.gov)

Please return your results for RR 18 using the attached form by **March 3, 2003** to:

Micronutrients Measurement Quality Assurance Program
NIST
100 Bureau Drive Stop 8392
Gaithersburg, MD 20899-8392
Fax: 301-977-0685

If you have questions or concerns about this study, please contact me at 301-975-3120; e-mail: jbthomas@nist.gov; or mail/fax queries to the above address.

Sincerely,

Jeanice Brown Thomas
Research Chemist
Analytical Chemistry Division
Chemical Science and Technology Laboratory

Enclosures

NIST

Micronutrient Measurement Quality Assurance Program for Vitamin C

Please Read Through Completely BEFORE Analyzing Samples

Protocol for Preparation and Analysis of the Control Sample

The *control sample* consists of a sample of solid ascorbic acid in an amber vial. It should be prepared and used in the following manner:

1. Prepare at least 500 mL of 5% mass fraction metaphosphoric acid (MPA) in distilled water. This solution will be referred to as the “Diluent” below.
2. Weigh 0.18 to 0.22 g of the solid ascorbic acid sample to 0.0001 g (if possible), dissolve it in the Diluent in a 100 mL volumetric flask, and dilute with the Diluent to the 100 mL mark. Weigh the amount of Diluent added to 0.1 g. Record the weights. The resulting material will be referred to as the “Stock Solution” below.
3. Prepare three dilute solutions of the Stock Solution as follows:

Dilute Solution 1: Weigh 0.500 mL of the Stock Solution to 0.0001 g into a 100 mL volumetric flask; dilute with Diluent to the 100 mL mark. Record the weight.

Dilute Solution 2: Weigh 0.250 mL of the Stock Solution to 0.0001 g into a 100 mL volumetric flask; dilute with Diluent to the 100 mL mark. Record the weight.

Dilute Solution 3: Weigh 0.125 mL of the Stock Solution to 0.0001 g into a 100 mL volumetric flask; dilute with Diluent to the 100 mL mark. Record the weight.

4. Calculate and record the total ascorbic acid concentrations, [TAA], in these Dilute Solutions.

If you follow the above gravimetric preparation directions, the [TAA] in $\mu\text{mol/L}$ is calculated:

$$[\text{TAA}]_{\text{DS}} = \frac{(\text{g Stock Solution in Dilute Solution}) \cdot (\text{g AA in Stock Solution}) \cdot (56785 \mu\text{mol/g} \cdot \text{L})}{(\text{g AA in Stock Solution}) + (\text{g Diluent in Stock Solution})}$$

For example, if you prepared the Stock Solution with 0.2000 g of solid ascorbic acid and 103.0 g of Diluent, then 0.5 mL of the Stock Solution should weigh $(0.2+103)/200 = 0.52$ g and $[\text{TAA}]_{\text{DS1}} = (0.52 \text{ g})(0.2 \text{ g}) \cdot (56785 \mu\text{mol/g} \cdot \text{L}) / (0.2 + 103 \text{ g}) = 57.2 \mu\text{mol/L}$. Likewise, 0.25 mL of the Stock Solution should weigh 0.26 g and $[\text{TAA}]_{\text{DS2}} = 28.4 \mu\text{mol/L}$ and 0.125 mL should weigh 0.13 g and $[\text{TAA}]_{\text{DS3}} = 14.2 \mu\text{mol/L}$.

5. Measure the ultraviolet absorbance spectrum of Dilute Solution 1 against the Diluent as the blank using paired 1 cm path length cuvettes. Record the absorbance of the sample at 242, 243, 244, and 245 nm. Record the maximum absorbance (A_{max}) within this region. Record the wavelength (λ_{max}) at which this maximum occurs.

The extinction coefficient ($E^{1\%}$) of ascorbic acid at λ_{\max} (using a cell with a 1 cm path length) of Dilute Solution #1 can be calculated:

$$E^{1\%} \left(\frac{\text{dL}}{\text{g} \cdot \text{cm}} \right) = \frac{(A_{\max}) \cdot ((\text{g AA in Stock Solution}) + (\text{g Diluent in Stock Solution}))}{(\text{g Stock Solution in Dilute Solution 1}) \cdot (\text{g AA in Stock Solution})}$$

If your spectrophotometer is properly calibrated, λ_{\max} should be between 243 and 244 nm and $E^{1\%}$ should be 550 ± 30 dL/g·cm. If they are not, you should calibrate the wavelength and/or absorbance axes of your spectrophotometer and repeat the measurements.

6. Measure and record the concentration of total ascorbic acid in all three dilute solutions and in the 5% MPA Diluent in duplicate using *exactly* the same method used for the test samples, including any enzymatic treatment. Compare the replicate values. *Are you satisfied that your measurement precision is adequate?* Do **not** evaluate the test samples until you are satisfied that your system is performing properly!
7. Compare the measured with the calculated $[\text{TAA}]_{\text{DS}}$ values. This is most conveniently done by plotting the measured values on the y-axis of a scatterplot against the calculated values on the x-axis. The line through the four {calculated, measured} data pairs should go through the origin with a slope of 1.0. *Are you satisfied with the agreement between the measured and calculated values?* Do **not** evaluate the test samples until you are satisfied that your system is performing properly!

Protocol for Analysis of the Test Samples

The *test samples* are in sealed ampoules. They were prepared by adding equal volumes of 10% metaphosphoric acid to spiked human serum. We have checked the samples for stability and homogeneity. Only the total ascorbic acid is stable. While these samples contain some dehydroascorbic acid, its content is variable. Therefore, only total ascorbic acid should be reported. The *test samples* should be defrosted by warming at 20 °C for not more than 10 min otherwise some irreversible degradation may occur.

Each *test sample* contains between 0.0 and 80.0 μmol of total ascorbic acid/L of solution. The total ascorbic acid in each ampoule should be measured in duplicate. Please report your results in $\mu\text{mol}/(\text{L of the sample solution})$ rather than $\mu\text{mol}/(\text{L of serum NIST used to prepare the sample})$.

Vitamin C Round Robin 18
NIST Micronutrient Measurement Quality Assurance Program

Preparation and Validation of Control Samples

STOCK SOLUTION

Mass of ascorbic acid in the Stock Solution g
Mass of 5% MPA Diluent added to the 100 mL volumetric flask..... g

DILUTE SOLUTION 1

Mass of added stock solution (0.5 mL)..... g
Mass of 5% MPA Diluent added to the 100 mL volumetric flask..... g
Absorbance of Dilute Solution 1 at 242 nm..... AU
Absorbance of Dilute Solution 1 at 243 nm..... AU
Absorbance of Dilute Solution 1 at 244 nm..... AU
Absorbance of Dilute Solution 1 at 245 nm..... AU
Absorbance of Dilute Solution absorbance maximum AU
Wavelength of maximum absorbance..... nm
Calculated $E^{1\%}$ dL/g·cm
Calculated $[TAA]_{DS1}$ $\mu\text{mol/L}$

DILUTE SOLUTION 2

Mass of added stock solution (0.25 mL)..... g
Mass of 5% MPA Diluent added to the 100 mL volumetric flask..... g
Calculated $[TAA]_{DS2}$ $\mu\text{mol/L}$

DILUTE SOLUTION 3

Mass of added stock solution (0.125 mL)..... g
Mass of 5% MPA Diluent added to the 100 mL volumetric flask..... g
Calculated $[TAA]_{DS3}$ $\mu\text{mol/L}$

Vitamin C Round Robin 18
NIST Micronutrient Measurement Quality Assurance Program

Analysis of Control and Test Samples

Sample	Replicate 1	Replicate 2	Units
Dilute Solution 1			μmol/L of Dilute Solution
Dilute Solution 2			μmol/L of Dilute Solution
Dilute Solution 3			μmol/L of Dilute Solution
5% MPA Diluent			μmol/L of Diluent
Test Sample #32			μmol/L of Sample
Test Sample #45			μmol/L of Sample
Test Sample #67			μmol/L of Sample

Were samples frozen upon receipt? Yes | No

Was SRM 970 used to validate your method or value-assign your in-house controls? Yes | No

Analysis method: HPLC-EC | HPLC-Fluor DAB | HPLC-OPD | HPLC-UV | AO-OPD | Other
 If "Other", please describe:

COMMENTS:

Vitamin C Round Robin 18
NIST Micronutrients Measurement Quality Assurance Program
Packing List and Shipment Receipt Confirmation Form

This box contains one vial each of the following **four** VitC M²QAP samples:

<u>Sample</u>	<u>Form</u>
VitC #32	Liquid frozen (1:1 serum:10% MPA)
VitC #45	Liquid frozen (1:1 serum:10% MPA)
VitC #67	Liquid frozen (1:1 serum:10% MPA)
Control	Solid AA

- Please**
- 1) Open the pack immediately
 - 2) Check that it contains one vial each of the above samples
 - 3) Check if samples VitC #32, #45, and #67 arrived frozen
 - 4) Store the samples at -20 °C or below until analysis
 - 5) Complete the following information
 - 6) Fax the completed form to us at 301-977-0685
(or email requested information to david.duewer@nist.gov)

1) Date this shipment arrived: _____

2) Are all four vials intact? Yes | No
If "No", which one(s) were damaged?

3) Was there any dry-ice left in cooler? Yes | No

4) Did samples VitC #32, #45, and #67 arrive frozen? Yes | No

5) At what temperature are you storing the samples? _____ °C

6) When do you anticipate analyzing these samples? _____

Your prompt return of this information is appreciated.

The M²QAP Gang

Appendix F. Final Report for RR18

The following two pages are the final report as provided to all participants:

- Cover letter.
- An information sheet that:
 - describes the contents of the “All-Lab” report,
 - describes the content of the “Individualized” report,
 - describes the nature of the test samples and details their previous distributions, if any, and
 - summarizes aspects of the study that we believe may be of interest to the participants.



March 28, 2003

Dear Colleague:

Enclosed is the summary report of the results for Round Robin 18 (RR18) for the measurement of total ascorbic acid (TAA, ascorbic acid plus dehydroascorbic acid) in human serum. Included in this report are: a summary of data for all laboratories and a summary of individual laboratory performance and interlaboratory accuracy and repeatability. As in previous reports, the estimated standard deviations (eSD) for the measurements are defined as 0.74x interquartile range and the estimate coefficients of variation (eCV) are defined as 100x eSD/median.

RR18 consists of three unknowns (*test samples*) and one solid reference ascorbic acid for preparation of control solutions. Details regarding the samples can be found in the enclosed report.

If you have concerns regarding your laboratory's performance, we suggest that you obtain and analyze a unit of Standard Reference Material (SRM) 970, Vitamin C in Frozen Human Serum. SRM 970 can be purchased from the NIST SRM Program at phone: 301-975-6776; fax: 301-948-3730. If your measured values do not agree with the certified values, we suggest that you contact us for consultation.

Samples for a second vitamin C round robin study (RR 19) will be shipped, at no additional cost to you, during the **week of April 7**. We will send you a reminder via e-mail or fax a week prior to shipment. It is critical that you carefully inspect all samples upon arrival and that you promptly confirm to us that they have arrived. We will replace samples (lost or damaged in shipment or miss-packaged by us) **only** for participants who report the problem within one calendar week after the package arrives.

If you have questions or concerns regarding this report, please contact me at 301-975-3120; e-mail: jbthomas@nist.gov; or fax: 301-977-0685.

Sincerely,

Jeanice Brown Thomas
Research Chemist
Analytical Chemistry Division
Chemical Science and Technology Laboratory

Enclosures

The NIST M²QAP Vitamin C Round Robin 18 (RR18) report consists of

Page	“Individualized” Report
1	Summarizes your reported values for the nominal 55 mmol/L solution you prepared from the solid ascorbic acid control sample and for three recently prepared test samples.
2	Graphical summary of your RR 18 sample measurements.
Page	“All Lab” Report
1	A tabulation of results and summary statistics for Total Ascorbic Acid [TAA] in the RR18 samples and control/calibration solutions.

Test Samples. Three unknowns were distributed in RR18.

S18:1 Serum 32, previously distributed as sample S17:2 (RR17, Sep-02).

S18:2 Serum 45, initial distribution.

S18:3 Serum 67, SRM 970 level 2. This material was distributed with identification in RR11 (Oct-98) and RR12 (Mar-99) and as samples S13-2 (RR13, Mar-00), S14-4 (RR14, Mar-01), and S15:2 (RR15, Sep-01)

Results.

- 1) All participants successfully prepared the four control/calibration solutions (the three dilute solutions and the 5% MPA diluent). The criteria used to evaluate this success are: the density of the 5% MPA (≈ 1.03 gm/mL), the observed wavelength maximum of “Dilute Solution #1” (≈ 244 nm), the observed absorbance at that maximum (≈ 0.55 OD), the calculated $E^{1\%}_{1\text{cm}}$ (≈ 550 dL/g·cm).
- 2) Judging from the calibration parameters calculated for the control/calibration solutions (intercepts close to 0.0 and slopes close to 1.0), the measurement systems for most participants are well calibrated. The overall among-participant agreement (concordance) was pretty much unchanged by “correcting” the reported test sample results with the observed calibration parameters.
- 3) There has been little if any change in the TAA level in Serum 32 over the past six months. There has been little if any change in the TAA level in SRM 970 level 2 over the past five years.
- 4) The among-participant 10% to 14% relative standard deviations for these materials are as expected from past experience (see the RR17 report).

Appendix G. “All-Lab Report” for RR18

The following single page is the “All-Lab Report” as provided to all participants, with two exceptions:

- the participant identifiers (Lab) have been altered.
- the order in which the participant results are listed has been altered.

The data summary in the “All-Lab Report” has been altered to ensure confidentiality of identification codes assigned to laboratories.

Micronutrients Measurement Quality Assurance Program for Total Ascorbic Acid "Round Robin" 18 - March 2003

Lab	Date	Control / Calibration Samples						MPA			Dilute Solution 1 Spectrophotometry			Samples									
		Gravimetric, $\mu\text{mol/L}$		Measured, $\mu\text{mol/L}$		Calibration Parameters		Density g/mL	λ_{max}	A_{max}	E ^{1%}	Measured, $\mu\text{mol/L}$		Corrected, $\mu\text{mol/L}$		S18:1		S18:2		S18:3			
		Dil:1	Dil:2	Dil:3	Dil:1	Dil:2	Dil:3					Inter	Slope	R ²	SEE	S18:1	S18:2	S18:1	S18:2	S18:1	S18:2	S18:1	S18:2
VC-MA	20/03/03	51.3	25.4	12.2	52.6	25.7	12.5	0.0	-0.054	1.02	1.000	0.2	1.030	244.	0.5093	563.1	23.2	35.6	29.0	22.7	34.8	28.4	
VC-MB	19/12/02	59.5	30.0	14.9	50.1	23.5	13.9	0.3	0.363	0.83	0.997	1.5	1.032	245.	0.5922	564.6	21.4	33.6	27.6	25.5	40.2	33.0	
VC-MC	02/12/02	55.6	25.8	11.9	53.2	26.9	13.2	0.0	1.196	0.95	0.997	1.4	1.027	243.	0.5178	528.5	23.3	34.3	28.5	23.3	34.9	28.8	
VC-ME	14/03/03	56.7	28.0	13.8	55.8	26.9	13.6	1.4	0.734	0.96	0.999	0.9	1.028	243.	0.5709	572.0	18.7	30.5	25.1	18.7	30.9	25.3	
VC-MG	26/02/03	57.0	29.4	14.6	55.0	27.8	14.1	0.0	-0.101	0.96	1.000	0.3	1.031	243.7	0.5410	539.3	23.0	35.5	30.4	24.0	36.9	31.7	
VC-MH	14/02/03	61.4	31.0	14.9	59.7	32.1	14.4	0.0	0.334	0.98	0.999	1.2	1.031	243.4	0.6151	568.8	21.2	31.3	25.7	21.4	31.7	26.0	
VC-MI	20/02/03	55.2	28.0	13.7	55.8	26.8	14.2	0.0	-0.160	1.01	0.999	1.1	1.030	243.	0.5720	554.4	19.6	28.1	27.6	19.7	28.1	27.6	
VC-MO	28/02/03	58.6	29.0	14.4	55.4	28.1	14.0	0.0	0.005	0.95	1.000	0.3	1.032	244.	0.5680	551.6	26.2	36.0	34.5	21.8	29.9	28.7	
VC-MQ	03/04/03	58.5	29.3	14.9	59.1	29.3	14.7	0.0	0.003	1.00	1.000	0.1	1.028	244.	0.5800	554.6	20.4	33.5	27.5	21.4	35.3	28.9	
VC-MR	26/11/02	59.4	29.3	14.7	59.1	29.3	14.7	0.0	0.003	1.00	1.000	0.1	1.029	244.	0.5800	554.6	21.8	33.6	26.9	21.9	33.7	27.0	
VC-MS	14/01/03	56.5	27.5	14.0	56.5	27.5	14.0	0.0	0.276	0.78	0.998	0.7	1.029	243.	0.5479	550.6	19.2	25.4	25.6	24.2	32.0	32.4	
VC-MT	10/12/02	57.0	28.9	14.4	59.0	30.9	14.3	0.0	-0.032	1.04	0.999	0.8	1.031	244.	0.5677	565.0	16.3	30.3	22.8	15.7	29.2	21.9	
VC-MY	20/11/02	56.9	28.1	14.1	62.5	24.4	12.5	0.0	-2.493	1.10	0.987	3.8	1.031	244.	0.5677	565.0	14.2	55.1	120.4	15.1	52.2	111.4	
NIST	17/12/02	60.0	26.6	14.9	57.1	25.6	14.9	0.0	0.346	0.95	1.000	0.4	1.032	244.	0.5614	531.7	21.4	33.1	26.8	22.2	34.6	27.8	
N		13	13	13	11	12	13	12	N				13	11	11	11	13	13	13	13	13	13	13
Average		57.2	28.4	14.0	56.2	27.0	13.9	0.1	Average				1.030	243.6	0.5620	555.7	20.7	34.0	34.7	21.2	34.6	34.7	
SD		2.5	1.6	1.0	3.6	3.0	1.3	0.4	SD				0.002	0.6	0.0311	13.1	3.2	7.1	25.9	3.1	6.3	23.2	
Min		51.3	25.38	11.9	50.1	21.55	11.8	0.0	Min				1.027	243.0	0.5093	528.5	14.2	25.4	22.8	15.1	28.1	21.9	
%25		56.5	28.03	13.8	54.1	25.39	13.2	0.0	%25				1.029	243.0	0.5445	551.1	19.2	30.5	25.7	19.7	30.9	27.0	
Median		57.0	28.93	14.4	55.8	26.95	14.0	0.0	Median				1.030	243.7	0.5680	554.6	21.2	33.6	27.6	21.8	33.7	28.7	
%75		58.6	29.32	14.7	59.0	28.39	14.3	0.0	%75				1.031	244.0	0.5760	564.8	23.0	35.5	29.0	23.3	35.3	31.7	
Max		61.4	31.01	14.9	62.5	32.05	17.3	1.4	Max				1.032	245.0	0.6151	572.0	26.2	55.1	120.4	25.5	52.2	111.4	
eSD		2.2	1.33	0.7	4.7	2.62	0.6	0.0	eSD				0.001	0.4	0.0298	14.8	3.0	3.3	2.8	3.1	4.2	4.1	
eCV		4	5	5	8	10	4		CV				0.12	0.18	5	14	10	10	14	12	14		

Appendix H. Representative “Individualized Report” for RR18

Each participant in RR18 received an “Individualized Report” reflecting their reported results. The following two pages are the “Individualized Report” for participant “VC-MA”.

Vitamin C "Round Robin" 18 Report: Participant VC-MA

Date	RR	Method	MPA	Dilute Solution 1			Control/Calibration Solutions			
			Density	Spectrophotometry			$Y_{\text{meas}} = \text{Inter} + \text{Slope} * X_{\text{grav}}$			
			g/mL	λ_{max}	A_{max}	$E^{1\%}$	Inter	Slope	R^2	SEE
09/17/01	13	HPLC-EC	1.031	244.0	0.523	572.5				
09/27/01	14	HPLC-EC	1.028	243.0	0.541	547.7	-0.9	1.03	0.999	1.09
09/18/01	15	HPLC-EC	1.027	243.0	0.547	556.5	0.0	1.04	1.000	0.05
11/18/02	16	HPLC-EC	1.032	242.0	0.575	576.5	-0.4	1.07	0.999	0.90
12/12/02	17	HPLC-EC	1.026	242.0	0.552	551.0	-0.3	1.06	1.000	0.49
03/20/03	18	HPLC-EC	1.026	244.0	0.509	563.1	-0.1	1.02	1.000	0.18
		Mean	1.028	242.8	0.54	559.0				
		SD	0.002	0.8	0.02	11.4				
		CV	0.23	0.34	4.4	2.0				

Date	RR	Sample	[TAA] mmol/Lsample								
			Rep ₁	Rep ₂	F _{adj}	Mean	SD _{dup}	N	Mean	SD _{repeat}	SD _{reprod}
12/12/02	17	S17:2	23.3	23.4	1.0	23.4	0.1				
03/20/03	18	S18:1	22.7	23.7	1.0	23.2	0.7				
03/20/03	18	S18:2	35.1	36.0	1.0	35.6	0.6				
09/23/98	11	S11:2:A	50.7	47.7	0.5	24.6	1.1				
09/23/98	11	S11:2:B	48.8	54.0	0.5	25.7	1.8				
04/02/99	12	S12:2:A	49.5	45.9	0.5	23.9	1.3				
04/02/99	12	S12:2:B	46.2	47.9	0.5	23.5	0.6				
09/17/01	13	S13:2	27.6	27.7	1.0	27.7	0.1				
09/27/01	14	S14:4	25.7	26.4	1.0	26.0	0.5				
09/18/01	15	S15:2	25.4	25.6	1.0	25.5	0.2				
03/20/03	18	S18:3	28.8	29.2	1.0	29.0	0.3				
								8	25.7	0.9	1.9

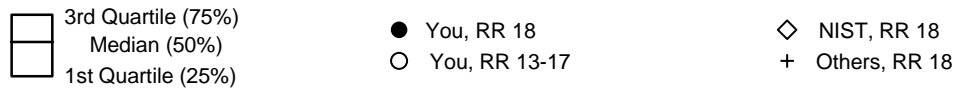
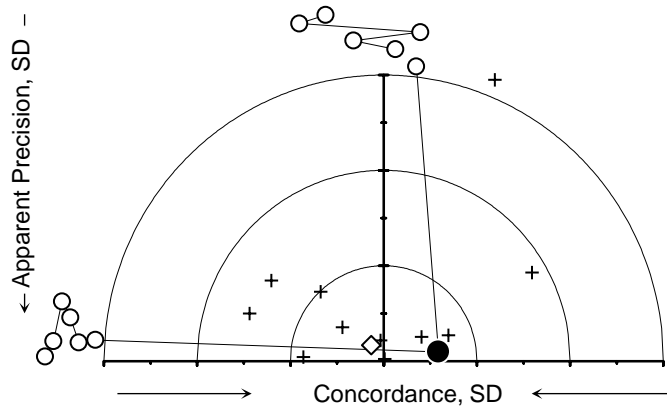
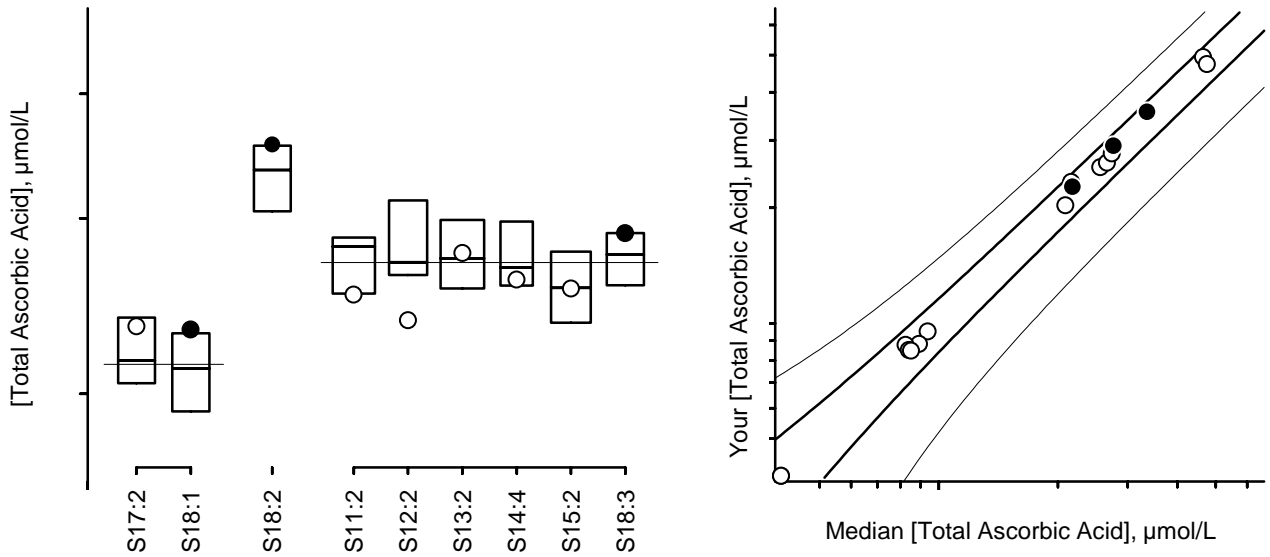
Please check our records against your records. Send corrections and/or updates to...

Micronutrients Measurement Quality Assurance Program
National Institute of Standards and Technology
100 Bureau Drive Stop 8392
Gaithersburg, MD 20899-8392 USA

Fax: (301) 977-0685
Email: david.duewer@nist.gov

Vitamin C "Round Robin" 18 Report: Participant VC-MA

Total Ascorbic Acid



For details of the construction and interpretation of these plots, see:
 Duewer, Kline, Sharpless, Brown Thomas, Gary, Sowell. Anal Chem 1999;71(9):1870-8.

Sample

- S18:1 Serum 32, previously distributed in RR 17
- S18:2 Serum 45, initial distribution
- S18:3 SRM 970 Level 2, previously distributed as in RRs 11, 12, 13, 14, and 15

Comments