

**NIST Special Publication 1225**

# **Standard Reference Data Workshop Report**

Debra Kaiser  
Neil Alderoty  
Richard Cavanagh  
Barbara Guttman  
Robert Hanisch  
Adam Morey  
Jeanita Pritchett  
Yuri Ralchenko  
Stacy Schuur  
William Wallace

This publication is available free of charge from:  
<https://doi.org/10.6028/NIST.SP.1225>

**NIST**  
**National Institute of  
Standards and Technology**  
U.S. Department of Commerce

NIST Special Publication 1225

# Standard Reference Data Workshop Report

Debra Kaiser

Robert Hanisch

Adam Morey

*Office of Data and Informatics*

*Material Measurement Laboratory*

Richard Cavanagh

*Special Programs Office*

*Laboratory Programs*

Barbara Guttman

*Information Technology Laboratory*

Yuri Ralchenko

*Physical Measurement Laboratory*

Jeanita Pritchett

Neil Alderoty

Stacy Schuur

William Wallace

*Material Measurement Laboratory*

This publication is available free of charge from:

<https://doi.org/10.6028/NIST.SP.1225>

June 2018



U.S. Department of Commerce

*Wilbur L. Ross, Jr., Secretary*

National Institute of Standards and Technology

*Walter Copan, NIST Director and Undersecretary of Commerce for Standards and Technology*

Certain commercial entities, equipment, or materials may be identified in this document in order to describe an experimental procedure or concept adequately. Such identification is not intended to imply recommendation or endorsement by the National Institute of Standards and Technology, nor is it intended to imply that the entities, materials, or equipment are necessarily the best available for the purpose.

**National Institute of Standards and Technology Special Publication 1225  
Natl. Inst. Stand. Technol. Spec. Publ. 1225, 37 pages (June 2018)  
CODEN: NSPUE2**

**This publication is available free of charge from:  
<https://doi.org/10.6028/NIST.SP.1225>**

## Foreword

The Material Measurement Laboratory (MML) has responsibility for the NIST-wide Standard Reference Data (SRD) Program, and the Office of Data and Informatics (ODI) in MML leads, oversees, and manages the SRD Program as one of its many responsibilities. SRDs are a vital component of NIST's standards mission and providing critically evaluated data has contributed substantially to NIST's reputation as a leader in the international standards community.

## Abstract

On October 17, 2017, the ODI sponsored a day-long *Standard Reference Data Workshop*. More than 120 NIST staff members and associates from four NIST laboratories and three offices registered for this workshop. The workshop format consisted of presentations, panel sessions, and breakout sessions. Topics included the current state of the SRD Program, technical activities, use metrics and impacts, and technology, business, and SRD life cycle considerations. This report summarizes the presentations and discussions on the above topics, and concludes with recommendations from the workshop attendees.

## Key words

Standard Reference Data; SRD; Office of Data and Informatics

Table of Contents

**Executive Summary**.....iv

**1. Workshop Introduction**.....1

    1.1. Objectives..... 1

    1.2. Format..... 1

    1.3. Organizing Committee..... 1

    1.4. Registrants..... 1

**2. Background**.....2

    2.1. Historical perspective on NBS/NIST data products..... 2

    2.2. SRD Act and Update..... 2

    2.3. SRD modernization program..... 3

**3. Current State of the Program**.....3

    3.1. Fee-based SRD products.....3

    3.2. Free SRD web interfaces.....4

    3.3. SRDs by laboratory and discipline..... 4

**4. Technical Activities**.....4

    4.1. Critical evaluation.....4

    4.2. Internal review of free data products..... 5

    4.3. SRD as part of the broader data community..... 6

    4.4. SRD enhancement/development projects..... 7

    4.5. SRD and the NIST Quality System..... 7

**5. Technology Considerations**.....7

    5.1. Data acquisition and management..... 7

    5.2. Software and automation..... 8

    5.3. IT resources..... 8

    5.4. Disruption from technology shifts..... 8

**6. Use Metrics**..... 8

    6.1. Existing metrics..... 8

    6.2. New metrics..... 9

    6.3. Impacts..... 9

**7. SRD Life Cycle Considerations**..... 10

    7.1. Needs assessment stage..... 10

    7.2. Development stage.....10

    7.3. Maintenance stage..... 11

    7.4. Succession planning stage..... 11

    7.5. Sunset stage..... 12

<b>8. Business Considerations</b> .....	12
8.1. Copyright.....	12
8.2. Funding.....	12
8.3. Dissemination and distribution.....	13
8.4. Marketing.....	13
<b>9. Recommendations</b> .....	14
References.....	16
Appendix A. Workshop Agenda.....	17
Appendix B. Workshop Registrants.....	20
<b>List of Tables</b>	
Table 1. Sales of fee-based SRDs.....	4
<b>List of Figures</b>	
Fig. 1. Distribution of registrants by NIST laboratory.....	2
Fig. 2. Free data products by discipline.....	4
Fig. 3. Free non-SRD data products by category.....	5
Fig. 4. Latest date of new content for all free data products.....	6
Fig. 5. NIST data taxonomy pyramid.....	6

## Executive Summary

The National Institute of Standards and Technology (NIST), formerly the National Bureau of Standards (NBS), has, for over a century, been a provider of high quality scientific data in support of the U.S. and international research and industrial communities. NIST's Standard Reference Data (SRD) program is highly regarded, and the NIST "brand" has come to represent the most thorough characterization and the highest level of reliability of data products. While many NIST SRD products remain as unparalleled exemplars, undergoing continuous extensions and improvements, others have not been updated and are in danger of becoming obsolete. A recent SRD Technical Review [1] also identified that roughly 1/3 of the free, web-based SRD products do not meet the high level of standards for critical evaluation associated with the SRD label.

Production and maintenance of SRD are long-term efforts that require the expertise and experience of senior NIST research staff. NIST's reputation for the provision of SRD—a reputation earned over decades of service—is a precious commodity that should not be allowed to suffer owing to neglect. The importance of quality data for evidence-based decision making and increasing the reliability and reproducibility of research [2] is being recognized throughout government, industry, and society.

As was clear from the SRD Workshop, many at NIST share these convictions about the importance and relevance of the SRD program. NIST needs to find a way to better support SRD development, curation, maintenance, and distribution, taking into consideration practical matters such as succession planning as experienced staff retire. Continuing with the status quo is likely to lead to decreasing relevance of the portfolio and potential damage to NIST's reputation for the highest quality of, and independence in, data evaluation.

## 1. Workshop Introduction

The Office of Data and Informatics (ODI) in the NIST Material Measurement Laboratory sponsored a day-long *Standard Reference Data Workshop*, held on October 17, 2017 at the NIST Gaithersburg campus. This comprehensive report represents a summary of the Workshop, highlighting input from NIST staff members and associates on a variety of SRD-related topics.

### 1.1. Objectives

The objectives of this internal Workshop were four-fold:

- (a) Review the history of the Standard Reference Data (SRD<sup>1</sup>) Program
- (b) Examine the Program's current state
- (c) Discuss options for the future of the Program, including expansion of the portfolio considering the redefinition of SRD as described below
- (d) Gather information for use in a report that will inform priority assessments and resource allocation decisions in the coming years

### 1.2. Format

The format of the workshop consisted of presentations, panel sessions, and breakout sessions. An agenda is presented in Appendix A. There were 12 presentations covering the history of data programs at NBS/NIST, SRD legislation, plans for SRD modernization, SRD enhancement/development projects (short “lightning” talks), a technical review of the current SRDs, and the new NIST Quality System. There were two panel sessions and two breakout sessions; the topics for the panel members and attendees at the breakout sessions are also presented in Appendix A. These questions were designed to address topics concerning technical activities, technology developments, metrics and impacts, life cycle stages, and business considerations.

### 1.3. Organizing Committee

Robert Hanisch, Director, ODI, Material Measurement Laboratory (MML)  
Neil Alderoty, Executive Director, MML  
Richard Cavanagh, Director, Special Programs Office (SPO), Laboratory Programs (LP)  
Barbara Guttman, Group Leader, Information Technology Laboratory (ITL)  
Adam Morey, Group Leader, MML  
Jeanita Pritchett, Scientific Advisor, MML  
Yuri Ralchenko, Group Leader, Physical Measurement Laboratory (PML)  
Stacy Schuur, Scientific Advisor, MML  
William Wallace, Group Leader, MML

### 1.4. Registrants

There were 123 registrants for the workshop, primarily from four NIST laboratories—the Engineering Laboratory (EL), ITL, MML, and PML. The distribution of registrants by Laboratory is shown in Fig. 1. Two-thirds of the registrants were from MML, which is not unexpected as the ODI is part of MML. There were also registrants from the Management Resources (MR) Information Services Office (5), LP (2), and the NIST Directors Office (1).

---

<sup>1</sup> The acronym SRD is also used for Standard Reference Database.



The individuals that registered for the workshop and their NIST affiliations are presented in Appendix B. The diversity of backgrounds, experiences, and opinions of the participants were critical to the success of the workshop.

## 2. Background

This section of the report provides information on the history of data efforts at NIST, legislative actions concerning SRD, and ongoing modernization efforts of the SRD Program via presentations by Hratch Semerjian and Robert Hanisch.

### 2.1. *Historical perspective on NBS/NIST data products*

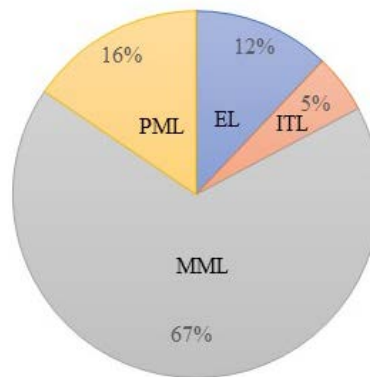
Hratch Semerjian presented a comprehensive lecture on the rich history of data at NBS/NIST, dating to 1909 with a concerted effort on the properties of refrigerants. In the next 15 years, NIST became renowned for international critical tables, phase equilibria, chemical thermodynamic properties, and atomic spectroscopy data, and for evaluation of the quality of such data. In 1963, NBS established the Office of Standard Reference Data to develop a National Standard Reference Data System [3]. The emphasis of this system was the production of compilations of critically evaluated data; several of the data compilations were developed in partnership with other organizations. As described below, the Standard Reference Data Program was established in 1968 to “ensure that reliable reference data are easily accessible by scientists, engineers and the general public.” Between 1930 and 1980, major data programs were initiated, including the Handbook of Mathematical Functions and the Mass Spectral Library.

### 2.2. *SRD Act and Update*

In 1968, Congress passed the Standard Reference Data Act [4], a law that authorized and directed the Secretary of the Department of Commerce to provide or arrange for the collection, compilation, critical evaluation, publication, and dissemination of standard reference data. The Act defined SRD as “quantitative information, related to a measurable physical or chemical property of a substance or system of substances of known composition and structure, which is critically evaluated as to its reliability.” Appropriations to carry out the SRD Act were authorized in 1969 [5], and funds were provided in fiscal years 1970 and 1971 to formalize the SRD Program, a hallmark of NBS’s and now NIST’s measurement services.

In 2015–2016, the ODI Director co-led an effort to expand the scope of SRD. This effort resulted in Section 108, Standard Reference Data Act Update, in Public Law No. 114-329, American Innovation and Competitiveness Act [6]. In this 2017 Update, the term SRD means data that are–

- a. either-
  - i. quantitative information related to a measurable physical, or chemical, or biological property of a substance or system of substances of known composition and structure;
  - ii. measurable characteristics of a physical artifact or artifacts;
  - iii. engineering properties or performance characteristics of a system; or
  - iv. one or more digital data objects that serve–



**Fig. 1.** Distribution of registrants by NIST laboratory.

- (a) to calibrate or characterize the performance of a detection or measurement system; or
- (b) to interpolate or extrapolate, or both, data described in (i)–(iii); and

b. that is critically evaluated as to its reliability under section 290b of this title.

Digital data objects may include fingerprints, personal identity verification cards, videos, models, and software.

### **2.3. SRD modernization program**

In late 2015, the ODI initiated a process to evaluate the SRD Program. A Program Review Committee was convened to consider modernization of the SRD Program, including web interface redesign, application programming interfaces (APIs), and technical content.

Discussions focused on two technical issues: (1) the factors considered in the assignment of SRD numbers to data products over the past two decades are unclear; and (2) many SRDs are quite old—48% of the free SRDs have not been updated in the past decade. The committee confirmed the importance of the SRD Program and recommended that a comprehensive technical review be performed to address the following issues:

1. Are there SRDs that are incorrectly categorized or retained?
  - a. Obsolescence of content or function
  - b. Inadequate evaluation
  - c. Not compliant with the SRD Act
2. Are there Special Databases that should be SRDs?

Following the recommendation of the committee, the ODI initiated a technical review of the SRD Program. There are four goals of the review:

1. Assure that NIST is delivering the highest quality products and maintaining the NIST SRD “brand” in compliance with the SRD Act Update;
2. Identify SRDs of great use and impact that would benefit from updates;
3. Discern potential gaps in the SRD program that NIST could or should remedy; and
4. Understand the technical impact that the SRD program has had for industry, other government agencies, and the academic research community.

Note that the SRD label allows NIST, through the Secretary of Commerce, to hold copyright and, where appropriate, to charge fees for the use of SRD to recover costs of production and distribution.

## **3. Current State of the SRD Program**

This section of the report describes the various types of SRD products and provides distributions for FY 2017, as reported by Robert Hanisch and Debra Kaiser.

### **3.1. Fee-based SRD products**

There are 41 fee-based SRD products, see <https://www.nist.gov/srd>. Table 1 shows the six mechanisms by which these SRDs are sold and the number by mechanism in FY 2017. The total income from these SRDs in FY 2017 was \$8.29 M; leading the sales was SRD 1A, NIST/EPA/NIH Mass Spectral Library, at \$6.8 M.

### 3.2. Free SRD web interfaces

There are 75 free SRDs which are available via web interfaces. For each free data product, the number of users may be assessed by Google Analytics; however, this is a tedious and time-intensive undertaking. The most popular free SRD is the Chemistry WebBook, which had 2.9M users in FY 2017.

### 3.3. SRDs by laboratory and discipline

All fee-based SRDs are produced by MML. Of the 75 free SRDs, sometimes referred to herein as “data products,” the distribution by Laboratory is: PML–37; MML–36; ITL–1; and EL–1. The number distribution of free data products by discipline is shown in Fig. 2.

## 4. Technical Activities

This section of the report is largely based on workshop presentations and includes a summary of a panel session on critically evaluated data.

### 4.1. Critical evaluation

There are various methods to evaluate data; this section focuses on critical evaluation. What is meant by critically evaluated data is not addressed in the 1968 SRD Act, the 2017 SRD Act Update, nor in numerous NBS Bulletins on this topic. Prior to the workshop, the ODI developed the following definition of and criteria for critical evaluation based on a seminal publication on critical evaluation of data [7] and on input from SRD researchers.

“Critically evaluated data are assessed by experts and are *trustworthy* such that people can use the data with confidence and base significant decisions on the data.” The SRD Act Update of 2017 covers numerical data and digital data objects, e.g., images, software, videos. Criteria for critical evaluation of these two classes of data are given below.

#### *Numerical data:*

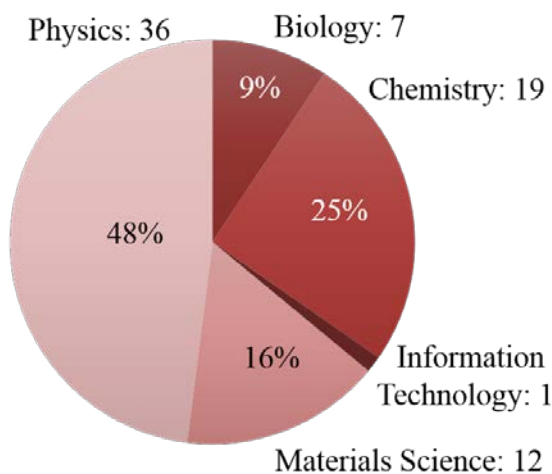
- Assuring the *integrity* of the data, e.g., by provision of uncertainty determinations and use of standards;
- Checking the *reasonableness* of the data, e.g., by consistency with physical principles and comparison of data obtained by independent methods; and
- Assessing the *usability* of the data, e.g., by inclusion of metadata and well-documented measurement procedures

#### *Digital data objects:*

- Assuring the object is *based on* physical principles, fundamental science, and/or widely accepted standard operating procedures for data collection; and

**Table 1. Sales of fee-based SRDs.**

Sales Mechanism	Number Sold
e-commerce transactions	2229
units sold via distributors	7995
active distributor agreements	154
active site licenses	36
units shipped via UPS	328
paid downloads	1894



**Fig. 2. Free data products by discipline.**

- Checking for *evidence* that
  - The object has been *tested*, and/or
  - Calculated and experimental data have been *quantitatively compared*

The definition and criteria were presented by Debra Kaiser and were displayed during a subsequent panel session. Below are responses from the panel members to the question “How would you define critical evaluation?”

- Expert judgement, e.g., hands-on knowledge of a field by one or more individuals
- Access to and use of all relevant publications
- Critical revisions to published data
- Substantial amount of modeling
- Substantial amount of subjective evaluation
- Application of a consistency analysis with other data that were reviewed
- Uncertainty determination
- Understanding how data were measured
- Understanding how data should behave
- Documented procedures for review of data
- Availability of a comprehensive body of data
- Least-squares analysis (for CODATA fundamental physical constants)

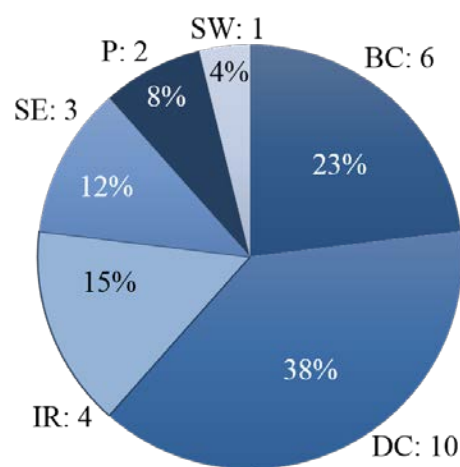
There was wide-ranging input on methods used in critical evaluation, all of which are consistent with the ODI-developed criteria presented above.

#### 4.2. Internal review of free data products

An internal technical review of the free data products was presented by Debra Kaiser. Results of the review led to the conclusion that 49 (65%) of the free data products are consistent with the 2017 SRD Act Update and the criteria for critical evaluation (see section 4.1). These 49 data products will retain the SRD label. The remaining 26 (35%) data products will be reclassified into one or more of the following six categories that better describe the content of these data products:

- Bibliographic Collection (BC)
- Information Resource (IR)
- Portal (P) to other data products and SRDs
- Search Engine (SE) for databases that are not critically evaluated or hosted or curated by NIST
- Software (SW)
- Data Compilation (DC): data do not meet the critical evaluation criteria

The number distribution of these 26 data products is shown in Fig. 3.



**Fig. 3.** Free non-SRD data products by category.

As part of the internal review, the latest date of new content for each data product was determined and analyzed. The dates ranged from 1983 to 2017; the number of data products by decade is presented in Fig. 4. About 50% of the data products have not had content updates in the past 10 years. There are several reasons for this, including:

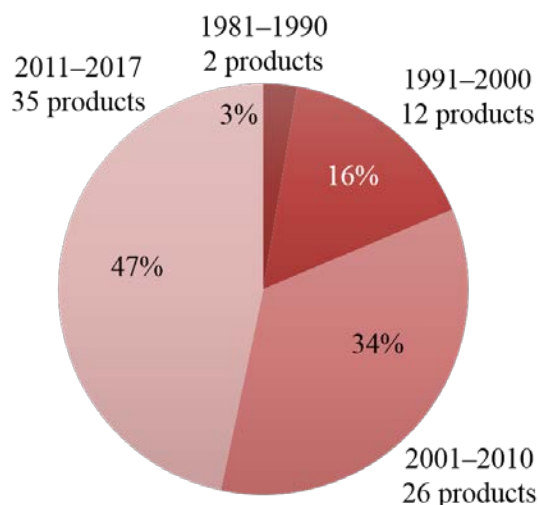
- The original technical contact left NIST or was assigned to a different project;
- The topic was no longer a priority for the NIST division or laboratory;
- The data are essentially invariant due to the fundamental nature of the content; or
- The data are for calibration purposes

When the NIST data website (<https://www.nist.gov/data>) is revised, the latest date of new content will be displayed prominently on the top-level page of each data product.

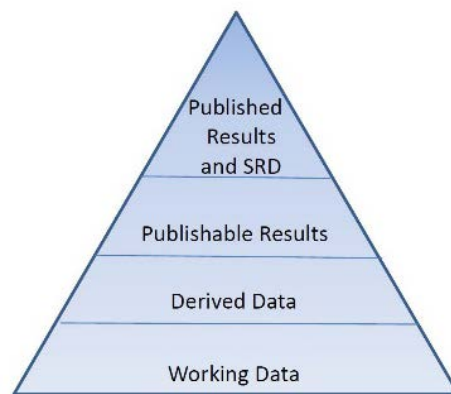
#### 4.3. SRD as part of the broader data community

The categories of data in the 2017 NIST Data Taxonomy pyramid are shown in Fig. 5. The SRD label carries a strong imprimatur. Other types of data sets may be considered for SRD status provided the data can be brought into compliance with the definition and criteria for critical evaluation presented in section 4.1. The “readiness” level of various data sets for advancement to SRD can be considered as follows.

1. *NIST Special Databases*: These digital data objects are tested extensively, and, based on the 2017 SRD Act Update, are eligible for SRD status.
2. *Standard reference materials (SRMs)*: The accompanying data in an SRM Certificate of Analysis are subjected to rigorous statistical analysis to identify all sources of error in the measured (certified) property values. Particularly in the case where an SRM artifact is an unaltered commercial source of material, the data may be assigned SRD status.
3. *Reference materials (RMs)*: The measured (reference) property values in a RM Report of Investigation undergo statistical evaluation. If a RM artifact is an unaltered commercial source of material, it may be possible, with additional measurements and analyses, to classify the data as SRD.
4. *Data Compilations*: These data sets, previously assigned as SRDs, have been reclassified as described in section 4.2. Critical evaluation could elevate these data sets to SRD status.
5. *Published data*: Published data do not typically meet the stringent evaluation criteria for SRD; however, with additional effort, it may be possible to generate SRD from published data.



**Fig. 4.** Latest date of new content for all free data products.



**Fig. 5.** NIST data taxonomy pyramid

6. *SRD Enhancement/Development Projects*: The NIST Associate Director for Laboratory Programs funded seven SRD enhancement/development projects in FY 2016, the results of which are now coming to fruition. As these projects were specifically intended to either improve existing SRDs or develop new ones, the latter are clear candidates for SRD status. It might be possible to support similar SRD development efforts in the future.

#### **4.4. SRD enhancement/development projects**

The seven SRD enhancement/development projects were presented as short lightning talks. The topics of these projects and the names of the presenters are shown in Appendix A. Significant progress has been made in achieving the goals set forth in most of these innovative and challenging projects.

#### **4.5. SRD and the NIST Quality System**

Sally Bruce reported on the Quality System for NIST's measurement services, highlighting SRD. The NIST Quality System underpins international recognition of the U.S. national standards, and NIST's measurements, data sets, and measurement results. The International Organization of Standardization document *ISO/TS 8000 on Data Quality* specifies the characteristics of data quality as provenance, accuracy, and completeness. As stated in the current NIST Quality Manual (QM-1), an SRD product requires that techniques, methods, and procedures are documented by a Division, and Division Chiefs must ensure that data evaluation is documented and data quality addresses the characteristics specified above. Currently, the accompanying information for an SRD is minimal but uniform. The QM-1 will be updated based on the definition of evaluated data and the criteria for critical evaluation as put forth in this workshop.

## **5. Technology Considerations**

This section includes input from workshop attendees at three breakout session topics: "How can we improve data gathering (internal and external sources) in an efficient manner?", "Best practices for technology shifts", and "Best practices for life cycle planning." Technology advances and the timely implementation of such advances are essential to engage with the modern data consumer while remaining compliant with NIST policies. SRD require continuous improvement to enable new technologies to enhance both data collection and the user experience.

### **5.1. Data acquisition and management**

For current SRD products, data experts typically gather data from the published literature and other reliable sources and/or generate data themselves, critically evaluate the data, and compile the data in a useable format. There are technology solutions for data acquisition and management that may accelerate and expand updates to existing SRDs, as well as facilitate the development of new SRDs. It is essential that such solutions are cost-effective and efficient. One interesting possibility for enhancing the availability of data is community-based data gathering, whereby the external community submits data to NIST for validation. This approach requires a well-designed work-flow, and automation of data gathering and processing is advantageous. It is desirable that the data are provided to NIST in standard data formats with specific requirements that are established via coordination and collaboration with all stakeholders; e.g., major international journals in the field, international data organizations and committees, instrument manufacturers, industry, other government agencies, academia, and national metrology institutes. This is a huge undertaking and there are but a handful of fields where this has been successfully accomplished.

It is possible that some of the data gathered in this manner will be of SRD quality. Another data source is electronic data that is required by some publishers or organizations such as the Protein Data Bank. There are opportunities to learn how Google and Amazon gather, handle, and use data. Regardless of the data source, implementing new methods for data acquisition and management will require substantial investments.

### **5.2. Software and automation**

The NIST SRD Program should move away from removable media such as CDs and DVDs and focus on downloads and electronic transactions. The trend toward electronic laboratory notebooks should facilitate the development of databases that may ultimately become SRDs. The use of no cost software is preferable to expensive software; however, open source code may limit collaborations with industry that prefer the use of proprietary software. Such software should be avoided unless a useful export mechanism exists. The ability to export data in various formats provides desired flexibility. There should be an emphasis on APIs, with web graphical user interfaces (GUIs) being secondary; GUIs are technically complex and tutorials must be provided for their use. There should be increased use of Git submodules in a cloud repository, and machine learning to assist with inflow and data quality evaluation.

### **5.3. IT resources**

Complex SRD web applications with multiple internal databases and medium-to-high performance needs require substantial annual investment in the form of fees to the NIST Office of Information Systems Management and labor costs for IT compliance from the group or division responsible for that SRD. Access to shared resources is desirable, as is continual and bi-directional engagement between scientists and IT specialists. Providing centralized technical and programming support and dedicated IT and website developers helps to make products available and user-friendly. There is a concern that IT security is at odds with technology resilience and interoperability.

### **5.4. Disruption from technology shifts**

The workshop participants identified several approaches to minimize disruption in an SRD product from technology shifts. It is important to develop practices to assure clear, comprehensive documentation, version control, continuous integration, test-driven development, and persistent identification of SRDs. In designing an SRD, a plan should be developed to address migration or evolution of the product, regular review practices, and new technology. Training in new technology areas and their applicability to an SRD are key to evolving the product.

## **6. Use Metrics and Impacts**

The latter two topics in this section of the report include input from the breakout session topic “How to measure the impact of an SRD?” SRD product metrics justify investment and provide attribution for SRD researchers. Metrics such as web site statistics are easy to collect; economic impact metrics and consistent citation metrics are more difficult.

### **6.1. Existing metrics**

Several different metrics have been employed to demonstrate usage of SRDs. These include sales figures and numbers of downloads and citations. In 2015, the NIST Information Services Office (library) conducted a limited citation analysis of 88 SRDs using the Web of Science and Google Analytics. SRDs cited in US and international patents were also investigated.



## 6.2. *New metrics*

The collection of effective metrics is likely to require engaging with SRD users in new and creative ways. Below are some new metrics proposed by the workshop participants:

- Usage of data in publications
- Participation in discussion forums (NIST does not have a public discussion forum for data products.)
- Data product user registration
- Anecdotal evidence, testimonials, and user feedback
- Direct communication with industry to learn about the monetary impact of using an SRD
- Customer queries, e.g., registered users
- Usage agreements with consumers, i.e., encourage users of NIST SRD to describe use cases and resulting outcomes to NIST. (Note: Such agreements are labor-intensive to create, manage, and enforce.)
- Number of SRDs used to support legal cases and used in patents
- Number of mentions on twitter, blogs, other social media, news, web pages, and so forth
- Number of products incorporated into instruments and products (this may hide the impact)
- External requests for updates and revisions to SRDs

## 6.3. *Impacts*

Linking metrics to actual impact is typically a difficult task. A study on the impact of SRDs was conducted by the Department of Commerce Data Service in 2016. The study focused on three means to gauge impact: (1) Google Analytics; (2) SRD private sector business profiles; and (3) interviews with companies making extensive use of NIST SRDs. The Google Analytics results were inconclusive as most user sites hide the IP domain or show only their IP service provider. Larger businesses are more likely to use SRDs, but there was no evidence that companies have greater revenue because they use SRDs. Telephone interviews with 20 major SRD customers were problematic due to difficulties in establishing contact with an appropriate technical individual who could provide at least anecdotal evidence on the impact of using an SRD. A specific NIST impact study on SRD 69, Chemistry WebBook, revealed that, in 2016, the website had 1,720 citations by URL (from Google Scholar), and 2.66 M users and 4.46 M sessions (from Google Analytics).

The workshop attendees suggested ways to measure impact, some of which are linked to the metrics listed above.

- Generate citation history and conduct citation analyses: who is citing the SRDs and how are they using them?
- Standardize the citation language
- Create reusable, smart queries that search, e.g., data product name, current and previous technical contacts
- Ascertain how SRD are used to support legal cases and used in patents
- Utilize Web Analytics (Google Analytics expertise from Public Affairs Office is required) and API logs
- Analyze the distribution of the number of downloads/purchases



- Commission economic impact studies (cautioning, though, that these studies are difficult, expensive, and not always accurate)
- Create on-demand citation and web analytic reports for the entire SRD catalog to capture usage trends
- Query vendors whose instruments incorporate SRDs regarding customer impact

## 7. SRD Life Cycle Considerations

Life cycle aspects of SRDs were touched on throughout the workshop; attendees' responses to the following three breakout session topics formed the basis for this section of the report.

1. "Beginning a dataset/SRD"
2. "Curation and maintenance of a data project over time"
3. "Best practices for life cycle planning: succession planning; funding; and sunseting"

These topics naturally lead to five life cycle stages—needs assessment, development, maintenance, succession planning, and sunseting.

### 7.1. Needs assessment stage

The workshop participants' input on needs assessment centered on stakeholder engagement. A NIST staff member can identify a data gap or socialize an idea for a new SRD through attendance and networking at scientific meetings and workshops and discussions with other Federal agencies or industry. NIST may also host workshops to identify customer needs. Ideas can also be formulated by reviewing scientific literature and searching public forums. On the other hand, individual or communities of stakeholders may approach NIST staff members to discuss data needs. There are also inquiries via electronic communication mechanisms.

Needs for new SRDs are most likely to arise from burgeoning fields such as biology and from new technologies and commercial product areas. Internally, new NIST strategic directions may drive the need for evaluated data and additional staff members with requisite expertise may be required to address advanced science and technology needs. The markets for SRDs are determined by several factors and may range from broadly applicable SRDs to ones with a specific customer base such as a Federal agency. Market research is a critical aspect of assessing needs. The NIST Information Services Office (library) has resources to assist with market research. Development of a best practices guide for performing market analysis was suggested.

### 7.2. Development stage

Once there is a clear need, identified customers, and a strong market case for a new SRD, the development stage may proceed. The steps in developing an SRD are as follows:

1. Define a scope
2. Determine if the SRD will be free or fee-based: see section 8.2
3. Secure funding from: division, central source, competitive funding opportunity (such as the ODI's SRD enhancement/development projects), other Federal agencies
4. Establish the form of the data: numerical, digital data object
5. Curate the data: see below
6. Evaluate the data: see section 4.1
7. Establish the document format: e.g., methods and procedures, data presentation
8. Complete the document and publish as an SRD (free SRDs), or make available for sale (fee-based SRDs)

Data curation is a large part of the development process; one breakout session topic focused largely on curation. The workshop attendees described curation as making data useable, an act of examination and evaluation, and adaptive data management. For data curated electronically, the processes are described as follows:

1. Collection: *systematic approach to gathering data and associated metadata from a variety of sources and/or generating data and associated metadata.*
2. Ingestion: *process of importing data for immediate use or storage in a database.*
3. Structuring: *a specialized format for organizing and storing data to suit a specific purpose so that it can be accessed and worked with in appropriate ways.*
4. Annotating: *metadata—underlying information about the data*
5. Conceptualizing: *consistent, logical, and extensible representation of one or more datasets.*
6. Scrubbing: *process of amending or removing data in a database that is incorrect, incomplete, improperly formatted, or duplicated.*
7. Archiving: *process of moving data that is no longer actively used to a separate storage system for long-term retention.*
8. Disposal

These processes are also relevant for data that are collected manually and entered into a database. Both electronic and manual processes have been used for NIST's current SRDs.

The workshop attendees also noted that curation involves decisions based on judgment, which requires knowledge of measurement methods, current state of the field, and stakeholder needs. Curation involves documenting formats and explicit criteria for evaluation, tracking versions, and documenting and tracking all decisions that affect the data.

### **7.3. Maintenance stage**

Sustainable maintenance, also known as updating, is key to the long-term success of an SRD. The workshop attendees' comments can be summarized in the three areas below:

1. Planning: *Maintenance should be included in the initial plan for an SRD. Issues to be considered include an extensible design to meet future demands for new data; sustainable resources, including funding and personnel; and the ability to maintain the required infrastructure, both experimental and computational.*
2. Needs assessment: *Determining the need for updates depends on customer requests for new data, stakeholder engagement, and how rapidly the fields that require specific data are changing.*
3. Technology: *SRD researchers need to continually educate themselves in the most efficient ways to manage data and use relevant IT technology.*

### **7.4. Succession planning stage**

To keep an SRD current, a succession plan involving management and SRD researchers must be developed. Successors to an SRD principal researcher may be new hires or other, typically more junior, NIST staff members. Successors need to be trained and mentored, and well-documented procedures must be in place for them to follow. To facilitate the transition of an SRD, the SRD principal researcher may opt for phased retirement, or be re-employed as an annuitant. It is imperative that management make a programmatic and funding commitment to sustain an SRD and to support a successor.

### **7.5. *Sunset stage***

Sunset, the final stage in the life cycle of an SRD, can occur for several reasons:

1. The SRD principal researcher is no longer available to lead the effort;
2. Customer need for the data has diminished or ended, as indicated by dwindling sales or citations;
3. Lack of funding; and/or
4. Lack of a succession plan.

The options for an SRD at the sunset stage are as follows:

1. Archive to long-term storage;
2. Retain on the NIST website with the date of latest new content prominently displayed (for free SRDs); or
3. Transfer the SRD to another organization.

## **8. Business Considerations**

The material presented below is based on numerous topics covered in the two panel sessions and one of the two breakout sessions.

### **8.1. *Copyright***

Per the 1968 SRD Act, “the Secretary [of Commerce] may secure copyright and renewal thereof on behalf of the United States as author or proprietor in all or any part of any standard reference data he [or she] prepares or makes available under this Act, and may authorize the reproduction and publication thereof by others.” Copyright issues were discussed at the panel session on “When data becomes an SRD.” A summary of the discussion is as follows. There are three purposes of the SRD copyright—to ensure the integrity of a database, to declare that a database is a NIST product, and to protect and sell a database. Scientific data are not subject to copyright protection. What can be copyrighted is the embodiment, layout, arrangement, and metadata in a database. Collectively, these provide great value to users of a database. An open question is what it means to copyright something NIST does not fully own. It was noted that copyright is used differently for each SRD product. In some sense, NIST can control what its customers are using.

An issue was raised about how CODATA—the Committee on Data of the International Council for Science—handles copyright. CODATA is not concerned with copyright issues and does not copyright its data. However, CODATA does copyright its publications. It was noted that databases are more easily copyrighted internationally.

### **8.2. *Funding***

Funding was discussed throughout the workshop in the panel and breakout sessions, and has been mentioned in other sections of this report. Funding is a ubiquitous challenge for SRD, particularly in the development, maintenance, and succession planning life cycle stages, as detailed above. Stable and sustainable funding and associated long-term management commitment were called out frequently as being essential to a successful SRD. Cost leveraging, mentioned briefly in the context of sharing booths at trade shows with the Office of Reference Materials, is a concept that should be explored.

Funding discussions centered on two themes: existing and potential sources of funding; and free vs. fee-based SRDs.

The following sources of funding were identified:

1. STRS Divisional support, with the advantage of assuring that technical data efforts are affiliated with the appropriate Division.
2. STRS centralized support, whereby NIST provides funding to the ODI for distribution to SRD researchers. It was mentioned that SRD could be a line item in the NIST budget.
3. STRS from the Associate Director for Laboratory Programs, which provided funding for seven SRD enhancement/development projects in 2016. Note that this funding was short-term and does not support a long-term commitment.
4. Other agencies and industry, that primarily provide funding to start SRD projects
5. Sales of fee-based SRDs
6. Centralized support, specifically for IT needs

There are 41 fee-based and 49 free SRD products (per the internal technical review, section 4.2). One of the panels discussed the issue of free vs. fee-based SRDs, and how to price an SRD. One panel member noted that if NIST considers the data to be “safe” (i.e., there are no known risks associated with use or misinterpretation of the data), then the data should be open and free. Another factor in support of free SRDs is that NIST should not be competing with industry that may be generating similar data. Several panel members were associated with fee-based SRDs. It was noted that fee-based SRDs are supposed to operate on a cost recovery basis, which is unrealistic as selling prices to cover all costs would be exorbitant. Pricing an SRD is a difficult process, one where researchers need assistance. Pricing depends on how the product is sold—paid downloads, e-commerce transactions, active distributor agreements, active site licenses, units sold via distributors, and units shipped (DVDs and CDs). For example, for distributor sales, which are typically coupled with instrument vendors, more data can support greater prices or generate greater sales. In contrast, for direct sales, one panel member noted that the focus is on niche systems that lower SRD production costs and enable users to be more specific in what they purchase. The result for any pricing model is that a complex marketing scheme with interacting systems is created, resulting in the need to predict what future SRD products users require and what they are willing to pay for such products.

### **8.3. Dissemination and distribution**

This section and the following section on marketing are based on comments from the breakout topic “Best practices for dissemination, distribution, and marketing of SRD.” As mentioned previously, 75 of NIST’s data products are currently free; i.e., have web interfaces. There is a catalog of all SRDs by number, as well as groupings by topical area. The [data.nist.gov](http://data.nist.gov) and SRD websites will be revised in the coming months to increase ease of users in browsing and locating SRDs, and to incorporate the new categories of data products described in section 4.2.

The catalog mentioned above includes the fee-based SRDs. The web pages for these SRDs will also be revised. NIST can now assign DOIs (digital object identifiers) to data products, which will increase the ability to gauge impact by citations.

### **8.4. Marketing**

Each SRD has a unique community and different marketing needs. Marketing issues can be grouped into three general themes described below.

1. Improve online footprint and engage online SRD communities utilizing online marketing techniques.
  - a. Establish on-line marketing via Google ad-sense

- b. Cross-pollinate data products such as what is done in the Chemistry WebBook
  - c. Increase ease of finding SRD on the NIST website
  - d. Provide adequate metadata so users can understand if the product is right for them
  - e. Generate Wikipedia articles that can improve search engine results. (Can the Public Affairs Office create articles?)
  - f. Reinstate an SRD logo (the previous trademarked logo has expired)
  - g. Develop a gateway and repository to enable discoverability. It must be visible to Google and will require infrastructure.
  - h. Go where the users are (GitHub)
2. Develop use cases and other online and offline contacts to educate the public on NIST SRD.
    - a. Establish metrics for marketing
    - b. Have a presence at conferences and trade shows
    - c. Generate use cases and success stories, ideally in partnership with industry and other agencies
    - d. Collaborate with trade associations or professional societies
    - e. Perform pedagogical outreach, perhaps at the university level and high school level, by providing temporary full or free versions of selected SRDs for educational purposes. For this to be effective, an SRD must be integrated into coursework, which is best accomplished as a collaborative effort.
  3. Generate publications about Data
    - a. Generate publications on best practices with data
    - b. Publish in the NIST Journal of Research, the Journal of Chemical and Physical Reference Data, or CODATA's Data Science Journal

## 9. Recommendations

The recommendations of the Workshop attendees are summarized below.

1. Ensure stable funding
2. Devise methods to get feedback from users
  - a. Consider how users would use the data, and how it could improve their lives
  - b. Get specific feedback on usefulness
  - c. Initiate a data users' consortium and/or forum
3. Metrics
  - a. Devise ways to better measure impact
  - b. Ensure staff members are trained to be aware of metrics and impact
4. Centralized technical and programming support
  - a. Provide a standardized infrastructure such that computers can get access to the data
  - b. Consider how the SRD program can better utilize "data scientists"
5. Provide dedicated website developers and IT experts
  - a. Enhance visibility of products
  - b. Assist with SRD pricing
6. Implement succession planning and life cycle planning where it is not already being done

7. Promote marketing
  - a. Develop a competitive mechanism such as the NIST Innovations in Measurement Science (IMS) program

## References

- [1] Kaiser DL and Hanisch RJ (2018) Technical review of NIST's free standard reference data products. *NIST Special Publication 1223* 14pp. <https://doi.org/10.6028/NIST.SP.1223>
- [2] Plant AL, Locascio LE, May, WE and Gallagher PD (2014) Improved reproducibility by assuring confidence in measurements in biomedical research. *Nature Methods* 11: 895-898. <https://doi.org/10.1038/nmeth.3076>
- [3] National Bureau of Standards Office of Standard Reference Data (1968) Status Report: National Standard Reference Data System. U.S. Department of Commerce, Washington, D.C., NBS Technical Note 448.
- [4] Standard Reference Data Act. Public Law 90-396 [15 U.S.C. 290-290f]; 1968 Jul 11. [accessed 2018 June 11]. <https://www.nist.gov/sites/default/files/documents/srd/SRDAct-2.pdf>.
- [5] H.R. 4284 (91<sup>st</sup>): An Act to authorize appropriations to carry out the Standard Reference Data Act. Public Law 91-131; 1969 Dec 01. [accessed 2018 June 11]. <https://www.govtrack.us/congress/bills/91/hr4284/text>.
- [6] S. 3084—American Innovation and Competitiveness Act. Public Law 114-329, Sec. 108. Standard Reference Data Act Update; 2017 Jan 06. [accessed 2018 June 11]. <https://www.congress.gov/bill/114th-congress/senate-bill/3084/text>.
- [7] Kramida A (2013) Critical evaluation of data on atomic energy levels, wavelengths, and transition probabilities. *Fusion Science and Technology* 93:313-323. <https://doi.org/10.13182/FST13-A16437>

### Appendix A. Workshop Agenda

Session Title	Presentation Title	Speaker
History and Impact of SRD at NIST	Data Activities at NIST	Hratch Semerjian
Current State of the SRD Program	SRD Workshop Introduction	Robert Hanisch
SRD Enhancement/Development Projects	Revising and Updating the Digital Library of Mathematical Functions	Barry Schneider
	NISTmAb RM 8671: A New Paradigm in SRD	John Schiel
	Laser-Induced Breakdown Spectroscopy (LIBS)	Yuri Ralchenko
	NIST Additive Manufacturing Material Database	Yan Lu
	Fire Model Validation Database	Randy McDermott
	SRD 20: X-Ray Photoelectron Spectroscopy Database	John Henry Scott
	Quantitative Optical Imaging of Biological Cells	Michael Halter
SRD Technical Review	Technical Review of the Free SRD Collection	Debra Kaiser
Panel Session	When Does Data Become SRD?	Moderator: <i>Adam Morey</i> . Panelists: <i>Mark Madsen, Bill Wallace, Ken Kroenlein, Alexander Kramida, Peter Mohr, Allan Harvey, and Doug White</i>
NIST Quality System	The New NIST Quality System and Its Impact on SRD	Sally Bruce



Session Title	Presentation Title	Speaker
Breakout Sessions	See next page for topics	Moderators: <i>Richard Cavanagh and Barbara Guttman</i>
Panel Session	Managing and Funding SRDs	Moderator: <i>Neil Alderoty</i> . Panelists: <i>Jim Fekete, Vicky Karen, Elisabeth Mansfield, Barbara Guttman, Ron Boisvert, Jerry Fraser, Terrell Vanderah, Kirk Dohne, Steve Stein</i>
Plenary Session	Discuss breakout results and the future of the program	Robert Hanisch, Stacy Schuur, Jeanita Pritchett

## Topics for Panel Sessions and Breakout Sessions

- ***When does data become SRD*** (Panel session)
  - How would the panelists define critical evaluation?
  - Pros/Cons of SRD status to a reference database and legal issues
  - Alternative mechanisms to publish
  - Issues associated with copyrights
  - Free vs. fee based SRD
- ***Creation and Curation*** (Breakout session)
  - How can we improve data gathering (internal and external sources) in an efficient manner?
  - What recommendations do you have to improve the SRD program to better meet your needs?
  - What does it mean to curate a data project and maintain curation overtime?
  - How do you decide to begin a dataset/SRD (e.g., define a good business case, perform market research)?
- ***Duration*** (Breakout session)
  - Best practices for life cycle planning
    - Succession planning
    - Funding (How is your work currently funded?)
    - How do you know when it's time to sunset?
  - Best practices for technology shifts
    - Software and data file formats
    - How do you measure impact of SRD?
    - Best practices for dissemination, distribution, and marketing of SRD
- ***Managing and Funding SRDs*** (Panel session)
  - Potential funding mechanisms
  - How to get management buy-in
  - How to price SRD effectively or should it be free? When should we charge for SRD? What characteristics should we think about before deciding to charge for it?
  - How is SRD funded today?
  - What challenges have you experienced managing/maintaining SRD?
  - Do you think there is value in centrally funding SRD?

## Appendix B. Workshop Registrants

Registrants grouped by organizational unit: Engineering Laboratory (EL), Information Technology Laboratory (ITL), Material Measurement Laboratory (MML), Physical Measurement Laboratory (PML), NIST Director's Office (DO), Management Resources (MR), Laboratory Programs (LP).

<b>Name</b>	<b>Position Title</b>	<b>Organizational Unit</b>
Alejandro Miguel Campos Villacres	NIST Associate	EL
Brian A. Weiss	Mechanical Engineer	EL
David Goodwin	Research Chemist	EL
Frederick M. Proctor	Group Leader	EL
Gordon Shao	Computer Scientist	EL
KC Morris	Group Leader	EL
Kirk Dohne	Associate Director	EL
Randall McDermott	Chemical Engineer	EL
Robert Zarr	Mechanical Engineer	EL
Simon Frechette	Mechanical Engineer	EL
Stephen Potts	Engineer	EL
Thomas Rollin Kramer	NIST Associate	EL
Yan Lu	Industrial Engineer	EL
Yung-tsun Tina Lee	Computer Scientist	EL
Barbara Guttman	Group Leader	ITL
Barry Schneider	Physicist	ITL
Douglas White	Computer Scientist	ITL
Jeffrey T. Fong	Computer Scientist	ITL
Raghu N. Kacker	Mathematical Statistician	ITL
Ronald Boisvert	Division Chief	ITL
Adam Morey	Group Leader	MML
Ala Bazyleva	Research Chemist	MML
Alberto Marengo	Computer Engineer	MML
Allan Harvey	Chemical Engineer	MML
Andrei Kazakov	Physicist	MML
Angela Lee	Physical Scientist	MML
Arlin Stoltzfus	Biologist	MML
Arun Moorthy	Mathematical Statistician	MML
Ashley Beasley Green	Biologist	MML
Benjamin Neely	Research Chemist	MML
Bryan Calderon	NIST Associate	MML
Cedric Powell	Scientist Emeritus	MML
Chandler Becker	Materials Research Engineer	MML
Chris Muzny	Physicist	MML
Cindy McKneely	Information Specialist	MML
Daniel W. Siderius	Chemical Engineer	MML

<b>Name</b>	<b>Position Title</b>	<b>Organizational Unit</b>
David Ross	Team Leader	MML
David Sheen	Physicist	MML
Debra Kaiser	Physical Scientist	MML
Donald R. Burgess Jr.	Research Chemist	MML
Elisabeth Mansfield	Group Leader	MML
Eric Lemmon	Mechanical Engineer	MML
Eric Lin	Division Chief	MML
Erica Stein	Research Biologist	MML
Gary Hardin	Chemical Engineer	MML
Gary Mallard	Research Chemist	MML
Gretchen Greene	Group Leader	MML
Hratch Semerjian	Chief Scientist Emeritus	MML
Ian Bell	Mechanical Engineer	MML
James Fekete	Division Chief	MML
Jamie Weaver	Post-Doc (NRC)	MML
Jared Ragland	Biologist	MML
Jeanita Pritchett	Scientific Advisor	MML
Jessica Staymates	Research Chemist	MML
Joe Magee	Chemical Engineer	MML
John Henry J. Scott	Physicist	MML
John Marino	Group Leader	MML
John Schiel	Research Chemist	MML
Kaleb Duelge	NIST Associate	MML
Katherine Gettings	Biologist	MML
Kenneth Cole	Group Leader	MML
Kenneth Kroenlein	Group Leader	MML
Lisa Borsuk	Biologist	MML
Marcus Mendenhall	Physicist	MML
Marcus Newrock	Computer Scientist	MML
Mark McLinden	Chemical Engineer	MML
Martin L. Green	Group Leader	MML
Meghan Burke	Research Chemist	MML
Michael Epstein	Research Chemist	MML
Michael Fasolka	Deputy Director	MML
Michael Halter	Engineer	MML
Neil Alderoty	Executive Officer	MML
Nicholas Ritchie	Physicist	MML
Peter Linstrom	Chemical Engineer	MML
Raymond Plante	Physicist	MML
Rebecca Kraft	Geologist	MML
Regina Easley	Research Chemist	MML
Robert Goldberg	Scientist Emeritus	MML
Robert Hanisch	Director, ODI	MML

<b>Name</b>	<b>Position Title</b>	<b>Organizational Unit</b>
Robert Watters	NIST Associate	MML
Russell D Johnson III	Research Chemist	MML
Sam Forry	Biologist	MML
Sherena Johnson	Information Specialist	MML
Stacy Schuur	Scientific Advisor	MML
Steve Stein	NIST Fellow	MML
T. N. Bhat	Research Chemist	MML
Tamae Wong	Research Chemist	MML
Terrell Vanderah	NIST Associate	MML
Torey Liepa	Information Specialist	MML
Tytus Mak	Research Chemist	MML
Ursula Kattner	Physical Scientist	MML
Vicky Lynn Karen	Research Chemist	MML
Virgil Provenzano	NIST Associate	MML
Vladimir Diky	Chemical Engineer	MML
Vladimir Orkin	Biologist	MML
William E. Wallace	Group Leader	MML
Xiang Li	NIST Associate	MML
Alexander Kramida	Physicist	PML
Bryan Barnes	Physicist	PML
Csilla Szabo-Foster	NIST Associate	PML
Edward Saloman	NIST Associate	PML
Gerald Fraser	Division Chief	PML
Gillian Nave	Physicist	PML
Haris Kunari	NIST Associate	PML
Jonathan Hardis	Scientific Advisor	PML
Joseph Fowler	Physicist	PML
Joseph Reader	Scientist Emeritus	PML
Joseph Tan	Physicist	PML
Karen Olsen	Computer Scientist	PML
Kimberly Briggman	Group Leader	PML
Mark Tyra	Physical Scientist	PML
Paul Bergstrom	Physicist	PML
Peter Mohr	Group Leader	PML
Stephen M. Seltzer	NIST Associate	PML
Yuri Ralchenko	Group Leader	PML
Mark Madsen	Attorney	DO
Andrea Medina-Smith	Metadata Librarian	MR
Briget Wynne	Research Librarian	MR
Kimberly A. Tryka	Research Data Librarian	MR
Regina Avila	Digital Services Librarian	MR
Stacy Bruss	Research Librarian	MR

<b>Name</b>	<b>Position Title</b>	<b>Organizational Unit</b>
Sally Bruce	NIST Quality Manager	LP
Richard Cavanagh	Director, SPO	LP

### Appendix A. Workshop Agenda

Session Title	Presentation Title	Speaker
History and Impact of SRD at NIST	Data Activities at NIST	Hratch Semerjian
Current State of the SRD Program	SRD Workshop Introduction	Robert Hanisch
SRD Enhancement/Development Projects	Revising and Updating the Digital Library of Mathematical Functions	Barry Schneider
	NISTmAb RM 8671: A New Paradigm in SRD	John Schiel
	Laser-Induced Breakdown Spectroscopy (LIBS)	Yuri Ralchenko
	NIST Additive Manufacturing Material Database	Yan Lu
	Fire Model Validation Database	Randy McDermott
	SRD 20: X-Ray Photoelectron Spectroscopy Database	John Henry Scott
	Quantitative Optical Imaging of Biological Cells	Michael Halter
SRD Technical Review	Technical Review of the Free SRD Collection	Debra Kaiser
Panel Session	When Does Data Become SRD?	<i>Moderator: Adam Morey. Panelists: Mark Madsen, Bill Wallace, Ken Kroenlein, Alexander Kramida, Peter Mohr, Allan Harvey, and Doug White</i>
NIST Quality System	The New NIST Quality System and Its Impact on SRD	Sally Bruce

Session Title	Presentation Title	Speaker
Breakout Sessions	See next page for topics	Moderators: <i>Richard Cavanagh and Barbara Guttman</i>
Panel Session	Managing and Funding SRDs	Moderator: <i>Neil Alderoty</i> . Panelists: <i>Jim Fekete, Vicky Karen, Elisabeth Mansfield, Barbara Guttman, Ron Boisvert, Jerry Fraser, Terrell Vanderah, Kirk Dohne, Steve Stein</i>
Plenary Session	Discuss breakout results and the future of the program	Robert Hanisch, Stacy Schuur, Jeanita Pritchett



## Topics for Panel Sessions and Breakout Sessions

- ***When does data become SRD*** (Panel session)
  - How would the panelists define critical evaluation?
  - Pros/Cons of SRD status to a reference database and legal issues
  - Alternative mechanisms to publish
  - Issues associated with copyrights
  - Free vs. fee based SRD
- ***Creation and Curation*** (Breakout session)
  - How can we improve data gathering (internal and external sources) in an efficient manner?
  - What recommendations do you have to improve the SRD program to better meet your needs?
  - What does it mean to curate a data project and maintain curation overtime?
  - How do you decide to begin a dataset/SRD (e.g., define a good business case, perform market research)?
- ***Duration*** (Breakout session)
  - Best practices for life cycle planning
    - Succession planning
    - Funding (How do you currently fund your work?)
    - How do you know when it's time to sunset?
  - Best practices for technology shifts
    - Software and data file formats
    - How do you measure impact of SRD?
    - Best practices for dissemination, distribution, and marketing of an SRD
- ***Managing and Funding SRDs*** (Panel session)
  - Potential funding mechanisms
  - How to get management buy-in
  - How to price an SRD effectively or should it be free? When should we charge for SRD? What characteristics should we think about before deciding to charge for it?
  - How is SRD funded today?
  - What challenges have you experienced managing/maintaining an SRD?
  - Do you think there is value in continuing to do centrally funded SRD?

## Appendix B. Workshop Registrants

Registrants grouped by organizational unit: Engineering Laboratory (EL), Information Technology Laboratory (ITL), Material Measurement Laboratory (MML), Physical Measurement Laboratory (PML), NIST Director's Office (DO), Management Resources (MR), Laboratory Programs (LP).

<b>Name</b>	<b>Position Title</b>	<b>Organizational Unit</b>
Alejandro Miguel Campos Villacres	NIST Associate	EL
Brian A. Weiss	Mechanical Engineer	EL
David Goodwin	Research Chemist	EL
Frederick M. Proctor	Group Leader	EL
Gordon Shao	Computer Scientist	EL
KC Morris	Group Leader	EL
Kirk Dohne	Associate Director	EL
Randall McDermott	Chemical Engineer	EL
Robert Zarr	Mechanical Engineer	EL
Simon Frechette	Mechanical Engineer	EL
Stephen Potts	Engineer	EL
Thomas Rollin Kramer	NIST Associate	EL
Yan Lu	Industry Engineer	EL
Yung-tsun Tina Lee	Computer Scientist	EL
Barbara Guttman	Group Leader	ITL
Barry Schneider	Physicist	ITL
Douglas White	Computer Scientist	ITL
Jeffrey T. Fong	Computer Scientist	ITL
Raghu N. Kacker	Mathematical Statistician	ITL
Ronald Boisvert	Division Chief	ITL
Adam Morey	Group Leader	MML
Ala Bazyleva	Research Chemist	MML
Alberto Marengo	Computer Engineer	MML
Allan Harvey	Chemical Engineer	MML
Andrei Kazakov	Physicist	MML
Angela Lee	Physical Scientist	MML
Arlin Stoltzfus	Biologist	MML
Arun Moorthy	Mathematical Statistician	MML
Ashley Beasley Green	Biologist	MML
Benjamin Neely	Research Chemist	MML
Bryan Calderon	NIST Associate	MML
Cedric Powell	Scientist Emeritus	MML
Chandler Becker	Materials Research Engineer	MML
Chris Muzny	Physicist	MML
Cindy McKneely	Information Specialist	MML
Daniel W. Siderius	Chemical Engineer	MML

<b>Name</b>	<b>Position Title</b>	<b>Organizational Unit</b>
David Ross	Team Leader	MML
David Sheen	Physicist	MML
Debra Kaiser	Physical Scientist	MML
Donald R. Burgess Jr.	Research Chemist	MML
Elisabeth Mansfield	Group Leader	MML
Eric Lemmon	Mechanical Engineer	MML
Eric Lin	Division Chief	MML
Erica Stein	Research Biologist	MML
Gary Hardin	Chemical Engineer	MML
Gary Mallard	Research Chemist	MML
Gretchen Greene	Group Leader	MML
Hratch Semerjian	NIST Emeritus	MML
Ian Bell	Mechanical Engineer	MML
James Fekete	Division Chief	MML
Jamie Weaver	Post-Doc (NRC)	MML
Jared Ragland	Biologist	MML
Jeanita Pritchett	Scientific Advisor	MML
Jessica Staymates	Research Chemist	MML
Joe Magee	Chemical Engineer	MML
John Henry J. Scott	Physicist	MML
John Marino	Group Leader	MML
John Schiel	Research Chemist	MML
Kaleb Duelge	NIST Associate	MML
Katherine Gettings	Biologist	MML
Kenneth Cole	Group Leader	MML
Kenneth Kroenlein	Group Leader	MML
Lisa Borsuk	Research Scientist	MML
Marcus Mendenhall	Physicist	MML
Marcus Newrock	Computer Scientist	MML
Mark McLinden	Chemical Engineer	MML
Martin L. Green	Group Leader	MML
Meghan Burke	Research Chemist	MML
Michael Epstein	Research Chemist	MML
Michael Fasolka	Deputy Director	MML
Michael Halter	Engineer	MML
Neil Alderoty	Executive Officer	MML
Nicholas Ritchie	Physicist	MML
Peter Linstrom	Chemical Engineer	MML
Raymond Plante	Physicist	MML
Rebecca Kraft	Geologist	MML
Regina Easley	Research Chemist	MML
Robert Goldberg	Scientist Emeritus	MML
Robert Hanisch	Director, ODI	MML

<b>Name</b>	<b>Position Title</b>	<b>Organizational Unit</b>
Robert Watters	NIST Associate	MML
Russell D Johnson III	Research Chemist	MML
Sam Forry	Biologist	MML
Sherena Johnson	Information Specialist	MML
Stacy Schuur	Scientific Advisor	MML
Steve Stein	NIST Fellow	MML
T. N. Bhat	Research Chemist	MML
Tamae Wong	Research Chemist	MML
Terrell Vanderah	NIST Associate	MML
Torey Liepa	Information Specialist	MML
Tytus Mak	Research Chemist	MML
Ursula Kattner	Physical Scientist	MML
Vicky Lynn Karen	Research Chemist	MML
Virgil Provenzano	NIST Associate	MML
Vladimir Diky	Chemical Engineer	MML
Vladimir Orkin	Biologist	MML
William E. Wallace	Group Leader	MML
Xiang Li	NIST Associate	MML
Alexander Kramida	Physicist	PML
Bryan Barnes	Physicist	PML
Csilla Szabo-Foster	NIST Associate	PML
Edward Saloman	NIST Associate	PML
Gerald Fraser	Division Chief	PML
Gillian Nave	Physicist	PML
Haris Kunari	NIST Associate	PML
Jonathan Hardis	Scientific Advisor	PML
Joseph Fowler	Physicist	PML
Joseph Reader	Scientist Emeritus	PML
Joseph Tan	Physicist	PML
Karen Olsen	Computer Scientist	PML
Kimberly Briggman	Group Leader	PML
Mark Tyra	Physical Scientist	PML
Paul Bergstrom	Physicist	PML
Peter Mohr	Group Leader	PML
Stephen M. Seltzer	NIST Associate	PML
Yuri Ralchenko	Group Leader	PML
Mark Madsen	Attorney	DO
Andrea Medina-Smith	Metadata Librarian	MR
Briget Wynne	Research Librarian	MR
Kimberly A. Tryka	Research Data Librarian	MR
Regina Avila	Digital Services Librarian	MR
Stacy Bruss	Research Librarian	MR

<b>Name</b>	<b>Position Title</b>	<b>Organizational Unit</b>
Sally Bruce	NIST Quality Manager	LP
Richard Cavanagh	Director, SPO	LP