

NBS TECHNICAL NOTE 634

A UNITED STATES
DEPARTMENT OF
COMMERCE
PUBLICATION



Lorenz Ratios of Technically Important Metals and Alloys

U.S.
DEPARTMENT
OF
COMMERCE

National
Bureau

QC

100

.45753

no. 634

1973

C.2

NATIONAL BUREAU OF STANDARDS

The National Bureau of Standards¹ was established by an act of Congress March 3, 1901. The Bureau's overall goal is to strengthen and advance the Nation's science and technology and facilitate their effective application for public benefit. To this end, the Bureau conducts research and provides: (1) a basis for the Nation's physical measurement system, (2) scientific and technological services for industry and government, (3) a technical basis for equity in trade, and (4) technical services to promote public safety. The Bureau consists of the Institute for Basic Standards, the Institute for Materials Research, the Institute for Applied Technology, the Center for Computer Sciences and Technology, and the Office for Information Programs.

THE INSTITUTE FOR BASIC STANDARDS provides the central basis within the United States of a complete and consistent system of physical measurement; coordinates that system with measurement systems of other nations; and furnishes essential services leading to accurate and uniform physical measurements throughout the Nation's scientific community, industry, and commerce. The Institute consists of a Center for Radiation Research, an Office of Measurement Services and the following divisions:

Applied Mathematics — Electricity — Mechanics — Heat — Optical Physics —
Linac Radiation² — Nuclear Radiation² — Applied Radiation² — Quantum
Electronics³ — Electromagnetics³ — Time and Frequency³ — Laboratory
Astrophysics³ — Cryogenics³.

THE INSTITUTE FOR MATERIALS RESEARCH conducts materials research leading to improved methods of measurement, standards, and data on the properties of well-characterized materials needed by industry, commerce, educational institutions, and Government; provides advisory and research services to other Government agencies; and develops, produces, and distributes standard reference materials. The Institute consists of the Office of Standard Reference Materials and the following divisions:

Analytical Chemistry—Polymers—Metallurgy—Inorganic Materials—Reactor
Radiation—Physical Chemistry.

THE INSTITUTE FOR APPLIED TECHNOLOGY provides technical services to promote the use of available technology and to facilitate technological innovation in industry and Government; cooperates with public and private organizations leading to the development of technological standards (including mandatory safety standards), codes and methods of test; and provides technical advice and services to Government agencies upon request. The Institute also monitors NBS engineering standards activities and provides liaison between NBS and national and international engineering standards bodies. The Institute consists of a Center for Building Technology and the following divisions and offices:

Engineering and Product Standards—Weights and Measures—Invention and
Innovation—Product Evaluation Technology—Electronic Technology—Techni-
cal Analysis—Measurement Engineering—Building Standards and Code Ser-
vices⁴—Housing Technology⁴—Federal Building Technology⁴—Structures, Mate-
rials and Life Safety⁴—Building Environment⁴—Technical Evaluation and
Application⁴—Fire Technology.

THE INSTITUTE FOR COMPUTER SCIENCES AND TECHNOLOGY conducts re-
search and provides technical services designed to aid Government agencies in improv-
ing cost effectiveness in the conduct of their programs through the selection, acquisition,
and effective utilization of automatic data processing equipment; and serves as the prin-
cipal focus within the executive branch for the development of Federal standards for
automatic data processing equipment, techniques, and computer languages. The Center
consists of the following offices and divisions:

Information Processing Standards—Computer Information—Computer Services
—Systems Development—Information Processing Technology.

THE OFFICE FOR INFORMATION PROGRAMS promotes optimum dissemination
and accessibility of scientific information generated within NBS and other agencies of
the Federal Government; promotes the development of the National Standard Reference
Data System and a system of information analysis centers dealing with the broader
aspects of the National Measurement System; provides appropriate services to ensure
that the NBS staff has optimum accessibility to the scientific information of the world,
and directs the public information activities of the Bureau. The Office consists of the
following organizational units:

Office of Standard Reference Data—Office of Technical Information and
Publications—Library—Office of International Relations.

¹ Headquarters and Laboratories at Gaithersburg, Maryland, unless otherwise noted; mailing address
Washington, D.C. 20234.

² Part of the Center for Radiation Research.

³ Located at Boulder, Colorado 80302.

⁴ Part of the Center for Building Technology.

not acc.
QC100
u5753
no. 634
973
2.2

Lorenz Ratios of Technically Important Metals and Alloys

J.G. Hust
L.L. Sparks

Cryogenics Division
Institute for Basic Standards
National Bureau of Standards
Boulder, Colorado 80302

U.S.

t. Technical note no. 634

NBS Technical notes are designed to supplement the Bureau's regular publications program. They provide a means for making available scientific data that are of transient or limited interest. Technical Notes may be listed or referred to in the open literature.



U.S. DEPARTMENT OF COMMERCE, Peter G. Peterson, Secretary
NATIONAL BUREAU OF STANDARDS, Lawrence M. Kushner, Acting Director

Issued February 1973

National Bureau of Standards Technical Note 634

**Nat. Bur. Stand.(U.S.), Tech. Note 634, 133 pages (February 1973)
CODEN: NBTNAE**

Contents

	Page
1. Introduction	1
2. Theory	2
2.1 Thermal Conductivity	2
2.2 Electrical Resistivity	3
2.3 Lorenz Ratio	5
3. Data	11
4. Predictive Procedures	13
5. Further Work	16
6. Acknowledgments	17
7. References	18
Appendix I Figures and Data Review Tables	I-1
Appendix II Data Tabulation	II-1
Appendix III BibliographyIII-1

List of Text Figures

- Figure 1. Thermal conductivity of metals and alloys. (a) pure metal (gold), (b) high conductivity alloy (aluminum-7039), and (c) low conductivity alloy (titanium-5Al-2.5 Sn).
- Figure 2. Electrical resistivity of metals and alloys. (a) pure metal (gold), (b) high conductivity alloy (aluminum-7039), and (c) low conductivity alloy (titanium-5Al-2.5 Sn).
- Figure 3. Electronic Lorenz ratio for pure metals and defect free metals.
- Figure 4. Values of $(L-L_0)/L_0$ for several classes of commonly used materials.
- Figure 5. Values of the total Lorenz number for several classes of commonly used materials.

List of Text Tables

- Table 1. Debye temperatures of selected common metals

Lorenz Ratios of Technically Important Metals and Alloys

J. G. Hust and L. L. Sparks

A comprehensive review and compilation of the world literature on Lorenz ratio of technically important metals and alloys is presented. Lorenz ratio, electrical resistivity, thermal conductivity, and characterization data are compiled in tabular form and the Lorenz ratio data are presented in graphical form as well. Data are included here only if the research reported both thermal conductivity and electrical resistivity of the specimens. No attempt has been made to smooth data or present recommended values.

Key Words: Alloys; compilation; cryogenic; electrical resistivity; Lorenz Ratio; metals; thermal conductivity.

1. Introduction

The development of new materials and a renewed interest in existing materials by modern technological industry is creating a demand for thermal and electrical property data. These data are needed for the selection of suitable construction materials and the prediction of operating characteristics of low temperature systems. Apparatus are available at this laboratory as well as others for the accurate measurement of thermal conductivity, electrical resistivity, and thermopower of metals and alloys over the range from 4 to 300 K. However, the measurement of thermal conductivity is slow and expensive; one cannot hope to fill the immediate demand for data by measurement alone. Furthermore, metals and alloys display a wide range in their conductivity values at a given temperature and a single material may exhibit values varying over several orders of magnitude as a function of temperature. One cannot look to theory for these values, since, presently, theoretical predictions represent qualitative guidelines only. However,

a strong relationship between thermal conductivity and electrical resistivity of metals was observed many years ago and the nature of this correlation has been studied ever since. This relationship, called the Wiedemann-Franz-Lorenz law, makes it possible to predict approximate values of thermal conductivity from less expensive electrical resistivity measurements. For this reason we feel a compilation of Lorenz ratios of technically important metals is overdue. The predictive value of these data is explained below.

2. Theory

In order to better understand the methods of predicting thermal conductivity from the Lorenz ratio, it will be helpful to have an understanding of the general thermal and electrical properties of metals and alloys. The following sections on thermal conductivity and electrical resistivity are included as a review of the fundamental physical behavior.

2.1 Thermal Conductivity

The thermal conductivity, λ , of a metal or alloy usually is considered to be the sum of two components- the electronic, λ_e , and lattice, λ_g :

$$\lambda = \lambda_e + \lambda_g. \quad (1)$$

There are other mechanisms of heat transport; however, they generally are not applicable here. The lattice term designates the energy carried by the lattice vibrations, called phonons. The subscript g comes from the German word for lattice, Gitter.

In "electrically pure" materials the lattice term is small (usually less than 5 and almost never more than 20 percent of the total) compared to the electron term. Electrical purity is characterized by the residual

resistivity ratio, RRR, between 273 K and 4 K ($RRR = \rho_{273} / \rho_{4\text{ K}}$). The electrical purity of a material is not specified uniquely by the chemical purity of that material; it also depends on the distribution and location of the impurity atoms and on the physical imperfections in the solid. For example, whereas the chemical purity may remain essentially unchanged in annealing, the electrical purity of a material can, in some instances, be changed by an order of magnitude or more. As will be described later, such a change also affects the thermal conductivity.

In alloys, the electronic conductivity is so small, especially at lower temperatures, that the lattice conductivity no longer is negligible. As a matter of fact, λ_g is often much larger than λ_e . The total conductivity of alloys is less than that of pure metals, and some alloys have conductivities approaching those of thermal insulators. The general temperature dependence and relative magnitude of the conductivities of several materials are illustrated in figure 1. More details are given by Powell [1].¹

2.2 Electrical Resistivity

For commercially pure metals and some alloys, the electrical resistivity is described adequately by Matthiessen's rule. This rule, eq(2), states that the electrical resistivity of a metal is the sum of two parts: the intrinsic resistivity, ρ_i , which is characterized by electrons interacting with phonons only, and the residual resistivity, ρ_o , which is characterized by electrons interacting with the chemical and physical imperfections of the metal.

$$\rho(T) = \rho_o + \rho_i(T) \quad (2)$$

The residual resistivity is assumed to be temperature independent while

¹ Numbers in brackets refer to list of text references at the end of this paper.

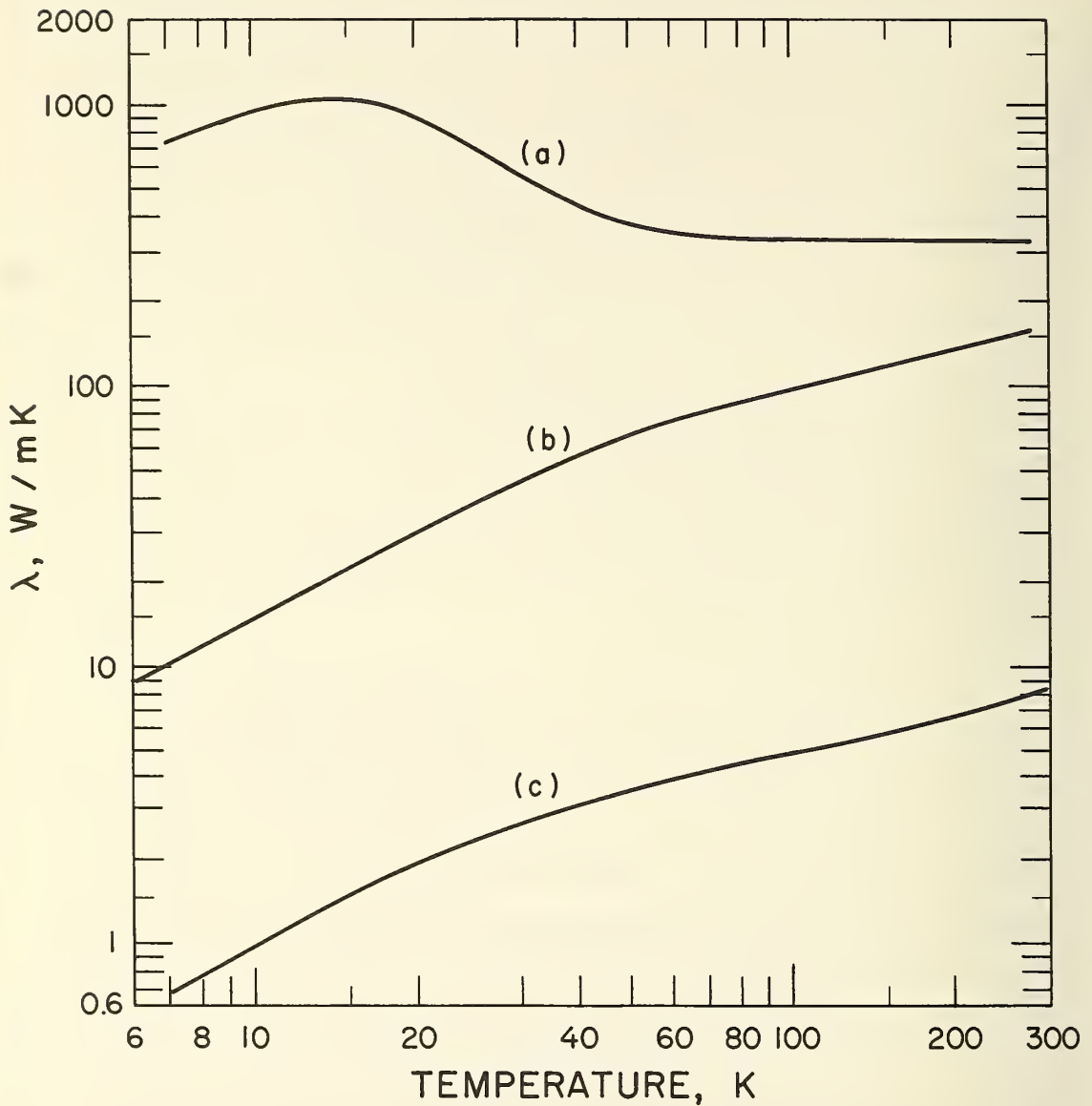


Figure 1. Thermal conductivity of metals and alloys. (a) pure metal (gold), (b) high conductivity alloy (aluminum-7039), and (c) low conductivity alloy (titanium-5Al-2.5 Sn).

the intrinsic resistivity increases rapidly with temperature. The specific temperature dependence varies strongly but systematically both with temperature and material. Nevertheless, ρ_i is not dependent significantly upon small composition changes for a given metal or alloy. Thus, if one knows $\rho_i(T)$ for a given metal, $\rho(T)$ for different compositions can be obtained from eq(2) after measuring only ρ_o . The value of ρ_o is obtained by measuring ρ at low temperatures where ρ_i is negligible (liquid helium temperature is adequate). A few characteristic electrical resistivity curves of pure metals and alloys are given in figure 2.

2.3 Lorenz Ratio

In 1853 Wiedemann and Franz formulated an empirical law relating the thermal and electrical conductivities of metals, namely, that the ratio of the electrical and thermal conductivities (WF ratio) at a given temperature is the same for all metals. In 1872 Lorenz discovered that the WF ratio is proportional to temperature. The result was the Wiedemann-Franz-Lorenz (WFL) law:

$$\frac{\lambda}{\sigma} = \lambda \rho = LT, \quad (3)$$

where σ = electrical conductivity, L = Lorenz number, and T = absolute temperature.

Drude gave a theoretical derivation of the WFL law for the electronic component of thermal conductivity in 1900 and obtained a value of $2.228 \times 10^{-8} \text{ V}^2 / \text{K}^2$ for L . Sommerfeld calculated the first order approximation of L from the more recent free electron theory of metals. His value, $2.443 \times 10^{-8} \text{ V}^2 / \text{K}^2$, is commonly designated L_o . Electron Lorenz numbers, $\rho \lambda_e / T$, other than the Sommerfeld value, will be designated L_e to distinguish them from total Lorenz numbers, $L = \rho \lambda / T$.

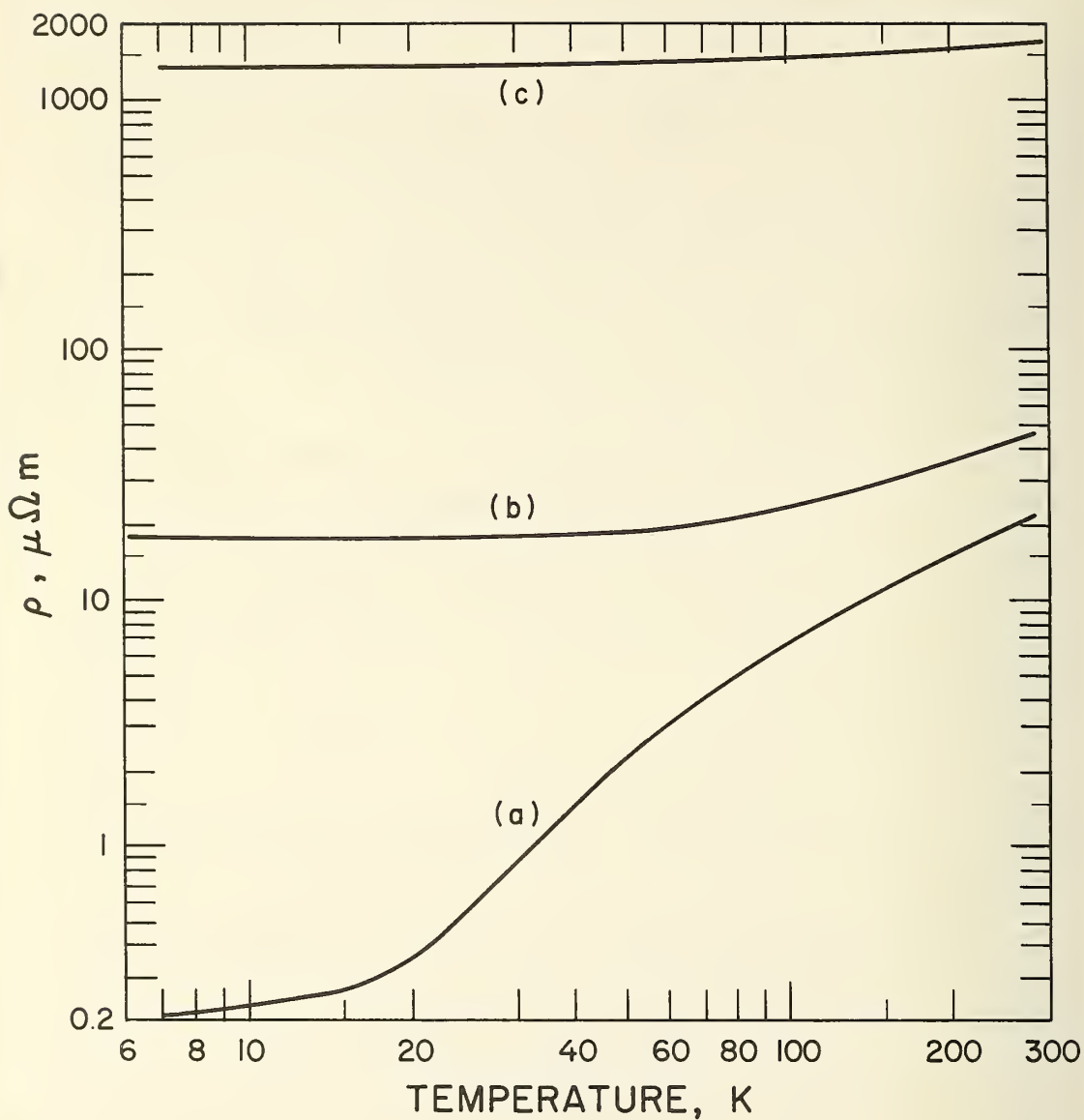


Figure 2. Electrical resistivity of metals and alloys. (a) pure metal (gold), (b) high conductivity alloy (aluminum-7039), and (c) low conductivity alloy (titanium-5A & 2.5 Sn).

For many pure metals the experimentally determined values of L fall between 2.2 and $3.0 \times 10^{-8} \text{ V}^2/\text{K}^2$ at room temperature and only slightly higher (2 to 3 percent) at 100°C . At very low temperatures the experimental values of L are also near the Sommerfeld value. At intermediate temperatures, values of L below L_0 are observed. The magnitude of the decrease of L below L_0 increases with increasing purity. The values of L and L_e are nearly identical for pure metals since the lattice conductivity is small.

The decrease of L_e from L_0 in pure metals is caused primarily by the fact that the relaxation times for thermal and electrical conduction processes are different at intermediate temperatures. The electrical conductivity increases with decreasing temperature faster than the thermal conductivity. As the residual resistivity decreases, L_e approaches the value for a defect free crystal, thus, resulting in a curve with a lower minimum. The electronic Lorenz ratios of several metals as well as a defect free crystal are shown in figure 3.

For alloys the measured values of Lorenz ratio are always higher than their pure metal counterparts, in some instances considerably higher. However, a similarity still exists in that the L vs T curve tends toward L_0 at both extremes of temperature. At intermediate temperatures values of L vary from slightly below L_0 for dilute alloys to more than ten times larger than L_0 for some highly alloyed structural metals. A few typical curves for alloys are shown in figures 4 and 5. The large values of Lorenz ratio observed for these alloys is caused by the presence of a significant lattice conductivity as mentioned previously. Often, knowledge of the magnitude of the lattice conductivity is so limited that it is ignored in the calculation of L_e for alloys as it is for pure metals. This is incorrect for alloys, of course, but until λ_g is known more accurately, our knowledge of L_e will also be severely limited.

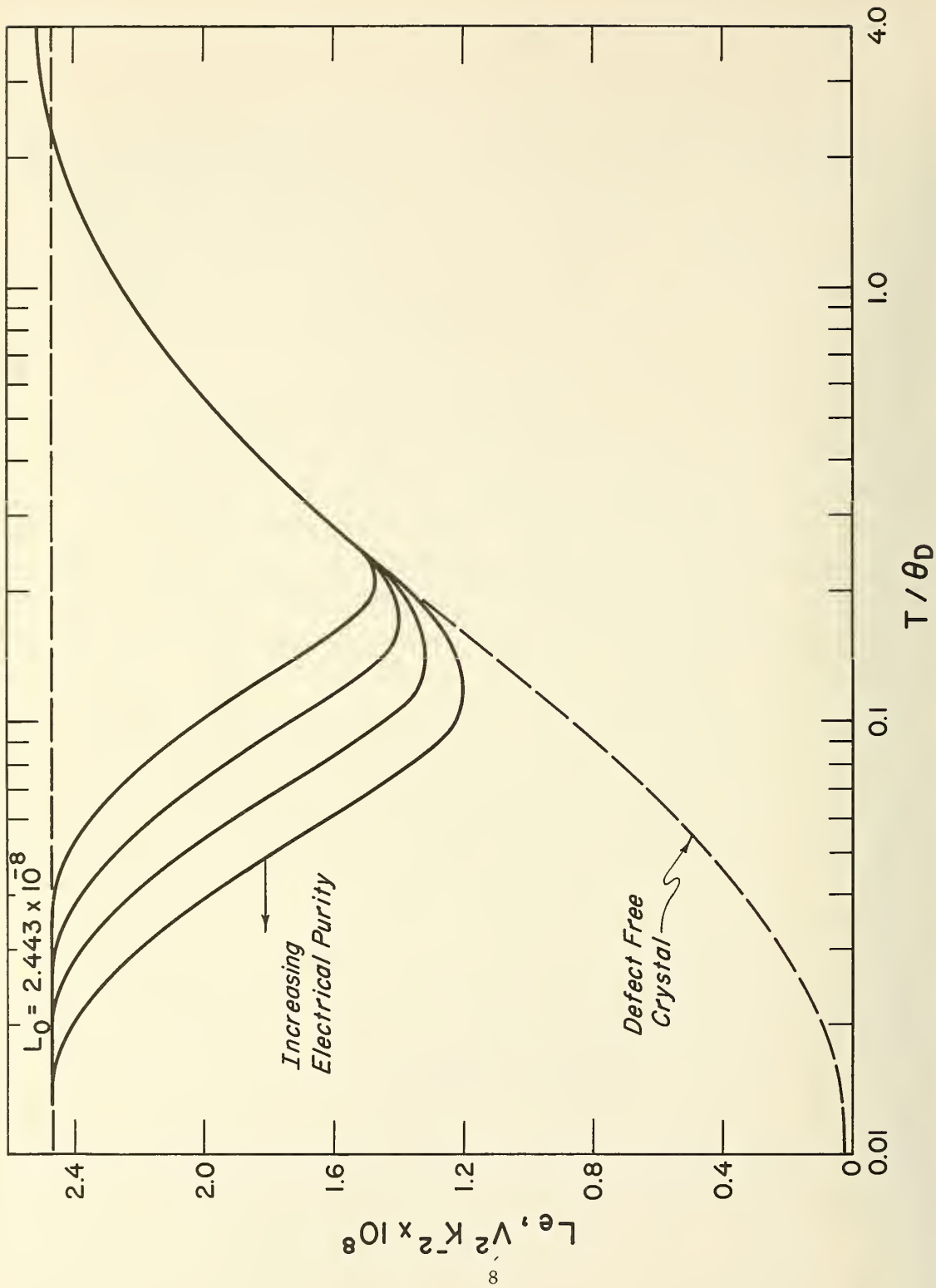


Figure 3. Electronic Lorenz ratio for pure metals and defect free metals.

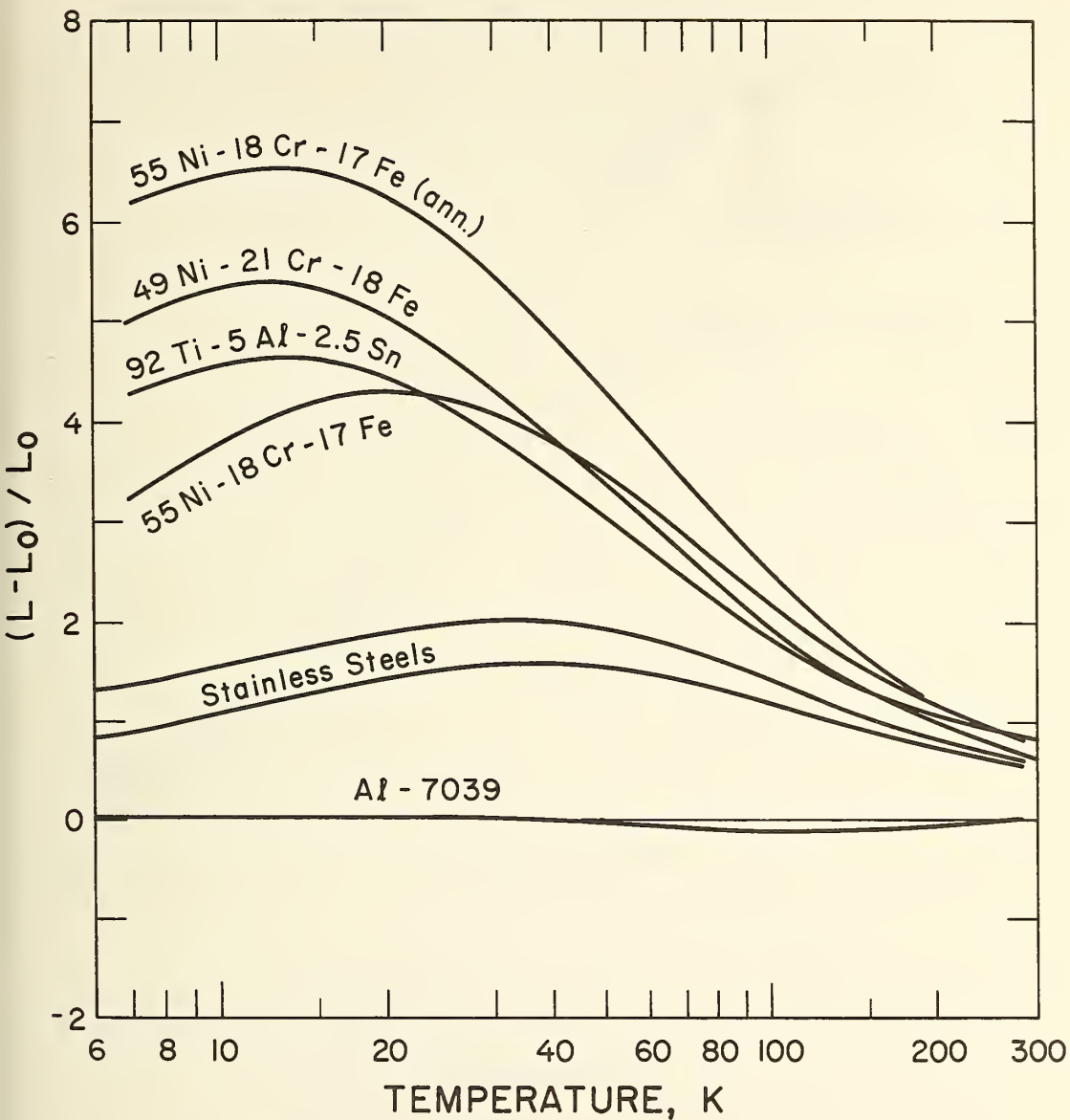


Figure 4. Values of $(L-L_0)/L_0$ for several classes of commonly used materials.

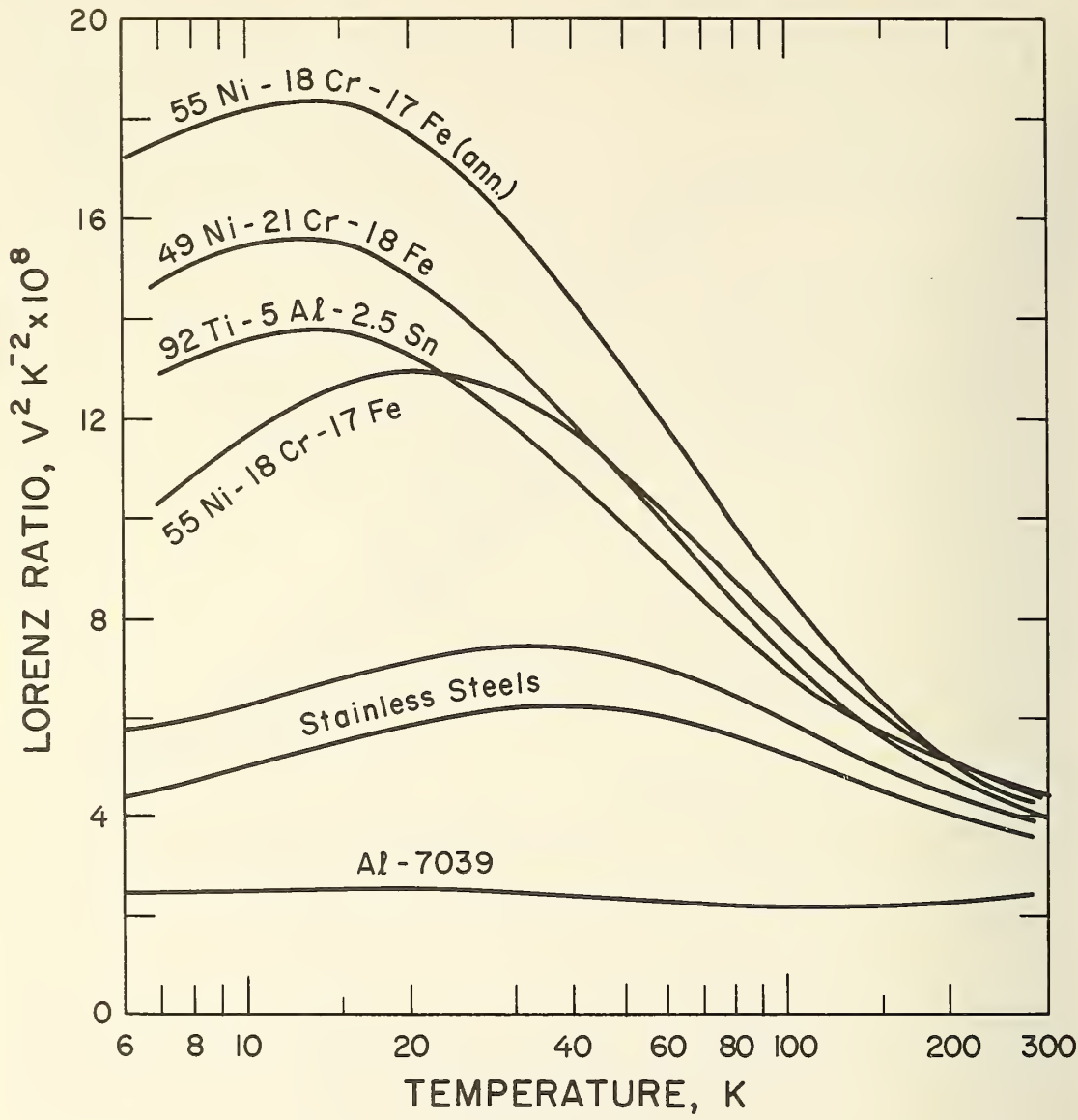


Figure 5. Values of the total Lorenz number for several classes of commonly used materials.

White [2] recently has compiled values of L_e as a function of reduced temperature, T/θ_D , for several metals (θ_D is the Debye temperature). Values of θ_D for selected metals are shown in table 1 [3]. White's L_e data show a variation of only about ± 2 percent from the mean values to temperatures as low as $0.2\theta_D$. White calculated λ_g from eq (4) below, whose form was proposed by Leibfried and Schlömann [4] among others:

$$\lambda_g = 180 \alpha A \theta_D^3 / \gamma^3 T \text{ Wm}^{-1} \text{ K}^{-1} . \quad (4)$$

In eq (4) α = lattice spacing, A = atomic weight, θ_D = Debye temperature, and γ = the Grüneisen parameter. For monovalent metals, values of λ_g calculated from eq (4) are only about 2 percent of the total experimentally determined conductivity. For the transition elements iron, platinum, and tungsten, λ_g values are about 20 percent of the total.

3. Data

Childs, et al., [5] of this laboratory have recently made an extensive compilation of thermal conductivities of materials at low temperatures. From their work, publications which contained both electrical and thermal conductivity data for the same materials were identified. These references were searched for data useful to calculate Lorenz ratios and for citations to additional measurements. This search resulted in the reference sources listed in Appendix III. The electrical resistivity and thermal conductivity data from these reference sources were extracted and converted to a common set of units (SI). Lorenz ratios were calculated and are plotted in the figures of Appendix I. The tabular values of electrical resistivity, thermal conductivity, and Lorenz ratios as reported in the literature are given in the right hand columns of Appendix II. The computed values of Lorenz ratio in SI units are given in the left hand columns.

TABLE 1. Debye temperatures of selected common metals [3]

<u>Substance</u>	<u>Debye temperature, θ_D (K)</u>
Aluminum	426
Beryllium	1160
Chromium	610
Copper	344
Gold	165
Iron	464
Lead	96
Magnesium	406
Manganese	476
Molybdenum	440
Nickel	440
Platinum	240
Silver	225
Tantalum	250
Tin	195
Titanium	420
Tungsten	405
Zinc	300

In many instances, data had to be read from small graphs. The error introduced by reading these graphs was sometimes above 10%. This is unfortunate especially in those instances where the uncertainty of the original experimental data was smaller than 10%. In some instances where data are closely spaced, curves were drawn to represent these data. No attempt was made to smooth the data or to present best values. Considerably more work, both experimental and theoretical, must be done before smoothing can be done with confidence.

It is difficult to assess the uncertainty of thermal conductivity data. Probably the best one should expect is about 1% and the worst (except for blunders) is about 50%. Many sources list uncertainties between 5 and 10%. The Lorenz ratios will have comparable uncertainties since the uncertainty in electrical resistivity is generally much smaller. Childs, et al, [5] made estimates of thermal conductivity uncertainty for each of the references. These estimates are not repeated here.

4. Predictive Procedures

In order to use the Lorenz ratio data presented here in predicting thermal conductivities of new materials one must associate this material with one whose $L(T)$ is already known and measure the electrical resistivity of the new material. Then one may compute

$$\lambda = \frac{LT}{\rho}.$$

It is stressed that obtaining ρ is significantly easier than measuring λ . The association of one material with another may be done primarily from a knowledge of its composition but also from other characterization parameters such as electrical resistivity, hardness, density, or crystalline structure. The thermal and mechanical histories of the specimen are important as well.

In the event that no similar material has been measured, generally less accurate techniques of prediction may be considered. For purposes of prediction, divide materials into the following classes:

- (1) pure metals,
- (2) high conductivity alloys,
- (3) low conductivity alloys,

and consider temperatures in three ranges:

- (a) $T > \theta_D$,
- (b) $T < \theta_D$,
- (c) $T \ll \theta_D$.

We will consider pure metals first. At temperatures above θ_D or much less than θ_D (say $0.01 \theta_D$), one can make reasonable estimates of thermal conductivity of pure metals by calculating λ_e as $L_o T/\rho$. The lattice conductivity, λ_g , is computed from eq (4) and the total conductivity λ , from eq (1). The contribution of the lattice conductivity for pure metals is usually negligible. The electrical resistivity, $\rho(T)$, can often be obtained directly from the literature [6, 7] or from a measurement of ρ_o and values of $\rho_i(T)$, also found in the literature. At temperatures from about $0.2 \theta_D$ to θ_D , L and L_e are temperature dependent but not appreciably dependent on purity. Thus, one can use the L_e curve obtained by White [2], shown in figure 3, to calculate λ_e from $L_e T/\rho$. Between $0.01 \theta_D$ and $0.2 \theta_D$, the electronic and total Lorenz numbers are dependent on purity and temperature. No correlation between L and purity has been mathematically formulated, although it is clear that one exists. It is noted that at temperatures above about $0.2 \theta_D$, the thermal conductivity of pure metals is not strongly dependent upon the chemical or physical condition of the metal. Thus, if accurate conductivity values have been obtained for a pure metal, these values above $0.2 \theta_D$ are applicable to other specimens to within about 10%.

Next we will consider high conductivity alloys. High conductivity alloys are generally dilute alloys but may also be the result of alloying similar elements. Ordered alloys also have high conductivities. The values of L for high conductivity alloys are generally near L_0 at all temperatures. Thus, a first approximation of thermal conductivity can be obtained from $L_0 T/\rho$.

Last we will consider the low conductivity alloys. Generally, these are highly alloyed structural alloys. Prediction of the thermal conductivity is most difficult at temperatures $T \leq \theta_D$ in the low conductivity alloys. Here the lattice conductivity is comparable to and sometimes much larger than the electron conductivity. If a comparable alloy has not been measured, it is probably impossible to predict a reasonable accurate value of λ for this case. We presently are engaged in a program to improve the predictive capabilities for such alloys. It appears reasonably obvious that to do this one must be able to calculate the electron component from the electrical resistivity and the lattice component by some other means. The lattice component probably will be obtained from a modified form of eq (4), but additional research will be required before a more accurate equation is found and its limitations are understood. At temperatures above θ_D , one can obtain a first approximation of thermal conductivity, usually on the low side, from $L_0 T/\rho$. The above methods of prediction are summarized as follows:

	Pure Metals	High Conductivity Alloys	Low Conductivity Alloys
$T \ll \theta_D$	$\lambda \approx L_o T/\rho$	$\lambda \approx L_o T/\rho$	No Valid Predicting Method Known
$T < \theta_D$	$\lambda \approx L_e T/\rho$ for $0.2 \theta_D < T < \theta_D$ L_e from White [2] ----- Predictions difficult for $0.01 \theta_D < T < 0.2 \theta_D$	$\lambda \approx L_o T/\rho$	
$T > \theta_D$	$\lambda \approx L_o T/\rho$	$\lambda \approx L_o T/\rho$	$\lambda \approx L_o T/\rho_o$

5. Further Work

It is seen from this compilation that the Lorenz ratios of pure metals are near the Sommerfeld value, $L_o = 2.443 \times 10^{-8} \text{ V}^{-2}/\text{K}^2$, at low temperatures (residual region), fall to lower values at intermediate cryogenic temperatures, and increase again to near L_o at high temperatures. At intermediate temperatures a dependence on impurity concentration is observed. For alloys one obtains the expected increase in Lorenz ratio at intermediate temperatures instead of a dip as for the pure metals. This increase in L is evidence of a relatively large lattice conductivity. Somewhat challenging from a predictive standpoint is the large spread in Lorenz ratios for the given classes of materials at each temperature. This large spread will result in large uncertainties in predicted thermal conductivities based on these curves. Further subdivision of materials may be necessary to achieve a sufficiently small spread to be useful.

The objective of this Lorenz ratio compilation is to separate materials into classes based on similar Lorenz ratio curves. From

these curves and a knowledge of the electrical resistivity of a new material from that class, it is often possible to approximate the thermal conductivity of the new material. This compilation has revealed some other interesting possibilities for prediction of thermal conductivities. For example, in several instances data exist in the literature which will allow computation of the specific thermal resistivity resulting from controlled addition of impurity atoms in a given host material. It has been noted that some impurities are much more effective scatterers than others. From a table of specific thermal resistivities, similar to that compiled by Blatt [8] for electrical resistivity, one may be able to accurately predict the electronic thermal conductivity of metals and alloys. Of the huge number of host-impurity element combinations which exist, only a few have been measured. However, there is a good possibility that one can construct such a table from a knowledge of $L(T)$ for pure metals and Blatt's specific electrical resistivities. The measurements which have been compiled here and by Childs, et al., [5] can be used to check the accuracy of such calculations. The available data will also be useful in examining lattice conductivity.

6. Acknowledgments

The authors express appreciation to the many people who contributed to make this work possible. Most of the program was supported by NASA (SNSO-C) Contract R-45. Steve Schmidt and Mark Prouhet assisted in data extracted from the many sources. Gregg Childs and Bob Powell were very helpful in providing a bibliography, as yet unpublished, from their thermal conductivity compilation as well as opening their reference files for our use.

7. References

- [1] Powell, R. L., "Thermophysical Properties of Metals at Cryogenic Temperatures," Behavior of Metals at Cryogenic Temperatures, ASTM STP 387, pp. 134-148, American Society for Testing and Materials (1966).
- [2] White, G. K., "Lattice Conductivity and Lorenz Ratio of Standard Metals," 8th Thermal Conductivity Conference, C. Y. Ho and R. E. Taylor, eds., pp. 37-44, Plenum Press, New York (1969).
- [3] Corruccini, R. J., and Gniewek, J. J., Nat. Bur. of Stand. (U. S.), Monogr. 21, 20 pages (1960).
- [4] Leibfried, G., and Schlömann, E., Nachrichten der Akademie der Wissenschaften in Gottingen, Vol. II-A, No. 4, pp. 71-93 (1954).
- [5] Childs, G. E., Ericks, L. J., and Powell, R. L., Thermal Conductivity of Solids at Room Temperature and Below, A Review Compilation of the Literature, Nat. Bur. of Stand. (U. S.), Monogr. 131 (1973).
- [6] Clark, A. F., Childs, G. E., and Wallace, G. H., Cryogenics, 10, 295-305 (1970).
- [7] Meaden, G. T., Electrical Resistance of Metals, Plenum Press, New York (1965).
- [8] Blatt, F. J., Physics of Electronic Conduction in Solids, McGraw-Hill Book Company N. Y. p. 199 (1968).

APPENDIX I - FIGURES
AND
DATA REVIEW TABLES

The use in this paper of trade names is essential to a proper understanding of the work presented. Their use in no way implies any approval, endorsement, or recommendation by NBS.

List of Figures

Page

Figure 1	Lorenz ratio of beryllium	I- 5
Figure 2	Lorenz ratio of aluminum	I- 9
Figure 3	Lorenz ratio of aluminum alloys	I-11
Figure 4	Lorenz ratio of lead and tin	I-13
Figure 5	Lorenz ratio of gold	I-15
Figure 6	Lorenz ratio of gold-cobalt alloy	I-17
Figure 7	Lorenz ratio of silver	I-19
Figure 8	Lorenz ratio of copper	I-21
Figure 9	Lorenz ratio of copper alloys (German silver and brass)	I-24
Figure 10	Lorenz ratio of zinc and cadmium	I-26
Figure 11	Lorenz ratio of scandium and yttrium	I-28
Figure 12	Lorenz ratio of titanium, hafnium, and zirconium	I-30
Figure 13	Lorenz ratio of titanium alloys	I-32
Figure 14	Lorenz ratio of tungsten	I-34
Figure 15	Lorenz ratio of molybdenum	I-36
Figure 16	Lorenz ratio of chromium	I-38
Figure 17	Lorenz ratio of manganese and rhenium	I-40
Figure 18	Lorenz ratio of iron	I-43
Figure 19	Lorenz ratio of stainless and alloy steels	I-47
Figure 20	Lorenz ratio of carbon steels	I-49
Figure 21	Lorenz ratio of cobalt	I-51
Figure 22	Lorenz ratio of nickel	I-53
Figure 23	Lorenz ratio of nickel alloys	I-55
Figure 24	Lorenz ratio of platinum	I-57
Figure 25	Lorenz ratio of palladium	I-59

List of Tables

Page

Beryllium	I- 4
Magnesium	I- 6
Aluminum	I- 7
Aluminum Alloys	I-10
Lead and Tin	I-12
Gold	I-14
Gold Cobalt Alloy	I-16
Silver	I-18
Copper	I-20
Copper Alloys (German Silver and Brass)	I-22
Zinc and Cadmium	I-25
Scandium and Yttrium	I-27
Titanium, Hafnium, and Zirconium	I-29
Titanium Alloys	I-31
Tungsten	I-33
Molybdenum	I-35
Chromium	I-37
Manganese and Rhenium	I-39
Iron	I-41
Stainless and Alloy Steels	I-44
Carbon Steels	I-48
Cobalt	I-50
Nickel	I-52
Nickel Alloys	I-54
Platinum	I-56
Palladium	I-58

Beryllium

CURVE	INVESTIGATOR(S) (YEAR)	SPECIMEN SOURCE AND COMPOSITION (%)	MISCELLANEOUS SPECIMEN CHARACTERIZATION - REMARKS
RHP	Hurt, Weitzel, and Powell (1971)	Be (98.7), Be O (1.18), Al (0.044), Ni (0.014), Mn (0.005)	Neutron irradiated and room temperature annealed, RRR = 3.03, Rockwell hardness = C-12, Grain size = 0.03 mm, axis of specimen is perpendicular to Pressing axis, uncertainty = 2.5%
L	Lewis (1955)	Beryllium Company of America Be (99.5) Commercially Pure	Annealed at 700°C, RRR = 4
PHS (H)	Powell, Hamlin, and Gibson (1960)	Los Alamos Scientific Laboratory Be (98.7), Be O (1.2), Al (0.056), Si (0.035), Ni (0.016), Mn (0.010)	RRR = 6.01, Uncertainty = 6%, axis of specimen parallel to pressing axis
PHS (L)	Powell, Hamlin, and Gibson (1960)	Los Alamos Scientific Laboratory Be (98.7), Be O (1.18), Al (0.044), Ni (0.014), Mn (0.005)	RRR = 4.25, Same specimen used by Hurt, Weitzel, and Powell (1971)
W1 (1)	White and Woods (1955)	Beryllium Brush Company Be, Mg (0.2)	RRR = 4, Data taken from small graph
W1 (2)	White and Woods (1955)	A.D. MacIroy (Spectrographic) Be, Mg (0.1), trace of iron	RRR = 4, Data taken from small graph

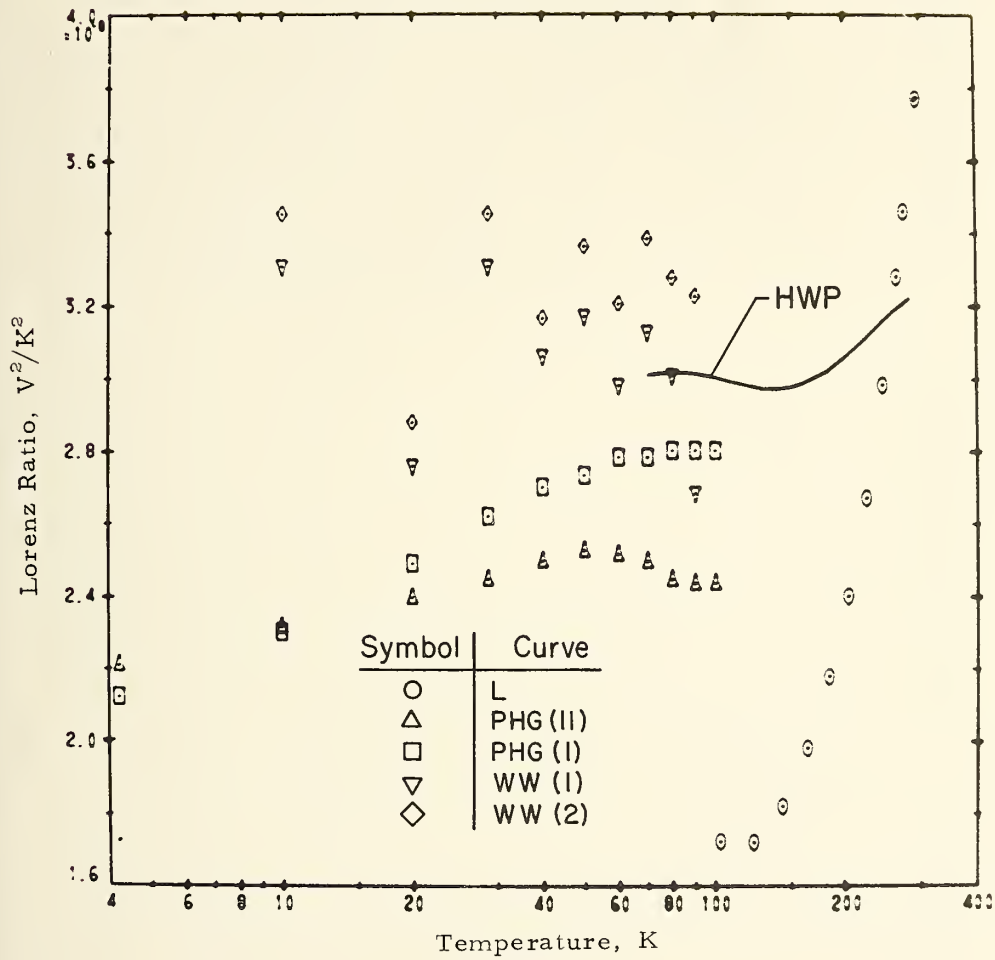


Figure 1. Lorenz ratio of beryllium

Magnesium

CURVE	INVESTIGATOR(S) (YEAR)	SPECIMEN SOURCE AND COMPOSITION (%)	MISCELLANEOUS SPECIMEN CHARACTERIZATION - REMARKS
	<p>Aters, Spahr, and Webster (1955)</p> <p>Staebler (1959), Same data in Murnaghan (1961)</p>	<p>Mg, Mn (0.04)</p> <p>Mg, Si (0.7)</p> <p>Mg, Mn (0.8)</p> <p>Mg, Mn (0.5)</p>	<p>$L = 2.64 \times 10^{-8} \text{ } \nu^2 / K^2$ from 1.4 to 5 K</p> <p>$L = 1.12 \times 10^{-8} \text{ } \nu^2 / K^2$ at 87 K</p> <p>$L = 2.88 \times 10^{-8} \text{ } \nu^2 / K^2$ at 273 K</p> <p>$L = 2.18 \times 10^{-8} \text{ } \nu^2 / K^2$ at 87 K</p> <p>$L = 3.24 \times 10^{-8} \text{ } \nu^2 / K^2$ at 273 K</p> <p>$L = 1.64 \times 10^{-8} \text{ } \nu^2 / K^2$ at 87 K</p> <p>$L = 3.08 \times 10^{-8} \text{ } \nu^2 / K^2$ at 273 K</p>

Aluminum

CURVE	INVESTIGATOR(S) (YEAR)	SPECIMEN SOURCE AND COMPOSITION (%)	MISCELLANEOUS SPECIMEN CHARACTERIZATION - REMARKS
AMS	Amundsen, Nyhre, and Salter (1972)	Pure single crystal of Aluminum, Zone refined	RRR = 210, uncertainty = 2%
ANS	Amundsen, Nyhre, and Salter (1972)	Pure single crystal of Aluminum, Zone refined	RRR = 2250, uncertainty = 2%
ANS	Amundsen, Nyhre, and Salter (1972)	Pure single crystal of Aluminum, Zone refined	RRR = 3490, uncertainty = 2%
ANS	Andrews, Webber, and Spohr (1951)	Aluminum Company of America Al (99.995), Mg (0.001), Si (0.001), Fe (0.0004), Cu (0.0004), Mn (0.0004) single crystal	RRR = 840, uncertainty = 2% L = $2.21 \times 10^{-3} \text{ V}^2/\text{K}^2$ at 4.2 K L = $1.55 \times 10^{-3} \text{ V}^2/\text{K}^2$ at 14.5 K
ANS	Andrews, Webber, and Spohr (1951)	Aluminum Company of America Al (99.996), Mg (0.001), Si (0.001), Fe (0.0004), Cu (0.0004), Mn (0.0004) single crystal	RRR = 675, uncertainty = 2%
ANS	Andrews, Webber, and Spohr (1951)	Johnson and Matthey Al (99.995), Mg (0.002), Si (<0.001), Fe (<0.0005), Cu (<0.0005), Mn (Faint trace) polycrystal	RRR = 476, uncertainty = 2%
FRW	Fenton, Rogers, and Woods (1963)	Consolidated Mining and Smelting Company Al (99.99999)	Acid etched, 550°C in air for 10 minutes RRR = 2770, uncertainty = 1.55% Data read from small rough
FRW	Fenton, Rogers, and Woods (1963)	Consolidated Mining and Smelting Company Al (99.99995)	Acid etched, 555°C in air for 10 minutes RRR = 1.275, uncertainty = 1.7%
		Recrystallized Aluminum (Specimen 3)	Data read from small rough
	Brunelien and Goens (1927)	Aluminum, 2.5 hours at 300°C in vacuum, Specimen 1	L = $1.77 \times 10^{-3} \text{ V}^2/\text{K}^2$ at 21.2 K L = $1.42 \times 10^{-3} \text{ V}^2/\text{K}^2$ at 33.2 K
	Brunelien and Goens (1927)	Aluminum, 2500 h in vacuum, specimen AL100	L = $1.77 \times 10^{-3} \text{ V}^2/\text{K}^2$ at 21.2 K L = $1.27 \times 10^{-3} \text{ V}^2/\text{K}^2$ at 33.2 K
	Brunelien and Goens (1927)	Aluminum, specimen 101	L = $2.18 \times 10^{-3} \text{ V}^2/\text{K}^2$ at 21.2 K L = $1.47 \times 10^{-3} \text{ V}^2/\text{K}^2$ at 33.2 K
	Brunelien and Goens (1927)		L = $2.20 \times 10^{-3} \text{ V}^2/\text{K}^2$ at 21.2 K L = $1.55 \times 10^{-3} \text{ V}^2/\text{K}^2$ at 33.2 K

Aluminum (Cont.)

CURVE	INVESTIGATOR(S) (YEAR)	SPECIMEN SOURCE AND COMPOSITION (%)	MISCELLANEOUS SPECIMEN CHARACTERIZATION - REMARKS
L	Grumisen and Goens (1927) Lees (1909)	Aluminum, specimen 21 Johnson and Matthey Company Al (99)	L = $2.20 \times 10^{-8} \text{ V}^2/\text{K}^2$ at 21.2 K L = $1.66 \times 10^{-8} \text{ V}^2/\text{K}^2$ at 83.2 K Density = 2.70 g/cm ³ at 20°C
WOB	Moore, McElroy, and Barwood (1966)	Reynolds Aluminum Company Al (99.999)	RRR = 990, uncertainty = 2%
FPR (sc)	Powell, Hall, and Roder (1960)	Johnson - Matthey Company Al (99.9997) single crystal	2 hours at 400°C in vacuum, (cool) 6" from axis of rod. RRR = 100
FPR (1100-0)	Powell, Hall, and Roder (1960)	Aluminum Company of America Al (commercial purity 1100-0); Si (0.13); Cu, Fe, Mg, V (0.1); Cr (0.02); Pb, Mn, Sn, Ti (0.01); Ca, Zn (0.001)	1 hour at 350°C in vacuum, RRR = 12, Hardness (DPH) = 22, grain size = 0.024 x 0.008 mm (long.), grain size = 0.012 mm (trans.)
FTW	Powell, Dye, and Woodman (1965) Stuebler (1929)	Al (99.9993) Aluminum	L = $2.075 \times 10^{-8} \text{ V}^2/\text{K}^2$ at 89 K L = $2.233 \times 10^{-8} \text{ V}^2/\text{K}^2$ at 273 K
	Milnes and Powell (1968)	Advanced Research Materials Al (99.9999), Cu (0.5 PPM), Si (0.5 PPM), Mg (0.1 PPM)	As received Density = 2.698 g/cm^3 at 23°C Data read from a small graph

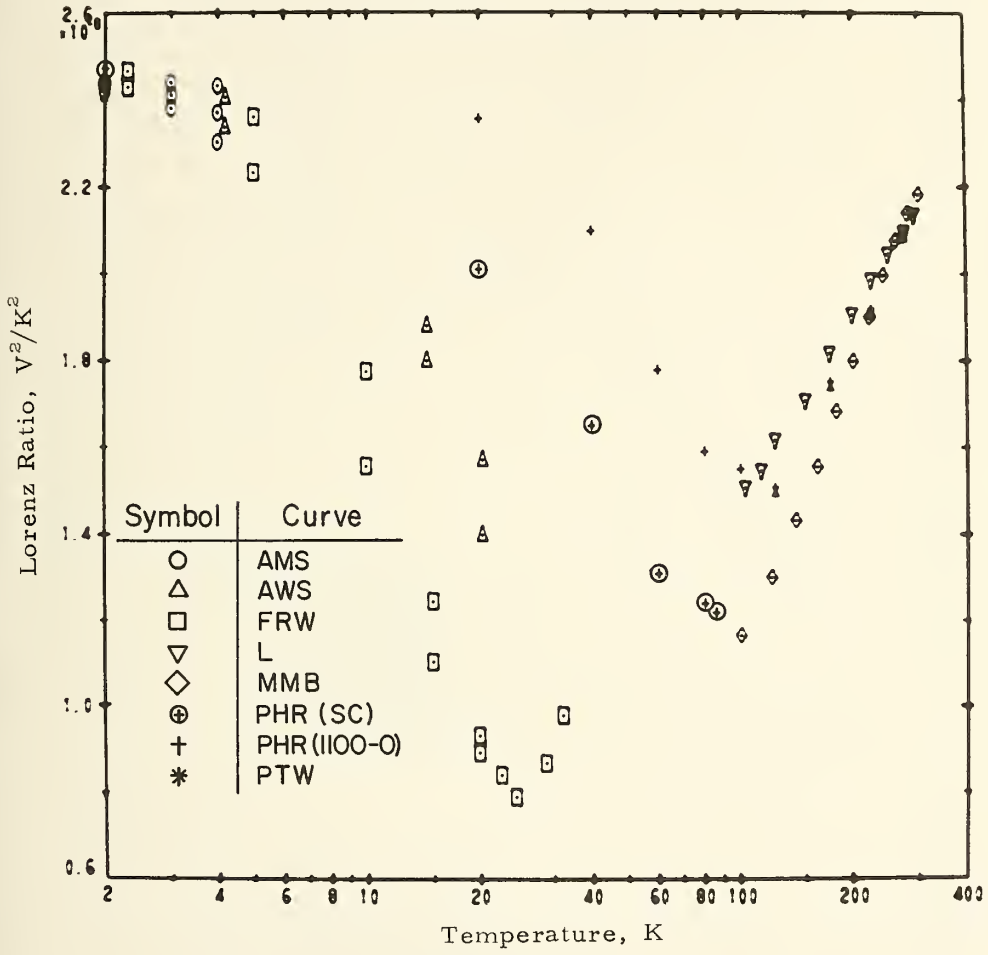


Figure 2. Lorenz ratio of aluminum

Aluminum Alloys

CURVE	INVESTIGATOR(S) (YEAR)	SPECIMEN SOURCE AND COMPOSITION (%)	MISCELLANEOUS SPECIMEN CHARACTERIZATION - REMARKS
BS (706)	Hust and Sparks (1971c)	Al 2024 Cu (4.1), Mg (1.4), Mn (0.5), Fe (0.2), Si (0.1), Zn (0.1), Al (bal.)	706 heat condition, RRR = 2.6, Density = 2.768 g/cm ³ , grain size = 0.025mm Rockwell hardness = B83
HS (Ann.)	Hust and Sparks (1971c)	Al 2024 Cu (4.1), Mg (1.4), Mn (0.5), Fe (0.2), Si (0.1), Zn (0.1), Al (bal.)	Full anneal condition, in vacuum, 1 hour at 427°C, 6 hours at 232°C, grain size = 0.035 mm, Rockwell hardness = B86, Density = 2.768 g/cm ³
HPF	Hust, Weitzel, and Powell (1971) Hust and Powell (1968) Hust, Powell, and Weitzel (1969)	Al 7039 Al (93), Zn(3.6), Mg(2.55), Mn (0.23), Cr(0.20); Fe,Cu, Si, Ti, Bi (<0.1)	RRR = 2.6, Rockwell hardness = B75, grain size = 0.005 x 0.05 mm uncertainty = ±4
FHR (5063)	Powell, Hall, and Roder (1960)	Al 5063 - T5 Al (98.8), Mg (0.65), Si (0.38); Cu, Fe, Mn (0.1); Cr, Cu, Ti, V, Zn (0.01); Ca, Pb (0.001)	RRR = 10, DP hardness = 30, grain size = 0.05 mm
FHR (5154)	Powell, Hall, and Roder (1960)	Al 5154 - 0 Al (96), Mg (3.22), Cr (0.21); Cu, Fe, Mn, Si (0.1); Ti, V, Zn, Zr (0.01); Cu, Pb (0.001)	RRR = 2.5, DP Hardness = 35, grain size = 0.034
FHR (5086)	Powell, Hall, and Roder (1960)	Al 5086 - F Al (95), Mg (4.10), Mn (0.51), Fe (0.28); Cr, Si, Zn (0.1); Cu (0.07), Ti (0.02)	RRR = 1.0, DP Hardness = 28, grain size = 0.07 x 0.02 mm
FHR (5092)	Powell, Hall, and Roder (1960)	Al 5092 - 0 Al (97), Mg (2.46), Cr (0.22); Cu, Ga, Fe, Mn, Si, Zn (0.1); Ti, V (0.01); Al, Zr (0.001)	RRR = 2.5, DP Hardness = 28, grain size = 0.03 mm
FHR (5084)	Powell, Hall, and Roder (1960)	Al 2024 - T4 Al, Cu(4.93), Mg(1.70); Cu, Fe, Mn, Si, V, Zn(0.1); Cr(0.05); Sn, Ti(0.01); Ga, Ag, Zr(0.001)	RRR = 1.9, DP Hardness = 66, grain size = 0.06 mm

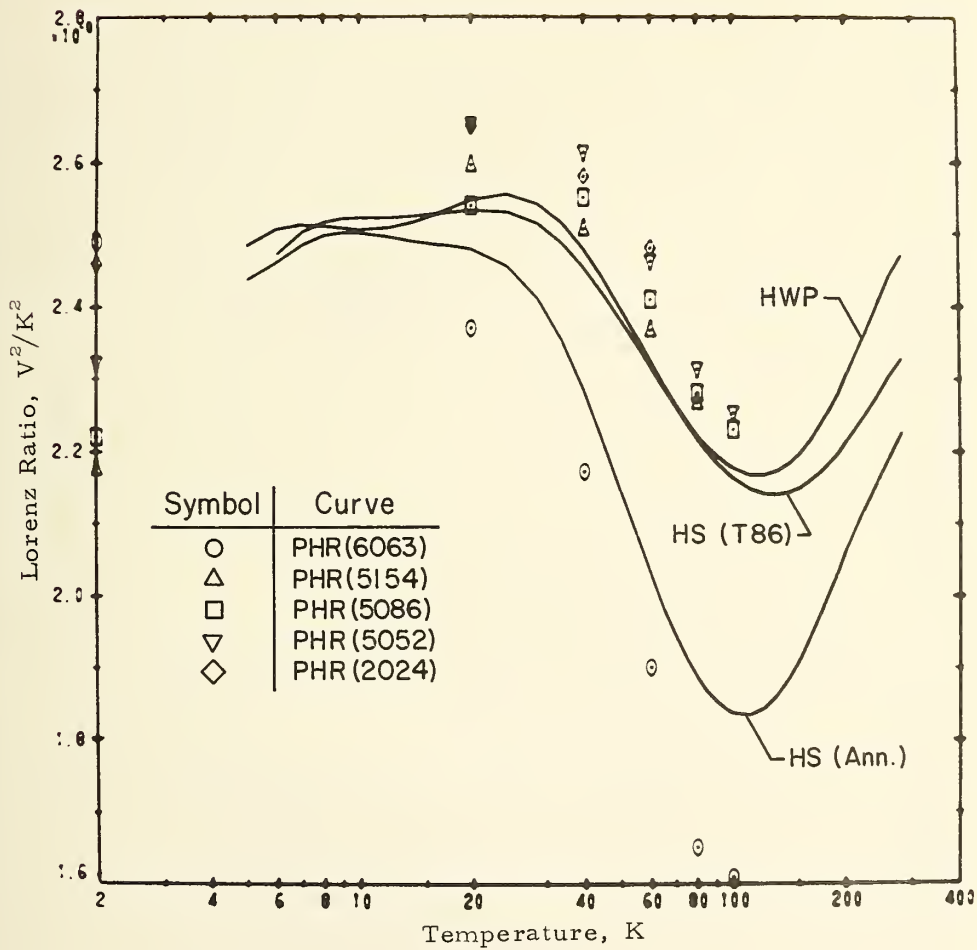


Figure 3. Lorenz ratio of aluminum alloys

Lead and Tin

CURVE	INVESTIGATOR(S) (YEAR)	SPECIMEN SOURCE AND COMPOSITION (%)	MISCELLANEOUS SPECIMEN CHARACTERIZATION - REMARKS
L (Pb)	Leers (1903)	Bismutale Pure Pb	Density = 11.29 g/cm ³ at 25°C
L (Sn)	Leers (1903)	Kohlbeum Pure Sn	Density = 7.28 g/cm ³ at 21°C

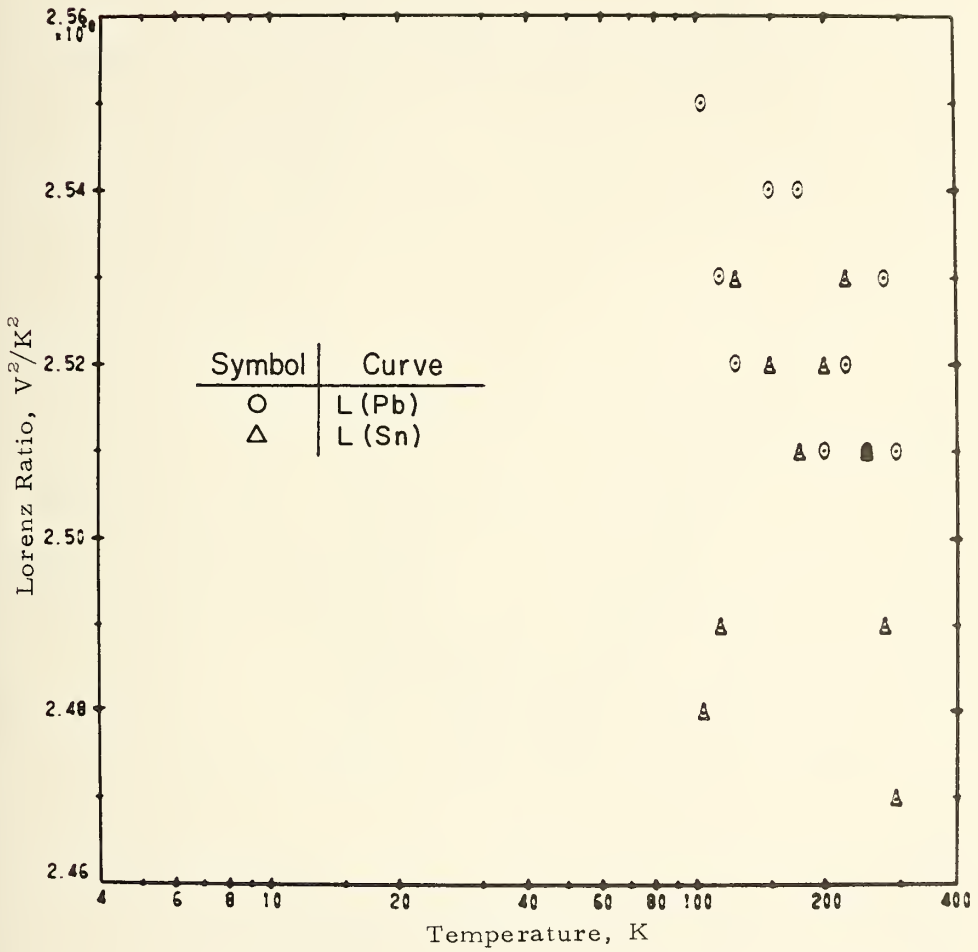


Figure 4. Lorenz ratio of lead and tin

Gold

CURVE	INVESTIGATOR(S) (YEAR)	SPECIMEN SOURCE AND COMPOSITION (%)	MISCELLANEOUS SPECIMEN CHARACTERIZATION - REMARKS
HS (1)	Grundisen and Goens (1927)	Au, single crystal, very pure, annealed, V. My/us	L = $1.05 \times 10^{-3} \text{ V}^2/\text{K}^2$ at 21.2 K L = $1.95 \times 10^{-3} \text{ V}^2/\text{K}^2$ at 83.2 K
	Grundisen and Goens (1927)	Au, single crystal, very pure, unannealed, Describe	L = $1.16 \times 10^{-3} \text{ V}^2/\text{K}^2$ at 21.2 K L = $1.99 \times 10^{-3} \text{ V}^2/\text{K}^2$ at 83.2 K
	Grundisen and Goens (1927)	Au, single crystal, Describe, 5.5 hours at 300°C	L = $1.08 \times 10^{-3} \text{ V}^2/\text{K}^2$ at 21.2 K L = $1.95 \times 10^{-3} \text{ V}^2/\text{K}^2$ at 83.2 K
	Grundisen and Goens (1927)	Au, technically pure, untempered, Silberchefsäamental	L = $1.95 \times 10^{-3} \text{ V}^2/\text{K}^2$ at 21.2 K L = $3.09 \times 10^{-3} \text{ V}^2/\text{K}^2$ at 83.2 K
	Grundisen and Goens (1927)	Au, technically pure, Describe, 3 hours at 300°C	L = $1.65 \times 10^{-3} \text{ V}^2/\text{K}^2$ at 21.2 K L = $2.05 \times 10^{-3} \text{ V}^2/\text{K}^2$ at 83.2 K
	Grundisen and Goens (1927)	Au, untempered, very impure, Describe	L = $3.06 \times 10^{-3} \text{ V}^2/\text{K}^2$ at 21.2 K L = $2.60 \times 10^{-3} \text{ V}^2/\text{K}^2$ at 83.2 K
	Hust and Sparks (1971)	AGARD, Au (99.992) Sawed and unannealed (20% reduction in area)	Density = 19.28 g/cm^3 , DP Hardness = 59, grain size = $0.004 \text{ }\mu\text{m}$, RRR = 90
	Hust and Sparks (1971)	Same specimen after 7% reduction in area	Density and DP Hardness are the same, grain size = $0.009 \text{ }\mu\text{m}$, RRR = 57
	Hust and Sparks (1971)	Same specimen annealed for 2 hours at 600°C in a vacuum	Density = 19.28 g/cm^3 , DP Hardness = 29, grain size = $0.013 \text{ }\mu\text{m}$, RRR = 289
	Kummluk (1931)	Herneus Au (99.99)	Uncertainty = 5% L = $2.39 \times 10^{-3} \text{ V}^2/\text{K}^2$ at 273 K

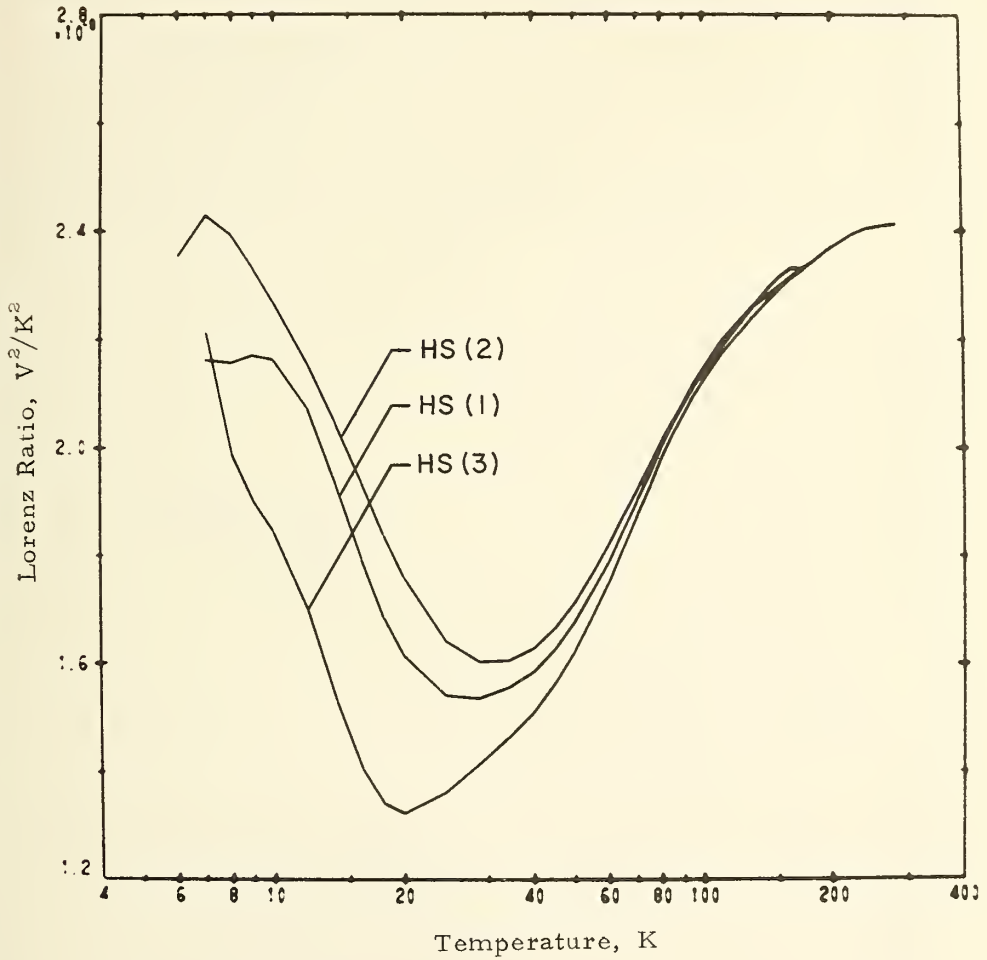


Figure 5. Lorenz ratio of gold

Gold Cobalt Alloy

CURVE	INVESTIGATOR(S) (YEAR)	SPECIMEN SOURCE AND COMPOSITION (%)	MISCELLANEOUS SPECIMEN CHARACTERIZATION - REMARKS
<p>FBG</p>	<p>Powell, Bunch, and Gibson (1950)</p>	<p>Sigmond Cooh Corporation Hard Arsen Au-2.1% Co thermocouple wire</p>	

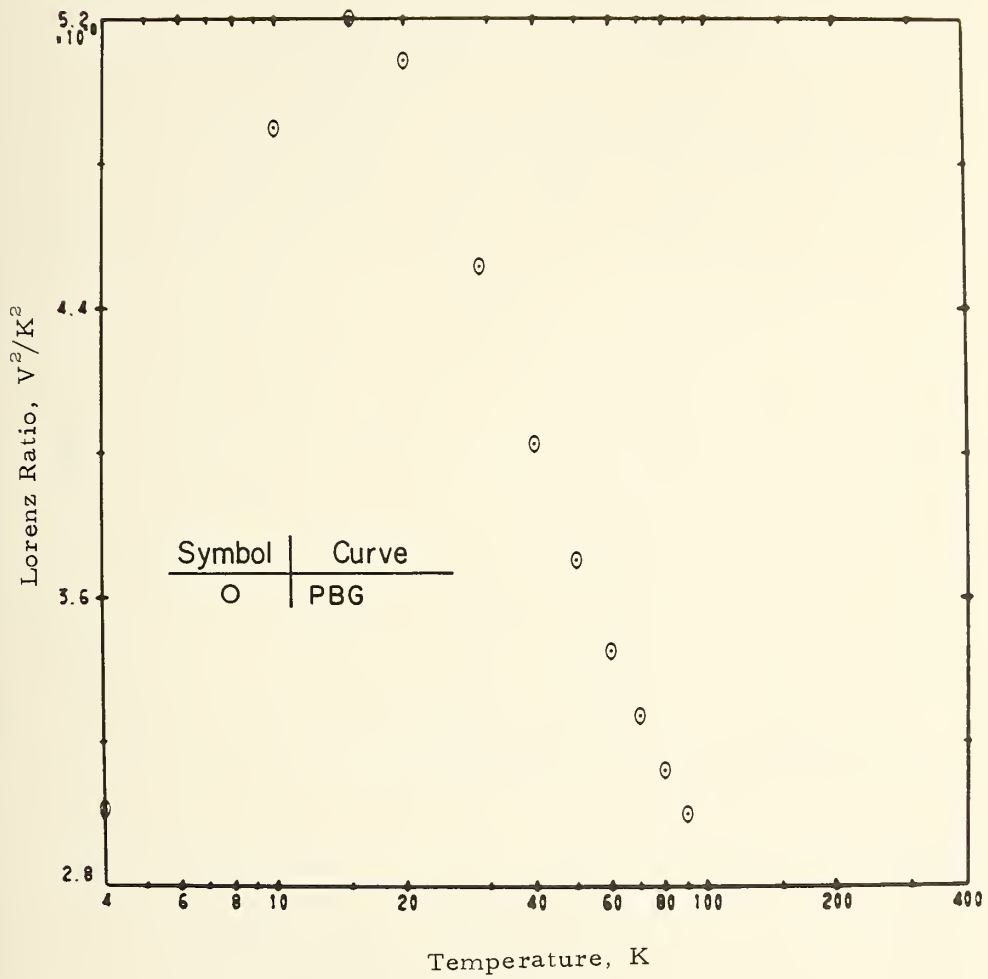


Figure 6. Lorenz ratio of gold-cobalt alloy

Silver

CURVE	INVESTIGATOR(S) (YEAR)	SPECIMEN SOURCE AND COMPOSITION (%)	MISCELLANEOUS SPECIMEN CHARACTERIZATION - REMARKS
FRW (1)	Fenton, Rogers, and Wood (1963)	Engelhard Pure Ag (specimen 1)	3 hours at 850°C in vacuum, RRR = 1800
FRW (2)	Fenton, Rogers, and Woods (1963)	Engelhard Pure Ag (specimen 2)	3 hours at 850°C in vacuum, RRR = 2200
K (1)	Kammlak (1933)	Hilger, Ltd. Ag	Drawn
K (2)	Kammlak (1933)	Ag	same specimen with 500°C anneal
	Kammlak (1931)	Ag (Commercially Pure, electrolytic)	L = $2.32 \times 10^{-6} \text{ V}^2/\text{K}^2$ at 273 K
	Kammlak (1931)	Ag (Spectrographic purity - contaminated)	L = $2.41 \times 10^{-6} \text{ V}^2/\text{K}^2$ at 273 K
L	Teas (1908)	Johnson - Matthey Company Ag (99.9)	Density = 10.47 at 21°C
MW	Malm and Woods (1966)	Consolidated Mining and Smelting Company of Canada Ag (99.999)	4 hours at 750°C in vacuum, RRR = 1030
MW	Malm and Woods (1966)	Johnson - Matthey Company Mg (99.9999)	4 hours at 750°C in vacuum
MW	Malm and Woods (1966)	Ag + Mg (0.005)	4 hours at 750°C in vacuum
MW	Malm and Woods (1966)	Ag + Mg (0.067)	4 hours at 750°C in vacuum
MW	Malm and Woods (1966)	Ag + Mg (0.11)	4 hours at 750°C in vacuum
MW	Malm and Woods (1966)	Ag + Mg (0.31)	4 hours at 750°C in vacuum

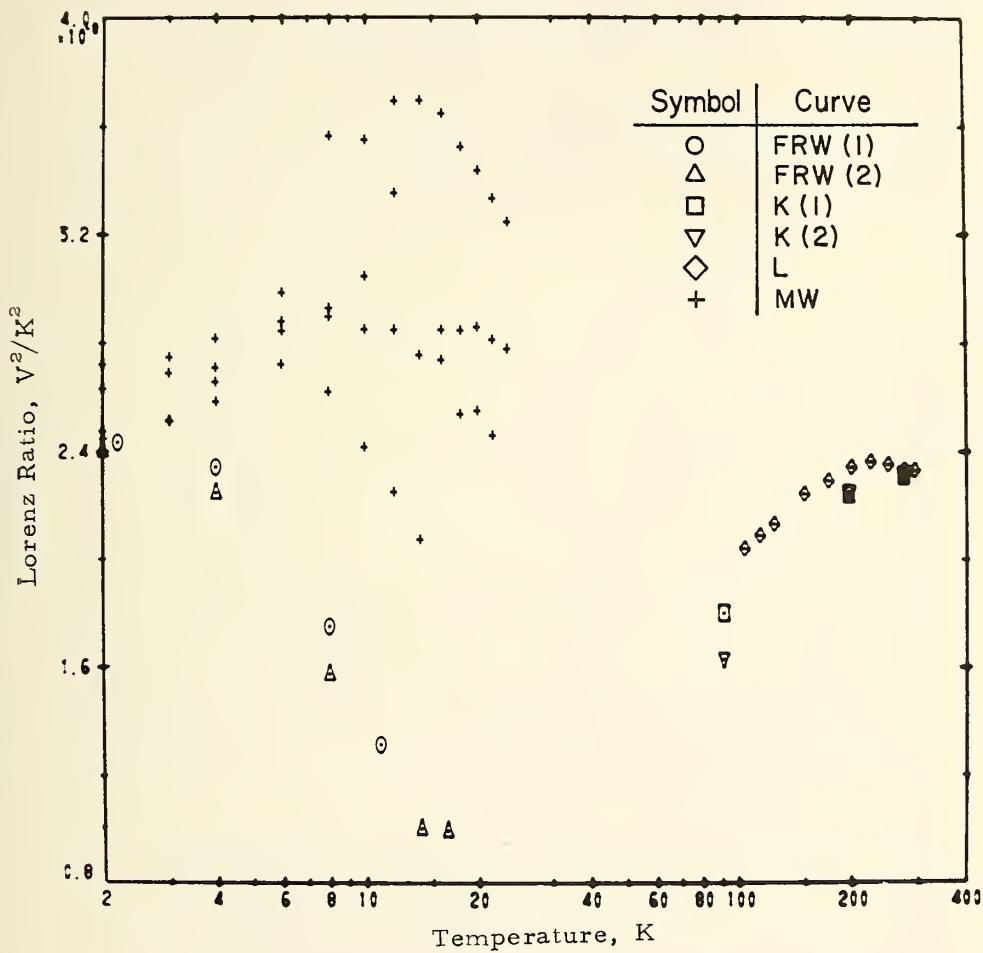


Figure 7. Lorenz ratio of silver

Copper

CURVE	INVESTIGATOR(S) (YEAR)	SPECIMEN SOURCE AND COMPOSITION (%)	MISCELLANEOUS SPECIMEN CHARACTERIZATION - REMARKS
	Allen and Mendosa (1947)	Johnson - Matheny Company Cu (99.99); Ag, Ni, Pb (0.003)	L = $3.3 \times 10^{-8} \text{ V}^2/\text{K}^2$ from 2 to 4 K
	Aoyama (1940)	Electrolytic Cu	L = $1.649 \times 10^{-8} \text{ V}^2/\text{K}^2$ at 87.15 K
	Gruneisen and Goens (1927)	Cu	An extensive series of coppers in various states of anneal and chemical impurity was measured at 21.2 K and 83.2 K. Values of L varied from 0.77×10^{-8} to $2.03 \times 10^{-8} \text{ V}^2/\text{K}^2$ at 21.2 K and from 1.56×10^{-8} to $1.62 \times 10^{-8} \text{ V}^2/\text{K}^2$ at 83.2 K
	Kemp, Klemens, and Tainsh (1959b)	Cu (99.95), As (0.35), P (0.05) Specimen 0	Prolonged anneal at 450°C, RRR = 1.6
	Kemp, Klemens, and Tainsh (1959b)	Cu (99.95), As (0.35), P (0.05) Specimen 1	L = $3.23 \times 10^{-8} \text{ V}^2/\text{K}^2$ at 4.2 K L = $3.16 \times 10^{-8} \text{ V}^2/\text{K}^2$ at 90 K
	Kemp, Klemens, and Tainsh (1959b)	Cu (99.95), As (0.35), P (0.05) Specimen 4	same as specimen 0 but deformed, RRR = 1.6 L = $2.38 \times 10^{-8} \text{ V}^2/\text{K}^2$ at 4.2 K L = $2.97 \times 10^{-8} \text{ V}^2/\text{K}^2$ at 90 K
L	Lees (1908)	Soft drawn high conductivity Cu	same as 1 but reannealed at 450°C, RRR = 1.6 L = $2.64 \times 10^{-8} \text{ V}^2/\text{K}^2$ at 4.2 K L = $3.20 \times 10^{-8} \text{ V}^2/\text{K}^2$ at 90 K
MNG	Moore, McElroy, and Graves (1967)	National Research Council, Ottawa Cu (99.999)	Density = 8.94 g/cm^3 at 23 °C RRR = 900, EP Hardness = 40, grain size = $0.574 \mu\text{m}$, uncertainty = 2%
PRH (CP)	Powell, Roder, and Ball (1959)	Central Research Laboratory of American Smelting and Refining Company Cu (99.999)	Cold drawn for 26% reduction in area - no post anneal RRR = 100, uncertainty = 2%
PRH (Ann)	Powell, Roder, and Ball (1959)	Central Research Laboratory of American Smelting and Refining Company Cu (99.999)	Annealed for 2 hours at 400°C in vacuum, RRR = 1530, uncertainty = 2%
WT	White, and Tainsh (1960)	American Smelting and Refining Company Cu (99.999), Fe (1 ppm), Sb (1ppm), Se (1ppm), Te (2ppm), As(2ppm).	Several hours at 530°C RRR = 2000

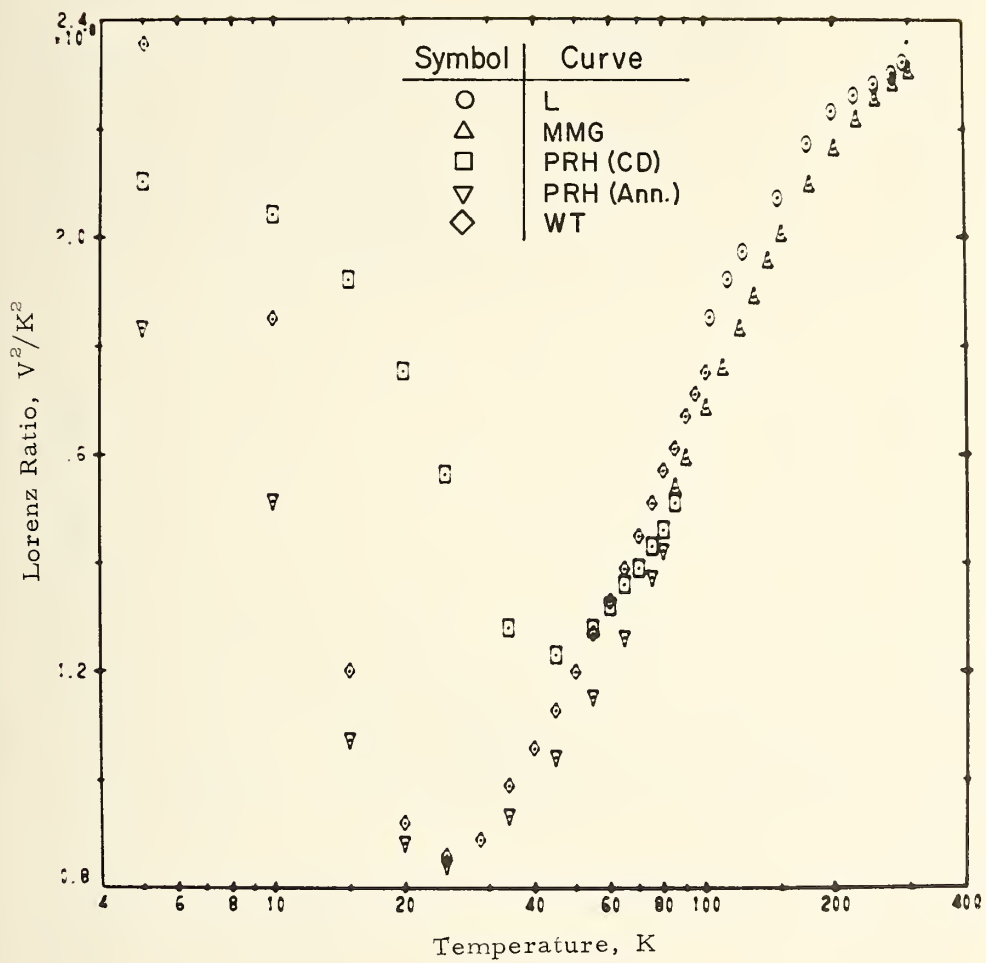


Figure 8. Lorenz ratio of copper

Copper Alloys (German Silver & Brass)

CURVE	INVESTIGATOR(S) (YEAR)	SPECIMEN SOURCE AND COMPOSITION (%)	MISCELLANEOUS SPECIMEN CHARACTERIZATION - REMARKS
AM	Allen and Mendoza (1947)	German Silver Cu(45.9), Zn(42.1), Ni(9.8), Fe(0.15), Mn(0.05)	Grain size = 0.02 mm
B (G-A)	Berman (1951)	German Silver Cu(47), Zn(41), Fe(3), Ni(9)	
B (con)	Berman (1951)	Constantan Cu(50), Ni(40)	
NS (SB)	Karveil and Schafer (1939)	German Silver Cu (40), Zn (41), Ni (13)	
NS (NS)	Karveil and Schafer (1939)	German Silver Cu (34), Ni (15), Zn (30)	
L (G-A)	Lees (1908)	Johnson - Mathies Company German Silver	Density = 8.67 g/cm ³ at 22°C
L (Pd)	Lees (1908)	Cu (62), Ni (15), Zn (22) Platinoid (similar to German Silver)	Density = 8.65 g/cm ³ at 22°C
	Kemp, Klemens, and Tainsh (1957)	Garrett, Davidson, and Mathies Company Cu (98), Zn (2)	4 hours at 850°C L = 2.59 x 10 ⁻⁸ V ² /K ² at 5 K L = 2.41 x 10 ⁻⁸ V ² /K ² at 90 K
	Kemp, Klemens, and Tainsh (1957)	Cu (95), Zn (5)	4 hours at 850°C L = 2.88 x 10 ⁻⁸ V ² /K ² at 5 K L = 2.69 x 10 ⁻⁸ V ² /K ² at 90 K
	Kemp, Klemens, and Tainsh (1957)	Cu (90), Zn (10)	4 hours at 850°C L = 2.72 x 10 ⁻⁸ V ² /K ² at 5 K L = 2.80 x 10 ⁻⁸ V ² /K ² at 90 K
	Kemp, Klemens, and Tainsh (1959)	Alpha brass, deformed Cu (68), Zn (32)	No anomaly, RRR = 1.58 L = 3.28 x 10 ⁻⁸ V ² /K ² at 4.2 K L = 2.61 x 10 ⁻⁸ V ² /K ² at 90 K

Copper Alloys (Cont.)

CURVE	INVESTIGATOR(S) (YEAR)	SPECIMEN SOURCE AND COMPOSITION (%)	MISCELLANEOUS SPECIMEN CHARACTERIZATION - REMARKS
	Kemp, Klemens, and Taitash (1959)	Alpha brass, deformed Cu (68), Zn (32), 290°C	<p>RRR = 1.64</p> <p>L = $3.00 \times 10^{-3} \text{ V}^2/\text{K}^2$ at 4,2 K</p> <p>L = $2.74 \times 10^{-8} \text{ V}^2/\text{K}^2$ at 90 K</p>
	Kemp, Klemens, and Taitash (1959)	Alpha brass, deformed Cu (68), Zn (32), 290°C	<p>RRR = 1.69</p> <p>L = $2.79 \times 10^{-3} \text{ V}^2/\text{K}^2$ at 4,2 K</p> <p>L = $2.67 \times 10^{-8} \text{ V}^2/\text{K}^2$ at 90 K</p>
	Kemp, Klemens, and Taitash (1959)	Alpha brass, deformed Cu (68), Zn (32), 400°C	<p>RRR = 1.72</p> <p>L = $3.49 \times 10^{-3} \text{ V}^2/\text{K}^2$ at 4,2 K</p> <p>L = $2.78 \times 10^{-8} \text{ V}^2/\text{K}^2$ at 90 K</p>
L	Lees (1908)	Brass Cu (70), Zn (30)	<p>Density = 8.44 at 22°C</p>

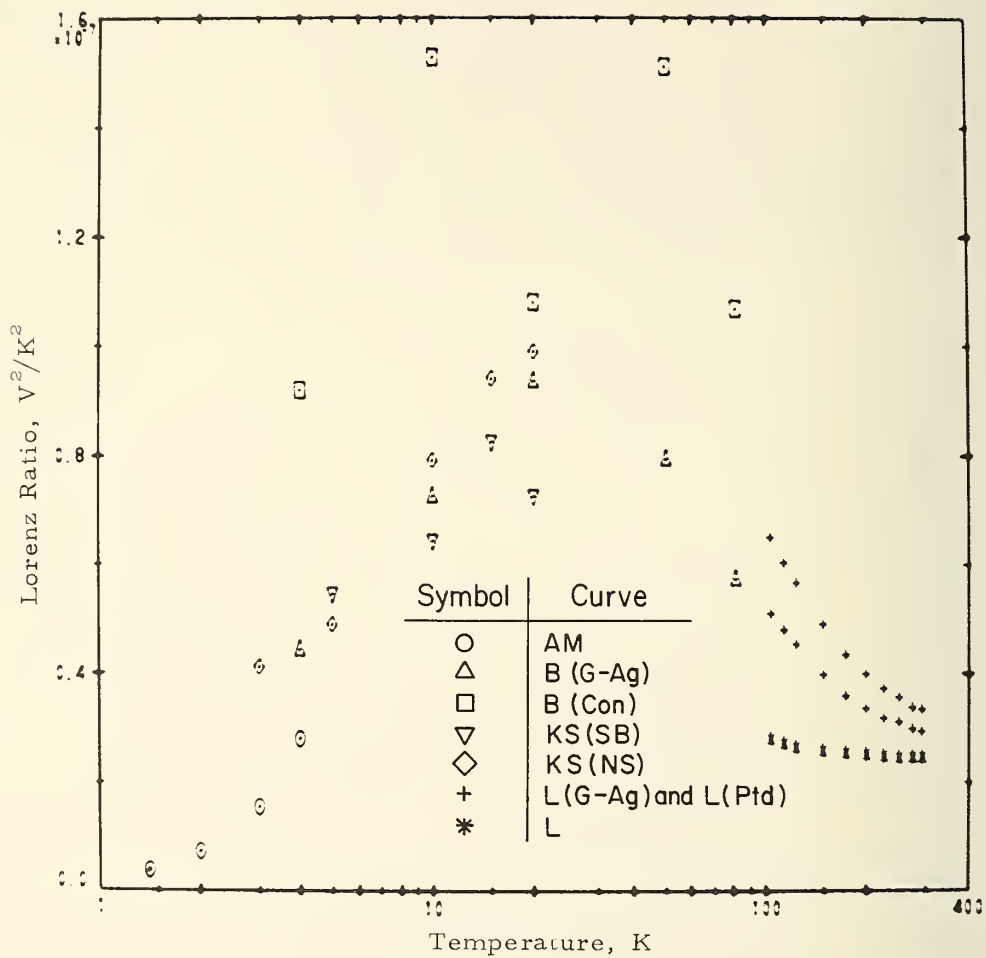


Figure 9. Lorenz ratio of copper alloys (German silver and brass)

Zinc and Cadmium

CURVE	INVESTIGATOR(S) (YEAR)	SPECIMEN SOURCE AND COMPOSITION (%)	MISCELLANEOUS SPECIMEN CHARACTERIZATION - REMARKS
02 (ZnI)	Gooss and Grunzeisen (1932)	Zn (pure)	Perpendicular to C axis
02 (ZnII)	Gooss and Grunzeisen (1932)	Zn (pure)	Parallel to C axis
I (Zn)	Lees (1908)	Zn (Pure, redistilled)	Density = 7.10 g/cm ³ at 21 °C
	Staubler (1929)	Zn	L = 2.51 x 10 ⁻⁸ V ² /K ² at 83.2 K L = 2.60 x 10 ⁻⁸ V ² /K ² at 273 K
02 (CdI)	Gooss and Grunzeisen (1932)	Cd (pure)	Parallel to C axis
02 (CdI)	Gooss and Grunzeisen (1932)	Cd (pure)	Perpendicular to C axis
I (Cd)	Lees (1908)	Cd (pure, redistilled)	Density = 8.64 g/cm ³ at 21 °C

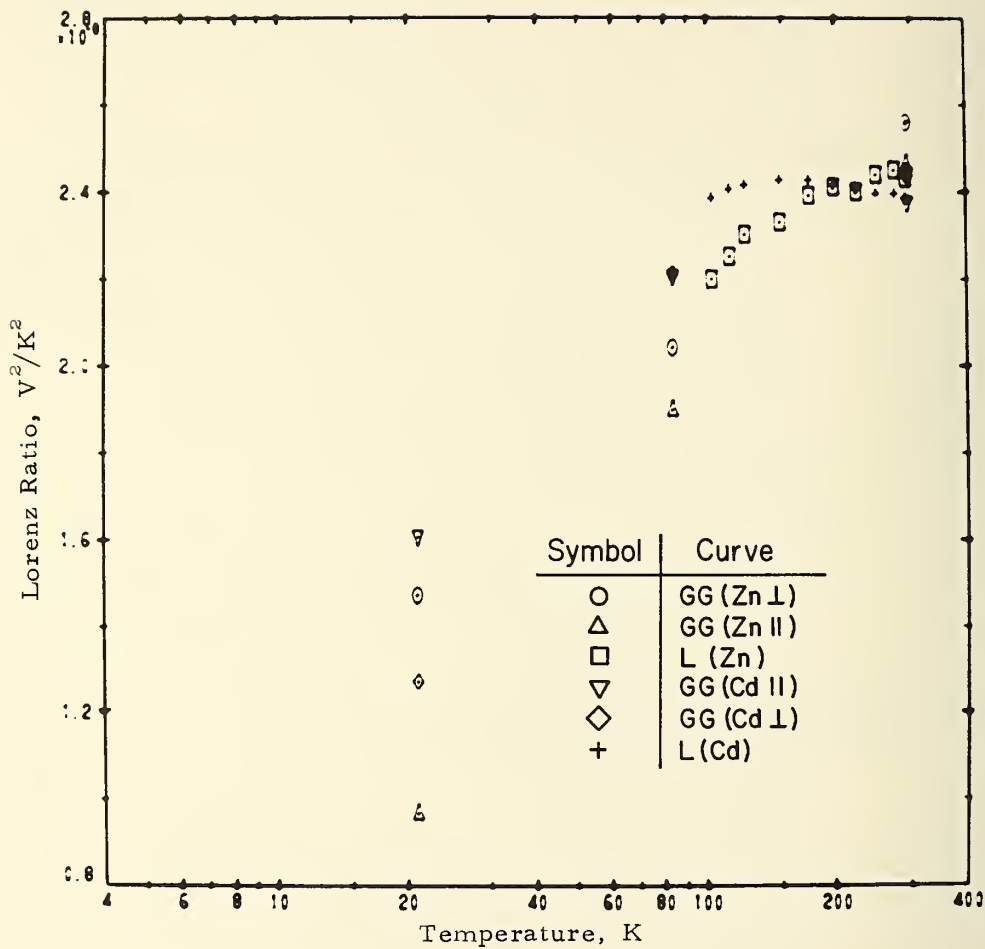


Figure 10. Lorenz ratio of zinc and cadmium

Scandium and Yttrium

CURVE	INVESTIGATOR(S) (YEAR)	SPECIMEN SOURCE AND COMPOSITION (%)	MISCELLANEOUS SPECIMEN CHARACTERIZATION - REMARKS
	Aliyev and Volkenshteyn (1965)	Sc (99.9)	RRR = 9.5 L = 2.96×10^{-5} v^2/λ^2 at 4.2 K
AC	Aliyev and Volkenshteyn (1965)	Y (99.9)	RRR = 7.3 L = 3.00×10^{-5} v^2/λ^2 at 4.2 K
	Arakjs and Colvin (1964) Powell and Tollife	Sc Johnson - Matthey Company, Ltd. Sc (high purity)	RRR = 4 Uncertainty = 5%
TCS (II)	Tumarkin, Chuprikov, and Shalyt (1965)	Y (99.7), Cu (0.002), Pb (0.001), O ₂ (0.15), Ga (0.01); Dy, H ₂ , Th, He (<0.001); N ₂ (0.12)	L = 2.70×10^{-5} v^2/λ^2 at 291 K Parallel to C axis RRR = 14
TCS (I)	Tumarkin, Chuprikov, and Shalyt (1965)	Y (99.7), Cu (0.002), Fe (0.001), O ₂ (0.15), Ga (0.01); Dy, H ₂ , Th, He (<0.001); H ₂ (0.12)	Perpendicular to C axis RRR = 9

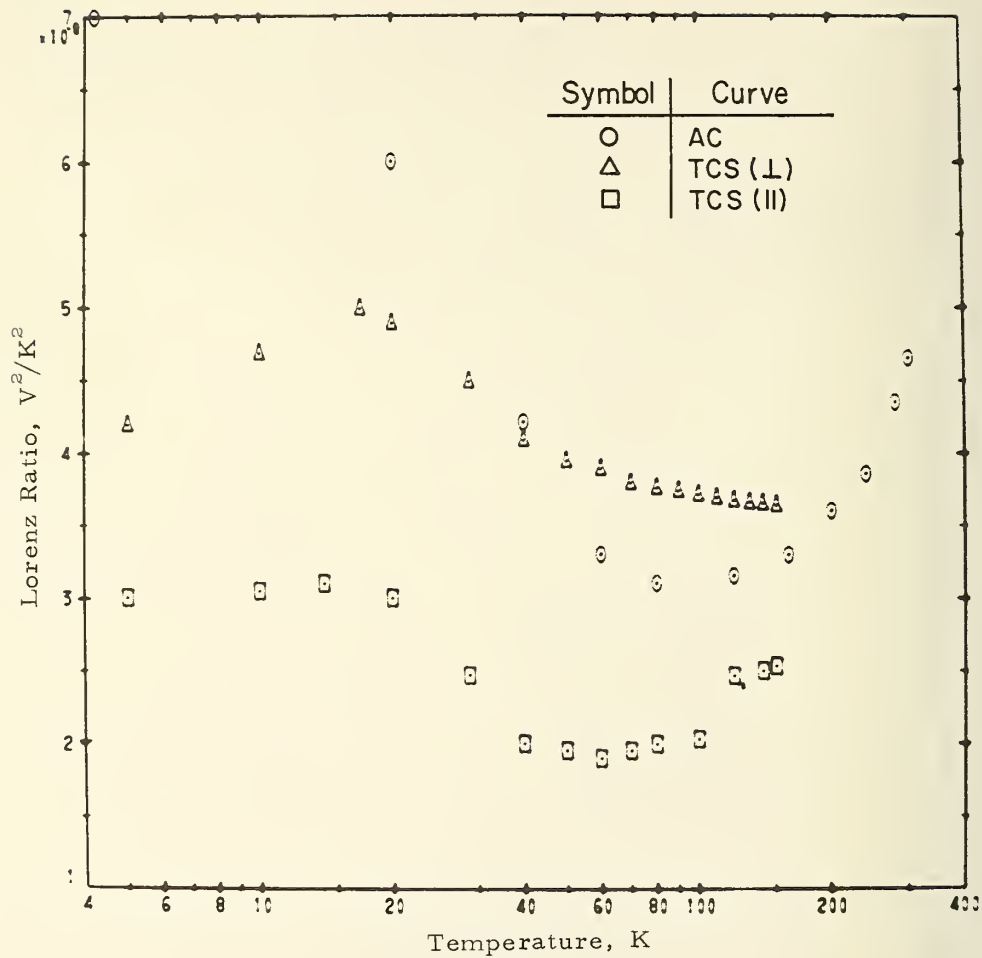


Figure 11. Lorenz ratio of scandium and yttrium

Titanium, Hafnium, and Zirconium

CURVE	INVESTIGATOR(S) (YEAR)	SPECIMEN SOURCE AND COMPOSITION (%)	MISCELLANEOUS SPECIMEN CHARACTERIZATION - REMARKS
EGW (Ti)	Kemp, Klemens, and White (1956)	Johnson - Matthey Company Ti (98)	5 hours at 950°C RRR = 2.4
EGW (Zr)	Kemp, Klemens, and White (1956)	Johnson - Matthey Company Zr (99.99)	5 hours at 950°C RRR = 2.9
NW (Hf)	Powell and Pyle (1961)	Ti (very high purity)	DP Hardness = 60
	White and Hooks (1957a)	Fosco Mineral Company Hf (99.3), Zr (0.7)	L = $3.21 \times 10^{-3} \text{ V}^2/\text{K}^2$ at 193 K RRR = 8

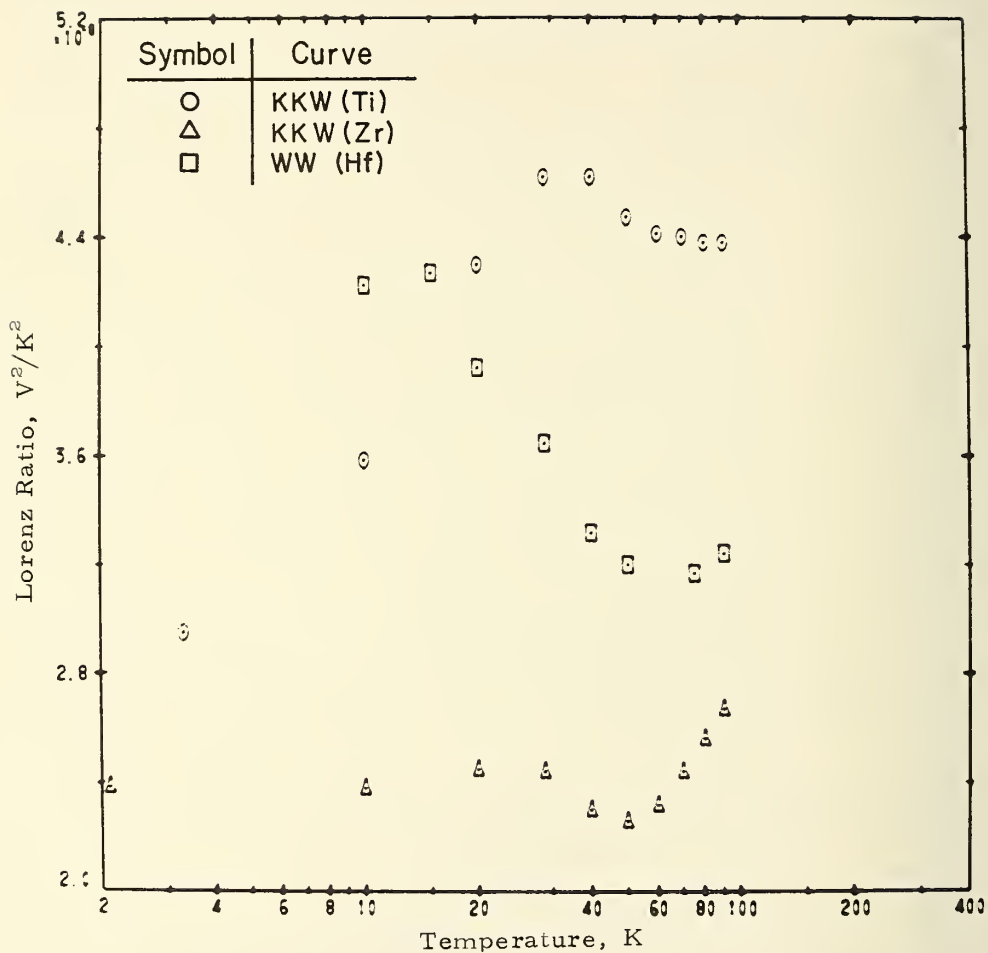


Figure 12. Lorenz ratio of titanium, hafnium, and zirconium

Titanium Alloys

CURVE	INVESTIGATOR(S) (YEAR)	SPECIMEN SOURCE AND COMPOSITION (%)	MISCELLANEOUS SPECIMEN CHARACTERIZATION - REMARKS
RPF	Hust, Weitzel, and Powell (1967) and (1971) Hust, Powell, and Weitzel (1969) Hust and Powell (1968)	Ti - All O AT (Ti 5Al 2.5Sn) Ti (91.5), Al (5.5), Sn(2.5), Fe (0.2), C,N, H,	Rockwell hardness = C55, grain size = 0.015 mm, annealed

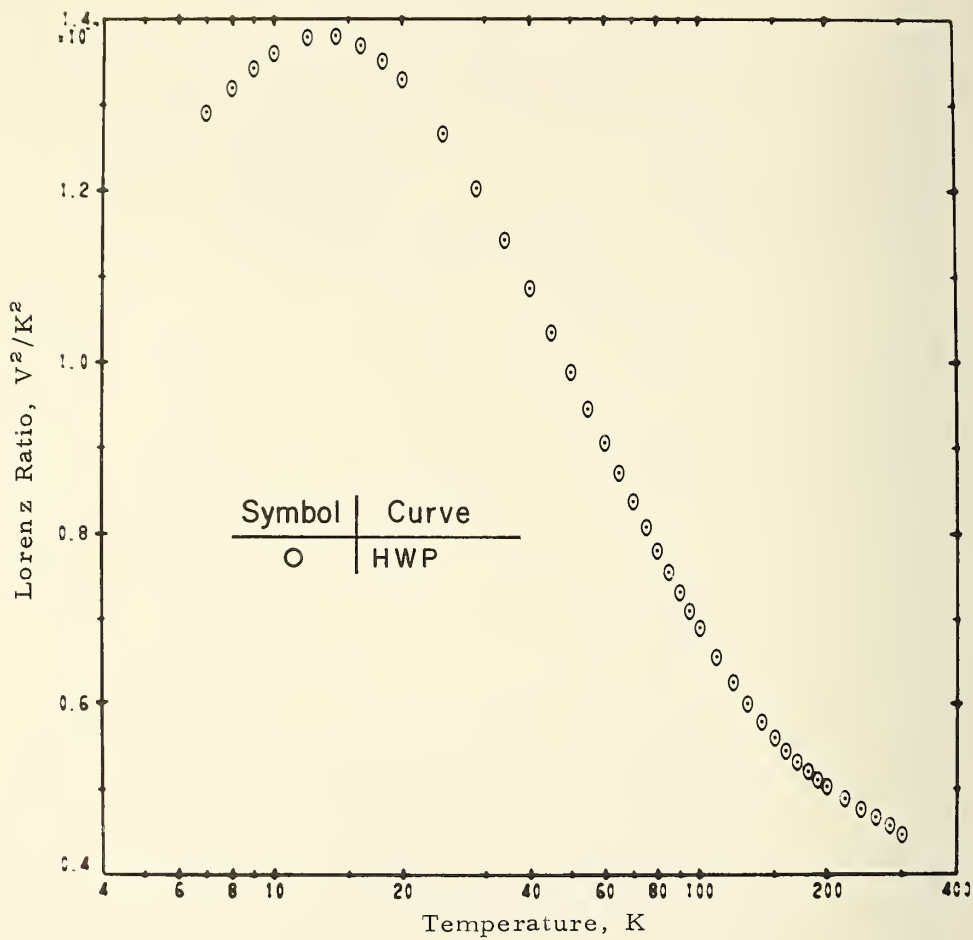


Figure 13. Lorenz ratio of titanium alloys

Tungsten

CURVE	INVESTIGATOR(S) (YEAR)	SPECIMEN SOURCE AND COMPOSITION (%)	MISCELLANEOUS SPECIMEN CHARACTERIZATION - REMARKS
B	Backlund (1957)	Johnson - Matthey Company, Ltd. W (Spectroscopically standardized)	RRR = 3.9 uncertainty = 1.5%
BD	DeFass and DeHolle (1938)	W	Single crystal (111) direction RRR = 100
	Gruneisen and Goens (1927)	W (very pure)	Single crystal L = $0.95 \times 10^{-8} \text{ } \psi^2/\text{K}^2$ at 21.2 K L = $1.9 \times 10^{-8} \text{ } \psi^2/\text{K}^2$ at 83.2 K
	Gruneisen and Goens (1927)	W (impure)	L = $2.26 \times 10^{-8} \text{ } \psi^2/\text{K}^2$ at 21.2 K L = $2.25 \times 10^{-8} \text{ } \psi^2/\text{K}^2$ at 83.2 K
	Kammluk (1931)	General Electric W (impure)	250°C anneal L = $3.58 \times 10^{-8} \text{ } \psi^2/\text{K}^2$ at 273 K
	Kammluk (1931)	General Electric W (impure)	1300°C anneal L = $3.44 \times 10^{-8} \text{ } \psi^2/\text{K}^2$ at 273 K
K	Kammluk (1933)	W (99.97); Co, Cr, In, O ₂ , Pt, Sn (0.001); S ₄ , Ta, V (0.01); Se (trace)	Single crystal (100) direction
K	Kammluk (1933)	W (99.97); Co, Cr, In, O ₂ , Pt, Sn (0.001); S ₄ , Ta, V (0.01); Se (trace)	Single crystal (111) direction
MB	Moore, McElroy, and Barisoni (1966)	ORNL Metals and Ceramics Division W (high purity)	RRR = 400, Density = 19.29 g/cm^3 uncertainty = 2%
MB	Moore, McElroy, and Barisoni (1966)	W (99.98)	RRR = 31.4, Density = 19.08
W	White and Woods (1976)	Johnson - Matthey, Ltd. W (99.99), Mo (0.01)	RRR = 181, annealed at 1350°C
WCB	Wagner, Garland, and Bowers (1971)	W (Zone Refined)	(111) direction, RRR = 9400
WCB	Wagner, Garland, and Bowers (1971)	W (Zone Refined)	(110) direction, RRR = 30,000
WCB	Wagner, Garland, and Bowers (1971)	W (Zone Refined)	(110) direction, RRR = 43,000
WCB	Wagner, Garland, and Bowers (1971)	W (Zone Refined)	(110) direction, RRR = 59,000
WCB	Wagner, Garland, and Bowers (1971)	W (Zone Refined)	(110) direction, RRR = 75,000
WCB	Wagner, Garland, and Bowers (1971)	W (Zone Refined)	(110) direction, RRR = 95,000

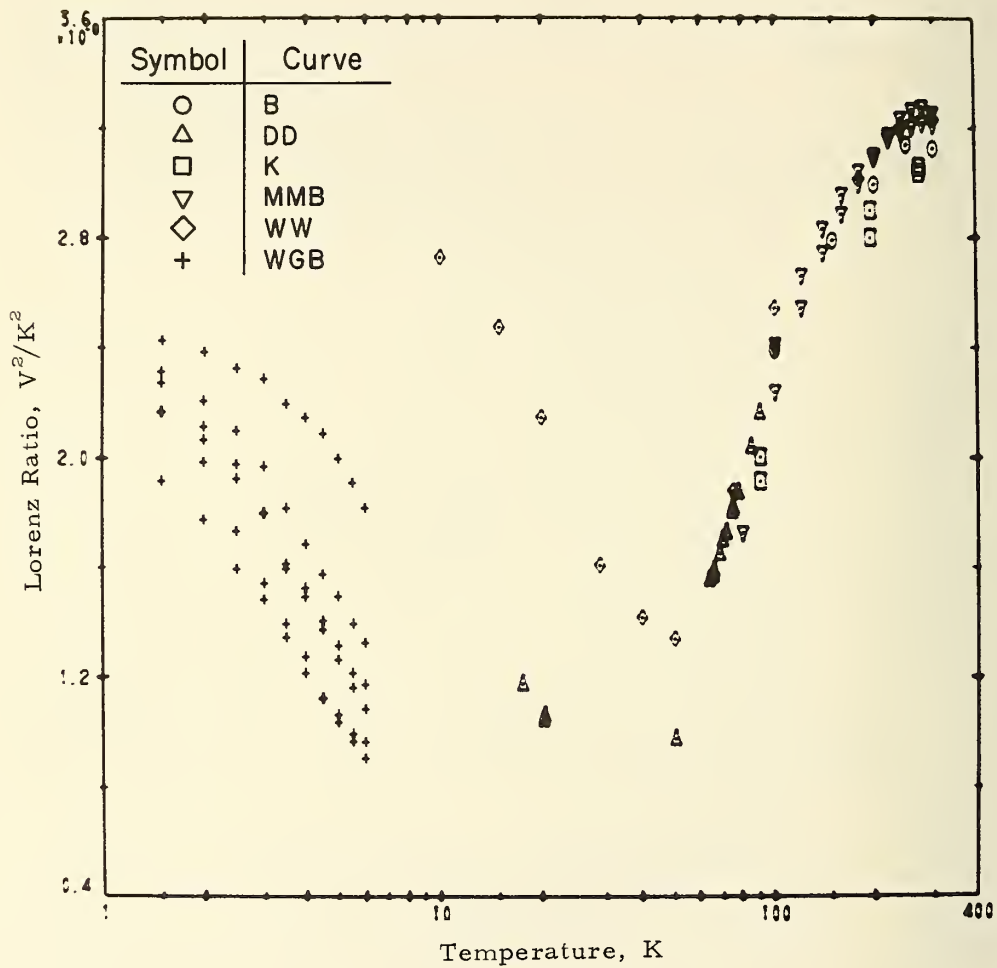


Figure 14. Lorenz ratio of tungsten

Molybdenum

CURVE	INVESTIGATOR(S) (YEAR)	SPECIMEN SOURCE AND COMPOSITION (%)	MISCELLANEOUS SPECIMEN CHARACTERIZATION - REMARKS
E	Becklund (1967)	Johnson - Matthey, Ltd. Mo (spectroscopically standardized)	RFR = 3.3, uncertainty = 1.5%
K (1)	Kannaluk (1933)	Mo (99.8); Al, Ge, W, V, Ti, Sn (0.01); Bi, Cd (0.05); C (Trace); Co, Cu, Pt, Rh (0.001)	
K (2)	Kannaluk (1933)	Mo (99.8); Al, Ge, W, V, Ti, Sn (0.01); Bi, Cd (0.05); C (Trace); Co, Cu, Pt, Rh (0.001)	Annealed at 220°C L = $2.6 \times 10^{-8} \text{ } \mu^2/\text{K}^2$ at 273 K
	Kannaluk (1931)	N.Y. Phillips (Holland) Mo (very pure)	Annealed at 900°C L = $2.67 \times 10^{-8} \text{ } \mu^2/\text{K}^2$ at 273 K
	Kannaluk (1931)	N.Y. Phillips (Holland) Mo (very pure)	Annealed at 220°C L = $2.03 \times 10^{-8} \text{ } \mu^2/\text{K}^2$ at 273 K
	Kannaluk (1931)	General Electric Mo (Less pure)	

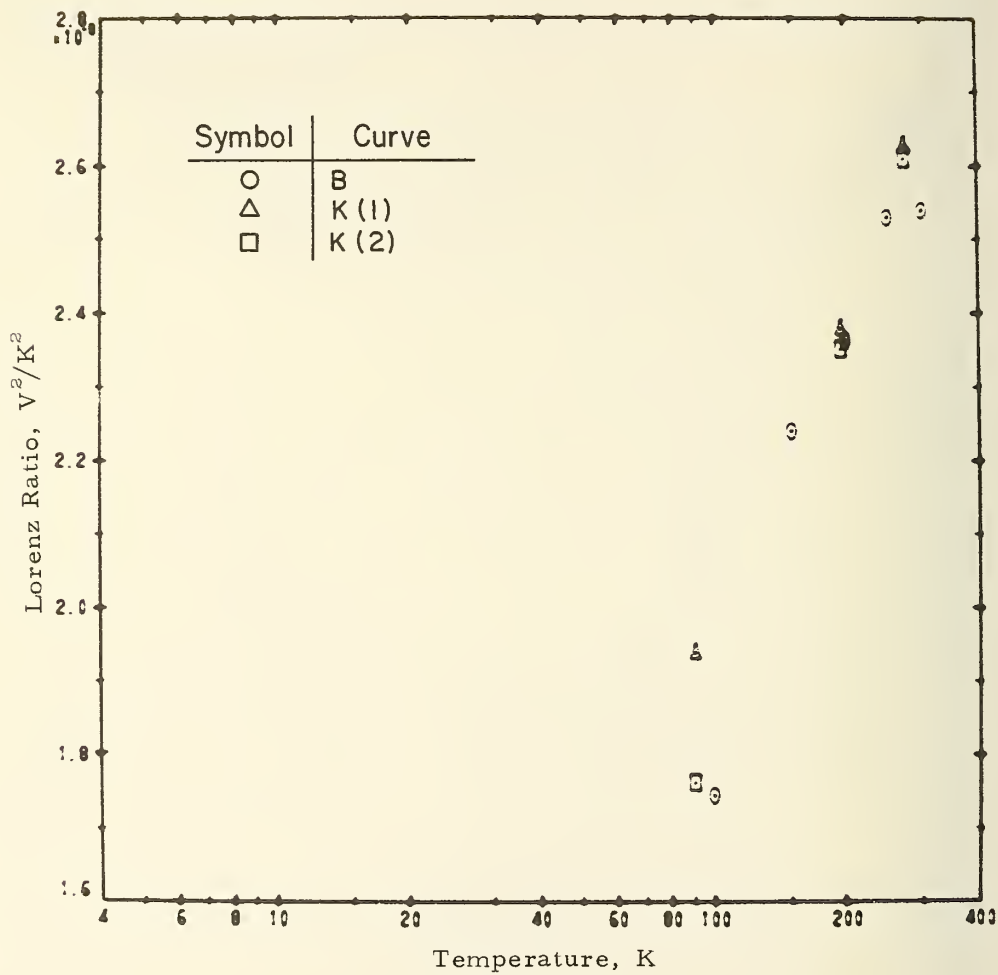


Figure 15. Lorenz ratio of molybdenum

Chromium

CURE	INVESTIGATOR(S) (YEAR)	SPECIMEN SOURCE AND COMPOSITION (%)	MISCELLANEOUS SPECIMEN CHARACTERIZATION - REMARKS
C	Goff (1970)	Cr (99.98), Mn (0.004), Fe (0.005), Mg (0.002), Cu (0.003), S, P, Ni	Anne - Cast, 24 hours at 900°C RRR = 72
C	Goff (1970)	Cr (99.98), Mn (0.004), Fe (0.005), Mg (0.002), Cu (0.003), S, P, Ni	twice annealed RRR = 88
HRTW	Harper, Kemp, Klemens, Tainsh, and White (1957)	Cr (99.998)	Cold worked RRR = 47
HRTW	Harper, Kemp, Klemens, Tainsh, and White (1957)	Cr (99.998)	4 hours at 1050°C RRR = 67
HRTW	Harper, Kemp, Klemens, Tainsh, and White (1957)	Cr (99.998)	Partially recrystallized RRR = 97
HRTW	Harper, Kemp, Klemens, Tainsh, and White (1957)	Cr (99.998)	4 hours at 1050°C RRR = 134
HRTW	Harper, Kemp, Klemens, Tainsh, and White (1957)	Cr (99.998)	Fully recrystallized RRR = 220
MM (65)	Moore, Williams, and McElroy (1963)	Dr. Goff's Cr specimen. Cr (99.98), Mn (0.004), Fe (0.005), Mg (0.002), Cu (0.003), S, P, Ni	RRR = 70, uncertainty = 2%
MM (67)	Moore, Williams, and McElroy (1963)	Cr (99.98), Ag (0.3ppm), Ca (0.1ppm), Cu (0.1ppm), Fe (10ppm), Mg (0.3ppm), Ni (0.1ppm), V (0.3ppm), Si (10ppm), O (5ppm), H (0.2ppm)	Extruded, RRR = 280, Density = 7.15 g/cm ³ , DP Hardness = 121, grain size = 0.063 mm, uncertainty = 2%
MM (67)	Moore, Williams, and McElroy (1963)	Cr (99.98), Ag (0.3ppm), Ca (0.1ppm), Cu (0.1ppm), Fe (10ppm), Mg (0.3ppm), Ni (0.1ppm), V (0.3ppm), Si (10ppm), O (5ppm), H (0.2ppm)	Cast, RRR = 92, Density = 7.15 g/cm ³ , DP Hardness = 123, grain size = 0.04 mm, uncertainty = 2%

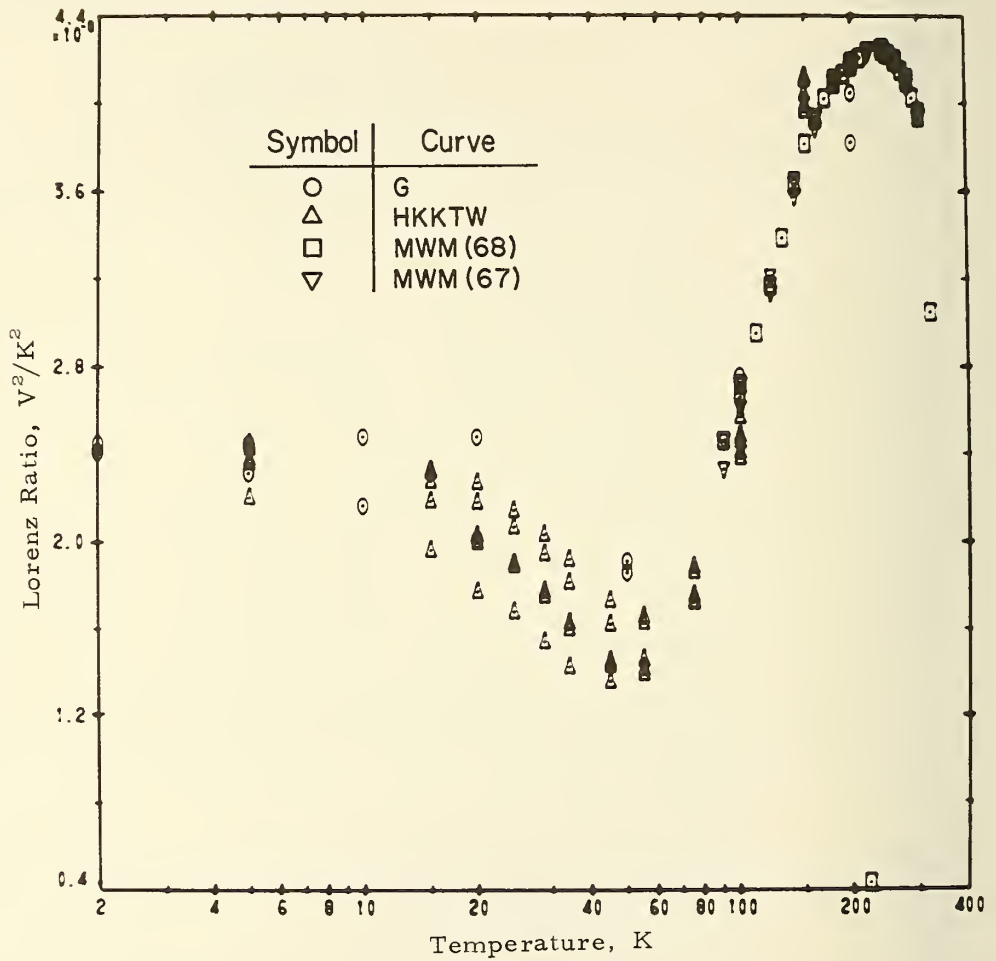


Figure 16. Lorenz ratio of chromium

Manganese and Rhenium

CURVE	INVESTIGATOR(S) (YEAR)	SPECIMEN SOURCE AND COMPOSITION (%)	MISCELLANEOUS SPECIMEN CHARACTERIZATION - REMARKS
R	Rehlemann (1935)	p-Mn	RRR = 8.33, 10 hours at 600°C Data read from small graph
WM (Mn)	White and Woods (1957c)	A.D. Mackay Inc. o-Mn (99.9), Mg (10 pp)	RRR = 20, unannealed, Density = 21.3 g/cm ³
WM (Re 1)	White and Woods (1957b)	A.D. Mackay Inc. Re (99.5)	annealed at 700°C RRR = 36
WM (Re 2)	White and Woods (1957b)	A.D. Mackay Inc. Re (99.5)	Zone melted RRR = 1357
WM (Re 3)	White and Woods (1957b)	A.D. Mackay Inc. Re (99.99)	

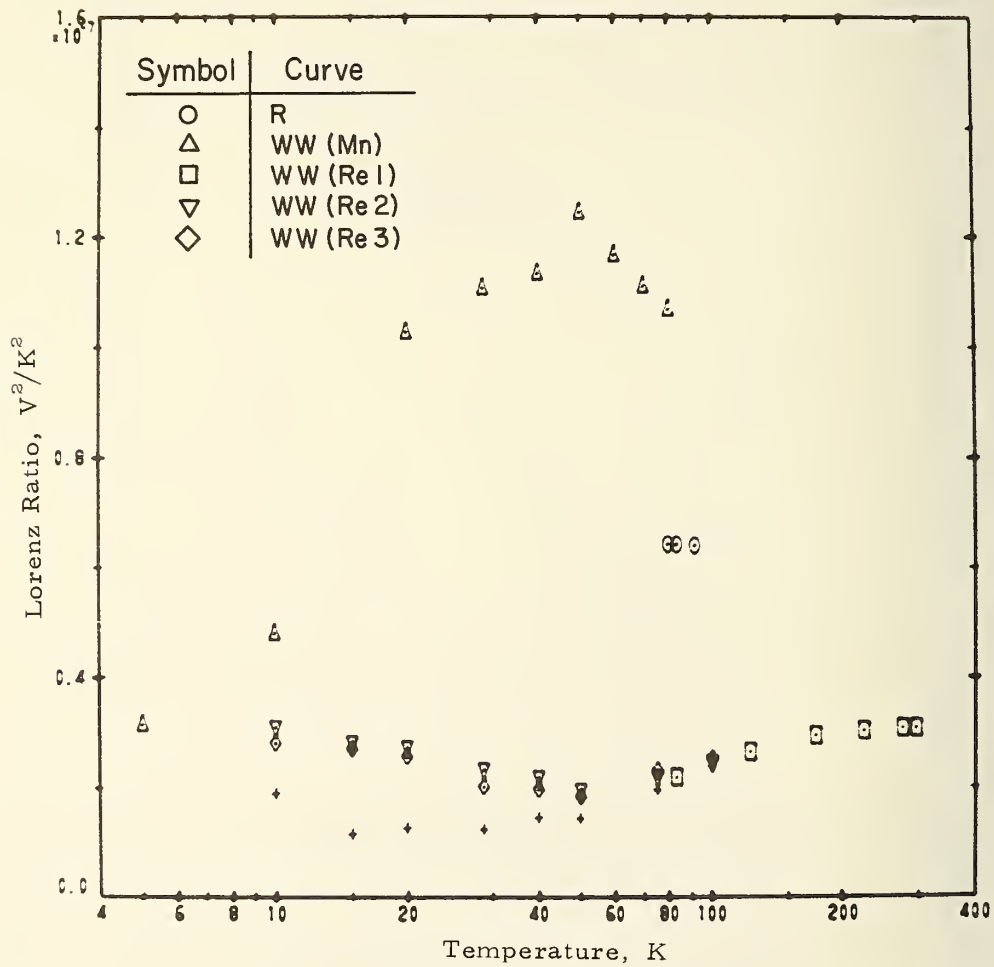


Figure 17. Lorenz ratio of manganese and rhenium

CURVE	INVESTIGATOR(S) (YEAR)	SPECIMEN SOURCE AND COMPOSITION (%)	MISCELLANEOUS SPECIMEN CHARACTERIZATION - REMARKS
B	Backlund (1961)	Heraeus A.G. Fe, Mn (0.26)	10 hours at 500°C RRR = 4.6 Data read from a small graph
B	Backlund (1961)	Fe, Ni (0.9)	RRR = 4.8
B	Backlund (1961)	Fe, Mn (0.53)	RRR = 3.5
B	Backlund (1961)	Fe, Ni (1.81)	RRR = 3.6
B	Backlund (1961)	Fe, Si (1.17)	RRR = 2.4
D	Backlund (1961)	Fe, Si (2.89)	RRR = 1.5
B	Backlund (1961)	Philips Research Laboratory Fe (Pure)	20 hour at 500°C RRR = 82
	Eucken and Dittrich (1927)	Fe (Electrolytic)	L = $1.50 \times 10^{-8} \text{ V}^2/\text{K}^2$ at 80 K L = $3.32 \times 10^{-8} \text{ V}^2/\text{K}^2$ at 273 K
	Eucken and Dittrich (1927)	Specimen 1	L = $1.89 \times 10^{-8} \text{ V}^2/\text{K}^2$ at 80 K
	Eucken and Dittrich (1927)	Specimen 2	L = $3.39 \times 10^{-8} \text{ V}^2/\text{K}^2$ at 273 K
	Eucken and Dittrich (1927)	Specimen 3	L = $2.39 \times 10^{-8} \text{ V}^2/\text{K}^2$ at 80 K L = $3.20 \times 10^{-8} \text{ V}^2/\text{K}^2$ at 273 K
Be	Betschmer, Trussel, and Coleman (1970)	Fe, Single crystal	RRR = 700 to 2000
	Gruneisen and Goens (1927)	Fe (tempered)	L = $1.50 \times 10^{-8} \text{ V}^2/\text{K}^2$ at 21.2 K L = $1.41 \times 10^{-8} \text{ V}^2/\text{K}^2$ at 83.2 K
	Gruneisen and Goens (1927)	Specimen 1	L = $2.04 \times 10^{-8} \text{ V}^2/\text{K}^2$ at 21.2 K
	Gruneisen and Goens (1927)	Fe (technically pure)	L = $1.52 \times 10^{-8} \text{ V}^2/\text{K}^2$ at 83.2 K
	Gruneisen and Goens (1927)	Fe (Electrolytic, 1 hour at 500°C)	L = $2.47 \times 10^{-8} \text{ V}^2/\text{K}^2$ at 21.2 K L = $2.09 \times 10^{-8} \text{ V}^2/\text{K}^2$ at 83.2 K
REF (2)	Hurt, Powell, and Weitzel (1970) also Hurt (1969) and (1969a)	Battelle Memorial Institute Fe (Anneal) Fe (99.9), C(0.015), Mn(0.022), P(0.005), S(0.003), Si(0.003), Cu(0.04)	As received, annealed RRR = 13.8, Rockwell hardness = B10, grain size = 0.053 μm , uncertainty = 2.5%

Iron (Cont.)

CURVE	INVESTIGATOR(S) (YEAR)	SPECIMEN SOURCE AND COMPOSITION (%)	MISCELLANEOUS SPECIMEN CHARACTERIZATION - REMARKS
HPW (2a)	Rust, Powell, and Weitzel (1970) also Rust (1969) and (1969a)	Battelle Memorial Institute Fe (Armeo) Fe (99.9), C(0.015), Mn(0.028), P(0.005), S(0.025), Si(0.003), Cu(0.04)	1½ hours at 875°C, RRR = 12.57, Rockwell hardness = B31, grain size = 0.06µm., uncertainty = 2.5%
HPW (4)	Rust, Powell, and Weitzel (1970) also Rust (1969) and (1969a)	Battelle Memorial Institute Fe (Armeo) Fe(99.9), C(0.015), Mn(0.028), P(0.005), S(0.025), Si(0.003), Cu(0.04)	As received, machined, RRR = 13.4, Rockwell hardness = B40, grain size = 0.05 mm, uncertainty = 2.5%
HS	Rust and Sparks (1970a),(1971r)	NBS - 0394 Fe (Electrolytic) Fe (99.9)C (0.01), Mn(0.008), P(0.002), S(0.003), Si(0.013), Cu(0.005), Ni(0.037) Cr(0.007), Mg(0.005), Co(0.007), Ti(0.004), As(0.003), Al(0.002)	2 hours at 1000°C, RRR = 24.4, Density = 7.87 g/cm ³ , Rockwell hardness = B84, grain size = 0.05 mm, uncertainty = 2.5%
K	Kamulahi (1933)	Fe(Armeo)	RRR = 99
KS	Karvell and Schuler (1939)	Fe (99.9%), C(0.011), Ni(0.017), P(0.006), S(0.026), Cu(0.056), Si(0.002)	4 hours at 750°C, RRR = 10 Data read from small graph
KS	Karvell and Schuler (1939)	Fe, Si(0.35), S(0.03), C(0.4), Mn(0.6)	950°C anneal, RRR = 100 Data read from small graph
KSW	Kemp, Klemens, and White (1956)	Johnson - Mathew Company Fe(99.99), Ni(0.005), Cu(0.0002), Ag(0.0001)	Density = 7.71 g/cm ³ at 21°C
KXT	Kemp, Klemens and Tainsh (1959)	Fe (Doubly refined electrolytic)	RRR = 201, Density = 7.82 g/cm ³ , uncertainty = 2%
KS	Kolbans and Klespe (1965)	Fe (Pure)	
L	Lees (1900)	Fe(99.4%), C(0.1), Mn(0.15), Si(0.1)	
JGD	Moore, McElroy, and Harwood (1966)	Materials Research Corporation Fe (electron beam zone refined)	

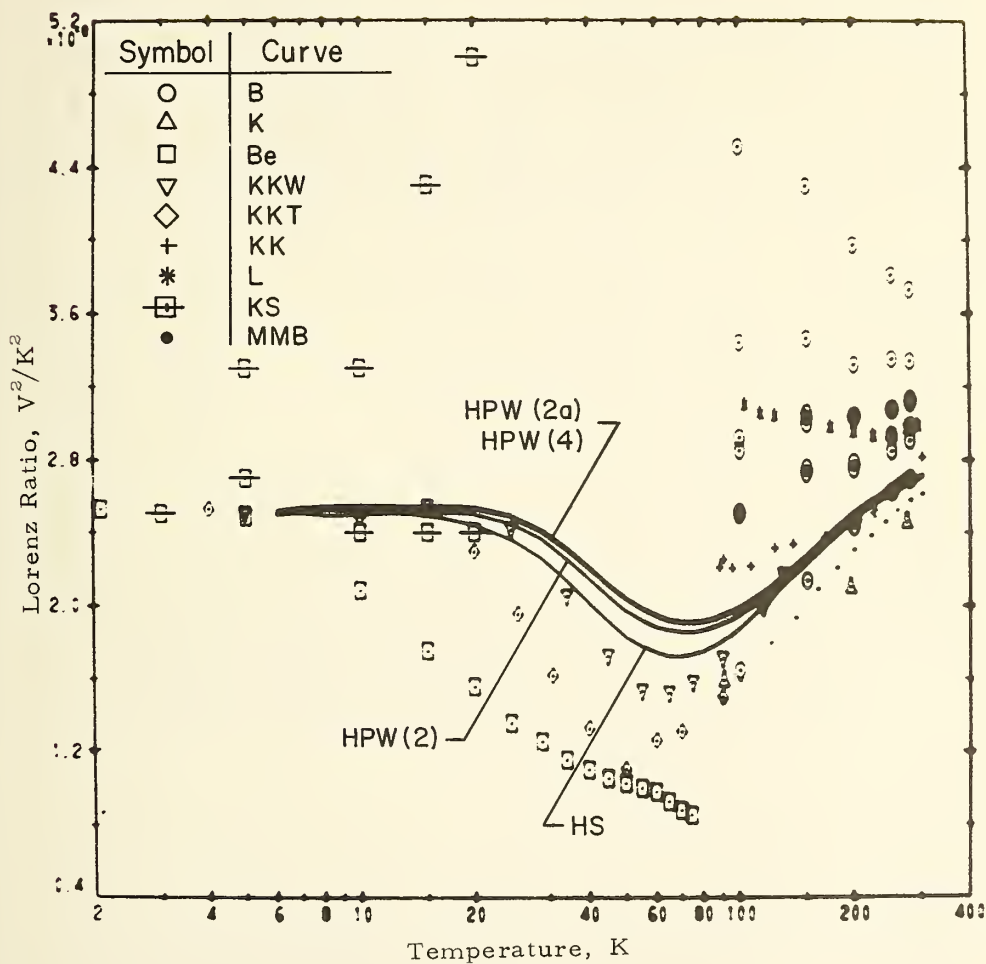


Figure 18. Lorenz ratio of iron

Stainless and Alloy Steels

CURVE	INVESTIGATOR(S) (YEAR)	SPECIMEN SOURCE AND COMPOSITION (%)	MISCELLANEOUS SPECIMEN CHARACTERIZATION - REMARKS
B	Beran (1951)	Austenitic Stainless Steel Fe(71.4), Ni(7.0), Cr(13.2), Si(0.7), Ti(1), C(0.1)	Grain size = 0.01 μ m
EZ (303)	Estermann and Zimmerman (1952)	AISI 303 Stainless Steel	
EZ (347)	Estermann and Zimmerman (1952)	AISI 347 Stainless Steel	
F (1015)	Flynn (1971)	AISI 1015 steel	DP Hardness = B57
F (M1)	Flynn (1971)	Fe (97.34), Ni (0.98)	DP Hardness = B72
F (2315)	Flynn (1971)	AISI 2315 Steel	DP Hardness = B54
F (4340)	Flynn (1971)	AISI 4340 (QT) Steel Fe(94.21), Ni(1.75)	DP Hardness = C34
F (2515)	Flynn (1971)	AISI 2515 Steel Fe (93.48), Ni (4.64)	DP Hardness = B59
F (M1)	Flynn (1971)	Fe (90.03), Ni (9.13)	DP Hardness = B100
F (HP 49)	Flynn (1971)	High Permeability 49 Fe (90.4), Ni (47.6)	DP Hardness = B55
F (M60)	Flynn (1971)	High Mn 80 Fe (16.12), Ni (79.55)	DP Hardness = B49
F (L842)	Flynn (1971)	Low expansion 42 Fe (57.2), Ni(40.7)	DP Hardness = 79
F (INVAR)	Flynn (1971)	INVAR Fe (64.84), Ni(34.15)	DP Hardness = B79
F (FC1)	Flynn (1971)	Free Cut INVAR Fe (62.96), Ni(34.5)	DP Hardness = B92
F (NSC)	Flynn (1971)	M1 Span C Fe (49.69), Ni (40.21)	DP Hardness = C34

Stainless and Alloy Steels (Cont.)

CURVE	INVESTIGATOR(S) (YEAR)	SPECIMEN SOURCE AND COMPOSITION (%)	MISCELLANEOUS SPECIMEN CHARACTERIZATION - REMARKS
HS (1)	Rust and Sparks (1971a) and (1972)	Austenitic stainless steel specimens 1 Fe (62.1), Ni (19.9), Cr(16.4), Mn(1.20), Si(0.27), Nb(0.10), Mo(0.01), C(0.009), N(0.009), P(0.005), S(0.006)	RRR = 1.33, Density = 8.004 g/cm ³ , Rockwell hardness = B40, grain hardness = 0.044 mm, uncertainty = 2.5%
HS (10)	Rust and Sparks (1971a) and (1972)	Austenitic stainless steel specimens 10 Fe(62.1), Ni(19.9), Cr(16.4), Mn(1.20), Si(0.27), Nb(0.10), Mo(0.01), C(0.009), N(0.009), P(0.005), S(0.006)	RRR = 1.33, Density = 8.004 g/cm ³ , Rockwell hardness = B40, grain hardness = 0.044 mm, uncertainty = 2.5%
HS (2)	Rust and Sparks (1971c) and (1972)	Austenitic stainless steel specimens Lot 2 Fe(62.1), Ni(19.9), Cr(16.4), Mn(1.20), Si(0.27), Nb(0.10), Mo(0.01), C(0.009), N(0.009), P(0.005), S(0.006)	RRR = 1.33, Density = 8.004 g/cm ³ , Rockwell hardness = B40, grain hardness = 0.044 mm, uncertainty = 2.5%
HS (266)	Rust and Sparks (1971b)	AISI A286 Steel Fe(bal), Ni(25.4), Cr(14.8), Mn(1.4), Mo(1.2), Ti(2.1), Si(0.6), V(0.3), Al(0.2), C(0.04), P(0.01), S(0.01)	As received, RRR = 1.202, Density = 7.917 g/cm ³ , Rockwell hardness = C30, grain size = 0.036 mm, uncertainty = 2.5%
HS (266A)	Rust and Sparks (1971b)	AISI A286 Steel Fe(bal), Ni(25.4), Cr(14.8), Mn(1.4), Mo(1.2), Ti(2.1), Si(0.6), V(0.3), Al(0.2), C(0.04), P(0.01), S(0.01)	1 hour at 982°C, RRR = 1.209, Density = 7.985, Rockwell hardness = C30, grain size = 0.015 mm, uncertainty = 2.5%
HS (22)	Rust and Sparks (1971a)	Stainless Steel Fe(bal), Cr(21.48), Ni(12.36), Mo(5.44), W(2.12), Si(0.42), N(0.27), V(0.20), Nb(0.19), C(0.05), S(0.01)	grain size = 0.08 mm, Rockwell hardness = B55, uncertainty = 2.5%
H (347)	Rust (1970a)	AISI 347 steel Fe(bal), Cr(17.16), Ni(11.52), Mn(1.34), N(0.59), Si(0.57), P(0.014), S(0.007)	Triple Furnace brazed RRR = 1.38, Rockwell Hardness = B71, grain size = 0.0359 mm, uncertainty = 2.5%
KK (1)	Kohlmans and Kierpe (1965)	Fe, Ni(10.85), Cr(16.88), Mo(19.4), Si(0.37), Mn	
KK (1)	Kohlmans and Kierpe (1965)	Fe, Ni(11.5), Cr(18.55), Mn(1.3), Si(0.7)	
KK (1)	Kohlmans and Kierpe (1965)	Fe, Ni(12.76), Cr(17.16), Mn(1.37), Si(0.5)	

Stainless and Alloy Steels (Cont.)

CURVE	INVESTIGATOR(S) (YEAR)	SPECIMEN SOURCE AND COMPOSITION (%)	MISCELLANEOUS SPECIMEN CHARACTERIZATION - REMARKS
KK (1)	Kohlhass and Kierupe (1965)	Fe, Ni(15.8), Cr(15.8), Mn(19.3), Ni(1.3), Si	
KK (2)	Kohlhass and Kierupe (1965)	Fe, C(0.13), Si(0.24), Mn(0.46), P(0.027), S(0.027), Ni(0.036), Cr(0.09)	
KK (2)	Kohlhass and Kierupe (1965)	Fe, C(0.18), Si(0.27), Mn(0.53), P(0.0), S(0.027), Ni(0.005), Al(0.027), Cr(0.09)	
KK (2)	Kohlhass and Kierupe (1965)	Fe, C(0.10), Si(0.35), Mn(0.83), P(0.016), S(0.031), Ni(0.009), Al(0.22), Cr(0.076)	
KK (2)	Kohlhass and Kierupe (1965)	Fe, C(0.06), Si(0.32), Mn(0.45)	
KK (2)	Kohlhass and Kierupe (1965)	Fe, C(0.086), Si(0.35), Mn(0.40)	
KK (2)	Kohlhass and Kierupe (1965)	Fe, C(0.051), Si(0.28), Mn(0.74)	
KK (Mn)	Kohlhass and Kierupe (1965)	Fe, Cr(3.55), Mn(21.75), C(0.324)	
TW	Tyler and Wilson (1952)	Allegheny Inalum Steel Corporation	2% cold reduction, Brinell hardness = 255, grain size = ASTM # 6
		AISI 316 steel	grain size = ASTM #5
	Tyler and Wilson (1952)	AISI 304 steel	L = $5 \times 10^{-8} \sqrt{K^2}$ at 23.17 K L = $5.4 \times 10^{-8} \sqrt{K^2}$ at 78.77 K
TW	Tyler, Neuhäuser, and Wilson (1953)	Allegheny Inalum Corporation	2% cold reduction
		AISI 316 steel	Brinell hardness = 255
		AISI 304 Steel	grain size = ASTM #6
	Tyler, Neuhäuser, and Wilson (1953)		grain size = ASTM #5
			L = $5.97 \times 10^{-8} \sqrt{K^2}$ at 30 K
			L = $6.57 \times 10^{-8} \sqrt{K^2}$ at 70 K

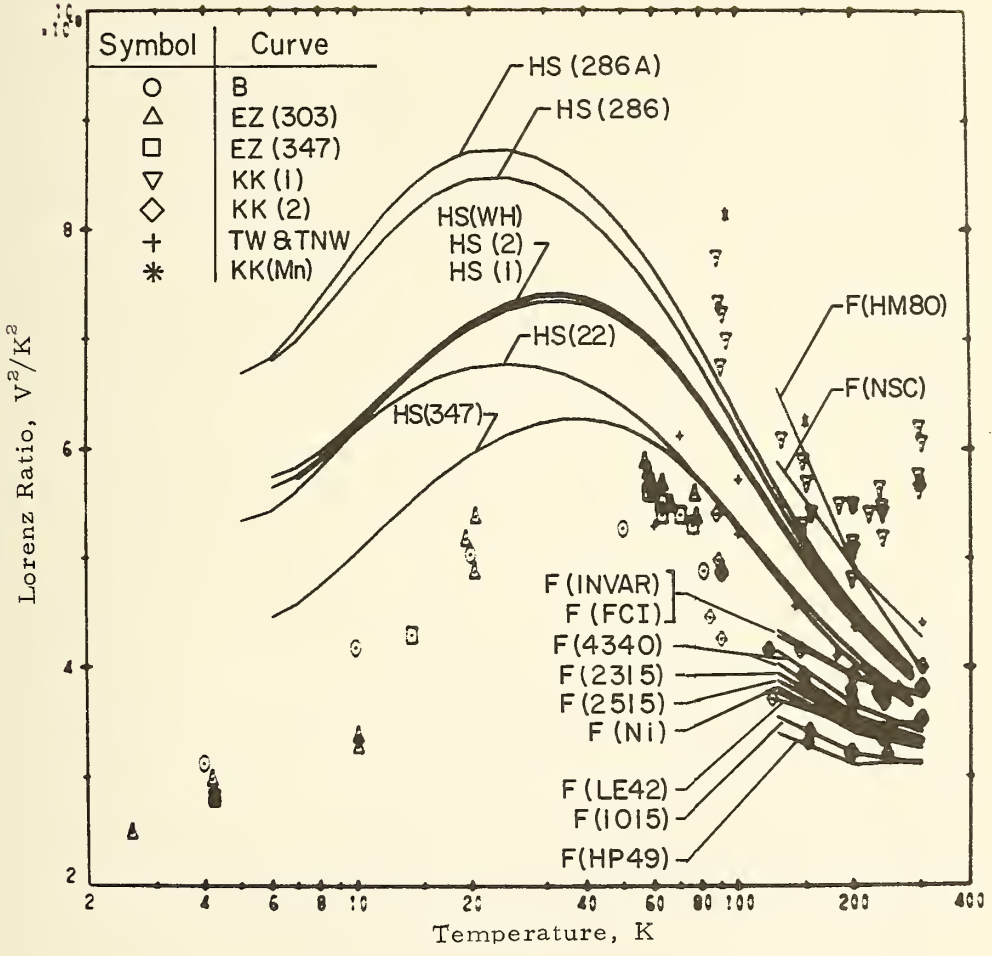


Figure 19. Lorenz ratio of stainless and alloy steels

Carbon Steels

CURVE	INVESTIGATOR(S) (YEAR)	SPECIMEN SOURCE AND COMPOSITION (%)	MISCELLANEOUS SPECIMEN CHARACTERIZATION - REMARKS
1.	Irens (1908)	Fe (99), C (1)	Density = 7.86 g/cm ³ at 20°C

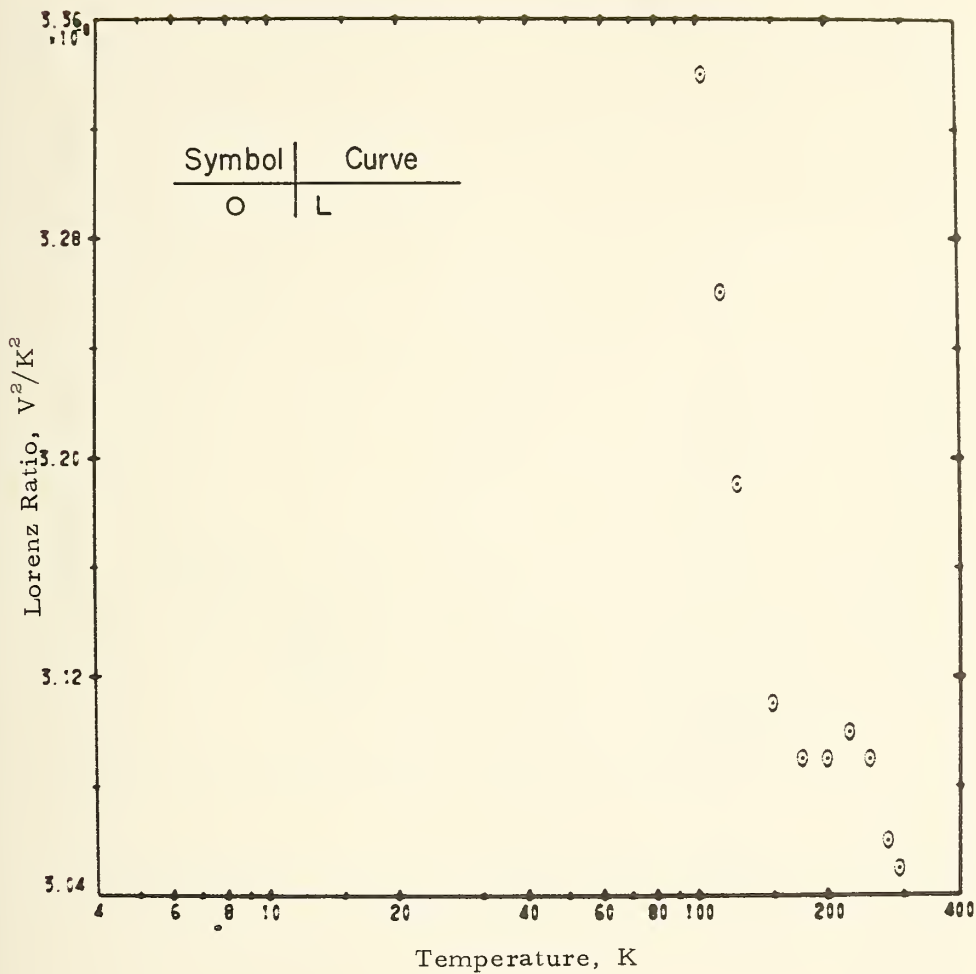


Figure 20. Lorenz ratio of carbon steels

Cobalt

CURVE	INVESTIGATOR(S) (YEAR)	SPECIMEN SOURCE AND COMPOSITION (%)	MISCELLANEOUS SPECIMEN CHARACTERIZATION - REMARKS
BF	Redhakrishnan and Mielien (1965)	Johnson - Matthey Company Co (pure)	3 hours at 1040°C in vacuum RRR = 60
WV	White and Woods (1957a)	Johnson - Matthey Company Co (99.999), Si(0.0002), Fe(0.0005), Al(0.0001)	RRR = 64, 2 hours at 700°C
WPD	Wilkes, Pevall, and DeFitt (1969)	Co(99.98), Hf(0.012), Cu(0.001), Fe(0.04), W(0.0003), Pt(0.0001), Cr(0.001), Si(0.001), Al(0.0003), Mg(0.0002), S(0.0008), C(0.004)	Density = 8.8 g/cm ³ at 30°C

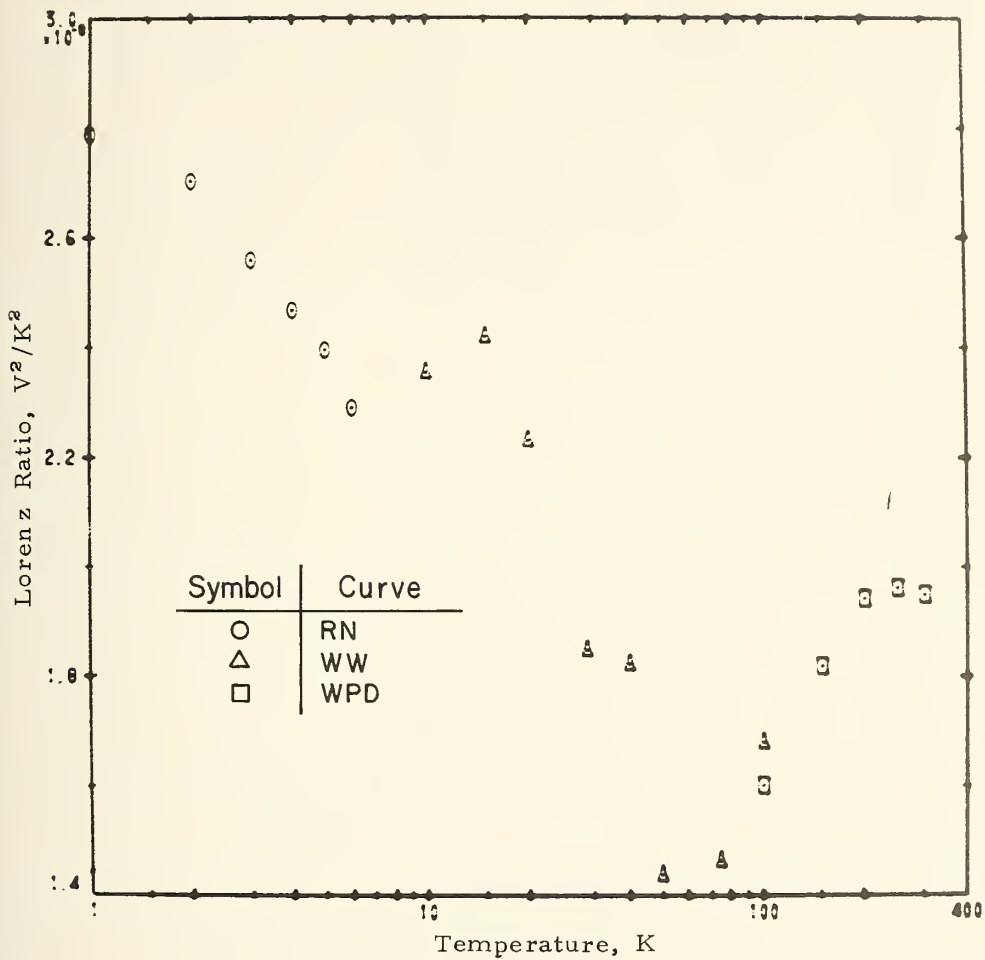


Figure 21. Lorenz ratio of cobalt

Nickel

CURVE	INVESTIGATOR(S) (YEAR)	SPECIMEN SOURCE AND COMPOSITION (%)	MISCELLANEOUS SPECIMEN CHARACTERIZATION - REMARKS
	Aoyama (1944)	Ni (electrolytic)	$L = 1.41 \times 10^{-8} \text{ V} / \text{K}^2$ at 78.15 K
	Bucken and Dietrich (1967)	Ni (electrolytic)	$L = 1.54 \times 10^{-8} \text{ V}^2 / \text{K}^2$ at 80 K $L = 2.35 \times 10^{-8} \text{ V}^2 / \text{K}^2$ at 273 K
FG	Farrell and Greig (1969)	Ni	RRR = 690, uncertainty = 5%
GH	Greig and Harrison (1965)	Johnson - Matthey Company Ni, Fe + Si (16 ppm)	12 hours at 950°C grain size = 2.1 μm
KCH	Kemp, Klemens, and White (1956)	Johnson - Matthey Company Ni (99.99)	Data read from small graph 4 hours at 750°C RRR = 288
L	Lees (1968)	Johnson - Matthey Company Ni (99)	Density = 8.86 g/cm ³ at 21°C
VT	White and Tainah (1967)	Ni (high purity)	RRR = 2500 annealed at 500°C in vacuum

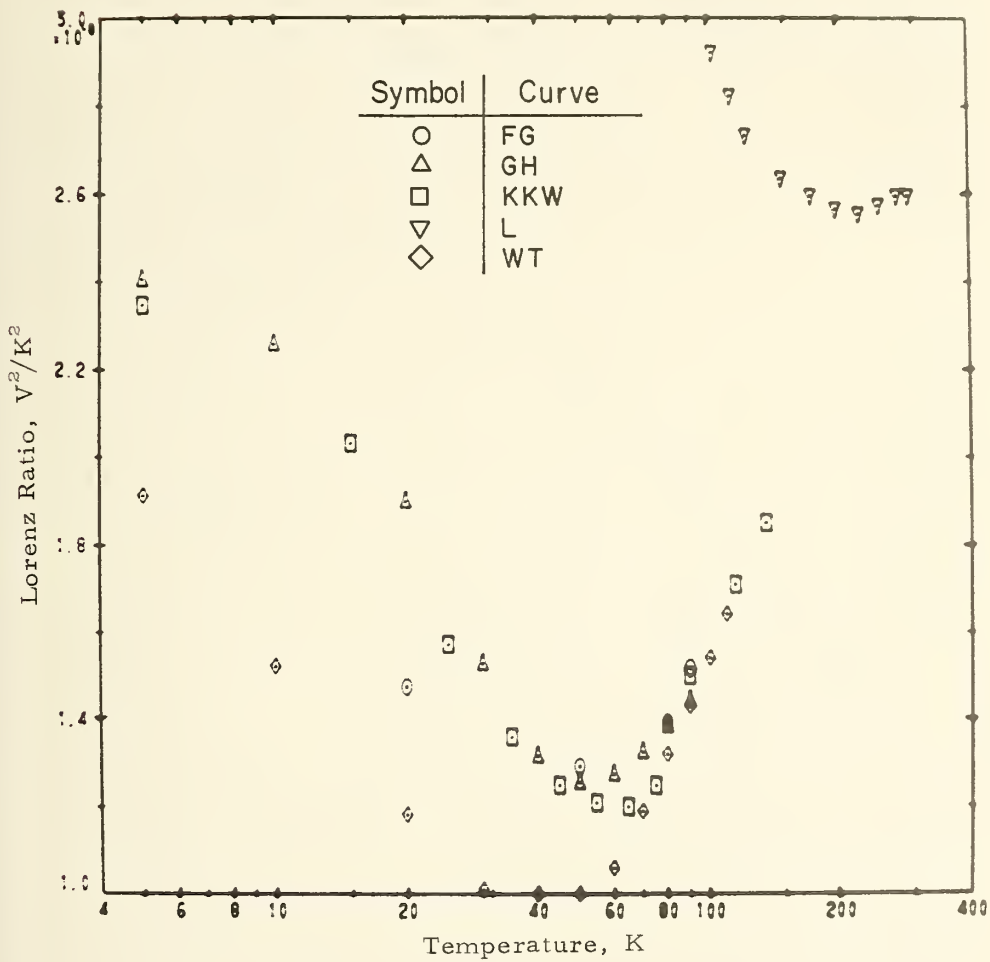


Figure 22. Lorenz ratio of nickel

Nickel Alloys

CURVE	INVESTIGATOR(S) (YEAR)	SPECIMEN SOURCE AND COMPOSITION (%)	MISCELLANEOUS SPECIMEN CHARACTERIZATION - REMARKS
A	Aoyama (1940)	Monel	
EZ (VOT)	Estermann and Zimmerman (1952)	Monel (hard drawn tubing)	
EZ (NRT)	Estermann and Zimmerman (1952)	Monel (annealed tubing)	
EZ (NRR)	Estermann and Zimmerman (1952)	Monel (hard drawn rod)	
EZ (IDZ)	Estermann and Zimmerman (1952)	Inconel (hard drawn tubing)	
EZ (IAT)	Estermann and Zimmerman (1952)	Inconel (annealed tubing)	
HPW (X)	Burt, Powell, and Wetzel (1969) and Burt, Wetzel, and Powell (1971)	Hastelloy X Ni(49), Cr(21), Fe(17.53), Mo(9.15), Co(1.45), W(0.65), Nb(0.53), Si(0.43), C(0.12), P, S	Rockwell hardness = B88 grain size = 0.08 mm
HPW (TIB)	Burt, Powell, and Wetzel (1969) and Burt, Wetzel, and Powell (1971)	Inconel 718 (age hardened) Ni(54.57), Cr(18.05), Fe(17.05), Nb + Ta(5.12), Mo(3.18), Ti(0.85), Al(0.44), Mn(0.22), Si(0.24), Cu, C, S	Rockwell hardness = C39, Density = 8.261 g/cm ³ at 20°C, FRR = 1.06, grain size = 0.06 uncertainty = 2.5%
HPW (TIBa)	Burt and Sparks (1970)	Inconel 718 full anneal condition Ni(54.57), Cr(18.06), Fe(17.05), Nb + Ta(5.12), Mo(3.18), Ti(0.85), Al(0.44), Mn(0.22), Si(0.24), Cu, C, S	anneal at 1035°C for 1 hour FRR = 1.32, Hardness = B95, Density = 8.261 g/cm ³ at 20°C, Grain size = 0.04 mm

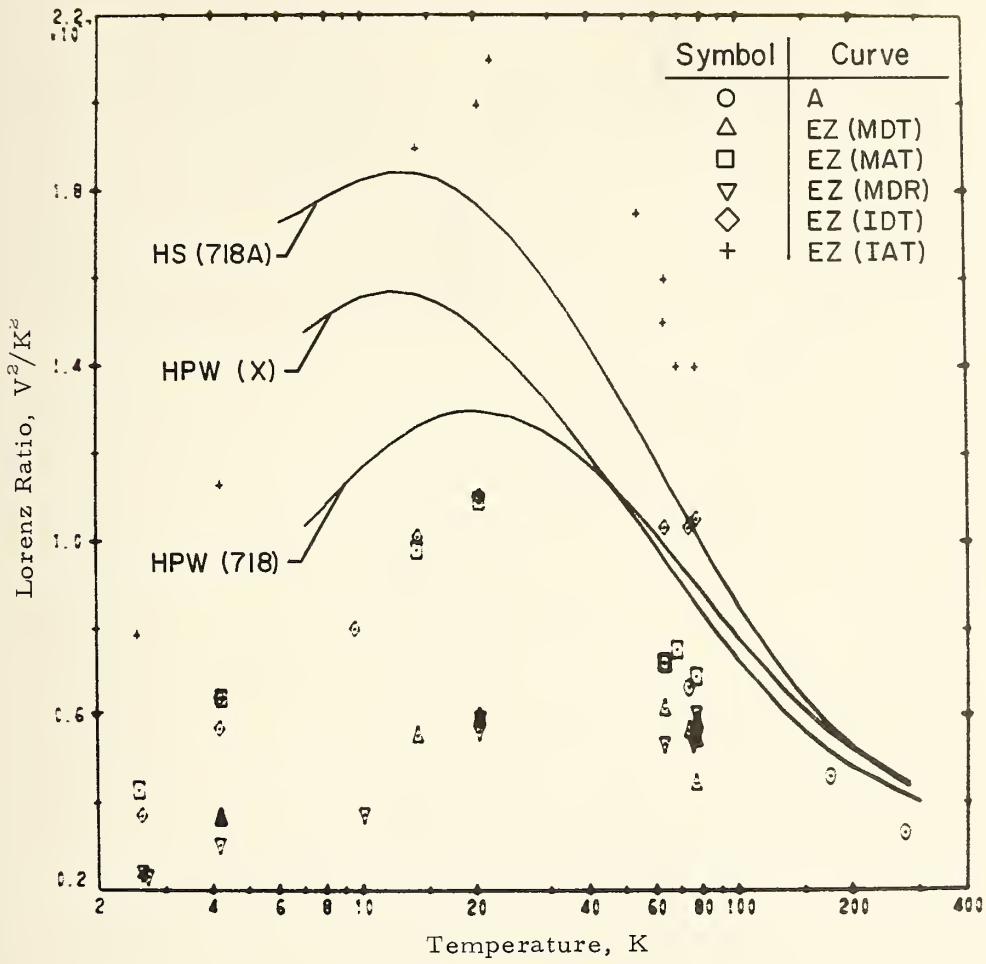


Figure 23. Lorenz ratio of nickel alloys

Platinum

CURVE	INVESTIGATOR(S) (YEAR)	SPECIMEN SOURCE AND COMPOSITION (%)	MISCELLANEOUS SPECIMEN CHARACTERIZATION - REMARKS
PTV	Powell, Tye and Woodman (1957)	Johnson - Matthey Company Pt, (Ag, Fe, Ni, Pd, and Cu each less than 1 ppm)	Annealed at 1273 K, RRR = 740, Density = 21.5 g/cm^3 , uncertainty = 7%
WV	Powell, Tye and Woodman (1957) White and Woods (1957) Grunefsen and Goens (1927)	Johnson - Matthey Company Pt, (Ag, Fe, Ni, Pd, and Cu each less than 1 ppm) Baker Platinum Company Pt (99.99) Heraeus Pt (very pure)	annealed at 1250 K, density = 21.5 g/cm^3 L = $2.66 \times 10^{-8} \text{ V}^2/\text{K}^2$ at 300 K annealed at 1050°C, RRR = 842 Data read from small graph annealed L = $1.13 \times 10^{-8} \text{ V}^2/\text{K}^2$ at 21.1 K L = $83.2 \times 10^{-8} \text{ V}^2/\text{K}^2$ at 83.2 K annealed L = $1.25 \times 10^{-8} \text{ V}^2/\text{K}^2$ at 21.2 K
WVB (1)	Moore, McElroy, and Barisoni (1966)	Pt (99.999) Powell, Tye and Woodman's (1957) specimen	RRR = 700, Density = 21.5 g/cm^3 uncertainty = 2%
WVB (2)	Moore, McElroy, and Barisoni (1966)	Pt (99.96) Specimen supplied by D.R. Flynn of NBS, Washington	RRR = 425

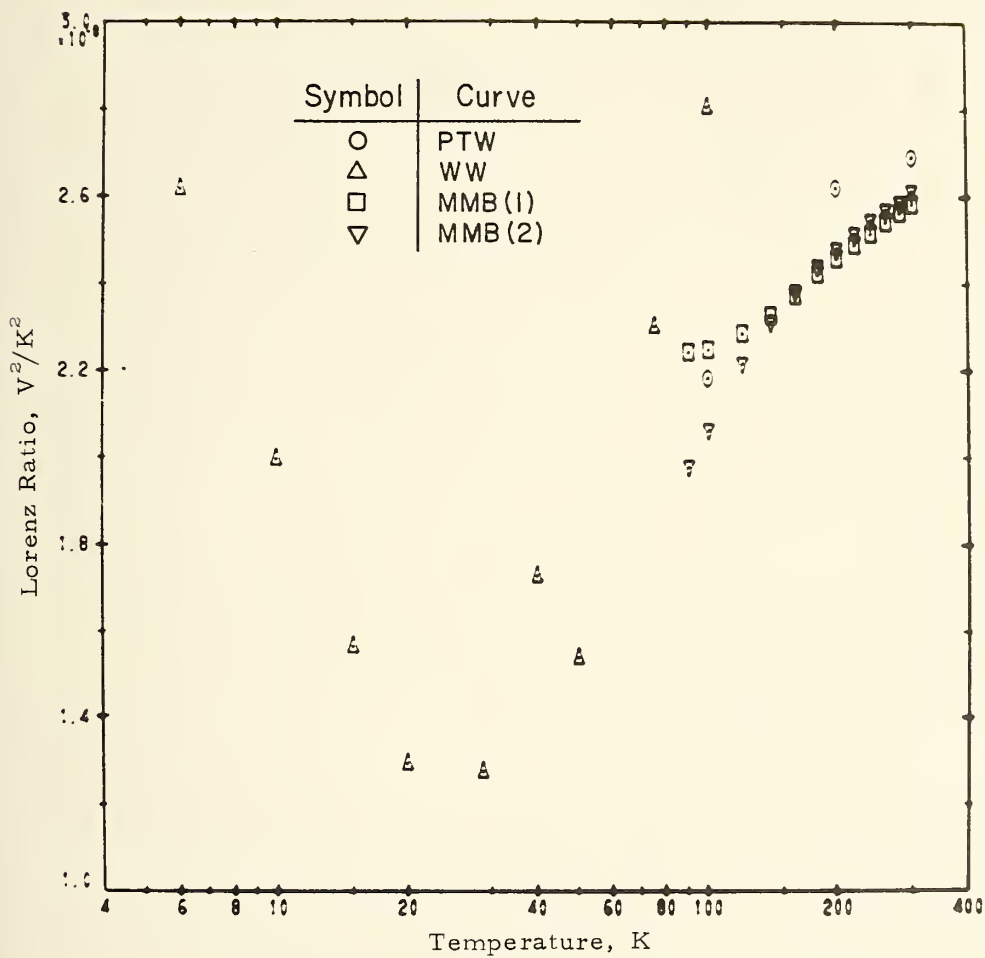


Figure 24. Lorenz ratio of platinum

Palladium

CURVE	INVESTIGATOR(S) (YEAR)	SPECIMEN SOURCE AND COMPOSITION (%)	MISCELLANEOUS SPECIMEN CHARACTERIZATION - REMARKS
K103M	<p>Powell, Tye, and Woodman (1967)</p> <p>Lamp, Klemens, Sreedhar, and White (1955)</p>	<p>Johnson - Mattthey Company Pd, Fe (5 ppm), Au (5 ppm), Ag (<1 ppm), Cu (1ppm), Rh(50 ppm), Pt (2 ppm)</p> <p>Johnson - Mattthey Company Pd (99.99), Co, Cu, Si, Mg, Ag</p>	<p>RRR = 69, As received</p> <p>Density = 12.02 g/cm³, uncertainty = 7%</p> <p>$L = 2.73 \times 10^{-9} \text{ V}^2/\text{K}^2$ at 300 K</p> <p>RRR = 500</p> <p>annealed at 250°C to 1000°C for four hours. Specimen was measured in six different physical conditions</p>

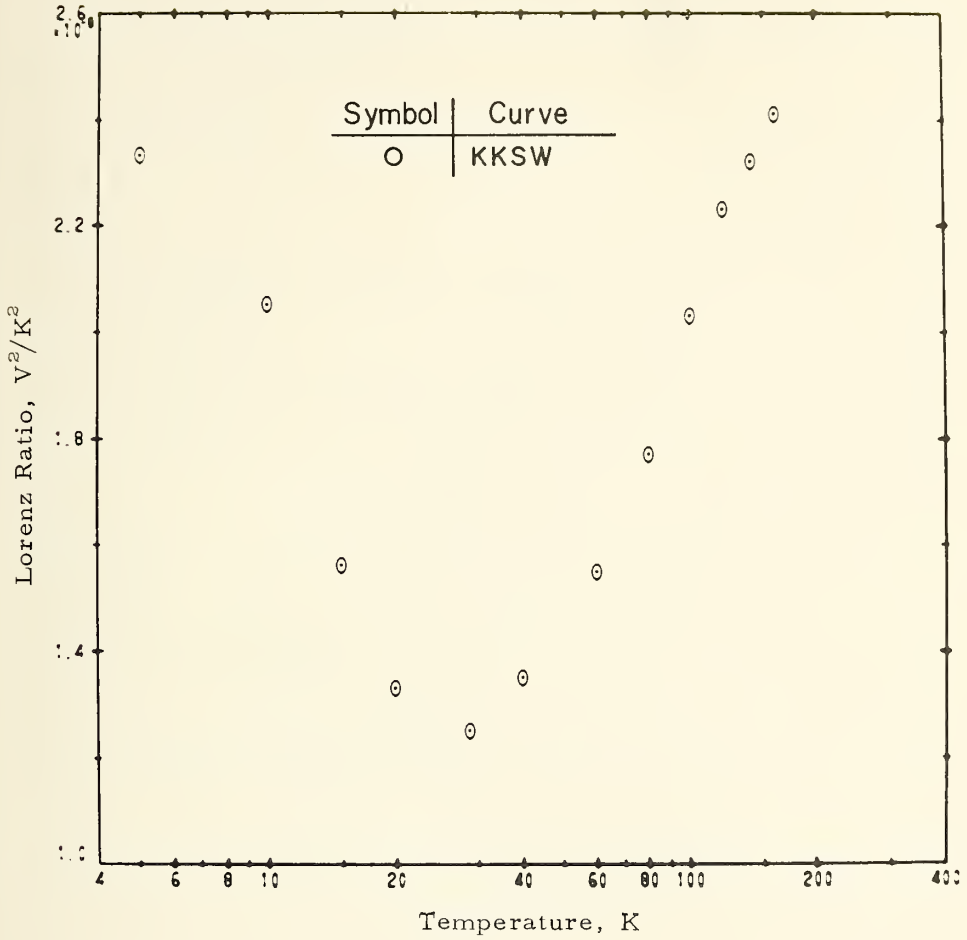


Figure 25. Lorenz ratio of palladium



Appendix II - Data Tabulation	Page
Beryllium	II- 2
Magnesium	II- 3
Aluminum	II- 4
Aluminum Alloys	II- 6
Lead and Tin	II- 8
Gold	II- 9
Gold Cobalt Alloy	II-11
Silver	II-12
Copper	II-14
Copper Alloys (German Silver and Brass)	II-15
Zinc and Cadmium	II-16
Scandium and Yttrium	II-17
Titanium, Hafnium, and Zirconium	II-18
Titanium Alloys	II-19
Tungsten	II-20
Molybdenum	II-22
Chromium	II-23
Manganese and Rhenium	II-25
Iron	II-26
Stainless and Alloy Steels	II-30
Carbon Steels	II-37
Cobalt	II-37
Nickel	II-38
Nickel Alloys	II-39
Platinum	II-42
Palladium	II-42

HUST, WEITZEL, AND POWELL(1971), BE-HWP

TEMP	LORENZ RATIO	TEMP	LORENZ RATIO
70.0	3.00-008	70.0	3.00-008
75.0	3.01-008	75.0	3.01-008
80.0	3.01-008	80.0	3.01-008
85.0	3.01-008	85.0	3.01-008
90.0	3.01-008	90.0	3.01-008
95.0	3.01-008	95.0	3.01-008
100.0	3.00-008	100.0	3.00-008
110.0	2.99-008	110.0	2.99-008
120.0	2.97-008	120.0	2.97-008
130.0	2.97-008	130.0	2.97-008
140.0	2.97-008	140.0	2.97-008
150.0	2.97-008	150.0	2.97-008
160.0	2.98-008	160.0	2.98-008
170.0	3.00-008	170.0	3.00-008
180.0	3.02-008	180.0	3.02-008
190.0	3.04-008	190.0	3.04-008
200.0	3.06-008	200.0	3.06-008
220.0	3.10-008	220.0	3.10-008
240.0	3.15-008	240.0	3.15-008
260.0	3.19-008	260.0	3.19-008
280.0	3.22-008	280.0	3.22-008

LEWIS(19129)*BE-L

TEMP	LORENZ RATIO	TEMP	LORENZ RATIO
103.0	1.72-008	103.0	1.72-008
123.0	1.72-008	123.0	1.72-008
143.0	1.82-008	143.0	1.82-008
163.0	1.98-008	163.0	1.98-008
183.0	2.18-008	183.0	2.18-008
203.0	2.40-008	203.0	2.40-008
223.0	2.67-008	223.0	2.67-008
243.0	2.98-008	243.0	2.98-008
263.0	3.28-008	263.0	3.28-008
273.0	3.46-008	273.0	3.46-008
293.0	3.77-008	293.0	3.77-008

POWELL, HAREEN, AND GIBSON(1960), BE-PHG(PARALLEL)

TEMP	LORENZ RATIO	TEMP	LORENZ RATIO
4.2	2.21-008	4.2	2.21-008
10.0	2.32-008	10.0	2.32-008
20.0	2.40-008	20.0	2.40-008
30.0	2.45-008	30.0	2.45-008
40.0	2.50-008	40.0	2.50-008
50.0	2.53-008	50.0	2.53-008
60.0	2.52-008	60.0	2.52-008
70.0	2.50-008	70.0	2.50-008
80.0	2.45-008	80.0	2.45-008
90.0	2.44-008	90.0	2.44-008
100.0	2.44-008	100.0	2.44-008

POWELL, HAREEN, AND GIBSON(1960), BE-PHG(PERPENDICULAR)

TEMP	LORENZ RATIO	TEMP	LORENZ RATIO
4.2	2.12-008	4.2	2.12-008
10.0	2.30-008	10.0	2.30-008
20.0	2.49-008	20.0	2.49-008
30.0	2.62-008	30.0	2.62-008
40.0	2.70-008	40.0	2.70-008
50.0	2.73-008	50.0	2.73-008
60.0	2.78-008	60.0	2.78-008
70.0	2.78-008	70.0	2.78-008
80.0	2.80-008	80.0	2.80-008
90.0	2.80-008	90.0	2.80-008
100.0	2.80-008	100.0	2.80-008

WHITE AND WOODS(1955), BE-WW(1)

TEMP	LORENZ RATIO	TEMP	LORENZ RATIO	ELECTRICAL RESISTIVITY	THERMAL CONDUCTIVITY
10.0	3.30-008	10.0	3.30-008	1.10-006	3.00-001
20.0	2.75-008	20.0	2.75-008	1.10-006	5.00-001
30.0	3.30-008	30.0	3.30-008	1.10-006	9.00-001
40.0	3.05-008	40.0	3.05-008	1.11-006	1.10+000
50.0	3.16-008	50.0	3.16-008	1.13-006	1.40+000
60.0	2.97-008	60.0	2.97-008	1.15-006	1.55+000
70.0	3.12-008	70.0	3.12-008	1.18-006	1.85+000
80.0	3.00-008	80.0	3.00-008	1.20-006	2.00+000
90.0	2.68-008	90.0	2.68-008	1.12-006	2.15+000

WHITE AND WOODS(1955), BE-WW(2)

TEMP	LORENZ RATIO	TEMP	LORENZ RATIO	ELECTRICAL RESISTIVITY	THERMAL CONDUCTIVITY
10.0	3.45-008	10.0	3.45-008	1.15-006	3.00-001
20.0	2.68-008	20.0	2.68-008	1.15-006	5.00-001
30.0	3.45-008	30.0	3.45-008	1.15-006	9.00-001
40.0	3.16-008	40.0	3.16-008	1.15-006	1.10+000
50.0	3.36-008	50.0	3.36-008	1.20-006	1.40+000
60.0	3.20-008	60.0	3.20-008	1.24-006	1.55+000
70.0	3.38-008	70.0	3.38-008	1.28-006	1.85+000
80.0	3.27-008	80.0	3.27-008	1.31-006	2.00+000
90.0	3.22-008	90.0	3.22-008	1.35-006	2.15+000

MAGNESIUM

SEE APPENDIX I - MAGNESIUM

Aluminum

AMUNOSEN, MYHRE, AND SALTER(1972), AL-AMS

TEMP	LORENZ RATIO	LORENZ RATIO
2.0	2.44-008	2.0 2.64-008
3.0	2.61-008	3.0 2.61-008
4.0	2.37-008	4.0 2.37-008

AMUNOSEN, MYHRE, AND SALTER(1972), AL-AMS

TEMP	LORENZ RATIO	LORENZ RATIO
2.0	2.62-008	2.0 2.42-008
3.0	2.38-008	3.0 2.38-008
4.0	2.30-008	4.0 2.30-008

AMUNOSEN, MYHRE, AND SALTER(1972), AL-AMS

TEMP	LORENZ RATIO	LORENZ RATIO
2.0	2.44-008	2.0 2.44-008
3.0	2.44-008	3.0 2.44-008
4.0	2.43-008	4.0 2.43-008

ANDREWS, WEBBER, AND SPOHR(1951), AL-AMS

TEMP	LORENZ RATIO	LORENZ RATIO
4.2	2.34-008	4.2 2.34-008
14.5	1.80-008	14.5 1.80-008
20.4	1.40-008	20.4 1.40-008

ANDREWS, WEBBER, AND SPOHR(1951), AL-AMS

TEMP	LORENZ RATIO	LORENZ RATIO
4.2	2.41-008	4.2 2.41-008
14.5	1.88-008	14.5 1.88-008
20.4	1.57-008	20.4 1.57-008

FENTON+ROGERS, AND WOODS(1963), AL-FRW

TEMP	LORENZ RATIO	LORENZ RATIO
2.3	2.43-008	2.3 2.43-008
5.0	2.23-008	5.0 2.23-008
10.0	1.55-008	10.0 1.55-008
15.0	1.10-008	15.0 1.10-008
20.0	8.90-009	20.0 8.90-009
25.0	7.90-009	25.0 7.90-009
30.0	8.70-009	30.0 8.70-009
33.4	9.80-009	33.4 9.80-009

FENTON+ROGERS, AND WOODS(1963), AL-FRW

TEMP	LORENZ RATIO	LORENZ RATIO
2.3	2.47-008	2.3 2.47-008
5.0	2.36-008	5.0 2.36-008
10.0	1.77-008	10.0 1.77-008
15.0	1.24-008	15.0 1.24-008
20.0	9.30-009	20.0 9.30-009
22.9	8.40-009	22.9 8.40-009

LEES(1908), AL-L

TEMP	LORENZ RATIO	LORENZ RATIO
103.0	1.50-008	103.0 1.50-008
113.0	1.54-008	113.0 1.54-008
123.0	1.61-008	123.0 1.61-008
148.0	1.70-008	148.0 1.70-008
173.0	1.81-008	173.0 1.81-008
198.0	1.90-008	198.0 1.90-008
223.0	1.98-008	223.0 1.98-008
248.0	2.04-008	248.0 2.04-008
273.0	2.09-008	273.0 2.09-008
291.0	2.13-008	291.0 2.13-008

MOORE, MCELROY, AND BARSONI(1966), AL-MMB

TEMP	LORENZ RATIO	LORENZ RATIO	ELECTRICAL RESISTIVITY	TEMP	LORENZ RATIO	TEMP	LORENZ RATIO	TEMP	LORENZ RATIO	TEMP	LORENZ RATIO
100.0	1.16-008	100.0	4.41-007	100.0	1.16-008	100.0	1.16-008	100.0	1.16-008	100.0	1.16-008
120.0	1.30-008	120.0	6.68-007	120.0	1.30-008	120.0	1.30-008	120.0	1.30-008	120.0	1.30-008
140.0	1.43-008	140.0	9.01-007	140.0	1.43-008	140.0	1.43-008	140.0	1.43-008	140.0	1.43-008
160.0	1.55-008	160.0	1.13-006	160.0	1.55-008	160.0	1.55-008	160.0	1.55-008	160.0	1.55-008
180.0	1.68-008	180.0	1.37-006	180.0	1.68-008	180.0	1.68-008	180.0	1.68-008	180.0	1.68-008
200.0	1.80-008	200.0	1.60-006	200.0	1.80-008	200.0	1.80-008	200.0	1.80-008	200.0	1.80-008
220.0	1.90-008	220.0	1.83-006	220.0	1.90-008	220.0	1.90-008	220.0	1.90-008	220.0	1.90-008
240.0	1.99-008	240.0	2.06-006	240.0	1.99-008	240.0	1.99-008	240.0	1.99-008	240.0	1.99-008
260.0	2.07-008	260.0	2.29-006	260.0	2.07-008	260.0	2.07-008	260.0	2.07-008	260.0	2.07-008
280.0	2.14-008	280.0	2.52-006	280.0	2.14-008	280.0	2.14-008	280.0	2.14-008	280.0	2.14-008
300.0	2.18-008	300.0	2.75-006	300.0	2.18-008	300.0	2.18-008	300.0	2.18-008	300.0	2.18-008

POWELL, HALL, AND ROOER(1960), AL-PHR(SC)

TEMP	LORENZ RATIO	LORENZ RATIO	TEMP	LORENZ RATIO	TEMP	LORENZ RATIO
2.0	2.48-008	2.0 2.48-008	2.0	2.48-008	2.0	2.48-008
20.0	2.01-008	20.0 2.01-008	20.0	2.01-008	20.0	2.01-008
40.0	1.65-008	40.0 1.65-008	40.0	1.65-008	40.0	1.65-008
60.0	1.31-008	60.0 1.31-008	60.0	1.31-008	60.0	1.31-008
80.0	1.24-008	80.0 1.24-008	80.0	1.24-008	80.0	1.24-008
85.9	1.22-008	85.9 1.22-008	85.9	1.22-008	85.9	1.22-008

Aluminum (cont.)

POWELL, HALL, AND ROGER(1960)•AL-PHR(1100-0)

TEMP	LORENZ RATIO	TEMP	LORENZ RATIO
2•0	2•44-008	2•0	2•44-008
20•0	2•36-008	20•0	2•36-008
40•0	2•10-008	40•0	2•10-008
60•0	1•78-008	60•0	1•78-008
80•0	1•59-008	80•0	1•59-008
100•0	1•55-008	100•0	1•55-008

POWELL, TYE, AND WOODMAN(1965)•AL-PTW

TEMP	LORENZ RATIO	TEMP	LORENZ RATIO
123•1	1•49-008	-150•0	1•49-008
173•1	1•74-008	-100•0	1•74-008
223•1	1•91-008	-50•0	1•91-008
273•1	2•09-008	0•0	2•09-008

Aluminum Alloys

HUST AND SPARKS(1971C), AL-ALLOYS-HS(TB6)

TEMP	LORENZ RATIO	TEMP	LORENZ RATIO
5.0	2.48-008	5.0	2.48-008
6.0	2.50-008	6.0	2.50-008
7.0	2.51-008	7.0	2.51-008
8.0	2.51-008	8.0	2.51-008
9.0	2.51-008	9.0	2.51-008
10.0	2.51-008	10.0	2.51-008
12.0	2.51-008	12.0	2.51-008
14.0	2.51-008	14.0	2.51-008
16.0	2.53-008	16.0	2.53-008
18.0	2.54-008	18.0	2.54-008
20.0	2.54-008	20.0	2.54-008
25.0	2.55-008	25.0	2.55-008
30.0	2.54-008	30.0	2.54-008
35.0	2.48-008	35.0	2.48-008
40.0	2.48-008	40.0	2.48-008
45.0	2.44-008	45.0	2.44-008
50.0	2.40-008	50.0	2.40-008
55.0	2.36-008	55.0	2.36-008
60.0	2.32-008	60.0	2.32-008
65.0	2.29-008	65.0	2.29-008
70.0	2.26-008	70.0	2.26-008
75.0	2.24-008	75.0	2.24-008
80.0	2.22-008	80.0	2.22-008
85.0	2.20-008	85.0	2.20-008
90.0	2.18-008	90.0	2.18-008
95.0	2.17-008	95.0	2.17-008
100.0	2.16-008	100.0	2.16-008
110.0	2.15-008	110.0	2.15-008
120.0	2.14-008	120.0	2.14-008
130.0	2.14-008	130.0	2.14-008
140.0	2.14-008	140.0	2.14-008
150.0	2.15-008	150.0	2.15-008
160.0	2.16-008	160.0	2.16-008
170.0	2.17-008	170.0	2.17-008
180.0	2.18-008	180.0	2.18-008
190.0	2.20-008	190.0	2.20-008
200.0	2.21-008	200.0	2.21-008
220.0	2.24-008	220.0	2.24-008
240.0	2.28-008	240.0	2.28-008
260.0	2.30-008	260.0	2.30-008
280.0	2.33-008	280.0	2.33-008

HUST AND SPARKS(1971C), AL-ALLOYS-HS(ANN)

TEMP	LORENZ RATIO	TEMP	LORENZ RATIO
5.0	2.44-008	5.0	2.44-008
6.0	2.46-008	6.0	2.46-008
7.0	2.48-008	7.0	2.48-008
8.0	2.50-008	8.0	2.50-008
9.0	2.50-008	9.0	2.50-008
10.0	2.50-008	10.0	2.50-008
12.0	2.50-008	12.0	2.50-008
14.0	2.49-008	14.0	2.49-008
16.0	2.49-008	16.0	2.49-008
18.0	2.48-008	18.0	2.48-008
20.0	2.48-008	20.0	2.48-008
25.0	2.45-008	25.0	2.45-008
30.0	2.41-008	30.0	2.41-008
35.0	2.35-008	35.0	2.35-008
40.0	2.28-008	40.0	2.28-008
45.0	2.21-008	45.0	2.21-008
50.0	2.14-008	50.0	2.14-008
55.0	2.08-008	55.0	2.08-008
60.0	2.03-008	60.0	2.03-008
65.0	1.98-008	65.0	1.98-008
70.0	1.94-008	70.0	1.94-008
75.0	1.91-008	75.0	1.91-008
80.0	1.89-008	80.0	1.89-008
85.0	1.87-008	85.0	1.87-008
90.0	1.85-008	90.0	1.85-008
95.0	1.84-008	95.0	1.84-008
100.0	1.84-008	100.0	1.84-008
110.0	1.83-008	110.0	1.83-008
120.0	1.84-008	120.0	1.84-008
130.0	1.86-008	130.0	1.86-008
140.0	1.88-008	140.0	1.88-008
150.0	1.91-008	150.0	1.91-008
160.0	1.94-008	160.0	1.94-008
170.0	1.97-008	170.0	1.97-008
180.0	2.01-008	180.0	2.01-008
190.0	2.04-008	190.0	2.04-008
200.0	2.06-008	200.0	2.06-008
220.0	2.12-008	220.0	2.12-008
240.0	2.16-008	240.0	2.16-008
260.0	2.19-008	260.0	2.19-008
280.0	2.23-008	280.0	2.23-008

HUST, WEITZEL, AND POWELL(1971), AL ALLOYS-HWP

TEMP	LORENZ RATIO	TEMP	LORENZ RATIO
9.0	2.47-008	6.0	2.47-008
7.0	2.50-008	7.0	2.50-008
8.0	2.52-008	8.0	2.52-008
9.0	2.52-008	9.0	2.52-008
10.0	2.52-008	10.0	2.52-008
12.0	2.52-008	12.0	2.52-008
14.0	2.52-008	14.0	2.52-008
16.0	2.53-008	16.0	2.53-008
18.0	2.53-008	18.0	2.53-008
20.0	2.53-008	20.0	2.53-008
25.0	2.53-008	25.0	2.53-008
30.0	2.51-008	30.0	2.51-008
35.0	2.49-008	35.0	2.49-008
40.0	2.45-008	40.0	2.45-008
45.0	2.42-008	45.0	2.42-008
50.0	2.38-008	50.0	2.38-008
55.0	2.35-008	55.0	2.35-008
60.0	2.31-008	60.0	2.31-008
65.0	2.29-008	65.0	2.29-008
70.0	2.26-008	70.0	2.26-008
75.0	2.24-008	75.0	2.24-008
80.0	2.22-008	80.0	2.22-008
85.0	2.21-008	85.0	2.21-008
90.0	2.19-008	90.0	2.19-008
100.0	2.18-008	100.0	2.18-008
110.0	2.17-008	110.0	2.17-008
120.0	2.17-008	120.0	2.17-008
130.0	2.17-008	130.0	2.17-008
140.0	2.18-008	140.0	2.18-008
150.0	2.20-008	150.0	2.20-008
160.0	2.21-008	160.0	2.21-008
170.0	2.24-008	170.0	2.24-008
180.0	2.26-008	180.0	2.26-008
190.0	2.28-008	190.0	2.28-008
200.0	2.31-008	200.0	2.31-008
220.0	2.36-008	220.0	2.36-008
240.0	2.40-008	240.0	2.40-008
260.0	2.44-008	260.0	2.44-008
280.0	2.47-008	280.0	2.47-008

POWELL, HALL, AND ROEDER(1960), AL ALLOYS-PHR(L/LO)

TEMP	LORENZ RATIO	TEMP	LORENZ RATIO
2.0	2.49-008	2.0	2.49-008
20.0	2.53-008	20.0	2.53-008
40.0	2.17-008	40.0	2.17-008
60.0	1.90-008	60.0	1.90-008
80.0	1.65-008	80.0	1.65-008
100.0	1.61-008	100.0	1.61-008

POWELL, HALL, AND ROEDER(1960), AL ALLOYS-PHR(5154)

TEMP	LORENZ RATIO	TEMP	LORENZ RATIO
2.0	2.18-008	2.0	2.18-008
20.0	2.60-008	20.0	2.60-008
40.0	2.51-008	40.0	2.51-008
60.0	2.37-008	60.0	2.37-008
80.0	2.27-008	80.0	2.27-008

POWELL, HALL, AND ROEDER(1960), AL ALLOYS-PHR(5086)

TEMP	LORENZ RATIO	TEMP	LORENZ RATIO
2.0	2.22-008	2.0	2.22-008
20.0	2.54-008	20.0	2.54-008
40.0	2.53-008	40.0	2.53-008
60.0	2.41-008	60.0	2.41-008
80.0	2.28-008	80.0	2.28-008
100.0	2.23-008	100.0	2.23-008

POWELL, HALL, AND ROEDER(1960), AL ALLOYS-PHR(5052)

TEMP	LORENZ RATIO	TEMP	LORENZ RATIO
2.0	2.32-008	2.0	2.32-008
20.0	2.65-008	20.0	2.65-008
40.0	2.61-008	40.0	2.61-008
60.0	2.46-008	60.0	2.46-008
80.0	2.31-008	80.0	2.31-008
100.0	2.25-008	100.0	2.25-008

POWELL, HALL, AND ROEDER(1960), AL ALLOYS-PHR(2024)

TEMP	LORENZ RATIO	TEMP	LORENZ RATIO
2.0	2.46-008	2.0	2.46-008
20.0	2.65-008	20.0	2.65-008
40.0	2.58-008	40.0	2.58-008
60.0	2.48-008	60.0	2.48-008

Lead and Tin

LEES(1908), PB AND SN-L (PB)

TEMP	LORENZ RATIO	TEMP	LORENZ RATIO
103.0	2.55-008	103.0	2.55-008
113.0	2.53-008	113.0	2.53-008
123.0	2.52-008	123.0	2.52-008
148.0	2.54-008	148.0	2.54-008
173.0	2.54-008	173.0	2.54-008
198.0	2.51-008	198.0	2.51-008
223.0	2.52-008	223.0	2.52-008
248.0	2.51-008	248.0	2.51-008
273.0	2.53-008	273.0	2.53-008
291.0	2.51-008	291.0	2.51-008

LEES(1908), PB AND SN-L (SN)

TEMP	LORENZ RATIO	TEMP	LORENZ RATIO
103.0	2.48-008	103.0	2.48-008
113.0	2.49-008	113.0	2.49-008
123.0	2.53-008	123.0	2.53-008
148.0	2.52-008	148.0	2.52-008
173.0	2.51-008	173.0	2.51-008
198.0	2.52-008	198.0	2.52-008
223.0	2.53-008	223.0	2.53-008
248.0	2.51-008	248.0	2.51-008
273.0	2.49-008	273.0	2.49-008
291.0	2.47-008	291.0	2.47-008

HUST AND SPARKS(1971), AU-HS(2)

TEMP	LORENZ RATIO	TEMP	LORENZ RATIO
6.0	2.35-008	6.0	2.35-008
7.0	2.43-008	7.0	2.43-008
8.0	2.39-008	8.0	2.39-008
9.0	2.33-008	9.0	2.33-008
10.0	2.27-008	10.0	2.27-008
12.0	2.15-008	12.0	2.15-008
14.0	2.04-008	14.0	2.04-008
16.0	1.93-008	16.0	1.93-008
18.0	1.84-008	18.0	1.84-008
20.0	1.76-008	20.0	1.76-008
25.0	1.64-008	25.0	1.64-008
30.0	1.60-008	30.0	1.60-008
35.0	1.61-008	35.0	1.61-008
40.0	1.63-008	40.0	1.63-008
45.0	1.67-008	45.0	1.67-008
50.0	1.71-008	50.0	1.71-008
55.0	1.77-008	55.0	1.77-008
60.0	1.82-008	60.0	1.82-008
65.0	1.87-008	65.0	1.87-008
70.0	1.92-008	70.0	1.92-008
75.0	1.97-008	75.0	1.97-008
80.0	2.01-008	80.0	2.01-008
85.0	2.05-008	85.0	2.05-008
90.0	2.08-008	90.0	2.08-008
95.0	2.11-008	95.0	2.11-008
100.0	2.14-008	100.0	2.14-008
110.0	2.19-008	110.0	2.19-008
120.0	2.22-008	120.0	2.22-008
130.0	2.26-008	130.0	2.26-008
140.0	2.29-008	140.0	2.29-008
150.0	2.32-008	150.0	2.32-008
160.0	2.33-008	160.0	2.33-008
170.0	2.33-008	170.0	2.33-008

HUST AND SPARKS(1971), AU-HS(1)

TEMP	LORENZ RATIO	TEMP	LORENZ RATIO
7.0	2.16-008	7.0	2.16-008
8.0	2.15-008	8.0	2.15-008
9.0	2.17-008	9.0	2.17-008
10.0	2.16-008	10.0	2.16-008
12.0	2.07-008	12.0	2.07-008
14.0	1.93-008	14.0	1.93-008
16.0	1.79-008	16.0	1.79-008
18.0	1.69-008	18.0	1.69-008
20.0	1.61-008	20.0	1.61-008
25.0	1.54-008	25.0	1.54-008
30.0	1.53-008	30.0	1.53-008
35.0	1.55-008	35.0	1.55-008
40.0	1.59-008	40.0	1.59-008
45.0	1.63-008	45.0	1.63-008
50.0	1.68-008	50.0	1.68-008
55.0	1.73-008	55.0	1.73-008
60.0	1.79-008	60.0	1.79-008
65.0	1.85-008	65.0	1.85-008
70.0	1.90-008	70.0	1.90-008
75.0	1.95-008	75.0	1.95-008
80.0	2.00-008	80.0	2.00-008
85.0	2.05-008	85.0	2.05-008
90.0	2.09-008	90.0	2.09-008
95.0	2.12-008	95.0	2.12-008
100.0	2.15-008	100.0	2.15-008
110.0	2.20-008	110.0	2.20-008
120.0	2.23-008	120.0	2.23-008
130.0	2.26-008	130.0	2.26-008
140.0	2.28-008	140.0	2.28-008
150.0	2.30-008	150.0	2.30-008
160.0	2.31-008	160.0	2.31-008
170.0	2.33-008	170.0	2.33-008
180.0	2.34-008	180.0	2.34-008
190.0	2.36-008	190.0	2.36-008
200.0	2.37-008	200.0	2.37-008
220.0	2.39-008	220.0	2.39-008
240.0	2.40-008	240.0	2.40-008
260.0	2.41-008	260.0	2.41-008
280.0	2.41-008	280.0	2.41-008

HUST AND SPARKS(1971), AU-HS(3)

TEMP	LORENZ RATIO	TEMP	LORENZ RATIO
7.0	2.21-008	7.0	2.21-008
8.0	1.99-008	8.0	1.99-008
9.0	1.90-008	9.0	1.90-008
10.0	1.84-008	10.0	1.84-008
12.0	1.70-008	12.0	1.70-008
14.0	1.53-008	14.0	1.53-008
16.0	1.41-008	16.0	1.41-008
18.0	1.34-008	18.0	1.34-008
20.0	1.32-008	20.0	1.32-008
25.0	1.36-008	25.0	1.36-008
30.0	1.42-008	30.0	1.42-008
35.0	1.46-008	35.0	1.46-008
40.0	1.51-008	40.0	1.51-008
45.0	1.56-008	45.0	1.56-008
50.0	1.62-008	50.0	1.62-008
55.0	1.69-008	55.0	1.69-008
60.0	1.75-008	60.0	1.75-008
65.0	1.82-008	65.0	1.82-008
70.0	1.88-008	70.0	1.88-008
75.0	1.93-008	75.0	1.93-008
80.0	1.98-008	80.0	1.98-008
85.0	2.02-008	85.0	2.02-008
90.0	2.06-008	90.0	2.06-008
95.0	2.10-008	95.0	2.10-008
100.0	2.13-008	100.0	2.13-008
110.0	2.17-008	110.0	2.17-008
120.0	2.21-008	120.0	2.21-008
130.0	2.24-008	130.0	2.24-008
140.0	2.27-008	140.0	2.27-008
150.0	2.29-008	150.0	2.29-008
160.0	2.31-008	160.0	2.31-008
170.0	2.33-008	170.0	2.33-008

Gold Cobalt Alloy

POWELL, BUNCH, AND GIBSON(1960), AU CO ALLOY-PBG

TEMP	LORENZ RATIO	TEMP	LORENZ RATIO
4.0	3.01-008	4.0	3.01-008
10.0	4.90-008	10.0	4.90-008
15.0	5.20-008	15.0	5.20-008
20.0	5.08-008	20.0	5.08-008
30.0	4.51-008	30.0	4.51-008
40.0	4.02-008	40.0	4.02-008
50.0	3.70-008	50.0	3.70-008
60.0	3.45-008	60.0	3.45-008
70.0	3.27-008	70.0	3.27-008
80.0	3.12-008	80.0	3.12-008
90.0	3.00-008	90.0	3.00-008

Silver

FENTON, ROGERS, AND WOODS(1963), AG -FRW (1)

TEMP	LORENZ RATIO	TEMP	LORENZ RATIO
2.2	2.43-008	2.2	2.43-008
4.0	2.34-008	4.0	2.34-008
8.0	1.75-008	8.0	1.75-008
10.9	1.31-008	10.9	1.31-008

FENTON, ROGERS, AND WOODS(1963), AG -FRW (2)

TEMP	LORENZ RATIO	TEMP	LORENZ RATIO
2.0	2.41-008	2.0	2.41-008
4.0	2.25-008	4.0	2.25-008
8.0	1.58-008	8.0	1.58-008
14.0	1.01-008	14.0	1.01-008
16.5	1.00-008	16.5	1.00-008

KANNULIJK(1933), AG-K(1)

TEMP	LORENZ RATIO	TEMP	LORENZ RATIO
273.1	2.31-008	0.0	2.31-008
194.6	2.24-008	-78.5	2.24-008
90.1	1.80-008	-183.0	1.80-008

KANNULIJK(1933), AG-K(2)

TEMP	LORENZ RATIO	TEMP	LORENZ RATIO
273.1	2.31-008	0.0	2.31-008
194.6	2.24-008	-78.5	2.24-008
90.1	1.62-008	-183.0	1.62-008

LEES(1908), AG-L

TEMP	LORENZ RATIO	TEMP	LORENZ RATIO
103.0	2.04-008	103.0	2.04-008
113.0	2.09-008	113.0	2.09-008
123.0	2.13-008	123.0	2.13-008
148.0	2.24-008	148.0	2.24-008
173.0	2.29-008	173.0	2.29-008
198.0	2.34-008	198.0	2.34-008
223.0	2.36-008	223.0	2.36-008
248.0	2.35-008	248.0	2.35-008
273.0	2.33-008	273.0	2.33-008
291.0	2.33-008	291.0	2.33-008

MALM AND WOODS(1966), AG-MW

TEMP	LORENZ RATIO	TEMP	LORENZ RATIO	ELECTRICAL RESISTIVITY	THERMAL CONDUCTIVITY
2.0	2.43-008	2.0	2.43-008	4.90-007	1.00-001
3.0	2.51-008	3.0	2.51-008	5.03-007	1.50-001
4.0	2.59-008	4.0	2.59-008	5.10-007	2.03-001
6.0	2.99-008	6.0	2.99-008	5.13-007	3.50-001
8.0	3.57-008	8.0	3.57-008	5.10-007	5.60-001
10.0	3.56-008	10.0	3.56-008	5.08-007	7.00-001
12.0	3.81-008	12.0	3.81-008	5.08-007	9.00-001
14.0	3.69-008	14.0	3.69-008	5.07-007	1.02-000
16.0	3.65-008	16.0	3.65-008	5.08-007	1.15-000
18.0	3.53-008	18.0	3.53-008	5.09-007	1.25-000
20.0	3.44-008	20.0	3.44-008	5.10-007	1.35-000
22.0	3.36-008	22.0	3.36-008	5.14-007	1.43-000
24.0	3.25-008	24.0	3.25-008	5.20-007	1.50-000

MALM AND WOODS(1966), AG-MW

TEMP	LORENZ RATIO	TEMP	LORENZ RATIO	ELECTRICAL RESISTIVITY	THERMAL CONDUCTIVITY
2.0	2.48-008	2.0	2.48-008	1.72-007	2.88-001
3.0	2.69-008	3.0	2.69-008	1.73-007	4.67-001
4.0	2.72-008	4.0	2.72-008	1.73-007	6.30-001
6.0	2.85-008	6.0	2.85-008	1.71-007	1.00-000
8.0	2.93-008	8.0	2.93-008	1.70-007	1.88-000
10.0	2.86-008	10.0	2.86-008	1.69-007	1.69-000
12.0	3.36-008	12.0	3.36-008	1.68-007	2.40-000
16.0	2.85-008	16.0	2.85-008	1.69-007	2.70-000
18.0	2.86-008	18.0	2.86-008	1.70-007	3.02-000
20.0	2.86-008	20.0	2.86-008	1.73-007	3.31-000
22.0	2.82-008	22.0	2.82-008	1.75-007	3.54-000
24.0	2.78-008	24.0	2.78-008	1.80-007	3.71-000

MALM AND WOODS(1966), AG-MW

TEMP	LORENZ RATIO	TEMP	LORENZ RATIO	ELECTRICAL RESISTIVITY	THERMAL CONDUCTIVITY
2.0	2.64-008	2.0	2.64-008	9.60-008	5.49-000
3.0	2.75-008	3.0	2.75-008	9.50-008	8.70-001
4.0	2.84-008	4.0	2.84-008	9.40-008	1.20-000
6.0	2.88-008	6.0	2.88-008	9.30-008	1.86-000
8.0	2.90-008	8.0	2.90-008	9.25-008	2.51-000
10.0	3.05-008	10.0	3.05-008	9.22-008	3.31-000
12.0	2.85-008	12.0	2.85-008	9.23-008	3.71-000
14.0	2.76-008	14.0	2.76-008	9.29-008	4.16-000
16.0	2.74-008	16.0	2.74-008	9.40-008	4.67-000
18.0	2.54-008	18.0	2.54-008	9.56-008	4.79-000
20.0	2.55-008	20.0	2.55-008	9.75-008	5.24-000
22.0	2.46-008	22.0	2.46-008	1.01-007	5.36-000

Silver (cont.)

MALM AND WOODS(1966), AG-MW

TEMP	LORENZ RATIO	TEMP	ELECTRICAL RESISTIVITY	THERMAL CONDUCTIVITY
2.0	2.72-008	2.0	1.14-008	4.78+000
3.0	2.52-008	3.0	1.12-008	6.75+000
4.0	2.66-008	4.0	1.12-008	9.54+000
6.0	2.73-008	6.0	1.11-008	1.48+001
8.0	2.62-008	8.0	1.11-008	1.90+001
10.0	2.42-008	10.0	1.11-008	2.18+001
12.0	2.26-008	12.0	1.13-008	2.40+001
14.0	2.08-008	14.0	1.16-008	2.51+001

Copper

LEES(1908), CU-L

TEMP	LORENZ RATIO	TEMP	LORENZ RATIO
103.0	1.85-008	103.0	1.85-008
113.0	1.92-008	113.0	1.92-008
123.0	1.97-008	123.0	1.97-008
148.0	2.07-008	148.0	2.07-008
173.0	2.17-008	173.0	2.17-008
198.0	2.23-008	198.0	2.23-008
223.0	2.26-008	223.0	2.26-008
248.0	2.28-008	248.0	2.28-008
273.0	2.30-008	273.0	2.30-008
291.0	2.32-008	291.0	2.32-008

MOORE, MCELROY, AND GRAVES(1967), CU-MMG

TEMP	LORENZ RATIO	TEMP	LORENZ RATIO	ELECTRICAL RESISTIVITY	THERMAL CONDUCTIVITY
85.0	1.54-008	85.0	1.54-008	2.48-007	5.27+000
90.0	1.59-008	90.0	1.59-008	3.50-007	4.81+000
100.0	1.68-008	100.0	1.68-008	4.18-007	4.63+000
110.0	1.76-008	110.0	1.76-008	4.88-007	4.50+000
120.0	1.83-008	120.0	1.83-008	5.58-007	4.41+000
130.0	1.89-008	130.0	1.89-008	6.31-007	4.34+000
140.0	1.96-008	140.0	1.96-008	7.02-007	4.28+000
150.0	2.00-008	150.0	2.00-008	8.76-007	4.13+000
175.0	2.10-008	175.0	2.10-008	1.05-006	4.09+000
200.0	2.16-008	200.0	2.16-008	1.32-006	4.06+000
225.0	2.22-008	225.0	2.22-008	1.59-006	4.04+000
250.0	2.26-008	250.0	2.26-008	1.86-006	4.01+000
275.0	2.28-008	275.0	2.28-008	2.13-006	4.01+000
300.0	2.31-008	300.0	2.31-008		

POWELL-RODER, AND HALL(1959), CU-PRH(CD)

TEMP	LORENZ RATIO	TEMP	LORENZ RATIO
5.0	2.10-008	5.0	2.10-008
10.0	2.04-008	10.0	2.04-008
15.0	1.92-008	15.0	1.92-008
20.0	1.75-008	20.0	1.75-008
25.0	1.56-008	25.0	1.56-008
35.0	1.28-008	35.0	1.28-008
45.0	1.23-008	45.0	1.23-008
55.0	1.28-008	55.0	1.28-008
60.0	1.32-008	60.0	1.32-008
65.0	1.36-008	65.0	1.36-008
70.0	1.39-008	70.0	1.39-008
75.0	1.43-008	75.0	1.43-008
80.0	1.46-008	80.0	1.46-008
85.0	1.51-008	85.0	1.51-008

POWELL-RODER, AND HALL(1959), CU-PRH(ANN)

TEMP	LORENZ RATIO	TEMP	LORENZ RATIO
5.0	1.83-008	5.0	1.83-008
10.0	1.51-008	10.0	1.51-008
15.0	1.07-008	15.0	1.07-008
20.0	8.80-009	20.0	8.80-009
25.0	8.40-009	25.0	8.40-009
35.0	9.30-009	35.0	9.30-009
45.0	1.04-008	45.0	1.04-008
55.0	1.15-008	55.0	1.15-008
65.0	1.26-008	65.0	1.26-008
75.0	1.37-008	75.0	1.37-008
80.0	1.42-008	80.0	1.42-008

WHITE AND TAINSH(WT), CU-WT

TEMP	LORENZ RATIO	TEMP	LORENZ RATIO
5.0	2.36-008	5.0	2.36-008
10.0	1.85-008	10.0	1.85-008
15.0	1.20-008	15.0	1.20-008
20.0	9.20-009	20.0	9.20-009
25.0	8.60-009	25.0	8.60-009
30.0	9.90-009	30.0	9.90-009
35.0	9.90-009	35.0	9.90-009
40.0	1.06-008	40.0	1.06-008
45.0	1.13-008	45.0	1.13-008
50.0	1.20-008	50.0	1.20-008
55.0	1.27-008	55.0	1.27-008
60.0	1.33-008	60.0	1.33-008
65.0	1.39-008	65.0	1.39-008
70.0	1.45-008	70.0	1.45-008
75.0	1.51-008	75.0	1.51-008
80.0	1.57-008	80.0	1.57-008
85.0	1.61-008	85.0	1.61-008
90.0	1.61-008	90.0	1.61-008
95.0	1.51-008	95.0	1.51-008
100.0	1.75-008	100.0	1.75-008

Copper Alloys (German Silver and Brass)

ALLEN AND MENDOZA (1947), CU ALLOYS-AM

TEMP	LORENZ RATIO	ELECTRICAL RESISTIVITY	THERMAL CONDUCTIVITY
1.4	3.50-009	3.27-006	1.50-003
2.0	7.19-009	3.27-006	4.40-003
3.0	1.56-008	3.27-006	1.43-002
4.0	2.80-008	3.27-006	3.43-002

BERMAN (1951), CU ALLOYS-B (G-AG)

TEMP	LORENZ RATIO	ELECTRICAL RESISTIVITY	THERMAL CONDUCTIVITY
4.0	9.18-008	4.42-005	8.31-003
10.0	1.53-007	4.42-005	3.46-002
20.0	1.08-007	2.43-005	8.89-002
50.0	1.51-007	4.45-005	1.70-001
81.2	1.07-007	4.55-005	1.90-001

BERMAN (1951), CU ALLOYS-B (CON)

TEMP	LORENZ RATIO	ELECTRICAL RESISTIVITY	THERMAL CONDUCTIVITY
4.0	4.47-008	2.65-005	6.75-003
10.0	7.29-008	2.65-005	2.75-002
20.0	9.40-008	2.66-005	7.07-002
50.0	7.96-008	2.69-005	1.48-001
81.2	5.75-008	2.75-005	1.70-001

KARWEIL AND SCHAFER (1939), CU ALLOYS-KS(SB)

TEMP	LORENZ RATIO	TEMP	LORENZ RATIO
5.0	5.40-008	5.0	5.40-008
10.0	6.40-008	10.0	6.40-008
15.0	9.20-008	15.0	8.20-008
20.0	7.20-008	20.0	7.20-008

KARWEIL AND SCHAFER (1939), CU ALLOYS-KS(NS)

TEMP	LORENZ RATIO	TEMP	LORENZ RATIO
3.0	4.10-008	3.0	4.10-008
5.0	4.90-008	5.0	4.90-008
10.0	7.90-008	10.0	7.90-008
15.0	9.40-008	15.0	9.40-008
20.0	9.90-008	20.0	9.90-008

LEES (1908), CU ALLOYS-L (G-AG)

TEMP	LORENZ RATIO	TEMP	LORENZ RATIO
103.0	6.51-008	103.0	6.51-008
113.0	6.06-008	113.0	6.06-008
123.0	5.69-008	123.0	5.69-008
148.0	4.93-008	148.0	4.93-008
173.0	4.37-008	173.0	4.37-008
198.0	4.02-008	198.0	4.02-008
223.0	3.75-008	223.0	3.75-008
248.0	3.59-008	248.0	3.59-008
273.0	3.41-008	273.0	3.41-008
291.0	3.36-008	291.0	3.36-008

LEES (1908), CU ALLOYS-L (PTD)

TEMP	LORENZ RATIO	TEMP	LORENZ RATIO
103.0	5.13-008	103.0	5.13-008
113.0	4.82-008	113.0	4.82-008
123.0	4.56-008	123.0	4.56-008
148.0	4.00-008	148.0	4.00-008
173.0	3.61-008	173.0	3.61-008
198.0	3.38-008	198.0	3.38-008
223.0	3.21-008	223.0	3.21-008
248.0	3.13-008	248.0	3.13-008
273.0	3.01-008	273.0	3.01-008
291.0	2.96-008	291.0	2.96-008

LEES (1908), CU ALLOYS-L

TEMP	LORENZ RATIO	TEMP	LORENZ RATIO
103.0	2.78-008	103.0	2.78-008
113.0	2.71-008	113.0	2.71-008
123.0	2.65-008	123.0	2.65-008
148.0	2.57-008	148.0	2.57-008
173.0	2.54-008	173.0	2.54-008
198.0	2.51-008	198.0	2.51-008
223.0	2.47-008	223.0	2.47-008
248.0	2.46-008	248.0	2.46-008
273.0	2.45-008	273.0	2.45-008
291.0	2.45-008	291.0	2.45-008

Zinc and Cadmium

GOENS AND GRUNEISEN(1932), ZN AND CO-GG(IZN-PERPENDICULAR)

TEMP	LORENZ RATIO	LORENZ RATIO	TEMP	LORENZ RATIO
293.2	2.56-008	293.2	2.56-008	
83.2	2.04-008	83.2	2.04-008	
21.2	1.47-008	21.2	1.47-008	

GOENS AND GRUNEISEN(1932), ZN AND CO-GG(IZN-PARALLEL)

TEMP	LORENZ RATIO	LORENZ RATIO	TEMP	LORENZ RATIO
293.2	2.47-008	293.2	2.47-008	
83.2	1.90-008	83.2	1.90-008	
21.2	9.70-009	21.2	9.70-009	

LEES(1908), ZN AND CO-L(IZN)

TEMP	LORENZ RATIO	LORENZ RATIO	TEMP	LORENZ RATIO
103.0	2.50-008	103.0	2.20-008	
113.0	2.25-008	113.0	2.25-008	
123.0	2.30-008	123.0	2.30-008	
148.0	2.33-008	148.0	2.33-008	
173.0	2.39-008	173.0	2.39-008	
198.0	2.41-008	198.0	2.41-008	
223.0	2.40-008	223.0	2.40-008	
248.0	2.44-008	248.0	2.44-008	
273.0	2.45-008	273.0	2.44-008	
291.0	2.43-008	291.0	2.43-008	

GOENS AND GRUNEISEN(1932), ZN AND CO-GG(CO-PARALLEL)

TEMP	LORENZ RATIO	LORENZ RATIO	TEMP	LORENZ RATIO
293.2	2.37-008	293.2	2.37-008	
83.2	2.20-008	83.2	2.20-008	
21.2	1.60-008	21.2	1.60-008	

GOENS AND GRUNEISEN(1932), ZN AND CO-GG(CO-PERPENDICULAR)

TEMP	LORENZ RATIO	LORENZ RATIO	TEMP	LORENZ RATIO
293.2	2.44-008	293.2	2.44-008	
83.2	2.21-008	83.2	2.21-008	
21.2	1.27-008	21.2	1.27-008	

LEES(1908), ZN AND CO-L(CO)

TEMP	LORENZ RATIO	LORENZ RATIO	TEMP	LORENZ RATIO
103.0	2.39-008	103.0	2.39-008	
113.0	2.41-008	113.0	2.41-008	
123.0	2.42-008	123.0	2.42-008	
148.0	2.43-008	148.0	2.43-008	
173.0	2.43-008	173.0	2.43-008	
198.0	2.42-008	198.0	2.42-008	
223.0	2.41-008	223.0	2.41-008	
248.0	2.40-008	248.0	2.40-008	
273.0	2.40-008	273.0	2.40-008	
291.0	2.39-008	291.0	2.39-008	

Scandium and Yttrium

ARAJA AND COLVIN(1964), SC AND Y-AC

TEMP	LORENZ RATIO	TEMP	LORENZ RATIO
4.2	7.00-008	4.2	7.00-008
20.0	6.00-008	20.0	6.00-008
40.0	4.20-008	40.0	4.20-008
60.0	3.30-008	60.0	3.30-008
80.0	3.10-008	80.0	3.10-008
120.0	3.15-008	120.0	3.15-008
160.0	3.30-008	160.0	3.30-008
200.0	3.60-008	200.0	3.60-008
240.0	3.85-008	240.0	3.85-008
280.0	4.35-008	280.0	4.35-008
300.0	4.65-008	300.0	4.65-008

TAMARIN, CHUPRIKOV, AND SHALYT(1969), SC AND Y- TCS(PARALLEL)

TEMP	LORENZ RATIO	TEMP	LORENZ RATIO
5.0	4.20-008	5.0	4.20-008
10.0	4.70-008	10.0	4.70-008
17.0	5.00-008	17.0	5.00-008
20.0	4.90-008	20.0	4.90-008
30.0	4.50-008	30.0	4.50-008
40.0	4.10-008	40.0	4.10-008
50.0	3.95-008	50.0	3.95-008
60.0	3.90-008	60.0	3.90-008
70.0	3.80-008	70.0	3.80-008
80.0	3.77-008	80.0	3.77-008
90.0	3.75-008	90.0	3.75-008
100.0	3.72-008	100.0	3.72-008
110.0	3.70-008	110.0	3.70-008
120.0	3.68-008	120.0	3.68-008
130.0	3.67-008	130.0	3.67-008
140.0	3.66-008	140.0	3.66-008
150.0	3.65-008	150.0	3.65-008

TAMARIN, SHUPRIKOV, AND SHALYT(1969), SC AND Y- TCS PERPENDICULAR)

TEMP	LORENZ RATIO	TEMP	LORENZ RATIO
5.0	3.00-008	5.0	3.00-008
10.0	3.05-008	10.0	3.05-008
14.0	3.10-008	14.0	3.10-008
20.0	3.00-008	20.0	3.00-008
30.0	2.47-008	30.0	2.47-008
40.0	2.00-008	40.0	2.00-008
50.0	1.95-008	50.0	1.95-008
60.0	1.90-008	60.0	1.90-008
70.0	1.95-008	70.0	1.95-008
80.0	2.00-008	80.0	2.00-008
100.0	2.03-008	100.0	2.03-008
120.0	2.47-008	120.0	2.47-008
140.0	2.50-008	140.0	2.50-008
150.0	2.53-008	150.0	2.53-008

Titanium, Hafnium, and Zirconium

KEMP, KLEMENS, AND WHITE (1956), TI, HF, AND ZR - KKWKTTI

TEMP	LORENZ RATIO	TEMP	LORENZ RATIO
3+3	2.95-008	3+3	2.95-008
10+0	3.58-008	10+0	3.58-008
20+0	4.30-008	20+0	4.30-008
30+0	4.62-008	30+0	4.62-008
40+0	4.62-008	40+0	4.62-008
50+0	4.47-008	50+0	4.47-008
60+0	4.41-008	60+0	4.41-008
70+0	4.40-008	70+0	4.40-008
80+0	4.38-008	80+0	4.38-008
90+0	4.38-008	90+0	4.38-008

KEMP, KLEMENS, AND WHITE (1956), TI, HF, AND ZR - KKWKW (ZR)

TEMP	LORENZ RATIO	TEMP	LORENZ RATIO
2+1	2.39-008	2+1	2.39-008
10+0	2.39-008	10+0	2.39-008
20+0	2.46-008	20+0	2.46-008
30+0	2.45-008	30+0	2.45-008
40+0	2.31-008	40+0	2.31-008
50+0	2.27-008	50+0	2.27-008
60+0	2.33-008	60+0	2.33-008
70+0	2.45-008	70+0	2.45-008
80+0	2.57-008	80+0	2.57-008
90+0	2.68-008	90+0	2.68-008

WHITE AND WOODS (1957A), TI, HF, AND ZR - WW(HF)

TEMP	LORENZ RATIO	TEMP	ELECTRICAL RESISTIVITY	TEMP	THERMAL CONDUCTIVITY
10+0	4.23-008	10+0	4.23-006	10+0	1.00-001
15+0	4.27-008	15+0	4.27-006	15+0	1.50-001
20+0	3.95-008	20+0	4.36-006	20+0	1.80-001
30+0	3.65-008	30+0	4.97-006	30+0	2.20-001
40+0	3.32-008	40+0	5.53-006	40+0	2.40-001
50+0	3.20-008	50+0	6.53-006	50+0	2.45-001
75+0	3.17-008	75+0	9.43-006	75+0	2.52-001
90+0	3.24-008	90+0	1.12-005	90+0	2.60-001

HUST, WEITZEL, AND POWELL(1971), Ti, ALLOYS		- HWP	
TEMP	LORENZ RATIO	TEMP	LORENZ RATIO
7.0	1.29-007	7.0	1.29-007
8.0	1.32-007	8.0	1.32-007
9.0	1.34-007	9.0	1.34-007
10.0	1.36-007	10.0	1.36-007
12.0	1.38-007	12.0	1.38-007
14.0	1.38-007	14.0	1.38-007
16.0	1.37-007	16.0	1.37-007
18.0	1.35-007	18.0	1.35-007
20.0	1.33-007	20.0	1.33-007
25.0	1.27-007	25.0	1.27-007
30.0	1.20-007	30.0	1.20-007
35.0	1.14-007	35.0	1.14-007
40.0	1.08-007	40.0	1.08-007
45.0	1.03-007	45.0	1.03-007
50.0	9.86-008	50.0	9.86-008
55.0	9.43-008	55.0	9.43-008
60.0	9.04-008	60.0	9.04-008
65.0	8.69-008	65.0	8.69-008
70.0	8.36-008	70.0	8.36-008
75.0	8.06-008	75.0	8.06-008
80.0	7.78-008	80.0	7.78-008
85.0	7.53-008	85.0	7.53-008
90.0	7.30-008	90.0	7.30-008
95.0	7.08-008	95.0	7.08-008
100.0	6.89-008	100.0	6.89-008
110.0	6.54-008	110.0	6.54-008
120.0	6.25-008	120.0	6.25-008
130.0	5.99-008	130.0	6.00-008
140.0	5.78-008	140.0	5.78-008
150.0	5.60-008	150.0	5.60-008
160.0	5.45-008	160.0	5.45-008
170.0	5.32-008	170.0	5.32-008
180.0	5.20-008	180.0	5.20-008
190.0	5.11-008	190.0	5.11-008
200.0	5.02-008	200.0	5.02-008
220.0	4.88-008	220.0	4.88-008
240.0	4.76-008	240.0	4.76-008
260.0	4.66-008	260.0	4.66-008
280.0	4.56-008	280.0	4.56-008
300.0	4.45-008	300.0	4.45-008

Tungsten

BACKLUND(1967), W - B

TEMP	LORENZ RATIO	ELECTRICAL RESISTIVITY	THERMAL CONDUCTIVITY
100.0	2.39-008	1.25-006	1.91+000
150.0	2.79-008	2.35-006	1.78+000
200.0	2.99-008	3.50-006	1.71+000
250.0	3.14-008	4.70-006	1.67+000
300.0	3.12-008	5.75-006	1.63+000

DEHAAS AND OENOBLE (1938), W-00

TEMP	LORENZ RATIO	ELECTRICAL RESISTIVITY	THERMAL CONDUCTIVITY
77.4	1.88-008	3.50-007	2.60+000
74.3	1.81-008	4.99-007	2.77+000
71.3	1.74-008	4.46-007	2.87+000
68.2	1.66-008	3.54-007	2.87+000
65.8	1.60-008	3.56-007	2.95+000
63.5	1.56-008	3.23-007	3.07+000
50.6	9.82-009	1.42-007	3.50+000
90.2	2.17-008	6.07-007	2.43+000
85.1	2.04-008	7.04-007	2.47+000
74.9	1.82-008	5.11-007	2.68+000
69.8	1.71-008	4.23-007	2.82+000
65.2	1.58-008	3.47-007	2.96+000
20.4	1.07-008	4.20-009	5.19+001
20.4	1.05-008	4.10-009	5.22+001
17.5	1.18-008	3.10-009	6.69+001

KANNULUIK(1933), W - K

TEMP	LORENZ RATIO	TEMP	LORENZ RATIO
273.1	3.04-008	0.0	3.04-008
194.6	2.80-008	-78.5	2.80-008
90.1	1.91-008	-183.0	1.91-008

KANNULUIK(1933), W - K

TEMP	LORENZ RATIO	TEMP	LORENZ RATIO
273.1	3.06-008	0.0	3.06-008
194.6	2.90-008	-78.5	2.90-008
90.1	2.00-008	-183.0	2.00-008

MOORE, MCELROY, AND BARSONI(1966), W- MMB

TEMP	LORENZ RATIO	ELECTRICAL RESISTIVITY	THERMAL CONDUCTIVITY
80.0	1.72-008	6.00-007	2.29+000
100.0	2.23-008	1.04-006	2.15+000
120.0	2.54-008	1.48-006	2.06+000
140.0	2.74-008	1.92-006	2.00+000
160.0	2.88-008	2.35-006	1.95+000
180.0	2.99-008	2.80-006	1.92+000
200.0	3.08-008	3.24-006	1.90+000
220.0	3.17-008	3.68-006	1.89+000
240.0	3.23-008	4.12-006	1.88+000
260.0	3.26-008	4.56-006	1.86+000
280.0	3.27-008	5.00-006	1.83+000
300.0	3.25-008	5.44-006	1.79+000

MOORE, MCELROY, AND BARSONI(1966), W- MMB

TEMP	LORENZ RATIO	ELECTRICAL RESISTIVITY	THERMAL CONDUCTIVITY
100.0	2.40-008	1.20-006	2.00+000
120.0	2.65-008	1.64-006	1.94+000
140.0	2.85-008	2.08-006	1.90+000
160.0	2.95-008	2.52-006	1.87+000
180.0	3.03-008	2.96-006	1.84+000
200.0	3.09-008	3.40-006	1.82+000
220.0	3.15-008	3.84-006	1.80+000
240.0	3.18-008	4.27-006	1.79+000
260.0	3.19-008	4.71-006	1.76+000
280.0	3.21-008	5.16-006	1.74+000
300.0	3.20-008	5.60-006	1.72+000

WHITE AND WOODS(1957B), W- WW

TEMP	LORENZ RATIO	ELECTRICAL RESISTIVITY	THERMAL CONDUCTIVITY
10.0	2.72-008	3.24-008	8.40+000
15.0	2.47-008	3.37-008	1.10+001
20.0	2.31-008	3.72-008	1.24+001
30.0	1.61-008	5.03-008	9.00+000
40.0	1.41-008	1.01-007	5.60+000
50.0	1.34-008	1.81-007	3.70+000
75.0	1.88-008	5.41-007	2.60+000
100.0	2.55-008	1.06-006	2.40+000

WAGNER, GARLANO, AND BOWERS(1971), W- WGB

TEMP	LORENZ RATIO	TEMP	LORENZ RATIO
1.5	2.43-008	1.5	2.43-008
2.0	2.39-008	2.0	2.39-008
2.5	2.33-008	2.5	2.33-008
3.0	2.29-008	3.0	2.29-008
3.5	2.20-008	3.5	2.20-008
4.0	2.15-008	4.0	2.15-008
4.5	2.09-008	4.5	2.09-008
5.0	2.00-008	5.0	2.00-008
5.5	1.91-008	5.5	1.91-008
6.0	1.82-008	6.0	1.82-008

WAGNER, GARLANO, AND BOWERS(1971), W- WGB

TEMP	LORENZ RATIO	TEMP	LORENZ RATIO
1.5	2.32-008	1.5	2.32-008
2.0	2.21-008	2.0	2.21-008
2.5	2.10-008	2.5	2.10-008
3.0	1.97-008	3.0	1.97-008
3.5	1.82-008	3.5	1.82-008
4.0	1.69-008	4.0	1.69-008
4.5	1.58-008	4.5	1.58-008
5.0	1.50-008	5.0	1.50-008
5.5	1.40-008	5.5	1.40-008
6.0	1.33-008	6.0	1.33-008

WAGNER, GARLANO, AND BOWERS(1971), W- WGB

TEMP	LORENZ RATIO	TEMP	LORENZ RATIO
1.5	2.28-008	1.5	2.28-008
2.0	2.12-008	2.0	2.12-008
2.5	1.98-008	2.5	1.98-008
3.0	1.80-008	3.0	1.80-008
3.5	1.62-008	3.5	1.62-008
4.0	1.53-008	4.0	1.53-008
4.5	1.41-008	4.5	1.41-008
5.0	1.32-008	5.0	1.32-008
5.5	1.22-008	5.5	1.22-008
6.0	1.18-008	6.0	1.18-008

WAGNER, GARLANO, AND BOWERS(1971), W- WGB

TEMP	LORENZ RATIO	TEMP	LORENZ RATIO
1.5	2.17-008	1.5	2.17-008
2.0	2.07-008	2.0	2.07-008
2.5	1.93-008	2.5	1.93-008
3.0	1.80-008	3.0	1.80-008
3.5	1.60-008	3.5	1.60-008
4.0	1.50-008	4.0	1.50-008
4.5	1.38-008	4.5	1.38-008
5.0	1.27-008	5.0	1.27-008
5.5	1.17-008	5.5	1.17-008
6.0	1.09-008	6.0	1.09-008

WAGNER, GARLANO, AND BOWERS(1971), W- WGB

TEMP	LORENZ RATIO	TEMP	LORENZ RATIO
1.5	2.18-008	1.5	2.18-008
2.0	1.99-008	2.0	1.99-008
2.5	1.74-008	2.5	1.74-008
3.0	1.53-008	3.0	1.55-008
3.5	1.40-008	3.5	1.40-008
4.0	1.28-008	4.0	1.28-008
4.5	1.13-008	4.5	1.13-008
5.0	1.04-008	5.0	1.04-008
5.5	0.97-009	5.5	0.97-009
6.0	0.91-009	6.0	0.91-009

WAGNER, GARLANO, AND BOWERS(1971), W- WGB

TEMP	LORENZ RATIO	TEMP	LORENZ RATIO
1.5	1.92-008	1.5	1.92-008
2.0	1.78-008	2.0	1.78-008
2.5	1.60-008	2.5	1.60-008
3.0	1.49-008	3.0	1.49-008
3.5	1.35-008	3.5	1.35-008
4.0	1.22-008	4.0	1.22-008
4.5	1.13-008	4.5	1.13-008
5.0	1.07-008	5.0	1.07-008
5.5	1.00-008	5.5	1.00-008
6.0	0.97-009	6.0	0.97-009

Molybdenum

BACKLUNO(1967),MO - B

TEMP	LORENZ RATIO	TEMP	ELECTRICAL RESISTIVITY	THERMAL CONDUCTIVITY
100.0	1.74-008	100.0	1.05-006	1.66+000
150.0	2.24-008	150.0	2.30-006	1.46+000
200.0	2.36-008	200.0	3.35-006	1.41+000
250.0	2.53-008	250.0	4.55-006	1.39+000
300.0	2.54-008	300.0	5.60-006	1.36+000

KANNLUIK(1933), MO- K(1)

TEMP	LORENZ RATIO	TEMP	LORENZ RATIO
273.1	2.63-008	0.0	2.63-008
194.6	2.38-008	-78.5	2.38-008
90.1	1.94-008	-183.0	1.94-008

KANNLUIK(1933), MO- K(2)

TEMP	LORENZ RATIO	TEMP	LORENZ RATIO
273.1	2.61-008	0.0	2.61-008
194.6	2.35-008	-78.5	2.35-008
90.1	1.76-008	-183.0	1.76-008

GOFF (1970), CR-G

TEMP	LORENZ RATIO	TEMP	LORENZ RATIO
2+0	2.40-008	2+0	2.40-008
5+0	2.30-008	5+0	2.30-008
10+0	2.15-008	10+0	2.15-008
20+0	2.00-008	20+0	2.00-008
50+0	1.85-008	50+0	1.85-008
100+0	1.65-008	100+0	1.65-008
200+0	1.42-008	200+0	1.42-008

GOFF (1970), CR-G

TEMP	LORENZ RATIO	TEMP	LORENZ RATIO
2+0	2.44-008	2+0	2.44-008
5+0	2.44-008	5+0	2.44-008
10+0	2.47-008	10+0	2.47-008
20+0	2.47-008	20+0	2.47-008
50+0	1.90-008	50+0	1.90-008
100+0	2.75-008	100+0	2.75-008
200+0	4.05-008	200+0	4.05-008

HARPER, KEMP, KLEMENS, TAINSH, AND WHITE (1957), CR -HKKTW

TEMP	LORENZ RATIO	TEMP	LORENZ RATIO	ELECTRICAL RESISTIVITY	THERMAL CONDUCTIVITY
5+0	2.45-008	5+0	2.45-008	2.25-007	4.80-001
15+0	2.32-008	15+0	2.32-008	2.28-007	1.35+000
20+0	2.27-008	20+0	2.27-008	2.62-007	1.73+000
25+0	2.14-008	25+0	2.14-008	2.72-007	1.97+000
30+0	2.04-008	30+0	2.04-007	2.84-007	2.15+000
35+0	1.92-008	35+0	3.00-007	3.00-007	2.24+000
45+0	1.73-008	45+0	3.60-007	3.60-007	2.16+000
55+0	1.66-008	55+0	4.75-007	4.75-007	1.92+000
75+0	1.89-008	75+0	8.75-007	8.75-007	1.62+000
100+0	2.49-008	100+0	1.75-006	1.75-006	1.42+000
150+0	4.12-008	150+0	4.75-006	4.75-006	1.30+000

HARPER, KEMP, KLEMENS, TAINSH, AND WHITE (1957), CR -HKKTW

TEMP	LORENZ RATIO	TEMP	LORENZ RATIO	ELECTRICAL RESISTIVITY	THERMAL CONDUCTIVITY
5+0	2.43-008	5+0	2.43-008	1.81-007	6.70+001
15+0	2.18-008	15+0	2.18-008	1.84-007	1.78+000
20+0	2.03-008	20+0	2.03-008	1.88-007	2.16+000
25+0	1.90-008	25+0	1.98-007	2.10-007	2.40+000
30+0	1.75-008	30+0	2.10-007	2.10-007	2.50+000
35+0	1.60-008	35+0	2.26-007	2.26-007	2.48+000
45+0	1.44-008	45+0	2.91-007	2.91-007	2.22+000
55+0	1.42-008	55+0	4.01-007	4.01-007	1.95+000
75+0	1.73-008	75+0	8.01-007	8.01-007	1.62+000
100+0	2.39-008	100+0	1.68-006	1.68-006	1.42+000
150+0	4.06-008	150+0	4.68-006	4.68-006	1.30+000

HARPER, KEMP, KLEMENS, TAINSH, AND WHITE (1957), CR -HKKTW

TEMP	LORENZ RATIO	TEMP	LORENZ RATIO	ELECTRICAL RESISTIVITY	THERMAL CONDUCTIVITY
5+0	2.38-008	5+0	2.38-008	1.25-007	9.50-001
15+0	2.32-008	15+0	2.32-008	1.28-007	2.72+000
20+0	2.18-008	20+0	2.18-008	1.32-007	3.30+000
25+0	2.07-008	25+0	2.07-008	1.42-007	3.64+000
30+0	1.95-008	30+0	1.95-008	1.54-007	3.79+000
35+0	1.81-008	35+0	1.81-008	1.70-007	3.73+000
45+0	1.62-008	45+0	2.45-007	2.35-007	3.11+000
55+0	1.63-008	55+0	3.45-007	3.45-007	2.60+000
75+0	1.87-008	75+0	7.45-007	7.45-007	1.88+000
100+0	2.58-008	100+0	1.62-006	1.62-006	1.59+000
150+0	4.00-008	150+0	4.62-006	4.62-006	1.30+000

HARPER, KEMP, KLEMENS, TAINSH, AND WHITE (1957), CR -HKKTW

TEMP	LORENZ RATIO	TEMP	LORENZ RATIO	ELECTRICAL RESISTIVITY	THERMAL CONDUCTIVITY
5+0	2.36-008	5+0	2.36-008	9.40-008	1.31+000
15+0	2.28-008	15+0	2.28-008	9.30-008	3.67+000
20+0	2.00-008	20+0	2.00-008	9.70-008	4.12+000
25+0	1.89-008	25+0	1.89-008	1.07-007	4.42+000
30+0	1.78-008	30+0	1.78-008	1.19-007	4.48+000
35+0	1.66-008	35+0	1.66-008	1.35-007	4.24+000
45+0	1.47-008	45+0	1.47-008	2.00-007	3.28+000
55+0	1.47-008	55+0	3.10-007	3.10-007	2.60+000
75+0	1.76-008	75+0	7.11-007	7.11-007	1.86+000
100+0	2.43-008	100+0	1.59-006	1.59-006	1.52+000
150+0	3.98-008	150+0	4.59-006	4.59-006	1.30+000

HARPER, KEMP, KLEMENS, TAINSH, AND WHITE (1957), CR -HKKTW

TEMP	LORENZ RATIO	TEMP	LORENZ RATIO	ELECTRICAL RESISTIVITY	THERMAL CONDUCTIVITY
2+0	2.20-008	2+0	2.20-008	5.50-008	2.00+000
15+0	1.96-008	15+0	1.96-008	5.80-008	5.08+000
20+0	1.78-008	20+0	1.78-008	6.20-008	5.73+000
25+0	1.68-008	25+0	1.68-008	7.20-008	5.84+000
30+0	1.55-008	30+0	1.55-008	8.40-008	5.52+000
35+0	1.43-008	35+0	1.43-008	1.00-007	5.00+000
45+0	1.36-008	45+0	1.36-008	1.65-007	3.72+000
55+0	1.40-008	55+0	1.40-008	2.75-007	2.80+000
75+0	1.73-008	75+0	1.73-008	6.75-007	1.92+000
100+0	2.46-008	100+0	2.46-008	1.56-006	1.58+000
150+0	4.13-008	150+0	4.13-008	4.56-006	1.36+000

Chromium (cont.)

MOORE, WILLIAMS, AND MCELROY(1968), CR-MMM(68)

TEMP	LORENZ RATIO	TEMP	ELECTRICAL RESISTIVITY	THERMAL CONDUCTIVITY
90+0	2.45-008	90+0	1.49-008	1.48+002
100+0	2.71-008	100+0	1.93-008	1.40+002
110+0	2.95-008	110+0	2.41-008	1.34+002
120+0	3.16-008	120+0	2.93-008	1.29+002
130+0	3.38-008	130+0	3.52-008	1.25+002
140+0	3.62-008	140+0	4.19-008	1.21+002
150+0	3.81-008	150+0	4.87-008	1.17+002
160+0	3.93-008	160+0	5.51-008	1.14+002
170+0	4.03-008	170+0	6.17-008	1.11+002
180+0	4.08-008	180+0	6.83-008	1.08+002
190+0	4.13-008	190+0	7.48-008	1.05+002
200+0	4.17-008	200+0	8.13-008	1.02+002
210+0	4.21-008	210+0	8.80-008	1.00+002
220+0	4.23-009	220+0	9.46-009	9.83+001
230+0	3.05-008	320+0	1.01-007	9.64+001
240+0	4.24-008	240+0	1.08-007	9.47+001
250+0	4.26-008	250+0	1.13-007	9.32+001
260+0	4.26-008	260+0	1.19-007	9.17+001
270+0	4.15-008	270+0	1.24-007	9.05+001
280+0	4.10-008	280+0	1.28-007	8.93+001
290+0	4.03-008	290+0	1.32-007	8.82+001
300+0	3.93-008	300+0	1.35-007	8.75+001

MOORE, WILLIAMS, AND MCELROY(1967), CR-MMM(67)

TEMP	LORENZ RATIO	TEMP	ELECTRICAL RESISTIVITY	THERMAL CONDUCTIVITY
90+0	2.31-008	90+0	1.23-008	1.70+002
100+0	2.69-008	100+0	2.65-008	1.59+002
120+0	3.12-008	120+0	2.60-008	1.44+002
140+0	3.18-008	140+0	3.76-008	1.53+002
160+0	3.18-008	160+0	5.00-008	1.24+002
180+0	4.11-008	180+0	6.31-008	1.17+002
200+0	4.19-008	200+0	7.55-008	1.11+002
220+0	4.24-008	220+0	8.79-008	1.06+002
240+0	4.23-008	240+0	1.00-007	1.02+002
260+0	4.20-008	260+0	1.11-007	9.84+001
280+0	4.11-008	280+0	1.20-007	9.57+001
300+0	3.96-008	300+0	1.27-007	9.35+001

MOORE, WILLIAMS, AND MCELROY(1967), CR-MMM(67)

TEMP	LORENZ RATIO	TEMP	ELECTRICAL RESISTIVITY	THERMAL CONDUCTIVITY
90+0	2.44-008	90+0	1.45-008	1.52+002
100+0	2.70-008	100+0	1.86-008	1.45+002
120+0	3.20-008	120+0	2.86-008	1.34+002
140+0	3.64-008	140+0	4.05-008	1.26+002
160+0	3.93-008	160+0	5.30-008	1.19+002
180+0	4.10-008	180+0	6.57-008	1.12+002
200+0	4.17-008	200+0	7.83-008	1.07+002
220+0	4.22-008	220+0	9.10-008	1.02+002
240+0	4.22-008	240+0	1.03-007	9.83+001
260+0	4.18-008	260+0	1.14-007	9.54+001
280+0	4.08-008	280+0	1.23-007	9.30+001
300+0	3.93-008	300+0	1.29-007	9.15+001

Manganese and Rhenium

REDEMANN(1935), MN AND RE - R

TEMP	LORENZ RATIO	TEMP	LORENZ RATIO
79.6	6.41-008	79.6	6.41-008
83.2	6.41-008	83.2	6.41-008
91.5	6.39-008	91.5	6.39-008

WHITE AND WOODS (1957B), MN AND RE - WW(RE2)

TEMP	LORENZ RATIO	TEMP	LORENZ RATIO	ELECTRICAL RESISTIVITY	THERMAL CONDUCTIVITY
10.0	2.81-008	10.0	2.81-008	4.69-007	9.00-001
15.0	2.72-008	15.0	2.72-008	4.69-007	9.70-001
20.0	2.51-008	20.0	2.51-008	4.85-007	1.06+000
30.0	2.04-008	30.0	2.04-008	5.99-007	1.02+000
40.0	1.98-008	40.0	1.98-008	8.79-007	9.60-001
50.0	1.83-008	50.0	1.83-008	1.22-006	7.50-001
75.0	2.33-008	75.0	2.33-008	2.72-006	6.40-001
100.0	2.55-008	100.0	2.55-008	4.47-006	5.70-001

WHITE AND WOODS(1957C), MN AND RE - WW(MN)

TEMP	LORENZ RATIO	TEMP	LORENZ RATIO	ELECTRICAL RESISTIVITY	THERMAL CONDUCTIVITY
5.0	3.18-008	5.0	3.18-008	1.59-005	1.00-002
10.0	4.85-008	10.0	4.85-008	3.03-005	1.60-002
20.0	1.03-007	20.0	1.03-007	8.60-005	2.40-002
30.0	1.11-007	30.0	1.11-007	3.00-002	3.00-002
40.0	1.14-007	40.0	1.14-007	1.30-004	4.00-002
50.0	1.25-007	50.0	1.25-007	1.56-004	4.00-002
60.0	1.17-007	60.0	1.17-007	1.56-004	5.00-002
70.0	1.11-007	70.0	1.11-007	1.56-004	5.50-002
80.0	1.07-007	80.0	1.07-007	1.56-004	5.50-002

POWELL, TYE, AND WOODMAN(1963), RE-PT(WIRE)

TEMP	LORENZ RATIO	TEMP	LORENZ RATIO
85.0	2.17-008	85.0	2.17-008
123.0	2.64-008	123.0	2.64-008
173.0	2.94-008	173.0	2.94-008
223.0	3.04-008	223.0	3.04-008
273.0	3.09-008	273.0	3.09-008
293.0	3.08-008	293.0	3.08-008

WHITE AND WOODS (1957B), MN AND RE - WW(RE1)

TEMP	LORENZ RATIO	TEMP	LORENZ RATIO	ELECTRICAL RESISTIVITY	THERMAL CONDUCTIVITY
10.0	3.07-008	10.0	3.07-008	7.87-007	3.90-001
15.0	2.78-008	15.0	2.78-008	8.03-007	5.30-001
20.0	2.69-008	20.0	2.69-008	9.17-007	6.70-001
30.0	2.29-008	30.0	2.29-008	1.20-006	7.50-001
40.0	2.15-008	40.0	2.15-008	1.54-006	7.20-001
50.0	1.91-008	50.0	1.91-008	3.04-006	6.20-001
75.0	2.15-008	75.0	2.15-008	4.79-006	5.30-001
100.0	2.44-008	100.0	2.44-008	4.79-006	5.10-001

WHITE AND WOODS (1957B), MN AND RE - WW(RE3)

TEMP	LORENZ RATIO	TEMP	LORENZ RATIO	ELECTRICAL RESISTIVITY	THERMAL CONDUCTIVITY
10.0	1.95-008	10.0	1.95-008	1.39-008	1.40+001
15.0	1.20-008	15.0	1.20-008	1.39-008	1.30+001
20.0	1.23-008	20.0	1.23-008	2.99-008	8.60+000
30.0	1.27-008	30.0	1.27-008	1.44-007	2.65+000
40.0	1.48-008	40.0	1.48-008	4.23-007	1.40+000
50.0	1.46-008	50.0	1.46-008	7.63-007	9.60-001
75.0	1.99-008	75.0	1.99-008	2.26-006	6.60-001
100.0	2.41-008	100.0	2.41-008	4.01-006	6.00-001

Iron

BACKLUNO(1961), FE-B

TEMP	LORENZ RATIO	ELECTRICAL RESISTIVITY	THERMAL CONDUCTIVITY	TEMP	LORENZ RATIO	ELECTRICAL RESISTIVITY	THERMAL CONDUCTIVITY
100.0	2.49-008	3.50-006	7.10-001	100.0	4.51-008	2.05-005	2.40-001
150.0	2.71-008	5.50-006	7.40-001	150.0	4.59-008	2.26-005	2.85-001
200.0	2.74-008	7.50-006	7.30-001	200.0	3.97-008	2.48-005	3.20-001
250.0	2.84-008	1.00-005	7.10-001	250.0	3.81-008	2.72-005	3.50-001
280.0	2.90-008	1.16-005	7.00-001	280.0	3.73-008	2.86-005	3.65-001

BACKLUNO(1961), FE-B

TEMP	LORENZ RATIO	ELECTRICAL RESISTIVITY	THERMAL CONDUCTIVITY	TEMP	LORENZ RATIO	ELECTRICAL RESISTIVITY	THERMAL CONDUCTIVITY
100.0	2.51-008	3.80-006	6.60-001	100.0	1.64-008	1.40-006	1.17+000
150.0	2.75-008	5.90-006	7.00-001	150.0	2.13-008	3.30-006	9.70-001
200.0	2.78-008	8.00-006	6.95-001	200.0	2.43-008	5.40-006	9.00-001
250.0	2.93-008	1.06-005	6.90-001	250.0	2.62-008	7.80-006	8.40-001
280.0	2.98-008	1.21-005	6.90-001	280.0	2.69-008	9.30-006	8.10-001

BACKLUNO(1961), FE-B

TEMP	LORENZ RATIO	ELECTRICAL RESISTIVITY	THERMAL CONDUCTIVITY	TEMP	LORENZ RATIO	ELECTRICAL RESISTIVITY	THERMAL CONDUCTIVITY
100.0	2.92-008	5.50-006	5.30-001	100.0	2.48-008	5.0	2.48-008
150.0	3.05-008	7.50-006	6.10-001	150.0	2.08-008	10.0	2.08-008
200.0	3.03-008	9.70-006	6.25-001	200.0	1.75-008	15.0	1.75-008
250.0	3.07-008	1.22-005	6.30-001	250.0	1.55-008	20.0	1.55-008
280.0	3.13-008	1.37-005	6.40-001	300.0	1.35-008	25.0	1.35-008
				350.0	1.25-008	30.0	1.25-008
				400.0	1.15-008	35.0	1.15-008
				450.0	1.10-008	40.0	1.10-008
				500.0	1.05-008	45.0	1.05-008
				550.0	1.02-008	50.0	1.02-008
				600.0	1.00-008	55.0	1.00-008
				650.0	0.975-009	60.0	0.975-009
				700.0	0.925-009	65.0	0.925-009
				750.0	0.875-009	70.0	0.875-009
				774.4	8.50-009	74.4	8.50-009
				2.1	2.53-008	2.1	2.53-008

BACKLUNO(1961), FE-B

TEMP	LORENZ RATIO	ELECTRICAL RESISTIVITY	THERMAL CONDUCTIVITY	TEMP	LORENZ RATIO	ELECTRICAL RESISTIVITY	THERMAL CONDUCTIVITY
100.0	2.84-008	5.80-006	4.90-001	100.0	2.48-008	5.0	2.48-008
150.0	2.99-008	8.00-006	5.60-001	150.0	2.08-008	10.0	2.08-008
200.0	3.04-008	1.03-005	5.90-001	200.0	1.75-008	15.0	1.75-008
250.0	3.07-008	1.30-005	5.90-001	250.0	1.55-008	20.0	1.55-008
280.0	3.11-008	1.45-005	6.00-001	300.0	1.35-008	25.0	1.35-008
				350.0	1.25-008	30.0	1.25-008
				400.0	1.15-008	35.0	1.15-008
				450.0	1.10-008	40.0	1.10-008
				500.0	1.05-008	45.0	1.05-008
				550.0	1.02-008	50.0	1.02-008
				600.0	1.00-008	55.0	1.00-008
				650.0	0.975-009	60.0	0.975-009
				700.0	0.925-009	65.0	0.925-009
				750.0	0.875-009	70.0	0.875-009
				774.4	8.50-009	74.4	8.50-009
				2.1	2.53-008	2.1	2.53-008

BACKLUNO(1961), FE-B

TEMP	LORENZ RATIO	ELECTRICAL RESISTIVITY	THERMAL CONDUCTIVITY	TEMP	LORENZ RATIO	ELECTRICAL RESISTIVITY	THERMAL CONDUCTIVITY
100.0	3.44-008	8.70-006	3.95-001	100.0	2.48-008	5.0	2.48-008
150.0	3.46-008	1.08-005	4.80-001	150.0	2.08-008	10.0	2.08-008
200.0	3.32-008	1.30-005	5.10-001	200.0	1.75-008	15.0	1.75-008
250.0	3.35-008	1.55-005	5.40-001	250.0	1.55-008	20.0	1.55-008
280.0	3.34-008	1.70-005	5.50-001	300.0	1.35-008	25.0	1.35-008
				350.0	1.25-008	30.0	1.25-008
				400.0	1.15-008	35.0	1.15-008
				450.0	1.10-008	40.0	1.10-008
				500.0	1.05-008	45.0	1.05-008
				550.0	1.02-008	50.0	1.02-008
				600.0	1.00-008	55.0	1.00-008
				650.0	0.975-009	60.0	0.975-009
				700.0	0.925-009	65.0	0.925-009
				750.0	0.875-009	70.0	0.875-009
				774.4	8.50-009	74.4	8.50-009
				2.1	2.53-008	2.1	2.53-008

BEITCHMAN, TRUSSELL, AND COLEMAN(1970), FE-BE

TEMP	LORENZ RATIO	ELECTRICAL RESISTIVITY	THERMAL CONDUCTIVITY	TEMP	LORENZ RATIO	ELECTRICAL RESISTIVITY	THERMAL CONDUCTIVITY
100.0	2.92-008	5.50-006	5.30-001	100.0	2.48-008	5.0	2.48-008
150.0	3.05-008	7.50-006	6.10-001	150.0	2.08-008	10.0	2.08-008
200.0	3.03-008	9.70-006	6.25-001	200.0	1.75-008	15.0	1.75-008
250.0	3.07-008	1.22-005	6.30-001	250.0	1.55-008	20.0	1.55-008
280.0	3.13-008	1.37-005	6.40-001	300.0	1.35-008	25.0	1.35-008
				350.0	1.25-008	30.0	1.25-008
				400.0	1.15-008	35.0	1.15-008
				450.0	1.10-008	40.0	1.10-008
				500.0	1.05-008	45.0	1.05-008
				550.0	1.02-008	50.0	1.02-008
				600.0	1.00-008	55.0	1.00-008
				650.0	0.975-009	60.0	0.975-009
				700.0	0.925-009	65.0	0.925-009
				750.0	0.875-009	70.0	0.875-009
				774.4	8.50-009	74.4	8.50-009
				2.1	2.53-008	2.1	2.53-008

Iron (cont.)

HUST, POWELL, AND WEITZEL (1970), FE - HPW(2)

TEMP	LORENZ RATIO	TEMP	LORENZ RATIO
6.0	2.50-008	6.0	2.50-008
7.0	2.51-008	7.0	2.51-008
8.0	2.49-008	8.0	2.49-008
9.0	2.49-008	9.0	2.49-008
10.0	2.50-008	10.0	2.50-008
12.0	2.50-008	12.0	2.50-008
14.0	2.50-008	14.0	2.50-008
16.0	2.48-008	16.0	2.48-008
18.0	2.46-008	18.0	2.46-008
20.0	2.44-008	20.0	2.44-008
25.0	2.36-008	25.0	2.36-008
30.0	2.25-008	30.0	2.25-008
35.0	2.13-008	35.0	2.13-008
40.0	2.01-008	40.0	2.01-008
45.0	1.91-008	45.0	1.91-008
50.0	1.83-008	50.0	1.83-008
55.0	1.77-008	55.0	1.77-008
60.0	1.74-008	60.0	1.74-008
65.0	1.72-008	65.0	1.72-008
70.0	1.75-008	70.0	1.75-008
75.0	1.75-008	75.0	1.75-008
80.0	1.78-008	80.0	1.78-008
85.0	1.81-008	85.0	1.81-008
90.0	1.84-008	90.0	1.84-008
95.0	1.84-008	95.0	1.84-008
100.0	1.88-008	100.0	1.88-008
110.0	1.96-008	110.0	1.96-008
120.0	2.05-008	120.0	2.05-008
130.0	2.12-008	130.0	2.12-008
140.0	2.19-008	140.0	2.19-008
150.0	2.26-008	150.0	2.26-008
160.0	2.32-008	160.0	2.32-008
170.0	2.37-008	170.0	2.37-008
180.0	2.42-008	180.0	2.42-008
190.0	2.46-008	190.0	2.46-008
200.0	2.49-008	200.0	2.49-008
220.0	2.56-008	220.0	2.56-008
240.0	2.63-008	240.0	2.63-008
260.0	2.69-008	260.0	2.69-008
280.0	2.74-008	280.0	2.74-008

HUST, POWELL, AND WEITZEL (1970), FE - HPW(2A)

TEMP	LORENZ RATIO	TEMP	LORENZ RATIO
6.0	2.52-008	6.0	2.52-008
7.0	2.53-008	7.0	2.53-008
8.0	2.54-008	8.0	2.54-008
9.0	2.55-008	9.0	2.55-008
10.0	2.54-008	10.0	2.54-008
12.0	2.54-008	12.0	2.54-008
14.0	2.54-008	14.0	2.54-008
16.0	2.54-008	16.0	2.54-008
18.0	2.54-008	18.0	2.54-008
20.0	2.54-008	20.0	2.54-008
25.0	2.49-008	25.0	2.49-008
30.0	2.41-008	30.0	2.41-008
35.0	2.31-008	35.0	2.31-008
40.0	2.21-008	40.0	2.21-008
45.0	2.11-008	45.0	2.11-008
50.0	2.04-008	50.0	2.04-008
55.0	1.98-008	55.0	1.98-008
60.0	1.94-008	60.0	1.94-008
65.0	1.92-008	65.0	1.92-008
70.0	1.91-008	70.0	1.91-008
75.0	1.91-008	75.0	1.91-008
80.0	1.91-008	80.0	1.91-008
85.0	1.93-008	85.0	1.93-008
90.0	1.95-008	90.0	1.95-008
95.0	1.97-008	95.0	1.97-008
100.0	1.99-008	100.0	1.99-008
110.0	2.05-008	110.0	2.05-008
120.0	2.10-008	120.0	2.10-008
130.0	2.16-008	130.0	2.16-008
140.0	2.22-008	140.0	2.22-008
150.0	2.28-008	150.0	2.28-008
160.0	2.33-008	160.0	2.33-008
170.0	2.38-008	170.0	2.38-008
180.0	2.42-008	180.0	2.42-008
190.0	2.46-008	190.0	2.46-008
200.0	2.50-008	200.0	2.50-008
220.0	2.56-008	220.0	2.56-008
240.0	2.60-008	240.0	2.60-008
260.0	2.64-008	260.0	2.64-008
280.0	2.68-008	280.0	2.68-008

Iron (cont.)

HUST, POWELL, AND WEITZEL (1970), FE - HPW(4)

TEMP	LORENZ RATIO	TEMP	LORENZ RATIO
6.0	2.49-008	6.0	2.51-008
7.0	2.52-008	7.0	2.52-008
8.0	2.52-008	8.0	2.52-008
9.0	2.52-008	9.0	2.53-008
10.0	2.52-008	10.0	2.53-008
12.0	2.51-008	12.0	2.53-008
14.0	2.50-008	14.0	2.53-008
16.0	2.50-008	16.0	2.53-008
18.0	2.50-008	18.0	2.53-008
20.0	2.49-008	20.0	2.52-008
25.0	2.45-008	25.0	2.48-008
30.0	2.36-008	30.0	2.40-008
35.0	2.25-008	35.0	2.30-008
40.0	2.14-008	40.0	2.20-008
45.0	2.05-008	45.0	2.11-008
50.0	1.97-008	50.0	2.04-008
55.0	1.92-008	55.0	1.98-008
60.0	1.88-008	60.0	1.95-008
65.0	1.86-008	65.0	1.92-008
70.0	1.85-008	70.0	1.91-008
75.0	1.86-008	75.0	1.92-008
80.0	1.87-008	80.0	1.92-008
85.0	1.88-008	85.0	1.93-008
90.0	1.90-008	90.0	1.93-008
95.0	1.92-008	95.0	1.97-008
100.0	1.95-008	100.0	1.99-008
110.0	2.00-008	110.0	2.04-008
120.0	2.06-008	120.0	2.10-008
130.0	2.12-008	130.0	2.16-008
140.0	2.18-008	140.0	2.22-008
150.0	2.24-008	150.0	2.28-008
160.0	2.29-008	160.0	2.33-008
170.0	2.34-008	170.0	2.38-008
180.0	2.39-008	180.0	2.43-008
190.0	2.44-008	190.0	2.47-008
200.0	2.48-008	200.0	2.51-008
220.0	2.55-008	220.0	2.58-008
240.0	2.60-008	240.0	2.62-008
260.0	2.65-008	260.0	2.65-008
280.0	2.68-008	280.0	2.68-008
300.0	2.71-008	300.0	2.71-008

HUST AND SPARKS(1970A), FE - HS

TEMP	LORENZ RATIO	TEMP	LORENZ RATIO
6.0	2.51-008	6.0	2.51-008
7.0	2.52-008	7.0	2.52-008
8.0	2.52-008	8.0	2.52-008
9.0	2.53-008	9.0	2.53-008
10.0	2.53-008	10.0	2.53-008
12.0	2.53-008	12.0	2.53-008
14.0	2.53-008	14.0	2.53-008
16.0	2.53-008	16.0	2.53-008
18.0	2.53-008	18.0	2.53-008
20.0	2.52-008	20.0	2.52-008
25.0	2.48-008	25.0	2.48-008
30.0	2.40-008	30.0	2.40-008
35.0	2.30-008	35.0	2.30-008
40.0	2.20-008	40.0	2.20-008
45.0	2.11-008	45.0	2.11-008
50.0	2.04-008	50.0	2.04-008
55.0	1.98-008	55.0	1.98-008
60.0	1.95-008	60.0	1.95-008
65.0	1.92-008	65.0	1.92-008
70.0	1.91-008	70.0	1.91-008
75.0	1.92-008	75.0	1.92-008
80.0	1.92-008	80.0	1.92-008
85.0	1.93-008	85.0	1.93-008
90.0	1.93-008	90.0	1.93-008
95.0	1.97-008	95.0	1.97-008
100.0	1.99-008	100.0	1.99-008
110.0	2.04-008	110.0	2.04-008
120.0	2.10-008	120.0	2.10-008
130.0	2.16-008	130.0	2.16-008
140.0	2.22-008	140.0	2.22-008
150.0	2.28-008	150.0	2.28-008
160.0	2.33-008	160.0	2.33-008
170.0	2.38-008	170.0	2.38-008
180.0	2.43-008	180.0	2.43-008
190.0	2.47-008	190.0	2.47-008
200.0	2.51-008	200.0	2.51-008
220.0	2.58-008	220.0	2.58-008
240.0	2.62-008	240.0	2.62-008
260.0	2.65-008	260.0	2.65-008
280.0	2.68-008	280.0	2.68-008
300.0	2.71-008	300.0	2.71-008

KANNULUIK(1933), FE-K

TEMP	LORENZ RATIO	TEMP	LORENZ RATIO
273.1	2.47-008	0.0	2.47-008
194.6	2.11-008	-78.5	2.11-008
90.1	1.60-008	-183.0	1.60-008

KARWEIL AND SCHAFER(1939),FE-KS

TEMP	LORENZ RATIO	TEMP	LORENZ RATIO
5.0	2.70-008	5.0	2.70-008
10.0	2.40-008	10.0	2.40-008
15.0	2.40-008	15.0	2.40-008
20.0	2.40-008	20.0	2.40-008

KARWEIL AND SCHAFER(1939),FE-KS

TEMP	LORENZ RATIO	TEMP	LORENZ RATIO
3.0	2.50-008	3.0	2.50-008
5.0	3.30-008	5.0	3.30-008
10.0	3.30-008	10.0	3.30-008
15.0	4.30-008	15.0	4.30-008
20.0	5.00-008	20.0	5.00-008

KEMP, KLEMENS, AND WHITE(1956), FE-KKX

TEMP	LORENZ RATIO	TEMP	LORENZ RATIO
5.0	2.49-008	5.0	2.49-008
15.0	2.53-008	15.0	2.53-008
25.0	2.40-008	25.0	2.40-008
35.0	2.04-008	35.0	2.04-008
45.0	1.71-008	45.0	1.71-008
55.0	1.52-008	55.0	1.52-008
65.0	1.51-008	65.0	1.51-008
75.0	1.57-008	75.0	1.57-008
90.0	1.70-008	90.0	1.70-008
115.0	1.98-008	115.0	1.98-008
130.0	2.16-008	130.0	2.16-008

KEMP, KLEMENS, AND TAINSH(1959),FE-KKT

TEMP	LORENZ RATIO	TEMP	LORENZ RATIO	ELECTRICAL RESISTIVITY	THERMAL CONDUCTIVITY
4.0	2.53-008	4.0	2.53-008	9.20-008	1.10+000
10.0	2.49-008	10.0	2.49-008	9.40-008	2.65+000
20.0	2.30-008	20.0	2.30-008	1.01-007	4.55+000
26.0	1.95-008	26.0	1.95-008	1.07-007	4.75+000
32.0	1.62-008	32.0	1.62-008	1.15-007	4.50+000
40.0	1.33-008	40.0	1.33-008	1.40-007	3.79+000
50.0	1.11-008	50.0	1.11-008	2.01-007	2.75+000
60.0	1.26-008	60.0	1.26-008	3.60-007	2.10+000
70.0	1.31-008	70.0	1.31-008	5.40-007	1.70+000
90.0	1.50-008	90.0	1.50-008	1.04-006	1.30+000

KOLHAAS AND KIERSPE(1965), FE-KK

TEMP	LORENZ RATIO	TEMP	LORENZ RATIO	ELECTRICAL RESISTIVITY	THERMAL CONDUCTIVITY
88.1	2.22-008	-185.0	1.40-006	1.40-006	1.40+000
90.1	2.27-008	-183.0	1.48-006	1.48-006	1.38+000
95.1	2.22-008	-178.0	1.66-006	1.66-006	1.27+000
106.1	2.23-008	-167.0	2.04-006	2.04-006	1.16+000
123.1	2.33-008	-150.0	2.68-006	2.68-006	1.07+000
137.1	2.35-008	-136.0	3.19-006	3.19-006	1.01+000
167.1	2.39-008	-106.0	4.29-006	4.29-006	9.30-001
203.1	2.48-008	-70.0	5.60-006	5.60-006	9.00-001
225.1	2.52-008	-48.0	6.59-006	6.59-006	8.60-001
300.1	2.82-008	27.0	1.05-005	1.05-005	8.10-001

LEES(1908),FE-L

TEMP	LORENZ RATIO	TEMP	LORENZ RATIO	ELECTRICAL RESISTIVITY	THERMAL CONDUCTIVITY
103.0	3.10-008	103.0	3.10-008	103.0	3.10-008
113.0	3.05-008	113.0	3.05-008	113.0	3.05-008
123.0	3.04-008	123.0	3.04-008	123.0	3.04-008
148.0	3.03-008	148.0	3.03-008	148.0	3.03-008
173.0	2.98-008	173.0	2.98-008	173.0	2.98-008
198.0	2.95-008	198.0	2.95-008	198.0	2.95-008
223.0	2.93-008	223.0	2.93-008	223.0	2.93-008
248.0	2.94-008	248.0	2.94-008	248.0	2.94-008
273.0	2.97-008	273.0	2.97-008	273.0	2.97-008
291.0	2.99-008	291.0	2.99-008	291.0	2.99-008

MOORE, MCELROY, AND BARSONI(1966),FE-MMB

TEMP	LORENZ RATIO	TEMP	LORENZ RATIO	ELECTRICAL RESISTIVITY	THERMAL CONDUCTIVITY
90.0	1.47-008	90.0	1.47-008	9.70-007	1.36+000
100.0	1.59-008	100.0	1.59-008	1.27-006	1.25+000
120.0	1.80-008	120.0	1.80-008	1.95-006	1.11+000
140.0	1.93-008	140.0	1.93-008	2.67-006	1.01+000
160.0	2.09-008	160.0	2.09-008	3.47-006	9.63-001
180.0	2.21-008	180.0	2.21-008	4.31-006	9.22-001
200.0	2.31-008	200.0	2.31-008	5.20-006	8.87-001
220.0	2.39-008	220.0	2.39-008	6.11-006	8.59-001
240.0	2.46-008	240.0	2.46-008	7.04-006	8.38-001
260.0	2.52-008	260.0	2.52-008	8.00-006	8.19-001
280.0	2.57-008	280.0	2.57-008	8.99-006	8.02-001
300.0	2.61-008	300.0	2.61-008	1.00-005	7.82-001

Stainless and Alloy Steels

BERMAN(1951), ALLOY AND STAINLESS STEELS - B

TEMP	LORENZ RATIO	ELECTRICAL RESISTIVITY	TEMP	ELECTRICAL RESISTIVITY	THERMAL CONDUCTIVITY
16.0	3.12-008	4.75-005	4.0	4.75-005	2.85-003
10.0	4.18-008	4.80-005	10.0	4.80-005	8.71-003
20.0	5.04-008	4.82-005	20.0	4.82-005	2.09-002
30.0	5.27-008	5.03-005	50.0	5.24-005	5.24-002
81.2	4.88-008	5.22-005	81.2	7.59-002	

ESTERMANN AND ZIMMERMAN(1952), ALLOY AND STAINLESS STEELS-EZ(303)

TEMP	LORENZ RATIO	TEMP	LORENZ RATIO
4.2	3.00-008	4.2	3.00-008
10.1	3.30-008	10.1	3.30-008
20.4	4.90-008	20.4	4.90-008
20.6	5.40-008	20.6	5.40-008
56.9	5.90-008	56.9	5.90-008
58.0	5.80-008	58.0	5.80-008
59.7	5.60-008	59.7	5.60-008
63.3	5.70-008	63.3	5.70-008
66.8	5.50-008	66.8	5.50-008
77.0	5.60-008	77.0	5.60-008
2.6	2.50-008	2.6	2.50-008
4.3	2.85-008	4.3	2.85-008
10.1	3.40-008	10.1	3.40-008
19.4	5.20-008	19.4	5.20-008
58.3	5.70-008	58.3	5.70-008
59.5	5.70-008	59.5	5.70-008
77.8	5.40-008	77.8	5.40-008

ESTERMANN AND ZIMMERMAN(1952), ALLOY AND STAINLESS STEELS-EZ(347)

TEMP	LORENZ RATIO	TEMP	LORENZ RATIO
4.3	2.80-008	4.3	2.80-008
14.0	4.30-008	14.0	4.30-008
58.5	5.60-008	58.5	5.60-008
63.2	5.40-008	63.2	5.40-008
63.3	5.50-008	63.3	5.50-008
70.7	5.40-008	70.7	5.40-008
76.2	5.30-008	76.2	5.30-008

FLYNN(1971), ALLOY AND STAINLESS STEELS - F(1015)

TEMP	LORENZ RATIO	TEMP	LORENZ RATIO
125.0	3.55-008	125.0	3.55-008
200.0	3.21-008	200.0	3.21-008
300.0	3.11-008	300.0	3.11-008

FLYNN(1971), ALLOY AND STAINLESS STEELS - F(N1)

TEMP	LORENZ RATIO	TEMP	LORENZ RATIO
125.0	3.82-008	125.0	3.82-008
200.0	3.40-008	200.0	3.40-008
300.0	3.25-008	300.0	3.25-008

FLYNN(1971), ALLOY AND STAINLESS STEELS - F(2315)

TEMP	LORENZ RATIO	TEMP	LORENZ RATIO
125.0	3.96-008	125.0	3.96-008
200.0	3.52-008	200.0	3.52-008
300.0	3.34-008	300.0	3.34-008

FLYNN(1971), ALLOY AND STAINLESS STEELS - F(4340)

TEMP	LORENZ RATIO	TEMP	LORENZ RATIO
125.0	4.04-008	125.0	4.04-008
200.0	3.55-008	200.0	3.55-008
300.0	3.32-008	300.0	3.32-008

FLYNN(1971), ALLOY AND STAINLESS STEELS - F(2515)

TEMP	LORENZ RATIO	TEMP	LORENZ RATIO
125.0	4.16-008	125.0	4.16-008
200.0	3.65-008	200.0	3.65-008
300.0	3.40-008	300.0	3.40-008

FLYNN(1971), ALLOY AND STAINLESS STEELS - F(N1)

TEMP	LORENZ RATIO	TEMP	LORENZ RATIO
125.0	3.89-008	125.0	3.89-008
200.0	3.49-008	200.0	3.49-008
300.0	3.33-008	300.0	3.33-008

FLYNN(1971), ALLOY AND STAINLESS STEELS - F(HP49)

TEMP	LORENZ RATIO	TEMP	LORENZ RATIO
125.0	3.77-008	125.0	3.77-008
200.0	3.45-008	200.0	3.45-008
300.0	3.30-008	300.0	3.30-008

Stainless and Alloy Steels (cont.)

FLYNN(1971), ALLOY AND STAINLESS STEELS - F(HM80)

TEMP	LORENZ RATIO	TEMP	LORENZ RATIO
125+0	3.40-008	125.0	3.40-008
200+0	3.10-008	200.0	3.10-008
300+0	3.14-008	300.0	3.14-008

FLYNN(1971), ALLOY AND STAINLESS STEELS - F(LE42)

TEMP	LORENZ RATIO	TEMP	LORENZ RATIO
125+0	6.57-008	125.0	6.57-008
200+0	6.88-008	200.0	6.88-008
300+0	3.96-008	300.0	3.96-008

FLYNN(1971), ALLOY AND STAINLESS STEELS - F(INVAR)

TEMP	LORENZ RATIO	TEMP	LORENZ RATIO
125+0	3.70-008	125.0	3.70-008
200+0	3.46-008	200.0	3.46-008
300+0	3.49-008	300.0	3.49-008

FLYNN(1971), ALLOY AND STAINLESS STEELS - F(FICI)

TEMP	LORENZ RATIO	TEMP	LORENZ RATIO
125+0	4.29-008	125.0	4.29-008
200+0	3.90-008	200.0	3.90-008
300+0	3.75-008	300.0	3.75-008

FLYNN(1971), ALLOY AND STAINLESS STEELS - F(NSC)

TEMP	LORENZ RATIO	TEMP	LORENZ RATIO
125+0	4.34-008	125.0	4.34-008
200+0	3.91-008	200.0	3.91-008
300+0	3.73-008	300.0	3.73-008

HUST AND SPARKS(1971A), ALLOY AND STAINLESS STEELS - HS(1)

TEMP	LORENZ RATIO	TEMP	LORENZ RATIO
6.0	5.74-008	6.0	5.74-008
7.0	5.83-008	7.0	5.83-008
8.0	5.96-008	8.0	5.96-008
9.0	6.10-008	9.0	6.10-008
10.0	6.26-008	10.0	6.26-008
12.0	6.50-008	12.0	6.50-008
14.0	6.71-008	14.0	6.71-008
16.0	6.89-008	16.0	6.89-008
18.0	7.03-008	18.0	7.03-008
20.0	7.16-008	20.0	7.16-008
25.0	7.32-008	25.0	7.32-008
30.0	7.36-008	30.0	7.36-008
35.0	7.50-008	35.0	7.50-008
40.0	7.37-008	40.0	7.37-008
45.0	7.50-008	45.0	7.50-008
50.0	7.20-008	50.0	7.20-008
55.0	7.09-008	55.0	7.09-008
60.0	6.96-008	60.0	6.96-008
65.0	6.83-008	65.0	6.83-008
70.0	6.70-008	70.0	6.70-008
75.0	6.56-008	75.0	6.56-008
80.0	6.42-008	80.0	6.42-008
85.0	6.29-008	85.0	6.29-008
90.0	6.16-008	90.0	6.16-008
95.0	6.04-008	95.0	6.04-008
100.0	5.91-008	100.0	5.91-008
110.0	5.69-008	110.0	5.69-008
120.0	5.48-008	120.0	5.48-008
130.0	5.29-008	130.0	5.29-008
140.0	5.12-008	140.0	5.12-008
150.0	4.96-008	150.0	4.96-008
160.0	4.83-008	160.0	4.83-008
170.0	4.70-008	170.0	4.70-008
180.0	4.59-008	180.0	4.59-008
190.0	4.49-008	190.0	4.49-008
200.0	4.40-008	200.0	4.40-008
220.0	4.24-008	220.0	4.24-008
240.0	4.11-008	240.0	4.11-008
260.0	4.00-008	260.0	4.00-008
280.0	3.89-008	280.0	3.89-008

Stainless and Alloy Steels (cont.)

HUST AND SPARKS(1971A), ALLOY AND STAINLESS STEELS - HSI(LWH)

TEMP	LORENZ RATIO	TEMP	LORENZ RATIO	TEMP	LORENZ RATIO
6.0	6.79-008	6.0	6.79-008	5.0	5.94-008
7.0	6.99-008	7.0	6.99-008	6.0	5.83-008
8.0	7.20-008	8.0	7.20-008	7.0	5.60-008
9.0	7.41-008	9.0	7.41-008	8.0	5.80-008
10.0	7.61-008	10.0	7.61-008	9.0	5.99-008
14.0	7.92-008	12.0	7.92-008	10.0	6.16-008
18.0	8.14-008	14.0	8.14-008	12.0	6.43-008
20.0	8.29-008	16.0	8.29-008	14.0	6.68-008
25.0	8.46-008	18.0	8.46-008	18.0	6.85-008
30.0	8.39-008	20.0	8.46-008	18.0	7.89-008
40.0	8.12-008	30.0	8.39-008	20.0	7.92-008
50.0	7.95-008	35.0	8.27-008	25.0	7.66-008
60.0	7.77-008	40.0	8.12-008	30.0	7.33-008
70.0	7.59-008	45.0	7.95-008	35.0	7.34-008
80.0	7.41-008	50.0	7.77-008	40.0	7.31-008
90.0	7.24-008	55.0	7.59-008	45.0	7.24-008
100.0	7.06-008	60.0	7.41-008	50.0	7.15-008
110.0	6.99-008	65.0	7.24-008	55.0	6.92-008
120.0	6.83-008	70.0	7.06-008	60.0	6.80-008
130.0	6.67-008	75.0	6.83-008	65.0	6.67-008
140.0	6.51-008	80.0	6.67-008	70.0	6.53-008
150.0	6.35-008	85.0	6.51-008	80.0	6.40-008
160.0	6.19-008	90.0	6.35-008	85.0	6.27-008
170.0	6.03-008	95.0	6.19-008	90.0	6.14-008
180.0	5.87-008	100.0	6.03-008	95.0	6.01-008
190.0	5.71-008	110.0	5.87-008	100.0	5.89-008
200.0	5.55-008	120.0	5.71-008	110.0	5.66-008
210.0	5.39-008	130.0	5.55-008	120.0	5.45-008
220.0	5.23-008	140.0	5.39-008	130.0	5.26-008
230.0	5.07-008	150.0	5.23-008	140.0	5.10-008
240.0	4.91-008	160.0	5.07-008	150.0	4.94-008
250.0	4.75-008	170.0	4.91-008	160.0	4.81-008
260.0	4.59-008	180.0	4.75-008	170.0	4.69-008
270.0	4.43-008	190.0	4.59-008	180.0	4.58-008
280.0	4.27-008	200.0	4.43-008	190.0	4.49-008
290.0	4.11-008	210.0	4.27-008	200.0	4.40-008
300.0	3.95-008	220.0	4.11-008	210.0	4.26-008
		230.0	3.95-008	220.0	4.13-008
		240.0		230.0	4.02-008
		250.0		240.0	3.91-008
		260.0		250.0	
		270.0		260.0	
		280.0		270.0	
		290.0		280.0	
		300.0		290.0	

HUST AND SPARKS(1971E), ALLOY AND STAINLESS STEELS - HSI(2)

Stainless and Alloy Steels (cont.)

HUST AND SPARKS(1971B), ALLOY AND STAINLESS STEELS - HS(286)

TEMP	LORENZ RATIO	TEMP	LORENZ RATIO	TEMP	LORENZ RATIO
7.0	5.71-008	7.0	5.71-008	5.0	6.68-008
8.0	5.87-008	8.0	5.87-008	6.0	6.83-008
9.0	6.02-008	9.0	6.02-008	7.0	7.08-008
10.0	6.16-008	10.0	6.16-008	8.0	7.34-008
12.0	6.37-008	12.0	6.37-008	9.0	7.58-008
14.0	6.52-008	14.0	6.52-008	10.0	7.80-008
16.0	6.62-008	16.0	6.62-008	12.0	8.15-008
18.0	6.69-008	18.0	6.69-008	14.0	8.38-008
20.0	6.73-008	20.0	6.73-008	16.0	8.54-008
25.0	6.76-008	25.0	6.76-008	18.0	8.64-008
30.0	6.73-008	30.0	6.73-008	20.0	8.70-008
35.0	6.67-008	35.0	6.67-008	25.0	8.72-008
40.0	6.59-008	40.0	6.59-008	30.0	8.64-008
45.0	6.49-008	45.0	6.49-008	35.0	8.52-008
50.0	6.38-008	50.0	6.38-008	40.0	8.36-008
55.0	6.27-008	55.0	6.27-008	45.0	8.19-008
60.0	6.15-008	60.0	6.15-008	50.0	8.01-008
65.0	6.03-008	65.0	6.03-008	55.0	7.82-008
70.0	5.92-008	70.0	5.92-008	60.0	7.63-008
75.0	5.80-008	75.0	5.80-008	65.0	7.44-008
80.0	5.68-008	80.0	5.68-008	70.0	7.26-008
85.0	5.57-008	85.0	5.57-008	75.0	7.08-008
90.0	5.46-008	90.0	5.46-008	80.0	6.90-008
95.0	5.36-008	95.0	5.36-008	85.0	6.74-008
100.0	5.26-008	100.0	5.26-008	90.0	6.57-008
110.0	5.07-008	110.0	5.07-008	95.0	6.42-008
120.0	4.90-008	120.0	4.90-008	100.0	6.27-008
130.0	4.75-008	130.0	4.75-008	110.0	6.00-008
140.0	4.61-008	140.0	4.61-008	120.0	5.75-008
150.0	4.48-008	150.0	4.48-008	130.0	5.53-008
160.0	4.37-008	160.0	4.37-008	140.0	5.34-008
170.0	4.27-008	170.0	4.27-008	150.0	5.16-008
180.0	4.19-008	180.0	4.19-008	160.0	5.01-008
190.0	4.11-008	190.0	4.11-008	170.0	4.87-008
200.0	4.04-008	200.0	4.04-008	180.0	4.75-008
220.0	3.92-008	220.0	3.92-008	190.0	4.64-008
240.0	3.82-008	240.0	3.82-008	200.0	4.54-008
260.0	3.73-008	260.0	3.73-008	220.0	4.37-008
280.0	3.64-008	280.0	3.64-008	240.0	4.22-008
				260.0	4.10-008
				280.0	3.99-008

HUST AND SPARKS(1971B), ALLOY AND STAINLESS STEELS - HS(286A)

Stainless and Alloy Steels (cont.)

HUST AND SPARKS(1971D), ALLOY AND STAINLESS STEELS - H5(22)

TEMP	LORENZ RATIO	TEMP	LORENZ RATIO	TEMP	LORENZ RATIO
6.0	5.63-008	6.0	5.63-008	6.0	4.66-008
7.0	5.74-008	7.0	5.74-008	5.0	4.58-008
8.0	5.89-008	8.0	5.89-008	8.0	4.74-008
9.0	6.05-008	9.0	6.05-008	9.0	4.89-008
10.0	6.20-008	10.0	6.20-008	10.0	5.04-008
12.0	6.47-008	12.0	6.47-008	12.0	5.30-008
14.0	6.69-008	14.0	6.69-008	14.0	5.52-008
16.0	6.86-008	16.0	6.86-008	16.0	5.69-008
18.0	7.00-008	18.0	7.00-008	18.0	5.82-008
20.0	7.11-008	20.0	7.11-008	20.0	5.93-008
30.0	7.29-008	25.0	7.25-008	25.0	6.12-008
40.0	7.38-008	30.0	7.38-008	30.0	6.22-008
45.0	7.35-008	35.0	7.39-008	35.0	6.26-008
50.0	7.29-008	40.0	7.35-008	40.0	6.26-008
55.0	7.19-008	45.0	7.29-008	45.0	6.24-008
55.0	7.08-008	50.0	7.08-008	50.0	6.19-008
60.0	6.96-008	55.0	6.96-008	55.0	6.12-008
55.0	6.83-008	60.0	6.83-008	60.0	6.04-008
70.0	6.69-008	65.0	6.69-008	65.0	5.96-008
75.0	6.56-008	70.0	6.56-008	70.0	5.87-008
80.0	6.42-008	75.0	6.42-008	75.0	5.77-008
85.0	6.29-008	80.0	6.29-008	80.0	5.68-008
90.0	6.16-008	85.0	6.16-008	85.0	5.58-008
95.0	6.03-008	90.0	6.03-008	90.0	5.48-008
100.0	5.91-008	95.0	5.91-008	95.0	5.39-008
110.0	5.68-008	100.0	5.47-008	100.0	5.30-008
120.0	5.47-008	110.0	5.68-008	110.0	5.13-008
130.0	5.28-008	120.0	5.47-008	120.0	4.97-008
140.0	5.11-008	130.0	5.28-008	130.0	4.82-008
150.0	4.96-008	140.0	5.11-008	140.0	4.69-008
160.0	4.82-008	150.0	4.96-008	150.0	4.56-008
170.0	4.70-008	160.0	4.82-008	160.0	4.46-008
180.0	4.59-008	170.0	4.70-008	170.0	4.36-008
190.0	4.50-008	180.0	4.59-008	180.0	4.27-008
200.0	4.41-008	190.0	4.50-008	190.0	4.19-008
220.0	4.26-008	200.0	4.41-008	200.0	4.12-008
240.0	4.13-008	220.0	4.26-008	220.0	3.99-008
260.0	4.01-008	240.0	4.13-008	240.0	3.88-008
280.0	3.91-008	260.0	4.01-008	260.0	3.78-008
		280.0	3.91-008	280.0	3.68-008

HUST(1970A), ALLOY AND STAINLESS STEELS - H(347)

Stainless and Alloy Steels (cont.)

KOLHAAS AND KIERSPE(1965), ALLOY AND STAINLESS STEELS - KK(11)

TEMP	LORENZ RATIO	TEMP	THERMAL	
			ELECTRICAL RESISTIVITY	CONDUCTIVITY
90.0	6.73-008	90.0	5.41-005	1.12-001
147.0	5.28-008	147.0	5.93-005	1.31-001
197.0	4.79-008	197.0	6.38-005	1.48-001
237.0	5.17-008	237.0	6.73-005	1.82-001
294.0	5.60-008	294.0	7.32-005	2.25-001

KOLHAAS AND KIERSPE(1965), ALLOY AND STAINLESS STEELS - KK(11)

TEMP	LORENZ RATIO	TEMP	THERMAL	
			ELECTRICAL RESISTIVITY	CONDUCTIVITY
89.0	7.32-008	89.0	5.57-005	1.17-001
91.0	7.21-008	91.0	5.61-005	1.17-001
129.0	6.06-008	129.0	5.97-005	1.31-001
150.0	5.67-008	150.0	6.16-005	1.38-001
183.0	5.47-008	183.0	6.46-005	1.55-001
198.0	5.12-008	198.0	6.55-005	1.55-001
219.0	5.39-008	219.0	6.78-005	1.74-001
235.0	5.46-008	235.0	6.93-005	1.85-001
299.0	6.03-008	299.0	7.58-005	2.38-001

KOLHAAS AND KIERSPE(1965), ALLOY AND STAINLESS STEELS - KK(11)

TEMP	LORENZ RATIO	TEMP	THERMAL	
			ELECTRICAL RESISTIVITY	CONDUCTIVITY
93.0	6.97-004	93.0	5.69-005	1.14-001
155.0	5.39-008	155.0	6.23-005	1.34-001
199.0	5.06-008	199.0	6.62-005	1.52-001
237.0	5.39-008	237.0	6.94-005	1.84-001
293.0	5.73-008	293.0	7.53-005	2.23-001

KOLHAAS AND KIERSPE(1965), ALLOY AND STAINLESS STEELS - KK(11)

TEMP	LORENZ RATIO	TEMP	THERMAL	
			ELECTRICAL RESISTIVITY	CONDUCTIVITY
88.0	7.73-004	88.0	6.34-005	1.07-001
147.0	5.87-008	147.0	6.84-005	1.26-001
198.0	5.47-008	198.0	7.27-005	1.49-001
233.0	5.62-008	233.0	7.57-005	1.73-001
295.0	6.17-008	295.0	8.28-005	2.20-001

KOLHAAS AND KIERSPE(1965), ALLOY AND STAINLESS STEELS - KK(11)

TEMP	LORENZ RATIO	TEMP	THERMAL	
			ELECTRICAL RESISTIVITY	CONDUCTIVITY
86.1	4.46-008	-189.0	8.24-006	4.55-001
122.1	3.71-008	-151.0	9.70-006	4.67-001
153.1	3.42-008	-120.0	1.09-005	4.80-001
195.1	3.21-008	-78.0	1.25-005	5.00-001
235.1	3.35-008	-38.0	1.46-005	5.40-001
296.1	3.51-008	23.0	1.81-005	5.75-001

KOLHAAS AND KIERSPE(1965), ALLOY AND STAINLESS STEELS - KK(11)

TEMP	LORENZ RATIO	TEMP	ELECTRICAL		THERMAL	
			RESISTIVITY	CONDUCTIVITY	CONDUCTIVITY	CONDUCTIVITY
90.1	4.27-008	-183.0	9.05-006	1.45-005	4.25-001	4.25-001
151.1	3.31-008	-122.0	1.15-005	1.68-005	4.36-001	4.36-001
197.1	3.22-008	-76.0	1.33-005	1.90-005	4.78-001	4.78-001
244.1	3.20-008	-29.0	1.57-005	2.10-005	4.97-001	4.97-001
300.1	3.53-008	27.0	1.90-005	2.45-005	5.57-001	5.57-001

KOLHAAS AND KIERSPE(1965), ALLOY AND STAINLESS STEELS - KK(11)

TEMP	LORENZ RATIO	TEMP	ELECTRICAL		THERMAL	
			RESISTIVITY	CONDUCTIVITY	CONDUCTIVITY	CONDUCTIVITY
87.1	5.41-008	-186.0	1.45-005	1.45-005	3.25-001	3.25-001
144.1	4.15-008	-129.0	1.68-005	1.68-005	3.56-001	3.56-001
198.1	3.93-008	-75.0	1.90-005	1.90-005	4.10-001	4.10-001
238.1	3.75-008	-35.0	2.10-005	2.10-005	4.25-001	4.25-001
299.1	4.01-008	26.0	2.45-005	2.45-005	4.90-001	4.90-001

KOLHAAS AND KIERSPE(1965), ALLOY AND STAINLESS STEELS - KK(11)

TEMP	LORENZ RATIO	TEMP	ELECTRICAL		THERMAL	
			RESISTIVITY	CONDUCTIVITY	CONDUCTIVITY	CONDUCTIVITY
90.1	4.87-008	-183.0	1.71-005	1.71-005	2.57-001	2.57-001
149.1	3.81-008	-124.0	1.96-005	1.96-005	2.90-001	2.90-001
197.1	3.69-008	-76.0	2.16-005	2.16-005	3.37-001	3.37-001
238.1	3.67-008	-35.0	2.37-005	2.37-005	3.69-001	3.69-001
298.1	3.82-008	25.0	2.74-005	2.74-005	4.16-001	4.16-001

KOLHAAS AND KIERSPE(1965), ALLOY AND STAINLESS STEELS - KK(11)

TEMP	LORENZ RATIO	TEMP	ELECTRICAL		THERMAL	
			RESISTIVITY	CONDUCTIVITY	CONDUCTIVITY	CONDUCTIVITY
90.1	4.87-008	-183.0	1.86-005	1.86-005	2.36-001	2.36-001
119.1	4.15-008	-154.0	1.98-005	1.98-005	2.50-001	2.50-001
164.1	3.70-008	-109.0	2.17-005	2.17-005	2.80-001	2.80-001
198.1	3.55-008	-78.0	2.31-005	2.31-005	3.00-001	3.00-001
230.1	3.77-008	-63.0	2.49-005	2.49-005	3.68-001	3.68-001
298.1	3.81-008	25.0	2.91-005	2.91-005	3.90-001	3.90-001

KOLHAAS AND KIERSPE(1965), ALLOY AND STAINLESS STEELS - KK(11)

TEMP	LORENZ RATIO	TEMP	ELECTRICAL		THERMAL	
			RESISTIVITY	CONDUCTIVITY	CONDUCTIVITY	CONDUCTIVITY
88.1	4.99-008	-185.0	2.29-005	2.29-005	1.92-001	1.92-001
147.1	3.93-008	-126.0	2.58-005	2.58-005	2.26-001	2.26-001
196.1	3.80-008	-77.0	2.79-005	2.79-005	2.67-001	2.67-001

Stainless and Alloy Steels (cont.)

TYLER AND WILSON(1952), ALLOY AND STAINLESS STEELS - TW

TEMP	LORENZ RATIO	TEMP	LORENZ RATIO
60+0	5.32-008	60+0	5.32-008
100+0	5.24-008	100+0	5.24-008
140+0	4.58-008	140+0	4.58-008
180+0	4.12-008	180+0	4.12-008
220+0	3.91-008	220+0	3.91-008
260+0	3.84-008	260+0	3.84-008

TYLER, NESBITT, AND WILSON(1953), ALLOY AND STAINLESS STEELS - TNW

TEMP	LORENZ RATIO	TEMP	ELECTRICAL RESISTIVITY	TEMP	THERMAL CONDUCTIVITY
70+0	5.31-008	70+0	5.88-005	70+0	1.51-002
100+0	4.96-008	100+0	5.95-005	100+0	1.89-002
200+0	3.89-008	200+0	6.60-005	200+0	2.75-002
300+0	3.83-008	300+0	8.12-005	300+0	3.58-002

KOLHAAS AND KIERSPE(1965), ALLOY AND STAINLESS STEELS - KK(1)

TEMP	LORENZ RATIO	TEMP	ELECTRICAL RESISTIVITY	TEMP	THERMAL CONDUCTIVITY
93+0	8.19-008	93+0	6.59-005	93+0	1.19-001
149+0	6.25-008	149+0	6.85-005	149+0	1.36-001
189+0	5.49-008	189+0	7.09-005	189+0	1.54-001
298+0	5.69-008	298+0	7.43-005	298+0	2.28-001

LEES (1908), CARBON STEEL - L

TEMP	LORENZ RATIO	TEMP	LORENZ RATIO
103+0	3.34-008	103+0	3.34-008
113+0	3.26-008	113+0	3.26-008
123+0	3.19-008	123+0	3.19-008
148+0	3.11-008	148+0	3.11-008
173+0	3.09-008	173+0	3.09-008
198+0	3.09-008	198+0	3.09-008
223+0	3.10-008	223+0	3.10-008
248+0	3.09-008	248+0	3.09-008
273+0	3.06-008	273+0	3.06-008
291+0	3.05-008	291+0	3.05-008

RAO HAKRISHNA AND NIELSEN (1965), CO - RN

TEMP	LORENZ RATIO	TEMP	ELECTRICAL RESISTIVITY	THERMAL CONDUCTIVITY
1+0	2.79-008	1+0	8.71-008	3.20-001
2+0	2.70-008	2+0	8.72-008	6.20-001
3+0	2.56-008	3+0	8.72-008	8.80-001
4+0	2.47-008	4+0	8.73-008	1.13+000
5+0	2.39-008	5+0	8.74-008	1.37+000
6+0	2.29-008	6+0	8.75-008	1.57+000

WHITE AND WOODS (1957B), CO - WW

TEMP	LORENZ RATIO	TEMP	ELECTRICAL RESISTIVITY	THERMAL CONDUCTIVITY
10+0	2.36-008	10+0	9.07-008	2.60+000
15+0	2.42-008	15+0	9.32-008	3.90+000
20+0	2.23-008	20+0	9.92-008	4.50+000
30+0	1.85-008	30+0	1.21-007	4.60+000
40+0	1.83-008	40+0	1.50-007	3.85+000
50+0	1.66-008	50+0	2.40-007	3.00+000
75+0	1.47-008	75+0	5.50-007	2.0+000
100+0	1.68-008	100+0	9.90-007	1.70+000

WILKES-POWELL, AND DEWITT (1969), CO - WPO

TEMP	LORENZ RATIO	TEMP	ELECTRICAL RESISTIVITY	THERMAL CONDUCTIVITY
100+0	1.60-008	100+0	1.05-008	1.52+002
150+0	1.82-008	150+0	2.10-008	1.30+002
200+0	1.94-008	200+0	3.35-008	1.16+002
250+0	1.96-008	250+0	4.65-008	1.05+002
300+0	1.95-008	300+0	6.00-008	9.75+001

Nickel

FARRELL AND GREIG(1969), NI - FG

TEMP	LORENZ RATIO	ELECTRICAL RESISTIVITY	TEMP	THERMAL CONDUCTIVITY
20.0	1.47-008	1.85-008	20.0	1.59+001
50.0	1.29-008	1.60-007	50.0	4.05+000
80.0	1.39-008	5.59-007	80.0	1.99+000
90.0	1.52-008	7.89-007	90.0	1.73+000

GRIEG AND HARRISON(1965), NI - GH

TEMP	LORENZ RATIO	TEMP	LORENZ RATIO
5.0	2.41-008	5.0	2.41-008
10.0	2.26-008	10.0	2.26-008
20.0	1.90-008	20.0	1.59-008
30.0	1.53-008	30.0	1.53-008
40.0	1.32-008	40.0	1.32-008
50.0	1.28-008	50.0	1.28-008
60.0	1.28-008	60.0	1.28-008
70.0	1.33-008	70.0	1.33-008
80.0	1.39-008	80.0	1.39-008
90.0	1.45-008	90.0	1.45-008

KEMP, KLEMENS, AND WHITE (1956), NI - KKW

TEMP	LORENZ RATIO	TEMP	LORENZ RATIO
5.0	2.35-008	5.0	2.35-008
15.0	2.03-008	15.0	2.03-008
25.0	1.57-008	25.0	1.57-008
35.0	1.36-008	35.0	1.36-008
45.0	1.25-008	45.0	1.25-008
55.0	1.21-008	55.0	1.21-008
65.0	1.20-008	65.0	1.20-008
75.0	1.25-008	75.0	1.25-008
90.0	1.50-008	90.0	1.50-008
115.0	1.71-008	115.0	1.71-008
135.0	1.85-008	135.0	1.85-008

LEES(1908), NI - L

TEMP	LORENZ RATIO	TEMP	LORENZ RATIO
103.0	2.92-008	103.0	2.92-008
113.0	2.82-008	113.0	2.82-008
123.0	2.73-008	123.0	2.73-008
148.0	2.63-008	148.0	2.63-008
173.0	2.59-008	173.0	2.59-008
198.0	2.56-008	198.0	2.56-008
223.0	2.55-008	223.0	2.55-008
248.0	2.57-008	248.0	2.57-008
273.0	2.59-008	273.0	2.59-008
291.0	2.59-008	291.0	2.59-008

WHITE AND TAINSH(1967), NI - WT

TEMP	LORENZ RATIO	TEMP	LORENZ RATIO
5.0	1.91-008	5.0	1.91-008
10.0	1.52-008	10.0	1.52-008
20.0	1.18-008	20.0	1.18-008
30.0	1.01-008	30.0	1.01-008
40.0	1.00-008	40.0	1.00-008
50.0	1.00-008	50.0	1.00-008
60.0	1.06-008	60.0	1.06-008
70.0	1.19-008	70.0	1.19-008
80.0	1.32-008	80.0	1.32-008
90.0	1.43-008	90.0	1.43-008
100.0	1.54-008	100.0	1.54-008
110.0	1.64-008	110.0	1.64-008

Nickel Alloys

AOYAMA(1940), NI ALLOYS - A

TEMP	LORENZ RATIO	LORENZ RATIO	TEMP	LORENZ RATIO
73.1	6.66-008	1.59-008	-200.0	1.59-008
173.1	4.60-008	1.10-008	-100.0	1.10-008
273.1	3.31-008	0.0	0.0	7.90-009

ESTERMANN AND ZIMMERMAN(1952), NI ALLOY - EZ(MOT)

TEMP	LORENZ RATIO	LORENZ RATIO	TEMP	LORENZ RATIO
4.2	3.70-008	4.2	3.70-008	4.2
63.3	6.20-008	63.3	6.20-008	63.3
77.3	5.90-008	77.3	5.90-008	77.3
77.3	5.90-008	77.3	5.90-008	77.3
4.2	3.70-008	4.2	3.70-008	4.2
14.6	5.60-008	14.6	5.60-008	14.6
20.4	6.00-008	20.4	6.00-008	20.4
73.7	3.70-008	73.7	3.70-008	73.7
77.0	4.50-008	77.0	4.50-008	77.0
77.0	5.80-008	77.0	5.80-008	77.0

ESTERMANN AND ZIMMERMAN(1952), NI ALLOY - EZ(MAT)

TEMP	LORENZ RATIO	LORENZ RATIO	TEMP	LORENZ RATIO
2.6	4.30-008	2.6	4.30-008	2.6
4.3	6.40-008	4.3	6.40-008	4.3
14.0	9.80-008	14.0	9.80-008	14.0
20.5	1.09-007	20.5	1.09-007	20.5
63.0	7.20-008	63.0	7.20-008	63.0
63.7	7.20-008	63.7	7.20-008	63.7
68.4	7.50-008	68.4	7.50-008	68.4
77.0	6.90-008	77.0	6.90-008	77.0

ESTERMANN AND ZIMMERMAN(1952), NI ALLOY - EZ(MOR)

TEMP	LORENZ RATIO	LORENZ RATIO	TEMP	LORENZ RATIO
2.6	2.35-008	2.6	2.35-008	2.6
2.7	2.27-008	2.7	2.27-008	2.7
4.2	3.00-008	4.2	3.00-008	4.2
10.1	3.70-008	10.1	3.70-008	10.1
20.4	5.60-008	20.4	5.60-008	20.4
20.6	5.90-008	20.6	5.90-008	20.6
63.3	5.30-008	63.3	5.30-008	63.3
75.5	5.30-008	75.5	5.30-008	75.5
77.0	6.00-008	77.0	6.00-008	77.0

ESTERMANN AND ZIMMERMAN(1952), NI ALLOY - EZ(IOT)

TEMP	LORENZ RATIO	LORENZ RATIO	TEMP	LORENZ RATIO
14.0	1.01-007	1.01-007	14.0	1.01-007
20.4	1.10-007	1.10-007	20.4	1.10-007
63.3	1.03-007	1.03-007	63.3	1.03-007
73.4	1.03-007	1.03-007	73.4	1.03-007
77.0	1.05-007	1.05-007	77.0	1.05-007
2.6	3.70-008	3.70-008	2.6	3.70-008
4.2	6.40-008	6.40-008	4.2	6.40-008
4.2	5.70-008	5.70-008	4.2	5.70-008
9.6	8.00-008	8.00-008	9.6	8.00-008

ESTERMANN AND ZIMMERMAN(1952), NI ALLOY - EZ(IAT)

TEMP	LORENZ RATIO	LORENZ RATIO	TEMP	LORENZ RATIO
2.6	7.90-008	7.90-008	2.6	7.90-008
4.3	1.13-007	1.13-007	4.3	1.13-007
14.0	1.90-007	1.90-007	14.0	1.90-007
20.5	2.00-007	2.00-007	20.5	2.00-007
22.1	2.10-007	2.10-007	22.1	2.10-007
54.0	1.75-007	1.75-007	54.0	1.75-007
63.3	1.50-007	1.50-007	63.3	1.50-007
63.7	1.60-007	1.60-007	63.7	1.60-007
68.4	1.40-007	1.40-007	68.4	1.40-007
77.0	1.40-007	1.40-007	77.0	1.40-007

Nickel Alloys (cont.)

ESTERMANN AND ZIMMERMAN(1952), NI ALLOY - EZ(10T)

TEMP	LORENZ RATIO	TEMP	LORENZ RATIO
14.0	1.01-007	14.0	1.01-007
20.4	1.10-007	20.4	1.10-007
63.3	1.03-007	63.3	1.03-007
73.4	1.03-007	73.4	1.03-007
77.0	1.05-007	77.0	1.05-007
2.6	3.70-008	2.6	3.70-008
4.2	6.40-008	4.2	6.40-008
4.2	5.70-008	4.2	5.70-008
9.6	8.00-008	9.6	8.00-008

ESTERMANN AND ZIMMERMAN(1952), NI ALLOY - EZ(1AT)

TEMP	LORENZ RATIO	TEMP	LORENZ RATIO
2.6	7.90-008	2.6	7.90-008
4.3	1.13-007	4.3	1.13-007
14.0	1.90-007	14.0	1.90-007
20.5	2.00-007	20.5	2.00-007
22.1	2.10-007	22.1	2.10-007
54.0	1.75-007	54.0	1.75-007
63.3	1.50-007	63.3	1.50-007
63.7	1.60-007	63.7	1.60-007
68.4	1.40-007	68.4	1.40-007
77.0	1.40-007	77.0	1.40-007

HUST AND SPARKS(1970), NI ALLOYS - HPW(718A)

TEMP	LORENZ RATIO	TEMP	LORENZ RATIO
6.0	1.73-007	6.0	1.73-007
7.0	1.75-007	7.0	1.75-007
8.0	1.78-007	8.0	1.78-007
9.0	1.80-007	9.0	1.80-007
10.0	1.82-007	10.0	1.82-007
12.0	1.84-007	12.0	1.84-007
14.0	1.84-007	14.0	1.84-007
16.0	1.82-007	16.0	1.82-007
18.0	1.80-007	18.0	1.80-007
20.0	1.77-007	20.0	1.77-007
25.0	1.69-007	25.0	1.69-007
30.0	1.61-007	30.0	1.61-007
35.0	1.52-007	35.0	1.52-007
40.0	1.44-007	40.0	1.44-007
45.0	1.37-007	45.0	1.37-007
50.0	1.30-007	50.0	1.30-007
55.0	1.24-007	55.0	1.24-007
60.0	1.18-007	60.0	1.18-007
65.0	1.13-007	65.0	1.13-007
70.0	1.08-007	70.0	1.08-007
75.0	1.03-007	75.0	1.03-007
80.0	9.87-008	80.0	9.87-008
85.0	9.47-008	85.0	9.47-008
90.0	9.11-008	90.0	9.11-008
95.0	8.77-008	95.0	8.77-008
100.0	8.46-008	100.0	8.46-008
110.0	7.90-008	110.0	7.90-008
120.0	7.43-008	120.0	7.43-008
130.0	7.01-008	130.0	7.01-008
140.0	6.66-008	140.0	6.66-008
150.0	6.34-008	150.0	6.34-008
160.0	6.07-008	160.0	6.07-008
170.0	5.83-008	170.0	5.83-008
180.0	5.62-008	180.0	5.62-008
190.0	5.44-008	190.0	5.44-008
200.0	5.27-008	200.0	5.27-008
220.0	4.99-008	220.0	4.99-008
240.0	4.75-008	240.0	4.75-008
260.0	4.55-008	260.0	4.55-008
280.0	4.37-008	280.0	4.37-008

Nickel Alloys (cont.)

HUST, POWELL, AND WEITZEL(1971), NI ALLOYS - HPM(X)

TEMP	LORENZ RATIO	TEMP	LORENZ RATIO
7.0	1.47-007	7.0	1.47-007
8.0	1.51-007	8.0	1.51-007
9.0	1.53-007	9.0	1.53-007
10.0	1.55-007	10.0	1.55-007
12.0	1.57-007	12.0	1.57-007
14.0	1.56-007	14.0	1.56-007
16.0	1.54-007	16.0	1.54-007
18.0	1.51-007	18.0	1.51-007
20.0	1.48-007	20.0	1.48-007
25.0	1.41-007	25.0	1.41-007
30.0	1.33-007	30.0	1.33-007
35.0	1.26-007	35.0	1.26-007
40.0	1.19-007	40.0	1.19-007
45.0	1.13-007	45.0	1.13-007
50.0	1.08-007	50.0	1.08-007
55.0	1.03-007	55.0	1.03-007
60.0	9.83-008	60.0	9.83-008
65.0	9.41-008	65.0	9.41-008
70.0	9.02-008	70.0	9.02-008
75.0	8.66-008	75.0	8.66-008
80.0	8.32-008	80.0	8.32-008
85.0	8.02-008	85.0	8.02-008
90.0	7.73-008	90.0	7.73-008
95.0	7.47-008	95.0	7.47-008
100.0	7.23-008	100.0	7.23-008
110.0	6.79-008	110.0	6.79-008
120.0	6.42-008	120.0	6.42-008
130.0	6.10-008	130.0	6.10-008
140.0	5.83-008	140.0	5.83-008
150.0	5.59-008	150.0	5.59-008
160.0	5.39-008	160.0	5.39-008
170.0	5.21-008	170.0	5.21-008
180.0	5.05-008	180.0	5.05-008
190.0	4.92-008	190.0	4.92-008
200.0	4.80-008	200.0	4.80-008
220.0	4.59-008	220.0	4.59-008
240.0	4.42-008	240.0	4.42-008
260.0	4.28-008	260.0	4.28-008
280.0	4.14-008	280.0	4.14-008
300.0	4.01-008	300.0	4.01-008

HUST, POWELL, AND WEITZEL(1971), NI ALLOYS - HPM(T18)

TEMP	LORENZ RATIO	TEMP	LORENZ RATIO
7.0	1.03-007	7.0	1.03-007
8.0	1.08-007	8.0	1.08-007
9.0	1.12-007	9.0	1.12-007
10.0	1.16-007	10.0	1.16-007
12.0	1.22-007	12.0	1.22-007
14.0	1.26-007	14.0	1.26-007
16.0	1.28-007	16.0	1.28-007
18.0	1.29-007	18.0	1.29-007
20.0	1.28-007	20.0	1.28-007
25.0	1.25-007	25.0	1.25-007
30.0	1.21-007	30.0	1.21-007
40.0	1.17-007	40.0	1.17-007
45.0	1.13-007	45.0	1.13-007
50.0	1.09-007	50.0	1.09-007
55.0	1.05-007	55.0	1.05-007
60.0	1.01-007	60.0	1.01-007
65.0	9.75-008	65.0	9.75-008
70.0	9.41-008	70.0	9.41-008
75.0	9.08-008	75.0	9.08-008
80.0	8.77-008	80.0	8.77-008
85.0	8.49-008	85.0	8.49-008
90.0	8.22-008	90.0	8.22-008
95.0	7.96-008	95.0	7.96-008
100.0	7.73-008	100.0	7.73-008
110.0	7.30-008	110.0	7.30-008
120.0	6.93-008	120.0	6.93-008
130.0	6.60-008	130.0	6.60-008
140.0	6.32-008	140.0	6.32-008
150.0	6.07-008	150.0	6.07-008
160.0	5.86-008	160.0	5.86-008
170.0	5.67-008	170.0	5.67-008
180.0	5.50-008	180.0	5.50-008
190.0	5.35-008	190.0	5.35-008
200.0	5.22-008	200.0	5.22-008
220.0	4.98-008	220.0	4.98-008
240.0	4.79-008	240.0	4.79-008
260.0	4.61-008	260.0	4.61-008
280.0	4.44-008	280.0	4.44-008

Platinum

POWELL, TYE, AND WOODMAN(1967), PT - PTW

TEMP	LORENZ RATIO	TEMP	LORENZ RATIO
100.0	2.18-008	100.0	2.18-008
200.0	2.62-008	200.0	2.62-008
300.0	2.69-008	300.0	2.69-008

WHITE AND WOODS (1957), PT - WW

TEMP	LORENZ RATIO	TEMP	ELECTRICAL RESISTIVITY	TEMP	LORENZ RATIO	TEMP	LORENZ RATIO	TEMP	LORENZ RATIO
6.0	2.62-008	6.0	1.31-008	1.20+001	1.20+001	100.0	2.03-008	100.0	2.03-008
10.0	2.00-008	10.0	1.56-008	1.28+001	1.28+001	120.0	2.43-008	120.0	2.43-008
15.0	1.57-008	15.0	2.80-008	8.40+000	8.40+000	140.0	2.32-008	140.0	2.32-008
20.0	1.30-008	20.0	5.65-008	4.60+000	4.60+000	160.0	2.41-008	160.0	2.41-008
30.0	1.28-008	30.0	1.93-007	2.00+000	2.00+000				
40.0	1.73-008	40.0	4.63-007	1.50+000	1.50+000				
50.0	1.54-008	50.0	7.72-007	1.00+000	1.00+000				
75.0	2.31-008	75.0	1.73-006	1.00+000	1.00+000				
100.0	2.81-008	100.0	2.81-006	1.00+000	1.00+000				

MOORE, MCELROY, AND BARSONI(1966), PT - MMB (1)

TEMP	LORENZ RATIO	TEMP	ELECTRICAL RESISTIVITY	TEMP	LORENZ RATIO	TEMP	LORENZ RATIO	TEMP	LORENZ RATIO
90.0	2.24-008	90.0	2.74-006	7.36-001	7.36-001	100.0	2.03-008	100.0	2.03-008
100.0	2.25-008	100.0	3.08-006	7.30-001	7.30-001	120.0	2.43-008	120.0	2.43-008
120.0	2.29-008	120.0	3.80-006	7.22-001	7.22-001	140.0	2.32-008	140.0	2.32-008
140.0	2.33-008	140.0	4.55-006	7.16-001	7.16-001	160.0	2.41-008	160.0	2.41-008
160.0	2.37-008	160.0	5.34-006	7.11-001	7.11-001				
180.0	2.42-008	180.0	6.18-006	7.06-001	7.06-001				
200.0	2.46-008	200.0	6.99-006	7.04-001	7.04-001				
220.0	2.49-008	220.0	7.79-006	7.03-001	7.03-001				
240.0	2.52-008	240.0	8.59-006	7.03-001	7.03-001				
260.0	2.54-008	260.0	9.39-006	7.04-001	7.04-001				
280.0	2.56-008	280.0	1.02-005	7.04-001	7.04-001				
300.0	2.59-008	300.0	1.10-005	7.05-001	7.05-001				

MOORE, MCELROY, AND BARSONI(1966), PT - MMB (2)

TEMP	LORENZ RATIO	TEMP	ELECTRICAL RESISTIVITY	TEMP	LORENZ RATIO	TEMP	LORENZ RATIO	TEMP	LORENZ RATIO
90.0	1.97-008	90.0	2.35-006	7.55-001	7.55-001	100.0	2.03-008	100.0	2.03-008
100.0	2.06-008	100.0	2.76-006	7.45-001	7.45-001	120.0	2.43-008	120.0	2.43-008
120.0	2.21-008	120.0	3.62-006	7.33-001	7.33-001	140.0	2.32-008	140.0	2.32-008
140.0	2.30-008	140.0	4.45-006	7.25-001	7.25-001	160.0	2.41-008	160.0	2.41-008
160.0	2.38-008	160.0	5.29-006	7.19-001	7.19-001				
180.0	2.43-008	180.0	6.12-006	7.16-001	7.16-001				
200.0	2.47-008	200.0	6.93-006	7.16-001	7.16-001				
220.0	2.51-008	220.0	7.73-006	7.16-001	7.16-001				
240.0	2.54-008	240.0	8.53-006	7.15-001	7.15-001				
260.0	2.56-008	260.0	9.30-006	7.15-001	7.15-001				
280.0	2.58-008	280.0	1.01-005	7.19-001	7.19-001				
300.0	2.61-008	300.0	1.09-005	7.21-001	7.21-001				

Palladium

KEMP, KLEMENS, SPEEDHAR, AND WHITE(1955), PD- KKSX

TEMP	LORENZ RATIO	TEMP	LORENZ RATIO
5.0	2.33-008	5.0	2.33-008
10.0	2.05-008	10.0	2.05-008
15.0	1.56-008	15.0	1.56-008
20.0	1.33-008	20.0	1.33-008
30.0	1.25-008	30.0	1.25-008
40.0	1.35-008	40.0	1.35-008
60.0	1.55-008	60.0	1.55-008
80.0	1.77-008	80.0	1.77-008
100.0	2.03-008	100.0	2.03-008
120.0	2.43-008	120.0	2.43-008
140.0	2.32-008	140.0	2.32-008
160.0	2.41-008	160.0	2.41-008

Appendix III - Bibliography

1. Alers, P. B., Spohr, D. A., and Webber, R. T., "The Thermal Conductivity of Metals", Conf. de Phys. des basses temps., Paris, 453-455 (Sept. 2-8, 1955).
2. Aliyev, N. G. and Volkenshteyn, N. V., "Low-Temperature Thermal Conductivity of Scandium and Yttrium", Fiz. Metal. Metalloved, 19, 793 (1965).
3. Allen, J. F., and Mendoza, E., "Thermal Conductivity of Copper and German Silver at Liquid Helium Temperature", Proc. Camb. Phil. Soc., 44, 280-288 (1947).
4. Amundsen, T., Myhre, A., and Salter, J. A. M., "The Wiedemann-Franz Ratio of Aluminum at Liquid Helium Temperatures", Phil. Mag., 25, 513-517 (1972).
5. Andrews, F. A., Webber, R. T., and Spohr, D. A., "Thermal Conductivities of Pure Metals at Low Temperatures I. Aluminum", 54, 994-996 (1951).
6. Aoyama, S., and Ito, T., "Thermal and Electrical Conductivities of Metals and Alloys at Low Temperature, Part I on Nickel-Copper Alloys", Nihon Kinzoku Gakkai-Shi (Journal of the Japan Institute of Metals), 4, 3-7 (1940).
7. Arajs, A., and Colvin, R. V., "Thermal Conductivity of Scandium Between 5 and 320°K", 4th Conference on Rare Earth Research, 261-267 (1964).
8. Backlund, N. G., "An Experimental Investigation of the Electrical and Thermal Conductivity of Iron and Some Dilute Iron Alloys at Temperatures Above 100°K", J. Phys. Chem. Solids 20, 1-16 (1961).
9. Backlund, N. G., "Measurements and Analysis of the Thermal Conductivity of Tungsten and Molybdenum at 100-400°K", J. Phys. Chem. Solids 28, 2219-2223 (1967).
10. Beitchman, J. G., Trussel, C. W., and Coleman, R. V., "Electron Transport and Lorenz Number in Iron", Phys. Rev. Letters 25, 1291-1294 (1970).
11. Berman, R., "The Thermal Conductivity of Some Alloys at Low Temperatures", Phil. Mag. 42, 642-650 (1951).

12. de Haas, W. J., and de Nobel, J. , "The Thermal and Electrical Resistance of a Tungsten Single Crystal at Low Temperatures and in Magnetic Fields", *Physica* 5, 449-463 (1938).
13. Estermann, I., and Zimmerman, J. E. , "Heat Conduction in Alloys at Low Temperature", *J. Appl. Phys.* 23, 572-588 (1952).
14. Eucken, A., and Dittrich, K. , "Zur Kenntnis des Wiedemann-Franzschen Gesetzes, II", *Z. Physik, Chem.* 129, 211-228 (1927).
15. Farrell, T., and Greig, D. , "Thermal Conductivity of Nickel and Its Alloys", *J. Phys. C (Solid State Phys.)* 2, 1465-1473 (1969).
16. Fenton, E. W. , Rogers, J. S. , and Woods, S. B. , "Lorenz Number of Pure Aluminum, Silver, and Gold at Low Temperatures", *Can. J. Phys.* 41, 2026-2033 (1963).
17. Flynn, D. R. , Private Communication, (1971).
18. Goff, J. F. , "Lorenz Number of Chromium", *Phys. Rev.* 1B, 1351-1362 (1970).
19. Goens, E., and Grüneisen, E. , "Electrical and Thermal Conductivity in Zinc and Cadmium Crystals", *Ann. Physik* 14, 164-180 (1932).
20. Grüneisen, E., and Goens, E. , "Investigations on Metal Crystals. V. Electrical and Thermal Conductivity of Single and Poly-crystal Metals", *Z. Physik* 44, 615-642 (1927).
21. Harper, A.F. A. , Kemp, W. R. G. , Klemens, P. G. , Tainsh, R. J. , and White, G. K. , "The Thermal and Electrical Conductivity of Chromium at Low Temperatures", *Phil. Mag.* 2, 577-583 (1957).
22. Hust, J. G. , "Thermal Conductivity Standard Reference Materials from 4 to 300 K. I. Armco Iron", 9th Thermal Conductivity Conference, Ames Lab., USAEC; U.S. Office of Naval Research, Iowa State University (Conf. 691002), March 1970, p. 217-233, Oct 6-8 (1969).
23. Hust, J. G. , "Thermal Conductivity Standard Reference Materials from 4 to 300 K. I. Armco Iron", unpublished NBS Report .
24. Hust J. G. , "Thermal Conductivity, Electrical Resistivity, and Thermopower of Aerospace Alloys from 4 to 300 K. II. AISI 347 Stainless Steel", unpublished NBS Report .

25. Hust, J. G., and Powell, R. L., "Thermal Conductivity of Aerospace Alloys at Cryogenic Temperatures", 8th Thermal Conductivity Conference, Oct 7-10 (1968), Purdue University, West Lafayette Indiana, Plenum Press, New York (1969).
26. Hust, J. G., Powell, R. L., and Weitzel, D. H., "Thermal Conductivity, Electrical Resistivity, and Thermopower of Aerospace Alloys from 4 to 300 K", unpublished NBS Report.
27. Hust, J. G., Powell, R. L., and Weitzel, D. H., "Thermal Conductivity Standard Reference Materials from 4 to 300 K. I. Armco Iron: Including Apparatus Description and Error Analysis", J. Res. Nat. Bur. Stand. (U.S.), 74A, 673-690 (1970).
28. Hust, J. G., and Sparks, L. L., "Thermal Conductivity, Electrical Resistivity, and Thermopower of Aerospace Alloys from 4 to 300 K. III. Annealed Inconel 718", unpublished NBS Report.
29. Hust, J. G., and Sparks, L. L., "Thermal Conductivity Standard Reference Materials from 4 to 300 K. II. OSRM Iron 1265", unpublished NBS Report.
30. Hust, J. G., and Sparks, L. L., "Thermal Conductivity Standard Reference Materials from 4 to 300 K: IV. AGARD Gold", unpublished NBS Report.
31. Hust, J. G., and Sparks, L. L., "Thermal Conductivity Standard Reference Materials from 4 to 300 K. III. AGARD Stainless Steel", unpublished NBS Report.
32. Hust, J. G., and Sparks, L. L., "Thermal Conductivity, Electrical Resistivity, and Thermopower of Aerospace Alloys from 4 to 300 K: IV. A286 Stainless Steel", unpublished NBS Report.
33. Hust, J. G., and Sparks, L. L., "Thermal Conductivity, Electrical Resistivity, and Thermopower of Aerospace Alloys from 4 to 300 K: V. Aluminum 2024", unpublished NBS Report.
34. Hust, J. G., and Sparks, L. L., "Thermal Conductivity, Electrical Resistivity, and Thermopower of Aerospace Alloys from 4 to 300 K: VI. Fe - 22Cr - 13Ni - 5Mr Stainless Steel", unpublished NBS Report.
35. Hust, J. G., and Sparks, L. L., "Thermal Conductivity Standard Reference Materials from 4 to 300 K: V. AGARD Stainless Steel", unpublished NBS Report.

36. Hust, J. G., and Sparks, L. L., "Standard Reference Materials: Thermal Conductivity of Electrolytic Iron, SRM 734, from 4 to 300 K", Nat. Bur. Stand. (U.S.), Spec. Publ. 260-31 (1971f).
37. Hust, J. G., and Sparks, L. L., "Standard Reference Materials: Thermal Conductivity of Austenitic Stainless Steel, SRM 735, from 5 to 280 K", Nat. Bur. Stand. (U.S.), Spec. Publ. 260-35 (1972).
38. Hust, J. G., Weitzel, D. H., and Powell, R. L., "Thermal Conductivity of Aerospace Alloys at Cryogenic Temperatures", 7th Thermal Conductivity Conference, Nov. 13-16, 1967, Gaithersburg, Md. (Nat. Bur. Stand., Spec. Publ. 302, pp. 271-278 (1968)).
39. Hust, J. G., Weitzel, D. H., and Powell, R. L., "Thermal Conductivity, Electrical Resistivity, and Thermopower of Aerospace Alloys from 4 to 300 K", J. Res. Nat. Bur. Stand. (U.S.), 75A, 269-277 (1971).
40. Kannuluik, W. G., "On the Thermal Conductivity of Some Metal Wires", Proc. Roy. Soc. A131, 320-335 (1931).
41. Kannuluik, W. G., "The Thermal and Electrical Conductivities of Several Metals Between 183°C and 100°C", Proc. Roy. Soc. A141, 159-168 (1933).
42. Karweil, J., and Schafer, K., "The Thermal Conductivity of Poorly Conducting Alloys Between 3 and 20°K", Ann. Physik 36, 567-577 (1939).
43. Kemp, W. R. G., Klemens, P. G., Sreedhar, A. K., and White, G. K., "The Thermal and Electrical Conductivity of Palladium at Low Temperatures", Phil. Mag. 46, 811-814 (1955).
44. Kemp, W. R. G., Klemens, P. G., and Tainsh, R. J., "Lattice Thermal Conductivity of Some Copper Alloys", Aust. J. Phys. 10, 454-461 (1957).
45. Kemp, W. R. G., Klemens, P. G., Tainsh, R. J., "Thermal and Electrical Conductivities of Rhodium and Iron", Ann. Phys. (Ger.) 5, 35-41 (1959).
46. Kemp, W. R. G., Klemens, P. G., Tainsh, R. J., "The Lattice Thermal Conductivity of Copper Alloys: Effect of Plastic Deformation and Annealing", Phil. Mag. 4, 845-857 (1959b).

47. Kemp, W. R. G., Klemens, P. G., White, G. K., "Thermal and Electrical Conductivities of Iron, Nickel, Titanium, and Zirconium at Low Temperatures", *Aust. J. Phys.* 9, 180-188 (1956).
48. Kohlhaas, R., and Kierspe, W., "Thermal Conductivity of Pure Iron and Some Ferritic and Austenitic Steels Between the Temperature of Liquid Air and Room Temperature", *Arch. Eisenhüttenw* 36, 301-309 (1965).
49. Lees, C. H., "XI Bakerian Lecture - The Effects of Temperature and Pressure on the Thermal Conductivities of Solids", *Phil. Trans. Roy. Soc.* A208, 381-443 (1908).
50. Lewis, E. J., "Some Thermal and Electrical Properties of Berythium", *Phys. Rev.* 34, 157-187 (1929).
51. Malm, H. L., and Woods, S. B., "The Low-Temperature Thermal Conductivity Electrical Resistivity, and Thermoelectric Power of Dilute Silver Alloys with Manganese", *Can. J. Phys.* 44, 2293-2309 (1966).
52. Mannchen, W., "Thermal, Electrical Conductivities, and Lorenz Number of Light Metal Alloys", *Z. Metal Kunde* 23, 193-196 (1931).
53. Moore, J. P., McElroy, D. L., Barisoni, M., "Thermal Conductivity Measurements Between 78 and 340°K on Aluminum, Iron, Platinum, and Tungsten", 6th Thermal Conductivity Conference, Oct. 19-21 1966, Air Force Materials Laboratory, Dayton, Ohio, pp. 737-778
54. Moore, J. P., McElroy, D. L., and Graves, R. S., "Thermal Conductivity and Electrical Resistivity of High-Purity Copper from 78 to 400°K", *Can. J. Phys.* 45, 3849-3865 (1967).
55. Moore, J. P., Williams, R. K., and McElroy, D. L., "Physical Properties of Chromium from 77 to 400°K", 7th Thermal Conductivity Conference, Nov. 13-16 (1967), National Bureau of Standards, Gaithersburg, Md., NBS, Spec. Publ. 302, pp. 297-310 (1968).
56. Moore, J. P., Williams, R. K., and McElroy, D. L., "Further Comments on Transport Properties of Chromium", 8th Thermal Conductivity Conference, Oct. 7-10 (1968), Purdue University, West Lafayette, Indiana, Plenum Press, New York, pp. 303-313 (1969).
57. Powell, R. L., Bunch, M. D., and Gibson, E. F., "Low-Temperature Transport Properties of Commercial Metals and Alloys", *J. Appl. Phys.* 31, 504-505 (1960).

58. Powell, R. L., Hall, W. J., and Roder, H. M., "Low-Temperature Transport Properties of Commercial Metals and Alloys", J. Appl. Phys. 31, 496-503 (1960).
59. Powell, R. L., Harden, J. L., and Gibson, E. F., "Low Temperature Transport Properties of Commercial Metals and Alloys", J. Appl. Phys. 31, 1221-1224 (1961).
60. Powell, R. L., Roder, H. M., and Hall, W. J., "Low Temperature Transport Properties of Copper and Its Dilute Alloys Pure Copper Annealed and Cold-Drawn", Phys. Rev. 115, 314-323 (1959).
61. Powell, R. W., and Jolliffe, B. W., "The Thermal Conductivities of Scandium and Some Rare Earth Metals", Phys. Letters 14, 171-172 (1965).
62. Powell, R. W., and Tye, R. P., "The Thermal and Electrical Conductivity of Titanium and Its Alloys", J. Less-Common Metals 3, 226-233 (1961).
63. Powell, R. W., Tye, R. P., and Woodman, M. J., "Thermal Conductivities and Electrical Resistivities of the Platinum Metals", Platinum Metals Rev. 6, 138-143 (1962).
64. Powell, R. W., Tye, R. P., and Woodman, M. J., "The Thermal Conductivity and Electrical Resistivity of Polycrystalline Metals of the Platinum Group and of Single Crystals of Ruthenium", J. Less-Common Metals 12, 1-10 (1967).
65. Powell, R. W., Tye, R. P., and Woodman, M. J., "The Thermal Conductivity of Pure and Alloyed Aluminum I. Solid Aluminum as a Reference Material", Adv. in Thermophysical Properties at Extreme Temperatures and Pressures, Proc. 3rd Symp., Purdue, ASME (1965) pp. 277-288.
66. Radhakrishna, P., and Nielsen, M., "Transport Properties of Cobalt at Low Temperature", Phys. Stat. Sol. 11, 111-115 (1965).
67. Reddemann, H., "Wiedemann - Franz Number of β - Manganese at -190°C ", Ann. Physik 22, 28-30 (1935).
68. Staebler, J., "Electrical and Thermal Conductivities and Wiedemann - Franz Number of Light Metals and Magnesium Alloys", Doctoral Thesis Submitted to Technischen Hochschule, Beslau (1929).
69. Tamarin, P. V., Chuprikov, G. E., and Shalyt, S. S., "Investigation of the Phenomena of Charge and Heat Transfer in Yttrium Single Crystals at Low Temperatures", Sov. Phys. J.E.T.P. 28, 836-837 (1969).

70. Tyler, W. W., Nesbitt, L. B., and Wilson, Jr., A. C., "Some Low Temperature Properties of Titanium Alloy RC-130-B and Stainless Steel", *J. Metals*, 1104-1105 (1953).
71. Tyler, W. W., and Wilson, Jr., A. C., "Thermal Conductivity, Electrical Resistivity, and Thermoelectric Power of Titanium Alloy RC-130-B", General Electrical Co., Knolls Atomic Power Laboratory, Report No. KAPL - 803 (1952) Contr. No. W - 31 - 109 Eng 52, 41.
72. Wagner, D. K., Garland, J. C., and Bowers, R., "Low-Temperature Electrical and Thermal Resistivities of Tungsten", *Phys. Rev.* 3B, 3141-3149 (1971).
73. White, G. K., "The Thermal and Electrical Conductivity of Copper at Low Temperature", *Aust. J. Phys.* 6, 397-404 (1953).
74. White, G. K., and Tainsh, R. J., "Electron Scattering in Nickel at Low Temperatures", *Phys. Rev. Letters* 165 (1967).
75. White, G. K., and Tainsh, R. J., "Lorenz Number for High-Purity Copper", *Phys. Rev.* 119, 1869-1871 (1960).
76. White, G. K., and Woods, S. B., "Thermal and Electrical Conductivities of Solids at Low Temperatures", *Can. J. Phys.* 33, 58-73 (1955).
77. White, G. K., and Woods, S. B., "Thermal and Electrical Conductivity of Rhodium, Iridium, and Platinum", *Can. J. Phys.* 35, 248-257 (1957).
78. White, G. K., and Woods, S. B., "Low Temperature Resistivity of Transition Elements: Vanadium, Niobium, and Hafnium", *Can. J. Phys.* 35, 892-900 (1957a).
79. White, G. K., and Woods, S. B., "Low Temperature Resistivity of the Transition Elements: Cobalt, Tungsten, and Rhenium", *Can. J. Phys.* 35, 656-665 (1957).
80. White, G. K., and Woods, S. B., "Conductivity of α - Manganese", *Can. J. Phys.* 35, 346-348 (1957c).
81. Wilkes, K. E., and Powell, R. W., "Thermal Conductivity of Aluminum Between about 78 and 373K", 7th Thermal Conductivity Conference, NBS, Gaithersburg, Md. Nov. 13-16, 1967, Nat. Bur. Stand. (U.S.) Spec. Publ. 302, 293-296 (1968).

82. Wilkes, K. E., Powell, R. W., and Dewitt, D. P., "Thermal Conductivity Measurements on Cobalt and Zinc Between 78 and 373K", 8th Thermal Conductivity Conference, Oct. 7-10, 1968, Purdue University, West Lafayette, Indiana, Plenum Press, New York, pp. 3-8 (1969).

U.S. DEPT. OF COMM. BIBLIOGRAPHIC DATA SHEET		1. PUBLICATION OR REPORT NO. NBS TN-634	2. Gov't Accession No.	3. Recipient's Accession No.
4. TITLE AND SUBTITLE Lorenz Ratios of Technically Important Metals and Alloys			5. Publication Date February 1973	6. Performing Organization Code
7. AUTHOR(S) J. G. Hust and L. L. Sparks			8. Performing Organization	
9. PERFORMING ORGANIZATION NAME AND ADDRESS NATIONAL BUREAU OF STANDARDS, Boulder Labs DEPARTMENT OF COMMERCE WASHINGTON, D.C. 20234			10. Project/Task/Work Unit No. 2750131	11. Contract/Grant No.
12. Sponsoring Organization Name and Address Same as Item 9.			13. Type of Report & Period Covered	
			14. Sponsoring Agency Code	
15. SUPPLEMENTARY NOTES				
16. ABSTRACT (A 200-word or less factual summary of most significant information. If document includes a significant bibliography or literature survey, mention it here.) A comprehensive review and compilation of the world literature on Lorenz ratio of technically important metals and alloys is presented. Lorenz ratio, electrical resistivity, thermal conductivity and characterization data are compiled in tabular form and the Lorenz ratio data are presented in graphical form as well. Data are included here only if the research reported both thermal conductivity and electrical resistivity of the specimens. No attempt has been made to smooth data or present recommended values.				
17. KEY WORDS (Alphabetical order, separated by semicolons) Alloys; compilation; cryogenic; electrical resistivity; Lorenz Ratio; metals; thermal conductivity.				
18. AVAILABILITY STATEMENT <input checked="" type="checkbox"/> UNLIMITED. <input type="checkbox"/> FOR OFFICIAL DISTRIBUTION. DO NOT RELEASE TO NTIS.			19. SECURITY CLASS (THIS REPORT) UNCLASSIFIED	21. NO. OF PAGES 133
			20. SECURITY CLASS (THIS PAGE) UNCLASSIFIED	22. Price \$1.25



NBS TECHNICAL PUBLICATIONS

PERIODICALS

JOURNAL OF RESEARCH reports National Bureau of Standards research and development in physics, mathematics, and chemistry. Comprehensive scientific papers give complete details of the work, including laboratory data, experimental procedures, and theoretical and mathematical analyses. Illustrated with photographs, drawings, and charts. Includes listings of other NBS papers as issued.

Published in two sections, available separately:

• Physics and Chemistry (Section A)

Papers of interest primarily to scientists working in these fields. This section covers a broad range of physical and chemical research, with major emphasis on standards of physical measurement, fundamental constants, and properties of matter. Issued six times a year. Annual subscription: Domestic, \$17.00; Foreign, \$21.25.

• Mathematical Sciences (Section B)

Studies and compilations designed mainly for the mathematician and theoretical physicist. Topics in mathematical statistics, theory of experiment design, numerical analysis, theoretical physics and chemistry, logical design and programming of computers and computer systems. Short numerical tables. Issued quarterly. Annual subscription: Domestic, \$9.00; Foreign, \$11.25.

TECHNICAL NEWS BULLETIN

The best single source of information concerning the Bureau's measurement, research, developmental, cooperative, and publication activities, this monthly publication is designed for the industry-oriented individual whose daily work involves intimate contact with science and technology—for *engineers, chemists, physicists, research managers, product-development managers, and company executives*. Includes listing of all NBS papers as issued. Annual subscription: Domestic, \$6.50; Foreign, \$8.25.

NONPERIODICALS

Applied Mathematics Series. Mathematical tables, manuals, and studies.

Building Science Series. Research results, test methods, and performance criteria of building materials, components, systems, and structures.

Handbooks. Recommended codes of engineering and industrial practice (including safety codes) developed in cooperation with interested industries, professional organizations, and regulatory bodies.

Special Publications. Proceedings of NBS conferences, bibliographies, annual reports, wall charts, pamphlets, etc.

Monographs. Major contributions to the technical literature on various subjects related to the Bureau's scientific and technical activities.

National Standard Reference Data Series. NSRDS provides quantitative data on the physical and chemical properties of materials, compiled from the world's literature and critically evaluated.

Product Standards. Provide requirements for sizes, types, quality, and methods for testing various industrial products. These standards are developed cooperatively with interested Government and industry groups and provide the basis for common understanding of product characteristics for both buyers and sellers. Their use is voluntary.

Technical Notes. This series consists of communications and reports (covering both other-agency and NBS-sponsored work) of limited or transitory interest.

Federal Information Processing Standards Publications. This series is the official publication within the Federal Government for information on standards adopted and promulgated under the Public Law 89-306, and Bureau of the Budget Circular A-86 entitled, Standardization of Data Elements and Codes in Data Systems.

Consumer Information Series. Practical information, based on NBS research and experience, covering areas of interest to the consumer. Easily understandable language and illustrations provide useful background knowledge for shopping in today's technological marketplace.

BIBLIOGRAPHIC SUBSCRIPTION SERVICES

The following current-awareness and literature-survey bibliographies are issued periodically by the Bureau:

Cryogenic Data Center Current Awareness Service (Publications and Reports of Interest in Cryogenics). A literature survey issued weekly. Annual subscription: Domestic, \$20.00; foreign, \$25.00.

Liquefied Natural Gas. A literature survey issued quarterly. Annual subscription: \$20.00.

Superconducting Devices and Materials. A literature survey issued quarterly. Annual subscription: \$20.00. Send subscription orders and remittances for the preceding bibliographic services to the U.S. Department of Commerce, National Technical Information Service, Springfield, Va. 22151.

Electromagnetic Metrology Current Awareness Service (Abstracts of Selected Articles on Measurement Techniques and Standards of Electromagnetic Quantities from D-C to Millimeter-Wave Frequencies). Issued monthly. Annual subscription: \$100.00 (Special rates for multi-subscriptions). Send subscription order and remittance to the Electromagnetic Metrology Information Center, Electromagnetics Division, National Bureau of Standards, Boulder, Colo. 80302.

Order NBS publications (except Bibliographic Subscription Services) from: Superintendent of Documents, Government Printing Office, Washington, D.C. 20402.

U.S. DEPARTMENT OF COMMERCE
National Bureau of Standards
Washington, D.C. 20234

OFFICIAL BUSINESS

Penalty for Private Use, \$300

POSTAGE AND FEES PAID
U.S. DEPARTMENT OF COMMERCE
215

