

UNITED STATES
DEPARTMENT OF
COMMERCE
PUBLICATION



NBS TECHNICAL NOTE 604

Efficient Numerical and Analog Modeling of Flicker Noise Processes

U. S.
DEPARTMENT
OF
COMMERCE
National
Bureau
of
Standards

62
00
5753
.604
971
p42.

NATIONAL BUREAU OF STANDARDS

The National Bureau of Standards¹ was established by an act of Congress March 3, 1901. The Bureau's overall goal is to strengthen and advance the Nation's science and technology and facilitate their effective application for public benefit. To this end, the Bureau conducts research and provides: (1) a basis for the Nation's physical measurement system, (2) scientific and technological services for industry and government, (3) a technical basis for equity in trade, and (4) technical services to promote public safety. The Bureau consists of the Institute for Basic Standards, the Institute for Materials Research, the Institute for Applied Technology, the Center for Computer Sciences and Technology, and the Office for Information Programs.

THE INSTITUTE FOR BASIC STANDARDS provides the central basis within the United States of a complete and consistent system of physical measurement; coordinates that system with measurement systems of other nations; and furnishes essential services leading to accurate and uniform physical measurements throughout the Nation's scientific community, industry, and commerce. The Institute consists of a Center for Radiation Research, an Office of Measurement Services and the following divisions:

Applied Mathematics—Electricity—Heat—Mechanics—Optical Physics—Linac Radiation²—Nuclear Radiation²—Applied Radiation²—Quantum Electronics³—Electromagnetics³—Time and Frequency³—Laboratory Astrophysics³—Cryogenics³.

THE INSTITUTE FOR MATERIALS RESEARCH conducts materials research leading to improved methods of measurement, standards, and data on the properties of well-characterized materials needed by industry, commerce, educational institutions, and Government; provides advisory and research services to other Government agencies; and develops, produces, and distributes standard reference materials. The Institute consists of the Office of Standard Reference Materials and the following divisions:

Analytical Chemistry—Polymers—Metallurgy—Inorganic Materials—Reactor Radiation—Physical Chemistry.

THE INSTITUTE FOR APPLIED TECHNOLOGY provides technical services to promote the use of available technology and to facilitate technological innovation in industry and Government; cooperates with public and private organizations leading to the development of technological standards (including mandatory safety standards), codes and methods of test; and provides technical advice and services to Government agencies upon request. The Institute also monitors NBS engineering standards activities and provides liaison between NBS and national and international engineering standards bodies. The Institute consists of the following technical divisions and offices:

Engineering Standards Services—Weights and Measures—Flammable Fabrics—Invention and Innovation—Vehicle Systems Research—Product Evaluation Technology—Building Research—Electronic Technology—Technical Analysis—Measurement Engineering.

THE CENTER FOR COMPUTER SCIENCES AND TECHNOLOGY conducts research and provides technical services designed to aid Government agencies in improving cost effectiveness in the conduct of their programs through the selection, acquisition, and effective utilization of automatic data processing equipment; and serves as the principal focus within the executive branch for the development of Federal standards for automatic data processing equipment, techniques, and computer languages. The Center consists of the following offices and divisions:

Information Processing Standards—Computer Information—Computer Services—Systems Development—Information Processing Technology.

THE OFFICE FOR INFORMATION PROGRAMS promotes optimum dissemination and accessibility of scientific information generated within NBS and other agencies of the Federal Government; promotes the development of the National Standard Reference Data System and a system of information analysis centers dealing with the broader aspects of the National Measurement System; provides appropriate services to ensure that the NBS staff has optimum accessibility to the scientific information of the world, and directs the public information activities of the Bureau. The Office consists of the following organizational units:

Office of Standard Reference Data—Office of Technical Information and Publications—Library—Office of Public Information—Office of International Relations.

¹ Headquarters and Laboratories at Gaithersburg, Maryland, unless otherwise noted; mailing address Washington, D. C. 20234.

² Part of the Center for Radiation Research.

³ Located at Boulder, Colorado 80302.

st 2cc
 2100
 5753
 0.604
 171
 op 2.

UNITED STATES DEPARTMENT OF COMMERCE

Maurice H. Stans, Secretary

U.S. NATIONAL BUREAU OF STANDARDS • Lewis M. Branscomb, Director



z.

TECHNICAL NOTE 604

ISSUED JUNE 1971


Nat. Bur. Stand. (U.S.), Tech. Note 604, 22 pages (June 1971)

CODEN: NBTNA

Efficient Numerical and Analog Modeling of Flicker Noise Processes

J. A. Barnes and Stephen Jarvis, Jr.

Time and Frequency Division
 Institute for Basic Standards
 National Bureau of Standards
 Boulder, Colorado 80302



NBS Technical Notes are designed to supplement the Bureau's regular publications program. They provide a means for making available scientific data that are of transient or limited interest. Technical Notes may be listed or referred to in the open literature.

TABLE OF CONTENTS

Page

1.	Introduction	1
2.	The Filter Cascade	2
3.	Efficient Generation of Approximate Flicker Noise Numbers	10
4.	Acknowledgment	13
5.	References	18

LIST OF FIGURES

<u>Figure</u>		<u>Page</u>
1	Basic R-C filter with voltage transfer function given by eq (1).	3
2	Filter magnitude error \mathcal{E} , eq (17), relative to $A s^{-\frac{1}{2}} $ for $A = 0.43$, $\tau_2^{(1)} = 0.04$ seconds, and $\beta = \frac{1}{9}$ over frequency range (1 Hz, 4 kHz).	6
3	Realization of impedance $z_1(\omega)$, eq (19), with $R_0 = 20 \text{ k}\Omega$ and $\tau_2^{(1)} = 0.04$ seconds, which approximates fractional capacitor of order one-half over frequency range (1 Hz, 4 kHz).	8
4	Operational amplifier system with transfer function given by eq (20).	9
5	Fortran program for computing N approximate flicker numbers by recursion relations, eq (36). ("N = 1024" has been specified.)	14
6	Sample of 1024 approximate flicker numbers generated from program of figure 5.	15
7	Square root of Allan variance $\sigma(\tau)$ for data sample of figure 6.	16
8	Impulse response function $y_n^{(4)}$ of digital filter.	17

Efficient Numerical and Analog Modeling of Flicker Noise Processes

J. A. Barnes and Stephen Jarvis, Jr.

It is shown that by cascading a few simple resistor - capacitor filters, a filter can be constructed which generates from a white noise source a noise signal whose spectral density is very nearly flicker, $|f|^{-1}$, over several decades of frequency f . Using difference equations modeling this filter, recursion relations are obtained which permit very efficient digital computer generation of flicker noise time-series over a similar spectral range. These analog and digital filters may also be viewed as efficient approximations to integrators of order one-half.

Key words: Analog noise simulation; computer noise simulation; digital filters; flicker noise; fractional integration; recursive digital filters.

1. INTRODUCTION

One of the most pervasive noise processes observed in electronic systems is flicker noise, whose spectral density varies as $|f|^{-1}$ over many decades of frequency, often beyond the low frequency limit to which the spectral density can reasonably be measured. (See, for example [1] - [6] and their bibliographies.) While its occurrence is very widespread, its cause, or causes, is as yet uncertain, despite the attention of many investigators.

In order to study flicker noise and to simulate the behavior of systems with flicker noise, several authors have presented mathematical models which generate a discrete [7], [8] or continuous [9] - [14] flicker noise from a white noise process. Because of the intrinsically long

correlation time associated with the flicker noise process, the models have required large computer memories, or extensive computation, or both. The purpose of this paper is to present an algorithm which permits one to generate, in a very efficient manner with negligible computer memory requirements, a sequence of numbers with a very nearly flicker noise spectral density over several decades of frequency. It is derived from a cascade of simple resistor-capacitor filters which, when realized, also permits one to generate from a white noise source an analog noise signal which has a spectral density which is very nearly flicker over several decades of frequency.

2. THE FILTER CASCADE

Consider the filter shown in figure 1. Its voltage transfer function is:

$$g(\omega) = \frac{y(\omega)}{x(\omega)} = \frac{1 + j\omega \tau_2}{1 + j\omega(\tau_1 + \tau_2)} \quad (1)$$

where $\tau_1 = R_1 C$ (2)

$$\tau_2 = R_2 C \quad (3)$$

and $\omega = 2\pi f$. (4)

Equation (1) is valid provided the loading on the output, y , of the filter is negligible. This assumption, thus, might require the filter to be followed by an isolation amplifier in practice. As it will be seen, however, it is possible to construct a complete flicker filter with only one amplifier and still not compromise the validity of eq (1).

For low frequencies ($\omega(\tau_1 + \tau_2) \ll 1$), one finds that $g(\omega) \approx 1$; and for high frequencies ($\omega \tau_2 \gg 1$), one finds $g(\omega) \approx \frac{\tau_2}{\tau_1 + \tau_2}$. If one were to have a sequence of such filters such that for the i -th filter

$$\tau_1^{(i)} = (\beta)^i \tau_1^{(0)}, \quad i = 1, 2, \dots, N, \quad (5)$$

where β is some constant such that $\beta < 1$,

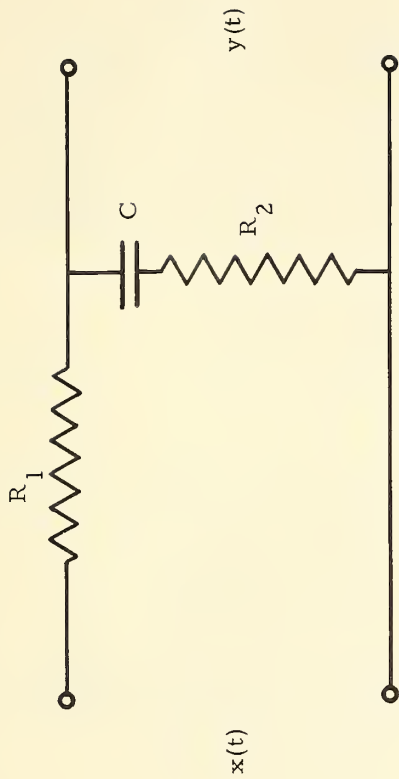


Figure 1. Basic R-C filter with voltage transfer function given by eq (1).

and

$$\tau_2^{(i)} = (\beta)^i \tau_2^{(0)}, \quad (6)$$

and if these filters were cascaded with appropriate isolation amplifiers between successive stages (to eliminate loading effects), the overall voltage transfer function would become:

$$G(\omega) = \prod_{i=1}^N \left[\frac{1 + j\omega\tau_2^{(0)}\beta^i}{1 + j\omega(\tau_1^{(0)} + \tau_2^{(0)})\beta^i} \right]. \quad (7)$$

One may consider a set of n sections of this filter cascade corresponding to $i = j + 1, j + 2, \dots, j + n$, where j is arbitrary. This subset of filters would change the (magnitude) transfer function by the factor

$$\left(\frac{\tau_2^{(0)}}{\tau_1^{(0)} + \tau_2^{(0)}} \right)^n$$

in the frequency interval

$$\omega_j < \omega < \omega_{j+n}, \quad (8)$$

where

$$\omega_j = \frac{1}{\tau_2^{(j)}} = \frac{1}{\beta^j \tau_2^{(0)}}.$$

If this filter is to approximate a filter whose transfer function varies as

$$|G^*(\omega)|^2 = A^2 |\omega|^\alpha, \quad (9)$$

where A is a constant, then

$$\left| \frac{G^*(\omega_{j+n})}{G^*(\omega_j)} \right|^2 = \left| \frac{\omega_{j+n}}{\omega_j} \right|^\alpha = \beta^{-n\alpha} \approx \left(\frac{\tau_2^{(0)}}{\tau_1^{(0)} + \tau_2^{(0)}} \right)^{2n}. \quad (10)$$

Thus,

$$\beta = \left(\frac{\tau_2^{(0)}}{\tau_1^{(0)} + \tau_2^{(0)}} \right)^{-\frac{2}{\alpha}}. \quad (11)$$

For a flicker filter $\alpha = -1$ in eq (8) and, thus, eq (11) becomes

$$\beta = \left(\frac{\tau_2^{(0)}}{\tau_1^{(0)} + \tau_2^{(0)}} \right)^2. \quad (12)$$

A more precise approximation to a flicker filter is obtained by increasing β (i.e., the ratio of the τ 's given in eq (12)). However, the frequency range of the complete filter is proportional to β^{-N} . Thus, to improve the precision without reducing the frequency range both β and the number of sections, N , must be increased.

It is of value to take as a practical example the particular values:

$$N = 4 \quad (13)$$

$$\tau_1^{(0)} + \tau_2^{(0)} = 3\tau_2^{(0)} \quad (14)$$

and use the variable

$$s \equiv j\omega \tau_2^{(1)}. \quad (15)$$

The filter's transfer function then becomes (from eq (7))

$$G(\omega) = \left(\frac{s+1}{3s+1} \right) \left(\frac{s+9}{3s+9} \right) \left(\frac{s+81}{3s+81} \right) \left(\frac{s+729}{3s+729} \right). \quad (16)$$

This transfer function should be expected to have approximately an $s^{-\frac{1}{2}}$ behavior over a relative frequency range of $\beta^{-4} = 9^4$, nearly four decades of frequency. In fact, the magnitude error

$$\mathcal{E} \equiv |G(\omega)| - A |s^{-\frac{1}{2}}|, \quad (17)$$

is within $\pm \frac{1}{2}$ dB relative to $A |s^{-\frac{1}{2}}|$ over the range $0.25 \leq |s| \leq 1000$, a relative frequency range of 4000 where $A = 0.43$. The location of the approximated frequency band depends on $\tau_2^{(1)}$. For the value $\tau_2^{(1)} = 0.04$ seconds, the approximating band is (1 Hz, 4 kHz); the error is shown in figure 2.

One may forget, for the time being, the heuristic arguments which led to generating eq (16) as an approximation to the function

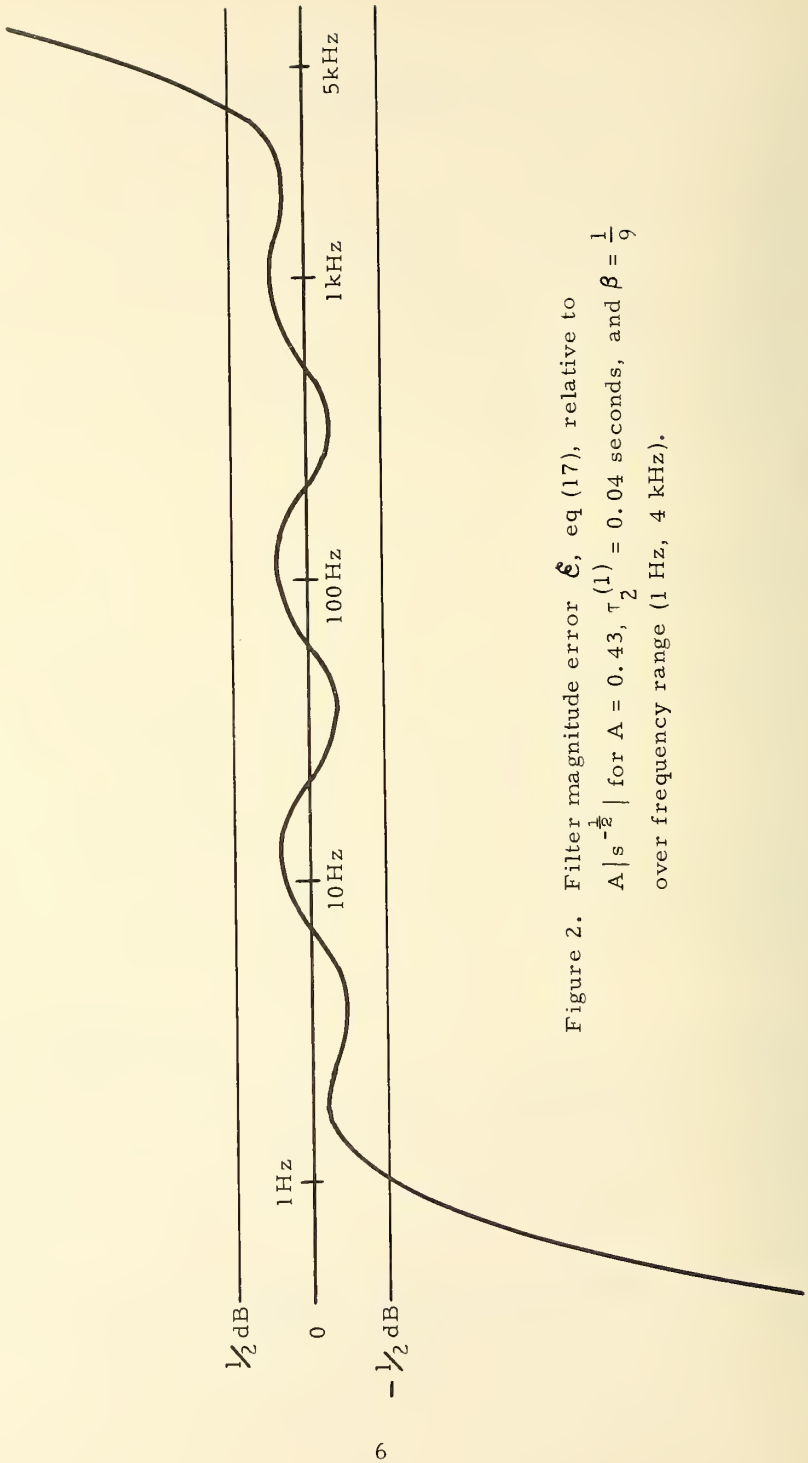


Figure 2. Filter magnitude error \mathcal{E} , eq (17), relative to $A|s^{-\frac{1}{2}}|$ for $A = 0.43$, $\tau_2^{(1)} = 0.04$ seconds, and $\beta = \frac{1}{9}$ over frequency range (1 Hz, 4 kHz).

$$G^*(\omega) = A s^{-\frac{1}{2}}. \quad (18)$$

Equation (16) simply gives a mathematical function which approximates eq (18) rather well over a substantial frequency range. Thus, one could consider an impedance, $z_1(\omega)$, defined by

$$z_1(\omega) \equiv R_0 G(\omega), \quad (19)$$

where the constant R_0 has the dimensions of ohms. The exact realization of $z_1(\omega)$ may be obtained by a partial fractions expansion of eq (16) and one obtains the impedance shown in figure 3 for $R_0 = 20k\Omega$ and $\tau_2^{(1)} = 0.04$ seconds. (The exact realization of an impedance given by eq (18) would be much more difficult.) Thus, figure 3 is an approximation to a "fractional capacitor" [15] - [17] of order one-half.

This impedance can be used in a straightforward fashion in connection with a single operational amplifier to realize a transfer function given by eq (16). It is no longer necessary to consider the filter cascade with its isolation amplifiers mentioned above. This new, active filter is realized as follows:

An operational amplifier is a device whose transfer function is approximated by a large, real, negative number, $-k$, over a large frequency range which is assumed to include the frequency domain of interest. If one connects an operational amplifier with two impedances $z_1(\omega)$ and $z_2(\omega)$ as shown in figure 4, the overall transfer function becomes

$$\frac{e_o(\omega)}{e_i(\omega)} = \frac{-k}{1 + (1+k) z_2/z_1}. \quad (20)$$

When

$$k \gg \left| \frac{z_1}{z_2} \right|,$$

then

$$\frac{e_o(\omega)}{e_i(\omega)} \approx \frac{z_1}{z_2}. \quad (21)$$

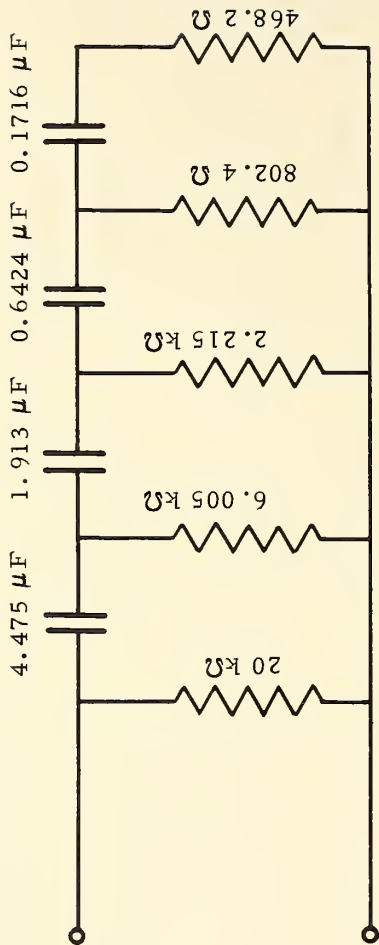


Figure 3. Realization of impedance $z_1(\omega)$, eq (19), with $R_0 = 20 \text{ k}\Omega$ and $\tau_2^{(1)} = 0.04$ seconds, which approximates fractional capacitor of order one-half over frequency range (1 Hz, 4 kHz).

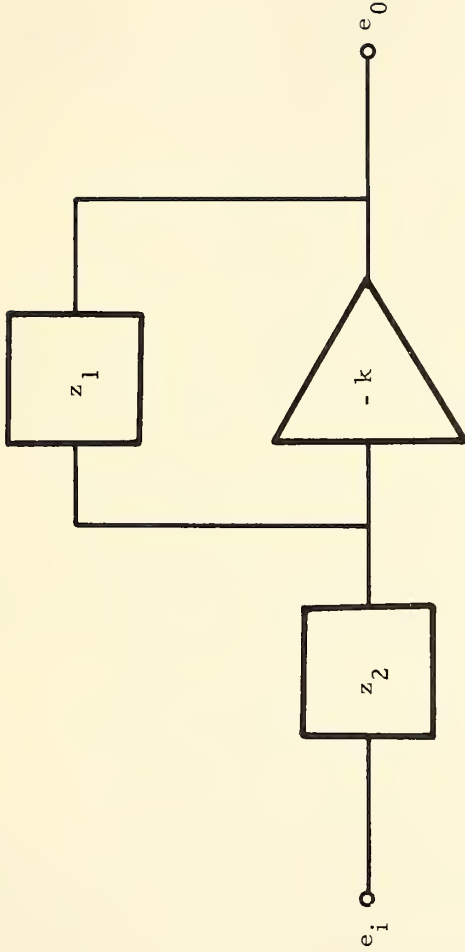


Figure 4. Operational amplifier system with transfer function given by eq (20).

Thus, if one chooses z_2 to be a pure resistance of value R_0 , the overall transfer function is just $G(\omega)$ given by eq (16). Such a device has, in fact, been built and tested at the National Bureau of Standards.

It is interesting to note that if one interchanges the impedances z_1 and z_2 in figure 4, one obtains a prewhitening filter for flicker noise in the frequency range from 1Hz to 4 kHz.

3. EFFICIENT GENERATION OF APPROXIMATE FLICKER NOISE NUMBERS

From the impulse response function

$$h(t) = \frac{1}{\sqrt{t}} \tag{22}$$

corresponding to the transfer function

$$\frac{1}{\sqrt{j\omega}},$$

one can generate a flicker signal $e_o(t)$ from a white noise source $e_i(t)$ by the convolution integral [18]:

$$e_o(t) = \int_0^t d\tau \frac{e_i(\tau)}{\sqrt{t-\tau}}. \tag{23}$$

Discrete flicker numbers can be approximated by a discrete analog convolution, setting $t_n = n \delta t$:

$$(e_o)_m = \sum_{n=1}^m h(t_m)(e_i)_{m-n}, \tag{24}$$

where the $(e_i)_n$ are uncorrelated random deviates. To obtain a flicker spectral density over a relative frequency range r , the memory length M must be very large and so also the number of remembered deviates $(e_i)_n$ for each output $(e_o)_n$. This is not a very efficient use of computer memory space nor of computer time.

A very efficient flicker number generator can be constructed from the filter cascade introduced in section 2. The differential equation for

the network of figure 1 is:

$$y(t) + \dot{y}(t)(R_1 + R_2)C = R_2C\dot{x}(t) + x(t). \quad (25)$$

This can be approximated by the difference equation for the discrete values $y_n = y(n \delta t)$:

$$y_{n+1} = \left(1 - \frac{\delta t}{\tau_1 + \tau_2}\right) y_n + \frac{\tau_2}{\tau_1 + \tau_2} x_{n+1} + \frac{\delta t - \tau_2}{\tau_1 + \tau_2} x_n, \quad (26)$$

with, as before, $\tau_j = R_j C$. Let

$$\gamma = \frac{\delta t}{\tau_1 + \tau_2}, \quad (27)$$

and

$$R = \frac{\tau_2}{\tau_1 + \tau_2}. \quad (28)$$

The recursion relation for y_n is then

$$y_{n+1} = (1 - \gamma)y_n + R x_{n+1} - (R - \gamma)x_n, \quad (29)$$

for an unloaded filter. As in section 2, we shall again consider four such filter sections, with parameters $\gamma^{(i)}$ and $R^{(i)}$, $i = 1, 2, 3, 4$, inputs $x_n^{(i)}$ and outputs $y_n^{(i)}$. Cascading the filters, the output of filter i is the input of filter $i + 1$:

$$\left. \begin{aligned} y_n^{(1)} &= x_n^{(2)} \\ y_n^{(2)} &= x_n^{(3)} \\ y_n^{(3)} &= x_n^{(4)} \end{aligned} \right\}. \quad (30)$$

Note that this is equivalent to assuming the existence of isolation amplifiers between sections of the analog filter. That is, eq (29) gives the exact filter section response (no loading effects) and its output is exactly the input to the next stage (eq (30)).

Then, with the earlier definitions:

$$\gamma^{(i+1)} = \frac{\gamma^{(i)}}{\beta}, \quad (31)$$

$$R^{(i)} = R = 1/3, \quad (32)$$

and

$$\beta = \left(\frac{\tau_2^{(i)}}{\tau_1^{(i)} + \tau_2^{(i)}} \right)^2 = (1/3)^2. \quad (33)$$

In this situation the higher-numbered filters have the shorter time constants. It seems reasonable to let the shortest time constant, $\tau_2^{(4)}$, be equal to the inverse of the Nyquist frequency, $f_{NQ} = \frac{1}{(2)(\delta t)}$.

Then

$$\delta t = \frac{1}{2} \tau_2^{(4)} \quad (34)$$

and

$$\gamma^{(i)} = \frac{1}{2} \left(\frac{1}{3} \right)^{9-2i} \quad (i = 1, 4). \quad (35)$$

The resulting recursion relations for the four-filter cascade become:

$$\left. \begin{aligned} x_{n+1}^{(2)} = y_{n+1}^{(1)} &= \left(\frac{4373}{4374} \right) y_n^{(1)} + \frac{1}{3} x_{n+1}^{(1)} - \left(\frac{1457}{4374} \right) x_n^{(1)} \\ x_{n+1}^{(3)} = y_{n+1}^{(2)} &= \left(\frac{485}{486} \right) y_n^{(2)} + \frac{1}{3} x_{n+1}^{(2)} - \left(\frac{161}{486} \right) x_n^{(2)} \\ x_{n+1}^{(4)} = y_{n+1}^{(3)} &= \left(\frac{53}{54} \right) y_n^{(3)} + \frac{1}{3} x_{n+1}^{(3)} - \left(\frac{17}{54} \right) x_n^{(3)} \\ y_{n+1}^{(4)} &= \left(\frac{5}{6} \right) y_n^{(4)} + \frac{1}{3} x_{n+1}^{(4)} - \frac{1}{6} x_n^{(4)}. \end{aligned} \right\} \quad (36)$$

When the $x_n^{(1)}$ are uncorrelated random deviates, and the $\{x_o^{(i)}, y_o^{(i)}\}$ are taken to be zero initially (to minimize the transient), the above recursion equations yield a set of numbers, $y_n^{(4)}$, which approximate flicker noise over a range of about 1000 periods of δt . (The addition of a fifth, lower frequency, or $i = 0$, stage should extend this range to nearly 10,000 periods.) The recursion is neatly accomplished on a digital computer

with a random number generator and storage locations for the eight distinct coefficients plus the seven numbers $x_n^{(2)}, x_n^{(3)}, x_n^{(4)}, y_n^{(1)}, y_n^{(2)}, y_n^{(3)}, y_n^{(4)}$.

Figure 5 shows a Fortran program written for the generation of 1024 numbers which approximate a flicker noise sample using eqs (36). Figure 6 shows a sample of $N = 1024$ numbers obtained using this program. This block of data was subjected to a time-domain statistical analysis developed by Allan [19], [20]. Figure 7 shows the Allan variance, $\sigma(\tau)$, for independent samples. For pure flicker noise of arbitrary length, $\sigma(\tau)$ has no τ -dependence. The deviations of the plot from a straight horizontal are probably due to the small sample size.

Figure 8 is a plot of the actual impulse response function of the digital filter described in the Fortran program of figure 5.

4. ACKNOWLEDGMENT

The authors wish to thank Mr. D. W. Allan of the National Bureau of Standards for his assistance in the statistical analysis of the data.

```

PROGRAM FLICKER
DIMENSION V(5, 2)
C SET INITIAL VALUES V(I, 1) TO ZERO MEAN VALUES
DO 1 I=1, 5
1 V(I, 1) = 0.
C GENERATE AND PRINT N FLICKER NUMBERS
N = 1024
DO 2 I=1, N
C SELECT RANDOM V(1, 2) UNIFORMLY DISTRIBUTED ON  $(-\frac{1}{2}, \frac{1}{2})$ 
V(1, 2) = RANF (-1) -0.5
C SOLVE RECURSION RELATIONS
V(2, 2) = .999771*V(2, 1) + .333333*V(1, 2) - .333105*V(1, 1)
V(3, 2) = .997942*V(3, 1) + .333333*V(2, 2) - .331276*V(2, 1)
V(4, 2) = .981481*V(4, 1) + .333333*V(3, 2) - .314815*V(3, 1)
V(5, 2) = .833333*V(5, 1) + .333333*V(4, 2) - .166667*V(4, 1)
PRINT 11, V(5, 2)
11 FORMAT (2XF12.6)
C RESET V
DO 3 J=1, 5
3 V(J, 1)=V(J, 2)
2 CONTINUE
CALL EXIT
END

```

Figure 5. Fortran program for computing N approximate flicker numbers by recursion relations, eq (36). ('N = 1024' has been specified.)

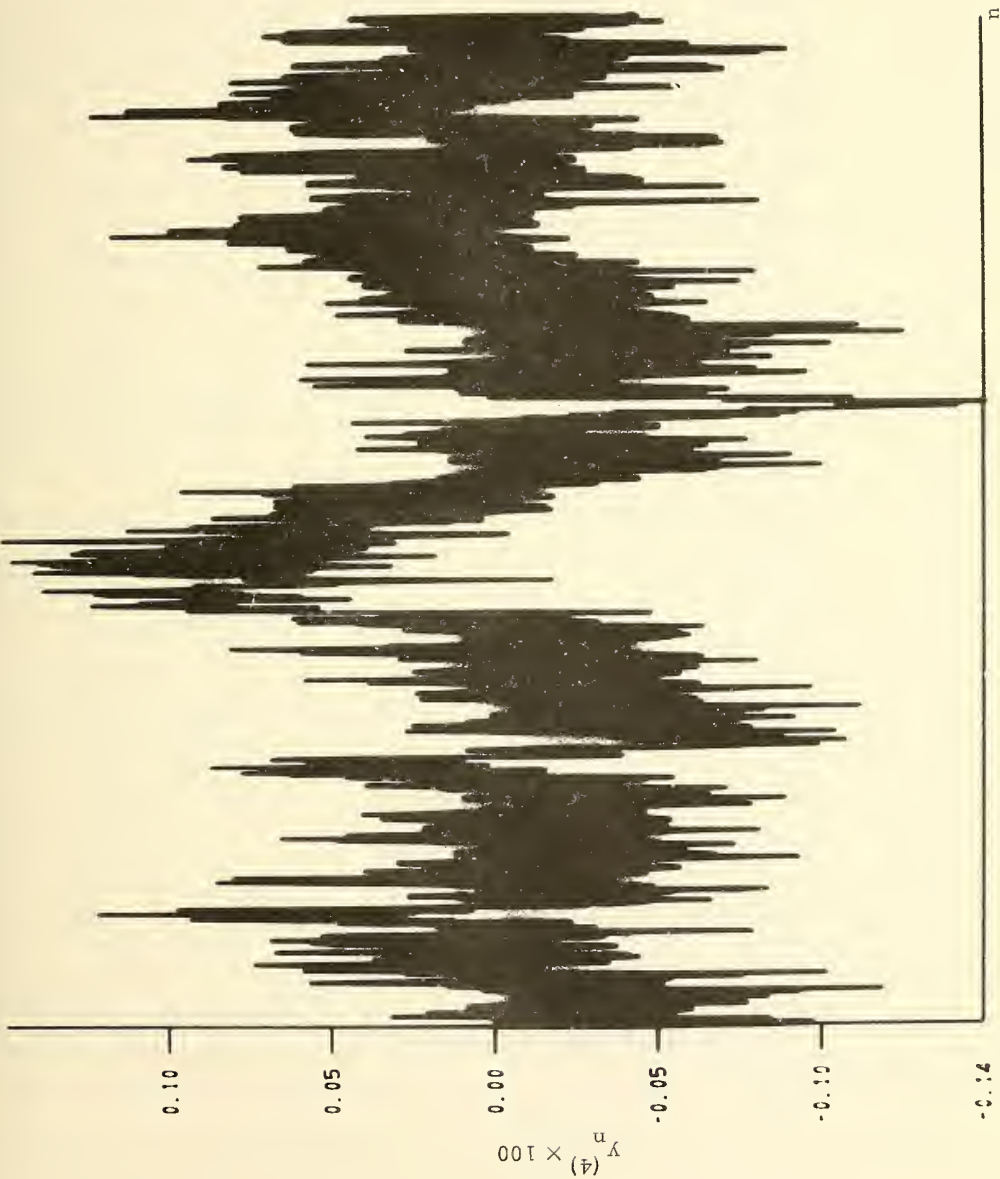


Figure 6. Sample of 1024 approximate flicker numbers generated from program of figure 5.

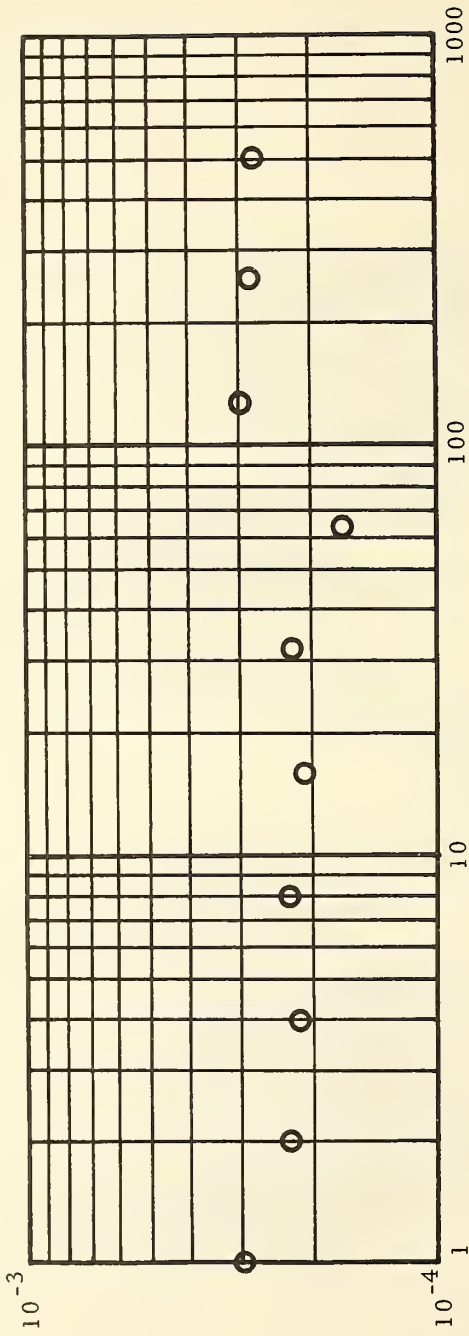


Figure 7. Square root of Allan variance $\sigma(\tau)$ for data sample of figure 6.

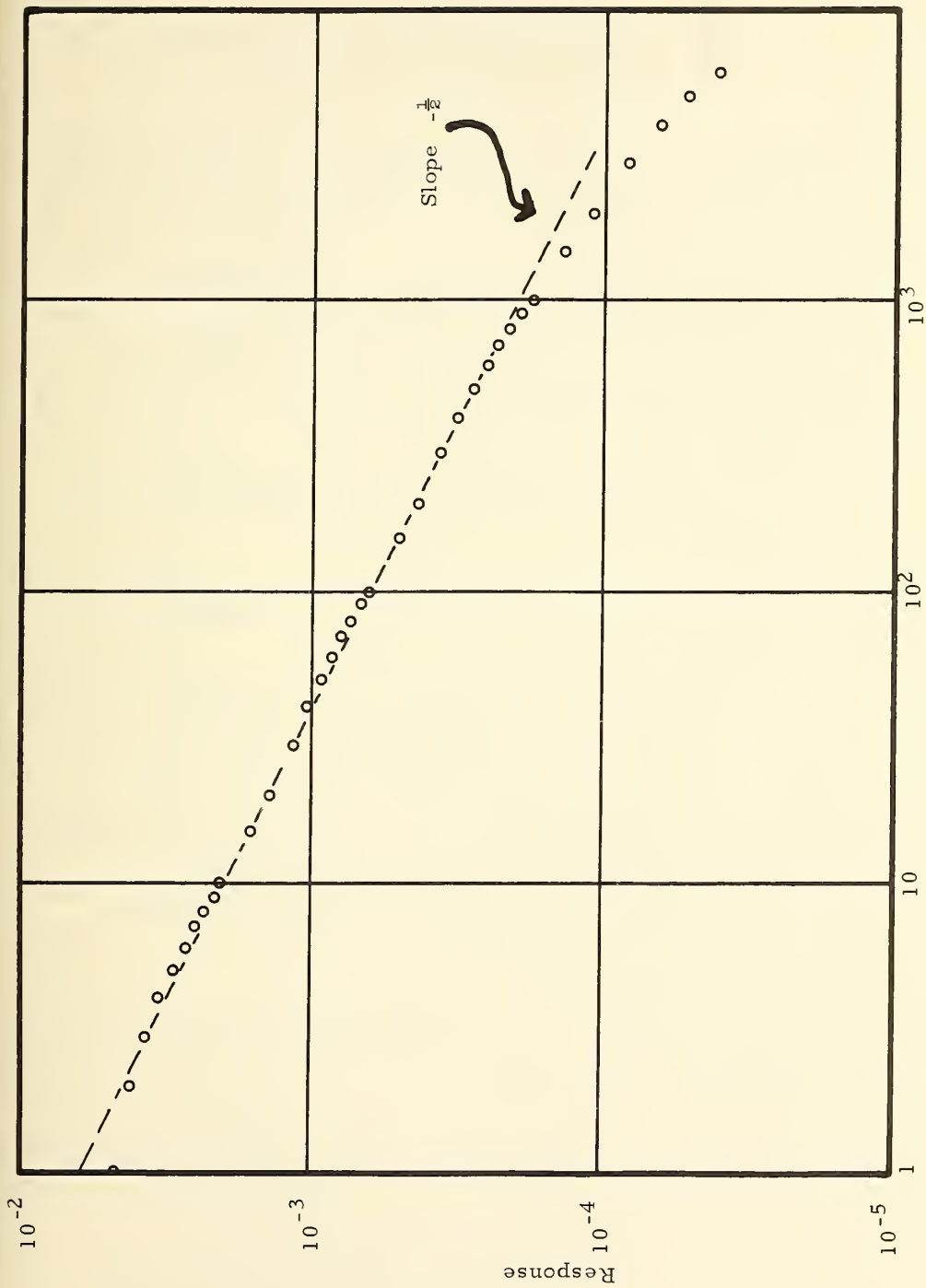


Figure 8. Impulse response function $y_n^{(4)}$ of digital filter.

5. REFERENCES

- [1] van der Ziel, A., Noise, (Prentice-Hall, Englewood Cliffs, NJ, 1954).
- [2] Atkinson, W. R., Fey, L., and Newman, J., "Spectrum analysis of extremely low frequency variations of quartz oscillators," Proc. IEEE (Corres.), 51, No. 2, p. 379, February 1963.
- [3] van der Ziel, A., Fluctuation phenomena in semiconductors, (Academic Press, New York, NY, 1959).
- [4] McWhorter, A. L., "1/f noise and related surface effects in germanium," Tech. Report 80 (MIT Lincoln Lab., Lexington, MA, May 1955).
- [5] Mandelbrot, B. B., and Wallis, J. R., "Some long-run properties of geophysical records," Water Resources Research, 5, pp. 321-340, April 1969.
- [6] Derksen, H. E., and Verveen, A. A., "Fluctuations of resting neural membrane potential," Science, 151, pp. 1388-1399, March 18, 1966.
- [7] Barnes, J. A., and Allan, D. W., "A statistical model of flicker noise," Proc. IEEE, 54, No. 2, pp. 176-178, February 1966.
- [8] Mandelbrot, B. B., and Wallis, J. R., "Computer experiments with fractional Gaussian noises," Water Resources Research, 5, pp. 228-267, February 1969.
- [9] Halford, D., "A general mechanical model for $|f|^{\alpha}$ spectral density random noise with special reference to flicker noise $1/|f|$," Proc. IEEE, 56, No. 3, pp. 251-258, March 1968.
- [10] Muller, O., and Pest, J., "Thermal feedback in power semiconductor devices," IEEE Trans. Electron Devices, ED-17, No. 9, pp. 770-782, September 1970.
- [11] Mandelbrot, B. B., and Van Ness, J. W., "Fractional Brownian motions, fractional noises and applications," SIAM Review, 10, pp. 422-437, October 1968.

- [12] Mandelbrot, B. B., "Some noises with $1/f$ spectrum, a bridge between direct current and white noise," *IEEE Trans. Information Theory*, IT-13, No. 2, pp. 289-298, April 1967.
- [13] van Vliet, K. M., and van der Ziel, A., "On the noise generated by diffusion mechanisms," *Physica*, 24, pp. 415-421, 1958.
- [14] MacFarlane, G. G., "A theory of contact noise in semiconductors," *Proc. Phys. Soc. (London)*, 63B, pp. 807-814, October 1950.
- [15] Carlson, G. E., and Halijak, C. A., "Simulation of the fractional derivative operator \sqrt{s} and the fractional integral operator $\sqrt{1/s}$," *Kansas State University Bulletin*, 45, pp. 1-22, July 1961.
- [16] Carlson, G. E., and Halijak, C. A., "Approximation of fractional capacitors $(1/s)^{1/n}$ by a regular Newton process," *IEEE Trans. Circuit Theory*, CT-11, No. 2, pp. 210-213, June 1964.
- [17] Roy, S.C.D., and Shenoi, B. A., "Distributed and lumped RC realization of a constant argument impedance," *J. Franklin Institute*, 282, pp. 318-329, November 1966.
- [18] Middleton, D., *Introduction to Statistical Communication Theory*, (McGraw-Hill, New York, N.Y., 1960).
- [19] Allan, D. W., "Statistics of atomic frequency standards," *Proc. IEEE*, 54, No. 2, pp. 221-230, February 1966.
- [20] Barnes, J. A., et al., "Characterization of frequency stability," *NBS Tech. Note 394*, October 1970; (to appear in *IEEE Trans. Instrumentation and Measurement*, IM-20, May 1971).



U.S. DEPT. OF COMM. BIBLIOGRAPHIC DATA SHEET	1. PUBLICATION OR REPORT NO. NBS TN 604	2. Gov't Accession No.	3. Recipient's Accession No.
4. TITLE AND SUBTITLE Efficient Numerical and Analog Modeling of Flicker Noise Processes		5. Publication Date June 1971	
		6. Performing Organization Code	
7. AUTHOR(S) J. A. Barnes and Stephen Jarvis, Jr.		8. Performing Organization	
9. PERFORMING ORGANIZATION NAME AND ADDRESS NATIONAL BUREAU OF STANDARDS DEPARTMENT OF COMMERCE WASHINGTON, D. C. 20234		10. Project/Task/Work Unit No. 2730900	
		11. Contract/Grant No.	
12. Sponsoring Organization Name and Address		13. Type of Report & Period Covered	
		14. Sponsoring Agency Code	
15. SUPPLEMENTARY NOTES			
<p>16. ABSTRACT (A 200-word or less factual summary of most significant information. If document includes a significant bibliography or literature survey, mention it here.)</p> <p>It is shown that by cascading a few simple resistor-capacitor filters, a filter can be constructed which generates from a white noise source a noise signal whose spectral density is very nearly flicker, $f ^{-1}$, over several decades of frequency f. Using difference equations modeling this filter, recursion relations are obtained which permit very efficient digital computer generation of flicker noise time-series over a similar spectral range. These analog and digital filters may also be viewed as efficient approximations to integrators of order one-half.</p>			
<p>17. KEY WORDS (Alphabetical order, separated by semicolons)</p> <p>Analog noise simulation; computer noise simulation; digital filters; flicker noise; fractional integration; recursive digital filters.</p>			
<p>18. AVAILABILITY STATEMENT</p> <p><input checked="" type="checkbox"/> UNLIMITED.</p> <p><input type="checkbox"/> FOR OFFICIAL DISTRIBUTION. DO NOT RELEASE TO NTIS.</p>		<p>19. SECURITY CLASS (THIS REPORT)</p> <p>UNCLASSIFIED</p>	<p>21. NO. OF PAGES</p>
		<p>20. SECURITY CLASS (THIS PAGE)</p> <p>UNCLASSIFIED</p>	<p>22. Price</p>



NBS TECHNICAL PUBLICATIONS

PERIODICALS

JOURNAL OF RESEARCH reports National Bureau of Standards research and development in physics, mathematics, chemistry, and engineering. Comprehensive scientific papers give complete details of the work, including laboratory data, experimental procedures, and theoretical and mathematical analyses. Illustrated with photographs, drawings, and charts.

Published in three sections, available separately:

● Physics and Chemistry

Papers of interest primarily to scientists working in these fields. This section covers a broad range of physical and chemical research, with major emphasis on standards of physical measurement, fundamental constants, and properties of matter. Issued six times a year. Annual subscription: Domestic, \$9.50; foreign, \$11.75*.

● Mathematical Sciences

Studies and compilations designed mainly for the mathematician and theoretical physicist. Topics in mathematical statistics, theory of experiment design, numerical analysis, theoretical physics and chemistry, logical design and programming of computers and computer systems. Short numerical tables. Issued quarterly. Annual subscription: Domestic, \$5.00; foreign, \$6.25*.

● Engineering and Instrumentation

Reporting results of interest chiefly to the engineer and the applied scientist. This section includes many of the new developments in instrumentation resulting from the Bureau's work in physical measurement, data processing, and development of test methods. It will also cover some of the work in acoustics, applied mechanics, building research, and cryogenic engineering. Issued quarterly. Annual subscription: Domestic, \$5.00; foreign, \$6.25*.

TECHNICAL NEWS BULLETIN

The best single source of information concerning the Bureau's research, developmental, cooperative and publication activities, this monthly publication is designed for the industry-oriented individual whose daily work involves intimate contact with science and technology—for *engineers, chemists, physicists, research managers, product-development managers, and company executives*. Annual subscription: Domestic, \$3.00; foreign, \$4.00*.

* Difference in price is due to extra cost of foreign mailing.

Order NBS publications from:

Superintendent of Documents
Government Printing Office
Washington, D.C. 20402

NONPERIODICALS

Applied Mathematics Series. Mathematical tables, manuals, and studies.

Building Science Series. Research results, test methods, and performance criteria of building materials, components, systems, and structures.

Handbooks. Recommended codes of engineering and industrial practice (including safety codes) developed in cooperation with interested industries, professional organizations, and regulatory bodies.

Special Publications. Proceedings of NBS conferences, bibliographies, annual reports, wall charts, pamphlets, etc.

Monographs. Major contributions to the technical literature on various subjects related to the Bureau's scientific and technical activities.

National Standard Reference Data Series. NSRDS provides quantitative data on the physical and chemical properties of materials, compiled from the world's literature and critically evaluated.

Product Standards. Provide requirements for sizes, types, quality and methods for testing various industrial products. These standards are developed cooperatively with interested Government and industry groups and provide the basis for common understanding of product characteristics for both buyers and sellers. Their use is voluntary.

Technical Notes. This series consists of communications and reports (covering both other agency and NBS-sponsored work) of limited or transitory interest.

Federal Information Processing Standards Publications. This series is the official publication within the Federal Government for information on standards adopted and promulgated under the Public Law 89-306, and Bureau of the Budget Circular A-86 entitled, Standardization of Data Elements and Codes in Data Systems.

Consumer Information Series. Practical information, based on NBS research and experience, covering areas of interest to the consumer. Easily understandable language and illustrations provide useful background knowledge for shopping in today's technological marketplace.

NBS Special Publication 305, Supplement 1, Publications of the NBS, 1968-1969. When ordering, include Catalog No. C13.10:305. Price \$4.50; foreign, \$5.75.

U.S. DEPARTMENT OF COMMERCE
WASHINGTON, D.C. 20230

OFFICIAL BUSINESS

PENALTY FOR PRIVATE USE, \$300



POSTAGE AND FEES PAID
U.S. DEPARTMENT OF COMMERCE