

National Bureau of Standards
Library, N.W. Bldg
MAY 10 1966


Reference book not to be
taken from the library.

NAT'L INST. OF STAND & TECH



A11106 334627

REFERENCE



NBS
Publi-
cations

Technical Note

No.18-25

QUARTERLY RADIO NOISE DATA December, January, February 1964-65

W. Q. CRICLOW, R. T. DISNEY,
AND M. A. JENKINS



U. S. DEPARTMENT OF COMMERCE
NATIONAL BUREAU OF STANDARDS

QC
00
15753
O.18-25
744

THE NATIONAL BUREAU OF STANDARDS

The National Bureau of Standards is a principal focal point in the Federal Government for assuring maximum application of the physical and engineering sciences to the advancement of technology in industry and commerce. Its responsibilities include development and maintenance of the national standards of measurement, and the provisions of means for making measurements consistent with those standards; determination of physical constants and properties of materials; development of methods for testing materials, mechanisms, and structures, and making such tests as may be necessary, particularly for government agencies; cooperation in the establishment of standard practices for incorporation in codes and specifications; advisory service to government agencies on scientific and technical problems; invention and development of devices to serve special needs of the Government; assistance to industry, business, and consumers in the development and acceptance of commercial standards and simplified trade practice recommendations; administration of programs in cooperation with United States business groups and standards organizations for the development of international standards of practice; and maintenance of a clearinghouse for the collection and dissemination of scientific, technical, and engineering information. The scope of the Bureau's activities is suggested in the following listing of its four Institutes and their organizational units.

Institute for Basic Standards. Applied Mathematics. Electricity. Metrology. Mechanics. Heat. Atomic Physics. Physical Chemistry. Laboratory Astrophysics.* Radiation Physics. Radio Standards Laboratory.* Radio Standards Physics; Radio Standards Engineering. Office of Standard Reference Data.

Institute for Materials Research. Analytical Chemistry. Polymers. Metallurgy. Inorganic Materials. Reactor Radiations. Cryogenics.* Materials Evaluation Laboratory. Office of Standard Reference Materials.

Institute for Applied Technology. Building Research. Information Technology. Performance Test Development. Electronic Instrumentation. Textile and Apparel Technology Center. Technical Analysis. Office of Weights and Measures. Office of Engineering Standards. Office of Invention and Innovation. Office of Technical Resources. Clearinghouse for Federal Scientific and Technical Information.**

Central Radio Propagation Laboratory.* Ionospheric Telecommunications. Tropospheric Telecommunications. Space Environment Forecasting. Aeronomy.

* Located at Boulder, Colorado 80301.

** Located at 5285 Port Royal Road, Springfield, Virginia 22171.

NATIONAL BUREAU OF STANDARDS

Technical Note 18-25

ISSUED March 14, 1966

QUARTERLY RADIO NOISE DATA
December, January, February 1964-65

W. Q. Crichlow, R. T. Disney, and M. A. Jenkins
Institute for Telecommunication Sciences and Aeronomy*
Environmental Science Services Administration
Boulder, Colorado

NBS Technical Notes are designed to supplement the bureau's regular publications program. They provide a means for making available scientific data that are of transient or limited interest. Technical Notes may be listed or referred to in the open literature.


** Formerly the Central Radio Propagation Laboratory of the National Bureau of Standards.*

For sale by the Superintendent of Documents, U.S. Government Printing Office
Washington D.C. 20402

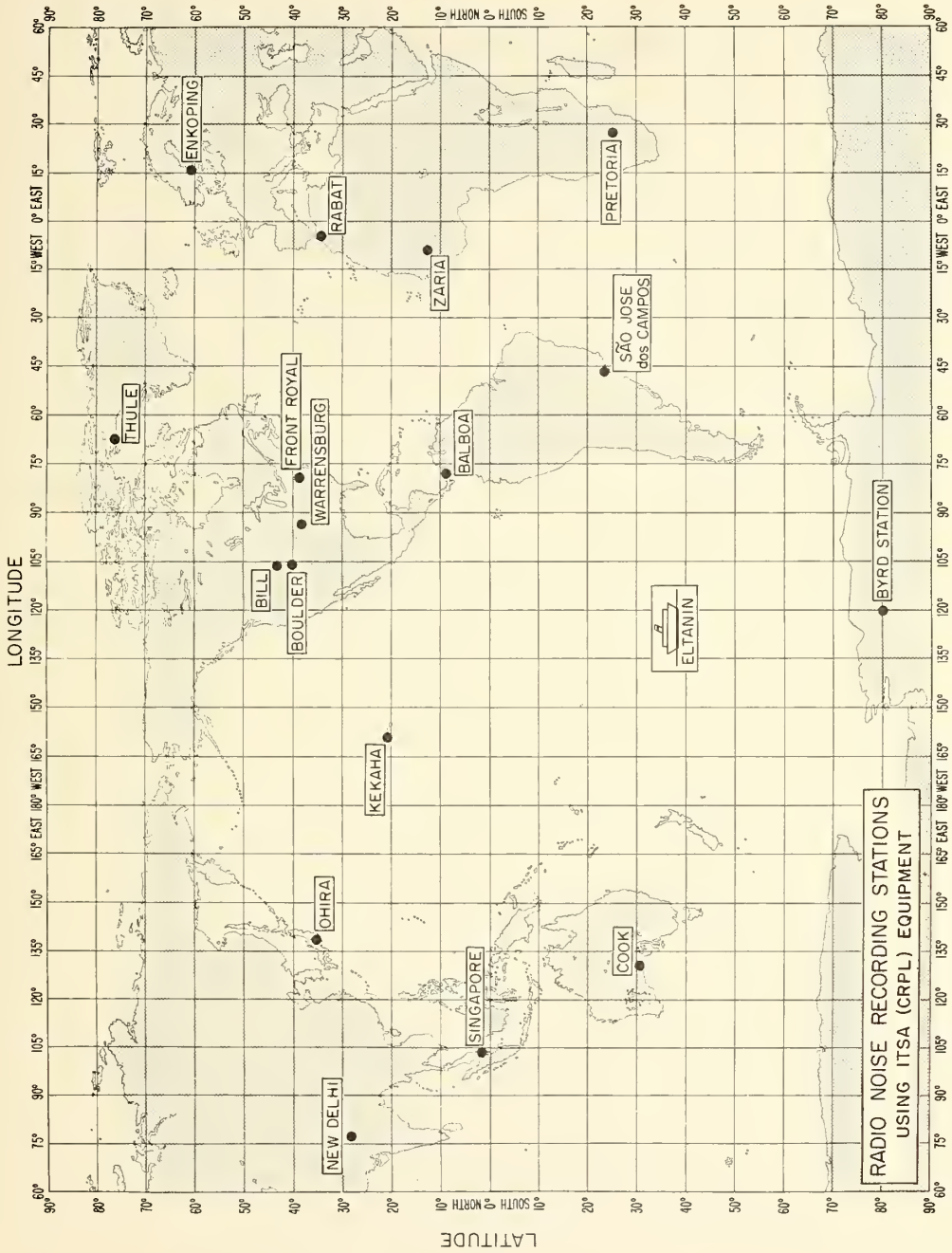
Price: 40¢




Radio Noise Recording Station



ARN-2 Atmospheric Radio Noise Recorder



NOMOGRAM FOR TRANSFORMING EFFECTIVE ANTENNA NOISE FIGURE TO NOISE FIELD STRENGTH AS A FUNCTION OF FREQUENCY



$$E_n = F_a + 20 \log_{10} f_{Mc} - 65.5$$

F_a = Effective Antenna Noise Figure = External Noise Power Available from an Equivalent Short, Lossless, Vertical Antenna in db Above ktb.

E_n = Equivalent Vertically Polarized Ground Wave R.M.S. Noise Field Strength in db Above $1 \mu v/meter$ for a 1 kc Bandwidth.

f_{Mc} = Frequency in Megacycles.

Quarterly Radio Noise Data
December, January, February 1964-65

W. Q. Crichlow, R. T. Disney, and M. A. Jenkins

Radio noise measurements are being made at eighteen stations in a world-wide network operated in a co-operative program co-ordinated by the Environmental Science Services Administration. The locations of these stations are shown on the map. The results of these measurements for the months of December, January, and February are given in this report. Where the results for these months are not presently available, the data will be published in subsequent reports, and the data for previous months, which are now available but have not been published previously, are included. The tabulated values are based on three basic parameters of the noise; these are the mean power, the mean envelope voltage, and the mean logarithm of the envelope voltage.

The noise power received from sources external to the antenna averaged over a period of several minutes is the basic parameter and can be conveniently expressed in terms of an effective antenna noise factor, f_a , which is defined by:

$$f_a = p_n / k T_o b = T_a / T_o$$

where

p_n = noise power available from an equivalent loss-free antenna (watts)

k = Boltzman's constant = 1.38×10^{-23} joules per degree Kelvin

T_o = reference temperature, taken as 288° K

b = effective receiver noise bandwidth (Hz)

T_a = effective antenna temperature in the presence of external noise.

The antenna noise factors in this report are for a short vertical antenna over a perfectly conducting ground plane and are expressed in decibels, $F_a (= 10 \log_{10} f_a)$. This parameter is simply related to the rms noise field strength along the antenna by:

$$E_n = F_a - 95.5 + 10 \log_{10} b + 20 \log_{10} f_{\text{MHz}}$$

where:

E_n = rms noise field strength for bandwidth b in db above
 $1 \mu\text{V/m}$

b = effective receiver noise bandwidth in Hz

f_{MHz} = frequency in MHz.

The value of E_n for a 1 kHz bandwidth can be found from the attached nomogram. It should be noted that E_n is the vertical component of the field at the antenna. It should also be noted that the rms envelope voltage is 3 db higher than the rms voltage.

The other two noise parameters tabulated are given relative to the mean power. Thus, the mean voltage and mean logarithm expressed as deviations, V_d and L_d , respectively, are in db below the mean power.

Measurements of the three parameters reported were made with the Environmental Science Services Administration's Radio Noise Recorder, Model ARN-2, which has an effective noise bandwidth of about 200 Hz and uses a standard 6.6294 meter (21.75') vertical antenna. A fifteen-minute recording is made on each of eight frequencies two at a time during each hour, and these fifteen-minute samples are taken as representing the noise conditions for the full hour during which they were recorded. The month-hour medians, F_{am} , V_{dm} and L_{dm} are determined from these hourly values for each of the corresponding parameters. Normally from twenty-five to thirty observations of the mean power are obtained monthly for each hour of the day and from ten to fifteen observations of the voltage and logarithm deviations. When there are fewer than fifteen observations of the mean power or seven observations of the voltage and logarithm deviations, the tabulated values are identified by an asterisk.

The upper and lower decile values of F_a are also reported in the following tabulation to give an indication of the extent of the variation of the noise power from day to day at a given time of day. These are expressed in db above and below the month-hour median, F_{am} , and designated by D_u and D_l , respectively.

In addition to these month-hour values, corresponding values are tabulated for the time blocks as defined by CCIR Report 322. All recorded values for the four hours of the day and the three-month period are used to determine the median and decile values. When no data were available for one or two months of the season, it is so indicated and should be noted when considering seasonal trends.

The values presented in the tables reflect the actual measured values of radio noise. The only editing for man-made noise or station contamination of the records has been done by the station operators, and no additional attempt has been made to identify these values by systematic statistical means. These preliminary data values are presented in order to expedite dissemination of the data, and additional analyses, in which an attempt is made to eliminate contaminated data, are presented in other publications. The parameter that will first reflect any such contamination will be the logarithmic parameter, L_d . This contamination generally will cause the value of L_d to be less than it would have been had the recorded value been only atmospheric noise. In determining the amplitude-probability distribution from the three measured moments [Crichlow et al., 1960b] contaminated values of L_d may be found that will not give a solution of the amplitude-probability distribution. When this occurs, it is suggested that the measured value of L_d be ignored and the most probable value of L_d from the curve on the graph of L_d vs. V_d be used. The most probable value has been determined as the best fit for the integrated moments from over sixty measured amplitude-probability distributions of uncontaminated atmospheric radio noise. The second curve on the graph indicates the minimum value of L_d that will give an amplitude-probability distribution with a form factor described in the above reference and can, therefore, be used to determine whether the measured value or the most probable value of L_d for any value of V_d should be used.

Station clocks are set to local standard time (LST) which is taken from the time zone in which the station is located and is always an integral number of hours different than universal or Greenwich time (see table on page 5). The data from the Floating Antarctic Research Vessel, USNS Eltanin, are grouped so that a block 10° in latitude by 15° in longitude is treated as a separate station. The station clock in this case is

corrected to the LST at the center of the block. Because of this grouping, very few readings may be used to obtain the median values tabulated in some cases. If, during the month, fewer than ten readings are obtained for any one block, the decile values are not given. If data for less than three months are used in the time block summaries, this fact is noted on the summary sheet. Because of the small sample size, some caution should be exercised when using these values.

The assistance of the station operators and other personnel of the operating agencies in obtaining the data contained in this report is gratefully acknowledged. Stations in the recording network were operated by the following agencies:

ESSA - Bill, Wyoming; Boulder, Colorado; Byrd Station;
Front Royal, Virginia; Kekaha, Hawaii;
Warrensburg, Missouri; USNS Eltanin

U.S. Army Strategic Communications Command - Balboa, C.Z.;
Thule, Greenland

Postmaster General's Department (Australia) - Cook

Board of Telecommunications (Sweden) - Enköping

DSIR (Great Britain) and Ahmadu Bello University, Electrical
Engineering Department, Zaria, Northern Nigeria

Ministry of Communications, Wireless Planning and Co-ordination
Organization - New Delhi

Radio Research Laboratories (Japan) - Ohira

Telecommunications Research Laboratory (South Africa) - Pretoria

Institut Scientifique Cherifien (Morocco) - Rabat

Comissão Nacional das Atividades Espaciais (Brazil) - São José
dos Campos

Department of Scientific and Industrial Research (Great Britain) -
Singapore

The following publications contain additional information on radio noise:

- Clark, C., "Atmospheric Radio-Noise Studies Based on Amplitude-Probability Measurements at Slough, England, during the International Geophysical Year," Proc. Inst. Elec. Eng., Pt. B, 109, 47, 393 (September, 1962).
- Crichlow, W. Q., A. D. Spaulding, C. J. Roubique, and R. T. Disney, "Amplitude-Probability Distributions for Atmospheric Radio Noise," NBS Monograph 23 (November, 1960b).
- Crichlow, W. Q., C. J. Roubique, A. D. Spaulding, and W. M. Beery, (January-February, 1960) "Determination of the Amplitude-Probability Distribution of Atmospheric Radio Noise from Statistical Moments," J. Res. NBS 64D (Radio Propagation) No. 1, 49-56.
- Crichlow, W. Q., "Noise Investigation at VLF by the National Bureau of Standards," Proc. IRE, 45, 6 778 (1957).
- Crichlow, W. Q., D. F. Smith, R. N. Morton, and W. R. Corliss, "Worldwide Radio Noise Levels Expected in the Frequency Band 10 Kilocycles to 100 Megacycles," NBS Circular 557, August 25, 1955.
- "Report on Revision of Atmospheric Radio Noise Data," C. C. I. R. Report No. 65, VIIIth Plenary Assembly, Warsaw, 1956, (International Radio Consultative Committee, Secretariat, Geneva, Switzerland).
- "World Distribution and Characteristics of Atmospheric Radio Noise," C. C. I. R. Report No. 322, Xth Plenary Assembly, Geneva, 1963, (International Radio Consultative Committee, Secretariat, Geneva, Switzerland).
- Fulton, F. F. (Jr.) (May-June, 1961), "Effect of Receiver Bandwidth on the Amplitude Distribution of VLF Atmospheric Noise," J. Res. NBS 65D (Radio Propagation) No. 3, 299-304.
- Horner, F., "An Investigation of Atmospheric Radio Noise at Very Low Frequencies," Proc. Inst. Elec. Eng., Pt. B, 103, 743 (1956).

- Horner, F., "Radio Noise of Terrestrial Origin," Proc. of Commission IV on Radio Noise of Terrestrial Origin during the XIIIth General Assembly of URSI, " London, September, 1960.
- Spaulding, A. D., C. J. Roubique, and W. Q. Crichlow (November-December, 1962) "Conversion of the Amplitude-Probability Distribution Function for Atmospheric Radio Noise from One Bandwidth to Another," J. Res. NBS 66D (Radio Propagation) No. 6, 713-720.
- Obayashi, T. (January-February, 1960), "Measured Frequency Spectra of Very-Low-Frequency Atmospherics," J. Res. NBS 64D (Radio Propagation) No. 1, 41-48.
- Taylor, W. L. (September-October, 1963), "Radiation Field Characteristics of Lightning Discharges in the Band 1 kc/s to 100 kc/s," J. Res. NBS 67D (Radio Propagation) No. 5, 539-550.
- Taylor, W. L. and A. G. Jean (September-October, 1959), "Very-Low-Frequency Radiation Spectra of Lightning Discharges," J. Res. NBS 63D (Radio Propagation) No. 2, 199-204.
- URSI Special Report No. 7, "The Measurement of Characteristics of Terrestrial Radio Noise," Elsevier Publishing Co. (1962).
- Watt, A. D. and E. L. Maxwell, "Characteristics of Atmospheric Noise from 1 to 100 kc," Proc. IRE, 45, 6, 787 (1957).
- Watt, A. D. (September-October, 1960), "ELF Electric Fields from Thunderstorms," J. Res. NBS 64D (Radio Propagation) No. 5, 425-433.
- Watt, A. D. and E. L. Maxwell, "Measured Statistical Characteristics of VLF Atmospheric Radio Noise," Proc. IRE, 45, 1, 55 (1957).
- Watt, A. D., R. M. Coon, E. L. Maxwell, and R. W. Plush, "Performance of some Radio Systems in the Presence of Thermal and Atmospheric Noise," Proc. IRE, 46, 12, 1914 (1958).

Data included in this report and the standard time for each station are as follows:

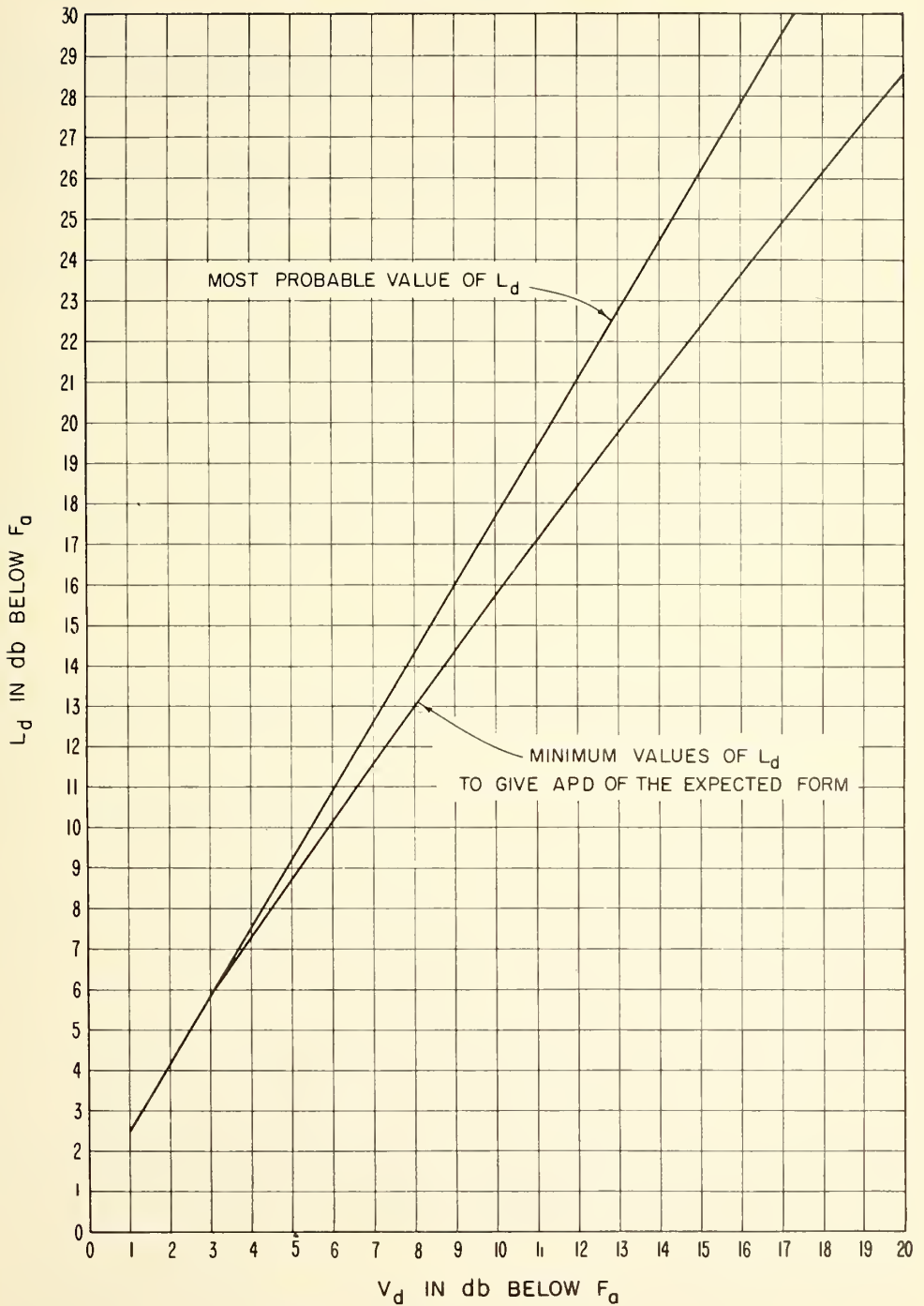
Station	Data			To Convert LST to GMT (hours)
Balboa	January, February	1965	75W	+05
Bill	December, January, February	1964-65	105W	+07
Boulder	December, January, February	1964-65	105W	+07
Cook	December, January, February	1964-65	135E	-09
Enköping	December, January, February	1964-65	15E	-01
Front Royal	December, January, February	1964-65	75W	+05
Kekaha	December, January, February	1964-65	150W	+10
New Delhi	December, January, February	1964-65	75E	-05
Ohira	December, January, February	1964-65	135E	-09
Pretoria	December, January, February	1964-65	30E	-02
São Jose	December, January, February	1964-65	45W	+03
Warrensburg	February	1965	90W	+06

Previous data from the World-Wide Network have been published in the following technical note 18 series:

- 18-1 July 1, 1957-December 31, 1958
- 18-2 March, April, May 1959
- 18-3 June, July, August 1959
- 18-4 September, October, November 1959
- 18-5 December, January, February 1959-60
- 18-6 March, April, May 1960
- 18-7 June, July, August 1960
- 18-8 September, October, November 1960
- 18-9 December, January, February 1960-61
- 18-10 March, April, May 1961
- 18-11 June, July, August 1961
- 18-12 September, October, November 1961
- 18-13 December, January, February 1961-62
- 18-14 March, April, May 1962
- 18-15 June, July, August 1962
- 18-16 September, October, November 1962
- 18-17 December, January, February 1962-63
- 18-18 March, April, May 1963
- 18-19 June, July, August 1963
- 18-20 September, October, November 1963

- 18-21 December, January, February 1963-64
- 18-22 March, April, May 1964
- 18-23 June, July, August 1964
- 18-24 September, October, November 1964

MOST PROBABLE AND MINIMUM VALUES OF L_d VERSUS V_d
FOR ATMOSPHERIC RADIO NOISE



MONTH-HOUR VALUES OF RADIO NOISE

STATION BALBDA, CANAL ZDNE

LAT. 9.0 N

LONG. 79.5 W

JANUARY 1965

H.R. T.M.F.	FREQUENCY (Mc)																			
	.013					.051					.160					.495				
	F _{om}	D _u	D _ℓ	V _{dm}	L _{dm}	F _{om}	D _u	D _ℓ	V _{dm}	L _{dm}	F _{om}	D _u	D _ℓ	V _{dm}	L _{dm}	F _{om}	D _u	D _ℓ	V _{dm}	L _{dm}
00	153	4.0	5.6	*17.0	*17.0	134	3.6	9.7	*13.0	*15.0	112	5.6	7.7	*11.0	*14.8	93	4.0	7.6	*9.8	*13.0
01	153	4.0	4.0	*12.0	*16.0	134	6.2	9.9	*14.0	*16.0	114	5.7	8.0	*10.5	*13.5	94	5.0	6.8	*10.0	*13.0
02	153	4.0	2.2	*11.3	*12.8	134	5.9	7.3	*13.8	*15.5	114	5.9	6.4	*10.8	*13.5	93	6.0	6.1	*10.8	*13.0
03	153	4.0	2.0	*17.0	*17.0	134	6.3	6.0	*13.3	*13.0	110	9.9	3.9	*12.0	*15.0	93	6.0	4.6	*10.0	*14.0
04	155	2.3	4.0	*16.0	*16.0	134	5.9	6.4	*15.5	*16.5	113	5.2	10.9	*12.0	*15.3	93	6.0	6.0	*11.5	*13.0
05	153	4.0	2.0	*14.5	*15.0	134	3.9	6.0	*11.5	*15.3	110	8.0	12.8	*9.0	*11.5	91	6.1	11.7	*10.0	*12.0
06	153	5.9	2.0	*14.0	*16.0	132	6.0	6.5	*14.0	*16.0	106	14.3	13.9	*13.5	*16.0	81	16.3	8.0	*11.3	*11.5
07	151	4.6	3.7	*11.3	*15.5	126	12.5	8.5	*12.3	*14.5	93	26.9	14.9	*9.5	*11.0	75	19.9	5.7	*9.0	*15.0
08	151	4.0	6.0	*10.0	*11.5	118	25.2	8.0	*12.0	*13.0	86	32.5	9.1	*6.8	*9.3	75	20.6	6.0	*6.5	*9.0
09	151	4.0	8.0	*10.3	*13.0	*117			*13.3	*13.8	86	19.7	14.6	*12.8	*16.5	73	13.4	4.3		
10	151	4.3	2.6	*12.0	*15.0	*119			*10.0	*12.0	88	21.8	14.1	*10.5	*14.3	72	11.0	3.0	*7.5	*13.0
11	151	6.0	3.5	*10.5	*14.0	120	11.6	9.2	*8.8	*11.0	84	24.9	8.0	*10.0	*10.0	71	16.0	3.5	*5.0	*5.0
12	153	4.0	4.0	*10.0	*12.5	122	10.9	12.0	*10.3	*12.5	90	22.5	17.7	*9.8	*11.5	73	11.4	4.0		
13	155	3.3	5.3	*7.0	*10.0	126	6.0	10.0	*11.0	*12.5	90	9.4	13.1	*10.5	*13.5	71	7.0	3.5		
14	155	2.5	4.0	*9.5	*12.0	128	4.7	13.4	*10.5	*11.5	92	16.7	12.7	*7.8	*10.3	73	10.0	6.0	*7.0	*14.0
15	155	4.0	4.0	*10.5	*13.0	130	4.5	14.5	*8.5	*10.5	96	13.4	17.4	*10.0	*14.5	77	9.6	11.9	*4.5	*5.5
16	155	6.0	4.0	*12.5	*14.0	126	6.1	11.8	*10.0	*11.5	99	10.3	14.3	*10.3	*14.0	75	9.5	5.5	*11.5	*12.5
17	153	4.1	4.0	*11.0	*14.0	124	9.5	15.0	*10.8	*14.8	100	11.2	16.2	*10.5	*13.0	79	11.6	7.7	*6.0	*7.0
18	153	2.1	6.1	*11.5	*14.0	124	11.9	8.3	*13.0	*16.0	108	5.7	10.2	*10.0	*12.0	89	5.7	4.0	*8.3	*10.3
19	153	4.0	4.1	*12.3	*16.0	130	6.1	10.1	*11.0	*14.0	110	5.7	7.9	*10.8	*12.3	91	5.9	4.1	*8.8	*11.3
20	153	4.1	5.6	*13.0	*16.8	132	4.0	10.0	*11.8	*14.5	110	7.7	7.9	*10.5	*12.5	93	6.0	6.0	9.0	11.5
21	153	5.9	4.2	*14.3	*16.0	132	4.0	9.5	*13.0	*16.0	110	6.0	6.0	*11.0	*15.0	91	8.0	3.5	*9.0	*11.0
22	153	4.1	5.7	*15.0	*18.0	132	6.0	8.0	*11.5	*15.0	112	5.6	7.8	*9.8	*12.0	93	5.6	6.0	*11.0	*12.0
23	153	4.0	4.0	*16.0	*17.8	132	4.1	9.0	*13.3	*14.5	112	4.0	6.0	*10.8	*15.5	93	4.2	6.0	*10.0	*13.8

H.R. T.M.F.	FREQUENCY (Mc)																			
	2.5					5					10					20				
	F _{om}	D _u	D _ℓ	V _{dm}	L _{dm}	F _{om}	D _u	D _ℓ	V _{dm}	L _{dm}	F _{om}	D _u	D _ℓ	V _{dm}	L _{dm}	F _{om}	D _u	D _ℓ	V _{dm}	L _{dm}
00	62	6.0	11.3	*9.8	*12.5	53	8.1	8.1	*8.5	*9.0	33	4.3	4.0	*6.0	*7.0	22	5.7	2.0	*3.3	*4.5
01	64	6.1	12.1	*12.0	*16.0	53	6.4	8.3	*7.3	*9.3	35	4.0	8.5	*6.8	*8.3	22	4.0	2.0	*4.0	*4.3
02	63	7.0	15.0	*11.8	*16.0	51	7.5	12.0	*5.0	*7.0	35	4.0	7.4	*7.0	*8.0	22	4.1	2.0	*3.5	*4.3
03	64	5.9	17.7	*12.5	*16.0	45	10.3	3.7	*7.5	*8.5	31	8.0	5.3	*7.5	*8.3	22	9.2	2.1	*5.3	*5.8
04	*63			*16.5	*18.8	49	5.7	15.1	*9.3	*10.8	33	4.9	6.0	*5.5	*6.0	22	6.0	2.0	*4.5	*5.0
05	62	9.9	12.4			60	11.8	13.1	*8.0	*10.0	31	4.0	3.1	*6.5	*7.8	22	5.7	1.9		
06	51	22.7	14.1	*9.3	*10.5	*59					33	8.2	7.1	*7.5	*9.5	22	5.1	2.0	*4.8	*5.5
07	40	24.3	10.2	*9.0	*14.0	59	5.5	19.6			39	8.8	4.2	*8.5	*12.0	24	4.0	4.0		
08	38	25.3	9.9	*9.3	*13.8	46	12.5	4.6			43	3.7	11.5	*2.0	*3.5	23	6.5	3.5	*3.0	*3.8
09	*34			*5.5	*7.0	*44					*31			*2.0	*3.8	*22			*2.5	*3.0
10	33	14.8	11.0			*39					31	6.1	12.1	*7.0	*10.0	24	2.3	2.0	*2.8	*3.3
11	32	10.5	9.5	*1.5	*3.5	35	11.0	7.5			31	4.0	12.0	*5.0	*8.0	22	6.2	0.0	*2.5	*3.5
12	32	8.3	10.0	*2.0	*4.5	37	10.0	13.7	*3.3	*3.8	29	4.9	5.8	*3.3	*4.8	22	4.9	0.1	*2.8	*3.0
13	32	12.1	8.0	*2.8	*4.3	37	7.5	4.1	*2.3	*4.3	29	7.6	4.0	*3.5	*5.0	22	23.2	1.7	*1.5	*2.8
14	32	13.0	10.0	*2.0	*6.0	39	8.0	4.6			33	4.0	5.1	*3.0	*5.0	23	5.0	1.0	*2.5	*3.0
15	37	9.9	13.9	*2.3	*3.8	45	5.5	13.5			33	6.0	5.8			26	6.0	4.0	*2.5	*3.5
16	40	9.2	12.3	*7.0	*7.0	49	10.0	7.8	*6.5	*9.0	37	4.3	4.3	*4.5	*8.0	23	9.0	1.7		
17	50	11.8	14.0	*8.5	*11.5	53	8.0	14.9	*7.0	*11.0	40	5.0	9.0	*5.5	*6.5	23	7.0	3.0	*3.5	*4.5
18	56	12.0	15.1	*7.3	*11.8	59	14.6	13.3	*6.0	*8.0	39	4.9	4.9	*5.0	*6.8	23	5.0	1.4	*2.3	*3.0
19	61	7.1	11.4	*7.0	*10.0	63	6.0	20.0	*3.5	*6.5	37	4.0	4.0	*2.8	*4.8	22	5.6	2.0	*3.0	*4.3
20	58	10.3	9.9	*7.0	*9.8	61	7.3	19.8	*4.8	*7.8	34	5.2	3.2	*4.0	*6.0	22	4.0	2.0	*4.0	*4.5
21	62	6.0	12.0	*5.3	*7.8	61	4.0	11.5			33	6.0	4.0	*5.0	*6.5	22	4.0	2.0	*3.5	*4.0
22	62	7.7	23.8	*5.0	*9.0	59	3.4	12.8	*3.8	*6.5	32	5.6	3.6	*3.5	*5.0	22	5.0	2.0	*3.5	*4.5
23	62	6.4	9.9	*8.8	*11.3	55	4.3	18.3	*7.5	*10.5	35	6.0	4.3	*5.0	*7.0	22	4.0	2.0	*2.8	*3.8

 * Fewer than 15 days data on power measurements and no computations made for D_u and D_ℓ.

* Fewer than 7 days data on voltage and logarithmic measurements.

 F_{om} = median value of effective antenna noise in db above ktb.

 D_u = ratio of upper decile to median in db.

 D_ℓ = ratio of median to lower decile in db.

 V_{dm} = median deviation of average voltage in db below mean power.

 L_{dm} = median deviation of average logarithm in db below mean power.

MONTH-HOUR VALUES OF RADIO NOISE

STATION HALBUA, CANAL ZONE

LAT. 9.0 N

LONG. 79.5 W

FEBRUARY 1965

H. R.	FREQUENCY (Mc)																			
	.013					.051					.160					.495				
	F _{om}	D _u	D _l	V _{dm}	L _{dm}	F _{om}	D _u	D _l	V _{dm}	L _{dm}	F _{om}	D _u	D _l	V _{dm}	L _{dm}	F _{om}	D _u	D _l	V _{dm}	L _{dm}
00	153	2.7	6.0	*11.0	*14.8	128	10.0	23.6	*13.0	*14.0	114	8.3	8.3	*10.0	*11.0	95	4.7	8.0	10.0	12.0
01	153	4.0	6.0	*11.3	*13.8	132	8.1	8.0	*10.0	*14.0	115	7.0	9.0	*11.0	*13.8	95	4.5	8.5	9.5	11.0
02	153	6.0	4.0	*11.5	*14.0	132	10.0	13.8	*11.3	*14.3	115	5.2	10.9	*9.8	*12.0	95	6.0	7.5	*9.8	*10.5
03	153	6.3	4.0	*12.5	*14.0	134	6.4	16.8	*12.0	*13.0	114	8.0	8.3	12.0	13.0	94	7.9	9.9	*9.5	*10.0
04	153	6.0	2.5	*13.0	*15.5	132	10.0	19.3	*11.0	*14.0	114	8.0	12.0	*10.0	*13.5	93	8.0	13.8	*11.5	*13.3
05	153	6.0	4.0	*13.0	*16.5	130	10.0	9.5	*12.3	*14.3	112	8.3	16.3	*14.0	*20.0	89	10.9	10.9	*12.0	*15.0
06	153	4.5	4.0	*11.3	*15.8	128	9.1	10.0	*12.3	*13.3	108	9.4	18.0	*15.0	*18.0	83	15.5	10.0	*11.8	*15.3
07	151	5.8	4.0	*13.0	*16.0	*122			*12.0	*14.5	100	18.0	27.1	*12.0	*16.0	83	11.3	20.0		
08	151	3.8	5.6	*12.0	*12.5	*116			*14.5	*17.8	104	11.2	38.6	*12.0	*13.0	85	8.3	19.6	*6.5	*10.5
09	149	4.3	4.3	*10.5	*13.5	118	13.1	19.1	*12.0	*15.5	92	20.4	25.9	*11.5	*15.5	73	20.0	8.8	*8.0	*11.8
10	149	6.0	2.0	*8.8	*12.0	117	12.8	26.2	*9.5	*14.0	78	33.5	7.5	*6.5	*10.5	71	17.2	16.4		
11	151	3.1	4.0	*9.3	*11.0	118	10.8	12.5	*9.0	*12.0	94	15.7	16.5	*6.5	*10.5	75	12.0	13.1		
12	151	6.0	3.1	*6.0	*8.0	120	11.2	20.4	*8.5	*10.0	92	11.1	12.8	*8.3	*11.8	71	12.3	4.6	*5.0	*5.5
13	155	4.0	3.1	*7.5	*11.5	124	9.9	8.6	*9.0	*10.3	91	12.3	14.7	*10.0	*16.5	73	13.3	7.3		
14	155	4.0	4.0	*13.0	*11.0	124	11.9	11.5	*12.5	*15.0	96	8.0	15.5	*5.0	*9.0	71	16.2	12.2	*5.5	*5.5
15	157	4.0	4.0	*12.5	*15.3	128	7.9	18.0	*11.8	*13.5	99	12.3	9.0	*9.3	*13.3	73	16.0	9.0		
16	157	4.0	4.7	8.3	10.0	128	9.9	15.0	12.5	14.0	99	13.6	10.3	*8.8	*11.3	77	10.9	8.6	*9.5	*10.0
17	155	4.1	5.9	*9.8	*13.0	124	11.4	8.7	*14.5	*17.0	102	10.6	12.3	*9.0	*11.5	81	10.0	9.3	*7.3	*9.3
18	153	4.3	4.0	*13.0	*13.5	130	11.6	12.0	*10.0	*11.5	110	8.7	7.4	5.5	9.0	91	6.9	6.0	*6.0	*8.0
19	153	6.0	4.1	12.0	14.0	132	8.0	9.5	9.5	12.0	113	7.0	7.5	8.5	11.0	93	8.0	6.0	*6.8	*8.8
20	153	6.1	6.0	*10.0	*13.0	132	9.0	4.0	*9.5	*12.0	114	7.0	8.0	9.5	13.0	95	7.8	4.0	*6.0	*8.5
21	153	6.0	4.0	*10.5	*13.5	132	8.6	12.6	*10.8	*13.5	114	8.5	6.0	8.5	11.5	95	8.0	5.4	6.5	8.0
22	151	8.0	4.3	10.0	16.0	132	9.5	7.0	*11.8	*13.5	116	6.3	8.3	9.0	10.5	95	8.0	6.5	8.0	10.0
23	151	6.0	3.9	11.8	16.0	132	7.1	22.6	*12.5	*15.5	116	6.3	10.3	10.8	12.5	95	5.8	8.0	10.0	12.0

H. R.	FREQUENCY (Mc)																			
	2.5					5					10					20				
	F _{om}	D _u	D _l	V _{dm}	L _{dm}	F _{om}	D _u	D _l	V _{dm}	L _{dm}	F _{om}	D _u	D _l	V _{dm}	L _{dm}	F _{om}	D _u	D _l	V _{dm}	L _{dm}
00	63	8.3	10.0	*9.3	*11.0	59	6.3	24.6	*6.8	*8.5	36	4.0	8.9	*6.5	*8.0	21	3.3	0.0	*5.0	*5.0
01	65	8.1	18.6	*9.8	*12.3	57	6.0	16.6	*6.5	*8.5	36	6.6	8.0	*7.3	*8.8	23			*6.0	*7.0
02	65	7.3	18.4	10.0	13.5	56			*7.0	*10.0	36	9.1	11.1	7.0	8.3	23	2.2	2.2	*4.3	*4.8
03	67	4.0	20.4	*10.5	*15.0	53	6.6	12.8	*8.3	*10.5	34	16.6	8.0	*7.0	*8.5	23	1.9	2.1	*6.0	*6.3
04	65	8.0	21.3	*11.0	*14.5	53	9.5	14.9	*8.5	*10.0	34	9.7	6.0	6.0	7.0	23	2.0	2.7	*7.5	*8.3
05	62	9.1	10.3	*10.5	*16.5	59	9.6	16.8			32	8.6	5.3	*8.0	*7.0	23			*5.8	*6.8
06	53	16.0	18.9	*8.0	*11.0	57	7.3	23.8	*8.8	*10.8	35	4.7	3.2	*7.5	*8.8	23	1.1	2.0	*5.0	*8.5
07	44	14.0	16.3	*8.0	*13.0	57	4.1	15.9	*7.0	*13.0	44	14.6	10.8	*7.0	*10.0	23	4.1	2.0	*2.5	*3.0
08	35	12.8	3.4	*4.0	*5.0	41	10.0	7.0			46	0.2	13.9			23	2.1	2.0	*0.5	*1.0
09	39	5.9	14.5	*3.0	*4.0	39	6.0	7.7	*6.0	*15.0	40	5.5	9.9	*2.0	*3.5	23			*3.0	*4.0
10	31	13.2	7.8	*5.0	*6.0	37	3.9	10.3	*2.5	*4.0	32	9.1	10.0	*3.0	*6.0	23			*4.0	*4.3
11	31	8.0	5.3	*3.5	*4.5	35	2.0	9.7	*6.5	*11.5	*28					21				
12	*27			*2.0	*3.0	33	6.0	8.0	*2.8	*2.5	29	8.2	7.8	*5.8	*8.3	23			*3.5	*4.0
13	29	4.1	5.6	*4.5	*6.0	36	3.1	9.3	*3.0	*4.0	30	9.0	10.0	*4.0	*10.0	23	3.5	2.0	*4.3	*5.0
14	29	12.0	7.5	*3.5	*4.3	35	4.6	6.0	*5.5	*6.3	32	20.0	8.6	*5.0	*6.5	25	5.1	4.1	*7.5	*10.0
15	31	5.0	8.0			*39			*5.8	*6.3	38	0.4	8.2	*4.5	*6.0	25	4.6	3.9	*4.3	*4.8
16	35	10.0	7.5	*6.0	*6.5	45	8.0	9.0	*5.0	*9.5	38	12.3	6.6			25	3.7	4.1	*4.5	*7.0
17	43	8.3	7.5	*8.5	*11.8	47	10.3	12.1	*6.0	*9.0	46	10.0	17.5	*5.5	*7.0	24	3.0	1.0	*6.8	*7.8
18	53	11.5	13.0	*6.5	*10.5	65	4.2	7.3	*5.0	*6.0	50	9.7	20.4	*4.0	*6.0	25	2.0	4.0	*4.0	*6.5
19	61	7.1	21.4	7.0	11.0	63	8.0	13.0	*5.0	*7.3	40	18.0	11.4	*5.0	*10.0	23	2.1	2.8	*4.0	*5.5
20	63	6.0	28.6	*6.0	*10.0	64	6.8	21.6	*7.0	*8.0	36	6.0	7.8	*3.5	*5.0	*23			*3.5	*4.8
21	63	6.0	11.0	*5.0	*10.0	63	5.5	25.5	*6.5	*8.8	36	5.1	8.2	*4.0	*5.0	*21			4.5	5.5
22	60	7.9	12.3	6.5	9.0	57	8.0	29.4	*7.0	*9.3	34	10.0	10.3	6.3	7.3	*21			*6.5	*7.0
23	65	4.1	26.1	*7.0	*10.0	54	8.7	21.4	*7.3	*10.0	35	5.0	4.3	*7.0	*7.0	*21			*4.5	*5.0

 * Fewer than 15 days data on power measurements and no computations made for D_u and D_l.

* Fewer than 7 days data on voltage and logarithmic measurements.

 F_{om} = median value of effective antenna noise in db above ktb.

 D_u = ratio of upper decile to median in db.

 D_l = ratio of median to lower decile in db.

 V_{dm} = median deviation of average voltage in db below mean power.

 L_{dm} = median deviation of average logarithm in db below mean power.

MONTH-HOUR VALUES OF RADIO NOISE

STATION BILL, WYOMING

LAT. 43.2 N

LONG. 105.2 W

DECEMBER 1964

Mth	Day	FREQUENCY (Mc)																			
		.013					.051					.160					.495				
		F _{om}	D _u	D _ℓ	V _{dm}	L _{dm}	F _{om}	D _u	D _ℓ	V _{dm}	L _{dm}	F _{om}	D _u	D _ℓ	V _{dm}	L _{dm}	F _{om}	D _u	D _ℓ	V _{dm}	L _{dm}
00	156	4.0	4.0	10.3	16.3	130	5.6	4.1	4.3	8.0	102	9.7	7.7	7.8	13.5	84	8.0	5.9	6.5	11.3	
01	156	4.0	4.0	9.5	15.5	130	5.7	5.9	3.3	7.3	102	10.0	6.0	7.8	13.3	82	8.1	4.0	6.0	11.0	
02	156	4.1	4.0	10.3	16.3	130	4.3	2.4	3.3	6.8	102	9.7	7.9	8.0	12.8	82	7.7	6.0	6.0	11.0	
03	154	6.1	2.0	10.5	17.3	130	6.0	4.3	3.0	6.8	100	9.9	6.0	7.0	12.0	82	5.7	8.1	6.5	12.5	
04	156	4.1	4.0	10.8	17.5	130	5.7	4.1	3.5	7.5	98	10.0	8.0	6.5	10.5	80	8.0	9.6	5.5	11.0	
05	154	6.1	2.1	11.0	17.5	130	4.0	4.3	3.0	7.3	96	9.6	6.1	6.0	11.0	74	9.6	6.0	6.5	11.0	
06	154	4.1	3.7	10.8	17.3	128	4.0	2.0	2.5	6.5	90	5.7	6.1	7.5	12.5	66	9.5	7.7	4.3	7.0	
07	154	2.1	4.0	10.0	16.3	124	4.0	4.0	2.0	5.8	82	6.6	6.0	6.5	9.5	58	8.0	8.0	2.0	5.0	
08	150	6.0	2.0	11.3	17.5	122	4.1	4.1	2.5	7.0	76	10.4	6.0	3.0	5.3	55	11.0	5.0	1.5	3.5	
09	150	6.0	4.0	11.5	17.0	118	7.0	10.0	2.5	6.5	71	16.0	1.5	4.0	8.0	55	11.0	5.0	1.5	4.0	
10	150	6.0	4.0	11.0	16.5	118	4.0	9.4	2.0	6.0	72	11.8	4.0	2.5	3.3	54	12.0	4.0	2.5	5.0	
11	150	6.0	4.0	10.0	16.0	118	4.3	10.2	2.8	6.3	73	11.1	4.9	3.0	3.5	54	12.0	4.0	2.5	5.0	
12	152	4.1	4.1	10.3	15.5	118	4.2	8.2	3.0	7.0	72	10.1	3.7	3.0	4.8	56	10.0	6.0	1.5	4.5	
13	152	4.1	5.6	9.8	15.3	119	6.2	8.4	2.5	6.0	72	12.0	4.1	2.8	4.5	56	10.1	6.0	2.5	5.0	
14	152	5.6	6.0	11.0	16.5	118	7.7	8.1	3.0	7.0	73	13.3	4.4	2.0	3.5	55	13.0	5.0	2.0	4.0	
15	150	6.1	4.0	12.0	18.5	116	12.2	9.4	4.0	7.3	74	20.3	4.1	3.8	6.3	54	14.6	4.0	2.3	4.3	
16	150	7.5	4.1	12.0	18.0	120	9.9	9.4	2.5	6.8	84	20.3	8.1	5.3	8.3	66	16.7	7.9	4.0	7.0	
17	152	6.0	4.1	11.5	18.0	122	11.4	4.1	3.3	7.5	94	14.2	10.1	7.0	11.3	72	15.9	4.0	5.0	9.0	
18	154	4.1	6.1	12.0	19.0	124	9.6	2.0	3.0	6.5	92	17.7	5.9	6.5	11.3	80	11.6	9.7	5.3	9.0	
19	152	6.1	4.0	12.5	19.0	128	5.9	4.0	2.8	6.8	96	17.2	8.0	6.8	11.3	82	13.8	8.1	5.5	9.0	
20	154	6.0	5.7	13.0	19.3	128	6.1	3.7	3.0	6.8	98	14.0	6.1	8.3	12.8	84	11.9	6.0	5.5	10.0	
21	154	6.0	4.0	11.3	17.0	128	8.0	2.1	3.0	7.0	102	11.9	10.0	7.8	12.8	84	10.1	6.0	6.0	10.5	
22	154	7.7	2.1	10.3	16.5	128	7.7	2.0	3.8	7.3	102	11.9	7.9	8.0	13.0	86	8.0	8.1	5.0	10.0	
23	154	6.0	3.7	9.8	15.8	130	5.7	4.0	3.0	7.3	102	10.1	7.5	7.5	13.0	84	8.1	6.0	5.8	10.5	

Mth	Day	FREQUENCY (Mc)																			
		2.5					5					10					20				
		F _{om}	D _u	D _ℓ	V _{dm}	L _{dm}	F _{om}	D _u	D _ℓ	V _{dm}	L _{dm}	F _{om}	D _u	D _ℓ	V _{dm}	L _{dm}	F _{om}	D _u	D _ℓ	V _{dm}	L _{dm}
00	55	5.7	4.0	3.5	6.0	53	4.1	4.0	3.5	7.5	36	7.9	6.0	2.0	3.8	25			1.0	2.5	
01	53	6.3	4.0	2.5	5.5	53	3.7	5.9	3.0	6.0	36	9.9	5.7	2.5	3.8	25	0.1	0.0	1.0	2.5	
02	55	4.0	6.1	3.0	6.0	53	3.7	4.1	3.5	6.5	35	7.6	4.9	2.5	5.0	25	0.1	0.1	1.0	2.5	
03	55	5.7	8.0	3.0	6.3	53	4.0	4.1	4.0	7.0	34	9.7	4.0	2.0	3.5	25	1.7	0.0	1.0	2.5	
04	55	5.9	8.0	4.0	7.0	53	4.0	4.1	3.8	7.0	34	8.1	4.1	3.0	6.0	25	2.0	0.0	1.0	2.5	
05	55	5.7	7.9	3.3	6.3	54	3.2	5.0	3.5	7.0	34	6.1	4.0	2.5	5.0	25	2.0	0.0	0.5	2.5	
06	51	6.3	8.0	2.8	5.0	49	5.9	4.0	4.0	6.5	36	6.0	4.1	3.0	5.0	27			1.0	2.5	
07	49	3.9	7.7	4.0	6.0	49	3.9	5.7	3.5	6.3	38	5.7	3.7	2.5	5.5	27	1.9	2.0	1.8	3.3	
08	37	6.4	6.0	4.5	7.0	41	5.9	4.0	3.5	6.0	38	5.9	4.1	2.5	4.5	27	2.0	2.0	1.5	3.0	
09	29	9.4	6.0	2.0	4.0	33	8.0	4.0	1.5	3.0	36	7.0	2.5	2.5	4.5	27	4.0	0.5	1.5	3.0	
10	27	4.7	6.7	1.5	2.8	30	7.0	3.0	1.5	3.0	34	4.7	2.0	2.5	5.0	27	4.0	0.0	1.5	3.0	
11	25	4.2	5.9	2.0	3.5	31	5.9	6.1	1.8	3.3	34	3.7	2.0	2.5	4.0	28	1.2	1.0	2.0	4.0	
12	25	4.3	4.0	2.0	4.0	29	6.0	7.6	2.0	3.5	34	2.0	3.4	2.8	5.3	27	3.7	1.7	1.5	3.0	
13	25	4.1	2.1	1.5	3.0	31	3.6	7.6	1.5	2.5	34	4.0	2.0	3.5	5.5	27	2.1	1.7	3.0	5.0	
14	27	10.0	4.1	2.0	3.5	35	3.7	6.1	1.3	3.5	37	4.6	3.1	2.8	5.5	27	2.0	2.0	2.0	3.0	
15	33	8.0	7.9	1.8	3.5	47	6.0	10.0	4.3	7.8	40	4.3	4.0	2.8	6.3	27	0.0	2.0	1.5	2.5	
16	39	10.6	4.0	2.5	3.5	53	8.1	6.1	2.5	5.5	40	6.3	4.0	3.0	6.0	25	2.0	0.0	1.0	2.5	
17	47	13.5	4.1	2.5	4.5	53	5.7	5.9	3.3	6.3	35	7.4	3.0	4.0	6.3	25	2.0	0.0	1.0	2.5	
18	51	11.6	4.1	3.0	5.5	53	5.9	3.9	4.0	7.0	32	5.9	2.0	2.0	4.0	25	2.0	0.0	0.5	2.0	
19	51	12.1	4.0	3.0	6.0	53	5.7	4.0	3.0	7.0	30	8.1	0.0	2.0	3.8	25	2.0	0.0	0.8	2.5	
20	53	9.9	4.0	3.5	7.0	55	9.5	4.1	3.5	6.5	32	9.9	2.0	1.5	3.3	25	0.1	0.0	1.0	2.5	
21	55	6.1	6.0	3.5	6.5	57	5.7	7.7	3.5	6.0	32	9.7	2.0	1.8	3.8	25	0.1	0.0	1.0	2.5	
22	55	5.7	4.0	3.5	7.0	55	4.0	6.1	3.5	7.0	32	9.7	2.0	1.0	3.0	25			1.0	2.5	
23	55	5.7	4.1	4.0	7.0	53	6.0	2.0	3.5	6.5	32	8.1	2.0	1.0	3.0	25			1.0	3.0	

 * Fewer than 15 days data on power measurements and no computations made for D_u and D_ℓ.

** Fewer than 7 days data on voltage and logarithmic measurements.

 F_{om} = median value of effective antenna noise in db above ktb.

 D_u = ratio of upper decile to median in db.

 D_ℓ = ratio of median to lower decile in db.

 V_{dm} = median deviation of average voltage in db below mean power.

 L_{dm} = median deviation of average logarithm in db below mean power.

MONTH-HOUR VALUES OF RADIO NOISE

STATION BILL, WYDMING

LAT. 43.2 N

LONG. 105.2 W

JANUARY 1965

H R L M	FREQUENCY (Mc)																			
	.013					.051					.160					.495				
	F _{om}	D _u	D _l	V _{dm}	L _{dm}	F _{om}	D _u	D _l	V _{dm}	L _{dm}	F _{om}	D _u	D _l	V _{dm}	L _{dm}	F _{om}	D _u	D _l	V _{dm}	L _{dm}
00	152	5.3	2.0	10.0	15.0	130	7.3	4.0	3.0	7.5	96	9.0	2.3	7.0	11.8	83	10.3	7.6	6.0	11.5
01	154	3.3	4.0	8.5	14.0	131	5.6	5.0	3.0	7.5	97	15.1	5.3	6.5	12.0	84	11.0	9.5	6.5	12.8
02	154	5.3	4.0	9.0	14.5	132	4.6	4.0	2.5	7.0	98	14.3	5.0	7.0	12.0	82	9.3	9.3	6.5	11.0
03	154	4.0	2.0	8.5	14.0	132	4.6	4.0	3.5	7.5	97	14.0	7.3	6.8	13.0	83	7.0	13.6	6.0	10.0
04	154	4.0	2.0	10.0	15.5	132	4.0	4.0	3.0	7.5	99	9.5	11.5	6.5	12.0	80	8.0	14.0	6.0	11.5
05	154	3.3	4.0	10.0	16.0	132	4.0	3.3	2.5	7.5	96	11.6	11.0	6.5	12.0	77	8.3	13.0	6.8	11.8
06	153	3.0	3.0	10.5	16.0	132	3.3	3.3	3.0	7.5	89	11.3	6.0	7.0	13.0	63	14.8	6.3	5.0	9.0
07	154	0.0	4.0	10.0	16.0	124	7.8	5.3	2.3	6.0	81	4.0	8.6	7.0	10.0	54	2.0	4.0	2.3	4.3
08	150	2.0	3.3	10.0	15.5	124	3.3	2.0	3.0	7.5	71	11.0	4.0	3.5	4.5	52	4.0	2.0	1.8	3.0
09	150	3.3	4.0	9.5	14.5	120	4.2	9.6	3.0	7.5	71	10.8	6.0	2.8	4.0	53	5.3	3.0	3.0	3.0
10	150	4.8	4.6	8.8	14.0	119	7.1	13.9	3.0	7.0	70	9.7	4.0	2.8	4.0	52	4.2	2.0	2.0	4.0
11	150	4.8	4.6	8.5	14.0	119	7.1	13.9	3.0	7.0	69	11.8	1.7	3.8	4.3	54	5.1	4.0	1.5	3.5
12	149	5.0	5.0	9.5	15.3	120	7.7	17.7	2.5	7.0	71	6.2	3.7	2.0	3.8	54	2.0	4.0	2.0	4.0
13	150	4.0	5.5	10.0	15.0	120	8.0	18.0	3.0	7.5	69	15.4	4.0	1.5	3.0	54	2.0	4.0	1.3	3.3
14	150	4.0	6.0	11.0	16.5	120	7.1	17.1	2.5	7.5	68	16.3	6.0	2.0	3.5	54	4.1	4.0	1.0	2.5
15	150	4.0	8.0	11.0	16.5	118	10.0	15.1	2.8	7.3	73	14.0	6.0	2.5	4.0	54	9.5	4.0	2.0	3.5
16	148	4.0	6.0	11.5	17.0	120	8.0	15.1	2.5	6.5	81	15.1	10.2	5.5	8.5	58	15.6	5.1	2.5	4.0
17	148	4.0	5.1	11.5	16.3	124	5.1	3.1	3.0	7.5	89	15.1	10.0	8.5	13.5	70	15.1	8.0	4.5	8.5
18	152	4.0	7.1	11.0	17.3	128	2.0	7.1	3.0	7.5	93	12.0	14.3	7.0	12.5	76	12.6	9.3	5.0	9.8
19	150	5.1	4.2	12.0	18.5	130	4.0	6.0	2.5	7.8	91	14.2	7.1	7.0	12.5	79	10.8	9.6	4.5	10.0
20	152	4.0	6.0	12.0	18.0	130	5.1	4.0	2.5	7.5	95	9.1	9.1	6.8	12.0	82	6.0	9.1	5.0	10.0
21	150	6.2	2.0	11.5	17.3	130	4.0	4.0	2.5	7.5	97	11.1	6.0	6.3	11.3	80	11.3	5.3	6.0	11.5
22	152	5.1	4.0	11.0	17.0	130	4.0	4.0	3.0	8.0	95	13.2	4.0	7.3	13.0	80	12.2	4.2	5.5	11.5
23	152	5.1	2.0	10.3	15.5	130	5.1	4.0	3.0	8.3	95	13.2	3.1	7.3	13.3	82	11.2	6.0	6.0	12.0

H R L M	FREQUENCY (Mc)																			
	2.5					5					10					20				
	F _{om}	D _u	D _l	V _{dm}	L _{dm}	F _{om}	D _u	D _l	V _{dm}	L _{dm}	F _{om}	D _u	D _l	V _{dm}	L _{dm}	F _{om}	D _u	D _l	V _{dm}	L _{dm}
00	55	5.3	5.3	5.0	8.5	52	6.0	4.0	5.0	9.0	31	16.4	2.0	2.0	4.0	24	2.0	0.0	0.5	2.0
01	55	7.0	5.5	4.0	7.5	50	6.0	2.0	4.3	7.5	33	9.0	4.0	1.5	3.5	25	1.0	1.0	1.5	2.5
02	55	6.4	6.0	3.5	7.5	52	5.3	4.0	4.5	8.5	33	7.0	2.0	2.0	4.0	26			1.3	2.8
03	54	7.6	5.0	4.5	8.0	52	4.6	4.0	4.5	7.8	33	12.4	3.3	1.3	2.8	26			1.5	3.0
04	53	7.5	5.5	4.0	7.0	52	5.3	5.3	4.0	7.0	34	9.6	3.0	3.5	7.0	26			1.0	2.5
05	53	6.0	6.0	3.5	7.5	52	3.5	5.5	3.5	7.8	31	5.3	3.3	3.5	5.3	26	1.3	2.0	1.0	2.5
06	49	7.3	2.0	3.8	6.0	47	5.0	6.3	4.5	8.0	35	7.5	2.0	3.0	5.5	26			1.0	2.5
07	47	7.3	2.0	3.5	5.8	46	6.0	2.0	4.0	7.0	41	3.3	4.0	3.3	6.0	26	2.0	0.0	1.0	2.5
08	35	9.3	4.0	4.8	7.8	41	10.8	3.0	3.0	5.0	39	9.3	3.3	3.0	5.8	26	2.0	0.1	1.0	2.5
09	29	9.0	6.0	3.3	5.0	32	6.2	2.6	2.0	3.5	37	10.3	4.0	2.3	4.3	26	2.2	0.0	1.5	3.0
10	25	6.6	6.0	3.0	4.5	29			2.0	3.8	36	5.4	3.0	2.5	4.5	26	3.9	0.2	1.5	3.0
11	23	6.6	4.0	2.5	3.5	28	2.0	5.5	1.5	3.0	35	3.9	2.0	2.5	4.5	28	2.3	2.0	1.5	2.5
12	23	9.5	4.0	2.0	4.0	28	2.0	5.9	2.0	3.5	35	5.6	2.1	2.5	5.5	28	3.5	2.0	2.0	3.5
13	23	7.0	4.0	2.5	4.0	27	6.7	3.1	3.0	5.0	35	6.4	2.0	5.0	8.0	26	5.5	1.5	2.3	3.5
14	25	10.3	5.1	3.0	6.0	30	11.1	4.0	3.0	5.0	37	6.6	2.0	5.0	8.0	26	2.1	2.0	2.0	3.5
15	29	15.8	6.0	5.0	9.5	36	9.3	5.3	5.0	7.5	39	5.1	0.0	6.0	9.8	26	1.5	2.0	1.0	2.0
16	35	15.1	8.0	6.0	11.5	45	5.0	6.3	3.3	5.8	41	5.1	3.1	5.3	9.8	24	2.0	0.0	0.8	2.0
17	45	11.2	4.0	4.5	9.5	50	3.1	5.1	4.0	6.5	39	5.1	7.1	2.0	3.5	24	2.0	0.0	1.0	2.0
18	49	11.1	4.0	4.5	9.5	50	6.0	3.1	4.5	7.0	33	8.0	4.0	2.0	3.5	24	2.0	0.0	0.5	2.0
19	51	10.2	4.0	3.5	7.3	50	6.0	4.0	5.0	8.5	31	5.1	2.0	2.5	4.5	24	2.0	0.0	1.0	2.5
20	55	8.2	6.0	5.5	11.0	52	5.1	4.0	3.0	6.0	31	3.1	2.0	1.5	3.0	24	2.0	0.0	1.0	2.5
21	55	7.1	6.0	4.8	9.3	54	3.1	3.0	4.5	8.3	31	4.0	2.0	1.0	2.5	24	2.0	0.0	1.0	2.0
22	55	7.1	4.0	5.5	10.0	54	5.1	2.0	4.5	9.3	31	7.2	4.0	1.3	2.8	24	2.0	0.0	0.5	2.0
23	55	5.8	4.0	5.0	10.0	51	6.3	2.3	5.0	9.5	31	10.3	2.0	2.0	3.5	24	2.0	0.0	0.5	2.0

* Fewer than 15 days data on power measurements and no computations made for D_u and D_l.

* Fewer than 7 days data on voltage and logarithmic measurements.

F_{om} = median value of effective antenna noise in db above ktb.

D_u = ratio of upper decile to median in db.

D_l = ratio of median to lower decile in db.

V_{dm} = median deviation of average voltage in db below mean power.

L_{dm} = median deviation of average logarithm in db below mean power.

MONTH-HOUR VALUES OF RADIO NOISE

STATION 8ILL, WYDMING

LAT. 43.2 N

LONG. 105.2 W

FEBRUARY 1965

H. R. L. T.	FREQUENCY (Mc)																			
	.013					.051					.160					.495				
	F _{am}	D _u	D _l	V _{dm}	L _{dm}	F _{am}	D _u	D _l	V _{dm}	L _{dm}	F _{am}	D _u	D _l	V _{dm}	L _{dm}	F _{am}	D _u	D _l	V _{dm}	L _{dm}
00	152	4.1	2.0	8.8	13.8	127	6.1	2.1	3.5	7.5	97	16.0	6.0	7.3	14.5	80	13.8	6.0	6.5	11.5
01	152	5.7	1.6	8.3	13.3	128	5.1	3.1	2.5	6.8	98	12.7	8.7	8.5	15.3	79	14.8	6.6	6.5	12.0
02	153	5.1	3.0	7.8	13.3	127	7.7	2.1	3.0	6.5	98	11.9	8.7	8.5	13.5	78	11.9	4.1	7.8	12.8
03	152	4.1	1.6	8.5	14.3	129	4.1	4.0	2.8	7.0	96	14.2	8.6	8.5	15.3	76	10.3	4.0	6.3	11.3
04	152	4.1	2.1	9.5	15.0	129	5.6	3.6	3.3	6.8	95	13.3	9.6	9.0	13.5	76	9.9	10.0	6.5	10.5
05	152	6.0	2.0	9.5	15.0	129	7.2	4.0	3.0	7.3	91	18.0	12.0	8.0	11.5	70	13.7	7.6	6.5	9.5
06	152	4.0	3.6	9.0	14.5	129	5.6	6.1	2.0	6.5	85	12.1	8.1	8.5	11.0	61	11.1	7.0	3.8	7.5
07	152	3.6	4.0	9.8	14.5	123	6.1	2.0	2.3	6.0	73	14.3	6.1	5.5	9.0	54	4.1	4.0	1.8	3.5
08	148	5.7	4.0	9.0	13.0	121	6.0	4.1	2.5	6.5	69	19.0	6.1	3.0	5.5	54	6.3	4.0	2.0	4.0
09	146	8.2	2.0	9.0	12.5	113	12.0	8.0	2.0	5.0	69	20.2	8.0	2.5	7.0	54	4.6	4.0	2.0	4.0
10	147	6.8	3.0	8.3	12.3	115	12.0	2.7	2.0	5.0	69	18.0	8.0	4.0	5.5	52	6.7	2.0	2.0	3.8
11	148	6.1	2.2	8.8	13.3	119	7.7	4.0	3.0	6.3	71	14.4	8.0	3.5	5.0	54	8.3	4.0	2.5	3.5
12	148	7.9	2.0	9.0	13.5	119	8.0	4.0	3.5	7.0	69	21.6	7.7	6.3	9.5	54	9.3	4.0	2.0	4.3
13	150	3.7	4.0	10.0	14.5	119	8.0	2.4	3.3	7.3	70	20.6	7.1	5.0	8.5	54	11.4	4.0	2.5	4.0
14	147	8.6	2.6	9.5	14.5	119	8.0	8.8	3.0	6.5	69	18.0	8.0	3.8	6.8	54	9.8	4.0	2.5	5.0
15	147	7.1	4.6	10.8	15.3	117	9.6	6.0	3.0	6.5	69	25.6	6.1	4.5	9.0	54	12.1	4.0	3.5	6.5
16	146	8.1	4.1	10.3	15.3	118	9.1	9.1	5.0	7.5	82	23.0	16.7	6.0	11.0	58	23.2	6.0	3.5	6.5
17	146	8.0	4.0	10.0	15.0	123	7.6	3.6	3.0	6.5	89	19.7	11.6	8.0	13.5	70	20.1	10.0	4.5	7.0
18	148	7.7	2.0	10.5	15.0	125	5.7	5.6	3.5	7.3	90	17.2	7.1	8.0	14.5	74	17.8	7.6	4.5	7.8
19	148	9.2	2.0	11.0	15.5	127	4.1	4.0	3.3	6.5	93	17.7	6.1	8.0	16.0	78	15.2	6.1	5.5	9.0
20	150	5.7	2.1	11.5	16.8	127	6.0	2.1	3.3	7.0	97	13.7	8.1	8.5	15.0	81	12.6	7.0	5.8	10.0
21	151	6.4	3.0	10.8	16.5	127	6.1	2.0	2.5	6.3	98	15.1	11.0	8.0	14.0	81	14.7	7.0	5.0	9.8
22	150	7.4	2.1	10.0	15.5	127	7.3	3.6	3.3	7.3	97	15.7	8.0	7.5	13.8	81	16.7	5.1	5.0	9.5
23	151	7.2	3.0	9.5	14.5	127	9.2	2.1	3.3	7.5	97	17.7	7.6	7.0	13.0	80	19.2	4.1	5.5	10.5

H. R. L. T.	FREQUENCY (Mc)																			
	2.5					5					10					20				
	F _{am}	D _u	D _l	V _{dm}	L _{dm}	F _{am}	D _u	D _l	V _{dm}	L _{dm}	F _{am}	D _u	D _l	V _{dm}	L _{dm}	F _{am}	D _u	D _l	V _{dm}	L _{dm}
00	57	10.2	5.9	4.0	7.5	52	6.2	4.0	4.0	7.5	32	6.0	2.0	3.0	4.5	26			1.0	2.5
01	57	9.9	6.1	4.3	7.5	52	6.0	2.2	4.3	7.3	32	6.4	2.0	2.0	3.5	26			1.0	2.5
02	59	8.1	6.2	4.5	8.3	54	4.0	5.9	4.5	8.0	32	6.0	2.0	2.0	3.5	26			0.8	2.3
03	57	8.4	6.0	4.3	7.5	54	4.0	5.9	3.0	6.5	32	9.7	2.0	2.0	3.5	26	1.9	0.0	1.0	2.0
04	56	9.1	6.9	3.5	7.0	52	4.4	4.0	4.0	7.0	32	4.0	2.0	2.8	4.5	26	2.0	0.0	0.5	1.5
05	55	11.7	6.0	4.5	7.5	52	4.3	2.0	3.5	6.5	34	6.5	4.5	1.5	4.0	26	2.0	0.0	0.5	2.0
06	51	8.4	2.0	5.5	8.0	49	3.2	3.0	4.3	6.8	38	5.9	3.9	2.5	4.5	26	1.9	0.0	0.5	2.0
07	47	6.1	4.0	4.0	6.5	46	6.0	2.0	4.5	7.0	40	6.0	4.0	2.0	3.8	26	0.2	0.0	1.0	2.0
08	33	9.7	4.2	2.0	3.5	38	6.0	3.9	1.5	4.0	38	8.1	3.9	3.0	5.5	26	2.0	0.0	1.0	2.3
09	27	8.5	2.0	2.0	3.5	32	4.7	2.0	1.5	3.0	36	7.1	4.0	2.8	5.3	26	2.0	0.0	1.5	2.5
10	25	4.0	4.0	1.0	2.5	28	6.0	2.0	1.5	3.0	36	2.0	2.7	2.5	4.5	26	2.0	0.0	1.5	2.5
11	23	6.3	2.0	1.8	3.3	28	2.2	2.0	1.5	3.0	35	3.5	3.5	3.0	4.8	27	3.0	1.0	1.5	3.0
12	23	6.6	2.0	1.5	2.8	28	0.3	2.0	1.5	3.0	35	4.9	3.4	3.3	5.8	26	4.0	0.0	2.0	3.3
13	23	5.7	2.0	1.5	3.0	28	4.1	2.1	1.8	3.0	38	4.0	4.1	3.0	6.0	26	3.6	0.1	1.0	2.5
14	25	7.3	2.1	1.0	2.5	30	4.3	2.1	1.0	2.5	38	6.0	5.7	2.5	5.5	26	4.0	0.0	2.0	3.0
15	27	10.3	2.1	2.0	3.4	33	6.3	3.7	2.0	3.0	42	4.1	4.6	3.0	5.0	26	3.7	2.0	1.8	3.3
16	33	14.6	4.0	1.5	2.8	42	5.9	4.0	1.5	3.8	42	6.0	4.3	3.0	6.5	24	2.0	0.0	0.5	2.0
17	43	15.9	2.3	2.0	3.8	52	4.1	5.7	3.0	5.5	44	7.7	7.7	3.0	6.3	24	2.0	0.0	0.5	2.0
18	53	10.6	6.0	3.3	5.8	52	5.9	3.7	3.0	5.0	36	11.7	4.1	2.5	4.0	24	2.0	0.0	0.5	1.5
19	55	10.0	6.0	4.0	6.5	52	6.1	4.1	3.0	5.0	34	4.0	4.3	3.0	5.0	24	2.0	0.0	0.5	1.5
20	55	9.9	4.0	3.5	6.0	52	6.2	4.0	2.8	6.0	34	2.2	4.0	2.5	4.0	24	2.0	0.0	0.5	1.5
21	57	8.4	6.2	3.0	5.8	53	5.2	5.0	2.8	6.3	32	4.0	2.0	1.5	3.0	26			0.5	1.5
22	56	12.9	5.0	3.5	7.0	54	6.4	5.9	4.0	7.0	32	5.9	2.2	2.0	3.5	26			1.5	2.5
23	56	13.0	4.9	4.0	7.5	53	5.2	4.9	4.0	7.0	32	4.0	2.3	3.0	4.8	26			1.5	2.5

* Fewer than 15 days data on power measurements and no computations made for D_u and D_l.

** Fewer than 7 days data on voltage and logarithmic measurements.

F_{am} = median value of effective antenna noise in db above ktb.

D_u = ratio of upper decile to median in db.

D_l = ratio of median to lower decile in db.

V_{dm} = median deviation of average voltage in db below mean power.

L_{dm} = median deviation of average logarithm in db below mean power.

MONTH-HOUR VALUES OF RADIO NOISE

 STATION **8DUJ.DER, COLORADO**

 LAT. **40.1 N**

 LONG. **105.1 W**

DECEMBER 1964

M.F. T.	FREQUENCY (Mc)																			
	.013					.051					.160					.495				
	F _{om}	D _u	D _L	V _{dm}	L _{dm}	F _{om}	D _u	D _L	V _{dm}	L _{dm}	F _{om}	D _u	D _L	V _{dm}	L _{dm}	F _{om}	D _u	D _L	V _{dm}	L _{dm}
00	155	6.0	2.0	* 7.8	*16.5	135	5.9	2.3	*10.3	*16.0	*102			*11.3	*16.5	83	10.0	4.0	*10.3	*16.5
01	155	6.0	2.0	*10.5	*16.0	136	6.6	4.6	*10.3	*16.3	103	10.0	10.0	*10.0	*15.8	83	10.0	4.1	* 9.3	*15.8
02	155	5.1	2.0	*11.3	*15.5	135	7.6	4.0	*10.8	*14.8	97	16.1	4.0	*10.3	*14.8	85	8.0	8.1	* 7.5	*14.5
03	155	7.1	2.0	*10.5	*16.0	135	5.7	5.7	*10.3	*15.0	101	12.0	8.0	*11.0	*16.3	83	7.5	6.0	* 8.0	*15.5
04	155	6.0	2.0	*11.3	*16.3	135	5.6	7.6	*11.5	*17.8	* 97			*10.3	*14.0	81	9.0	8.0	* 8.5	*16.0
05	155	6.0	5.1	*11.8	*16.8	133	8.0	6.0	*12.8	*18.3	95	12.3	8.3	* 9.0	*13.3	77	8.2	6.1	* 7.8	*14.0
06	153	6.0	4.0	*13.3	*16.8	133	5.7	5.7	*15.3	*20.5	88	3.1	7.1	*10.0	*15.0	67	9.4	5.6	* 5.8	*10.3
07	153	4.0	2.0	*12.8	*17.0	127	6.0	2.3	*13.0	*20.0	81	6.6	4.3	* 8.8	*14.0	65	4.1	4.1	* 3.3	* 7.0
08	151	6.0	4.0	* 9.8	*14.5	127	6.0	2.3	*15.3	*19.3	* 80			* 9.0	*14.0	65	4.1	5.6	* 3.0	* 5.3
09	151	6.0	6.0	*10.0	*14.3	126	5.5	9.5	*11.8	*17.8	81	6.0	4.7	*14.0	*19.3	65	7.0	4.0	* 2.8	* 5.0
10	153	4.0	4.0	*11.3	*15.5	123	7.3	13.3	*11.5	*18.0	* 81			*12.3	*17.8	66	7.0	7.0	* 3.0	* 5.8
11	151	7.0	7.0	*10.5	*14.8	122	8.9	18.1	*10.8	*18.3	83	6.0	5.3	*11.0	*16.5	65	6.0	6.0	* 4.0	* 7.3
12	153	5.7	6.1	*11.3	*15.8	126	9.0	10.5	*10.3	*18.0	* 79			*12.3	*16.8	65	4.1	4.1	* 4.0	* 6.5
13	153	6.2	7.6	*10.0	*14.8	123	8.8	16.6	*10.3	*18.0	82	8.3	4.3	*12.0	*18.3	65	6.1	4.0	* 4.5	* 6.5
14	153	4.3	4.6	* 9.3	*13.5	123	6.6	13.3	*10.5	*18.0	* 81			* 9.5	*16.8	67	7.6	5.0	* 4.5	* 6.5
15	151	4.7	8.0	* 8.0	*11.5	123	8.2	8.9	*10.3	*18.3	83	14.4	2.0	* 9.8	*16.8	67	8.9	4.0	* 3.0	* 7.0
16	149	7.6	4.1	* 9.5	*12.0	127	7.9	14.3	*11.0	*15.3	85	24.7	4.2	* 8.3	*14.5	69	19.1	4.3	* 3.5	* 7.5
17	152	7.1	7.1	*10.5	*13.5	131	5.7	6.1	*10.3	*14.8	93	16.0	6.3	* 8.0	*14.0	78	14.8	8.7	* 3.5	* 7.0
18	155	5.5	9.5	*11.5	*14.5	131	4.1	5.7	* 8.5	*14.3	94	13.6	7.1	* 8.0	*14.0	80	13.3	7.1	* 6.0	*11.0
19	153	6.0	5.0	*11.5	*15.5	133	4.1	6.0	* 8.8	*15.8	98	14.8	8.9	* 7.8	*12.5	83	15.0	8.0	* 5.3	*10.0
20	155	4.1	6.1	*12.5	*16.3	133	6.0	4.2	*10.8	*16.5	* 97			* 8.8	*16.0	84	14.6	7.0	* 4.0	* 7.8
21	155	6.0	5.5	*11.0	*17.0	133	6.1	5.7	*10.3	*18.0	101	12.0	8.3	*10.8	*18.0	85	11.7	7.7	* 4.8	* 8.5
22	155	6.0	4.0	*10.5	*15.5	135	4.0	7.9	* 8.5	*15.0	99	8.8	4.0	*11.8	*18.0	85	11.6	8.1	* 4.5	* 8.5
23	155	6.0	2.0	*11.3	*15.0	135	6.0	8.0	* 8.8	*14.5	101	10.2	6.1	*13.3	*19.5	86	7.2	7.0	* 5.3	* 7.8

M.F. T.	FREQUENCY (Mc)																			
	2.5					5					10					20				
	F _{om}	D _u	D _L	V _{dm}	L _{dm}	F _{om}	D _u	D _L	V _{dm}	L _{dm}	F _{om}	D _u	D _L	V _{dm}	L _{dm}	F _{om}	D _u	D _L	V _{dm}	L _{dm}
00	56	4.9	6.0	* 3.5	* 5.0	54	6.0	8.7	* 4.0	* 5.5	33	9.1	16.0	* 3.0	* 3.8	23	1.7	3.3	* 1.3	* 2.3
01	54	8.0	6.0	* 3.5	* 5.5	54	4.0	9.0			35	8.0	7.4	* 3.3	* 4.8	24	0.7	4.0	* 1.0	* 2.5
02	55	7.0	7.5	3.5	5.5	54	6.7	4.7	* 5.0	* 7.5	35	8.0	18.0	* 2.3	* 3.8	24	2.0	2.5	* 1.3	* 2.5
03	55	8.0	5.0	* 2.8	* 4.5	54	6.0	6.0	* 7.5	*10.0	39	4.0	10.0	* 1.0	* 2.5	24	0.5	4.0	* 1.0	* 2.0
04	54	6.5	6.5	* 3.0	* 5.0	54	6.3	6.0	* 3.8	* 6.5	36	7.0	19.0	* 2.5	* 4.0	24	0.3	4.0	* 2.5	* 3.5
05	56	2.6	10.0	* 4.0	* 5.8	56	6.0	8.3			37	4.3	6.3	* 3.5	* 5.3	24	2.0	4.0	* 2.0	* 2.8
06	52	6.0	4.6	* 3.0	* 4.5	50	6.0	6.8	3.5	5.5	37	4.5	18.5	* 2.5	* 4.0	24	2.3	2.0	* 1.5	* 2.5
07	48	4.3	4.3	* 2.5	* 4.5	48	4.1	8.0	* 3.3	* 4.5	39	4.0	4.0	* 2.0	* 3.5	26	2.0	4.0	* 2.0	* 2.5
08	44	6.0	6.0	* 3.0	* 4.0	40	10.4	6.3	* 2.0	* 3.8	37	8.5	20.0			26	2.0	3.5	* 2.0	* 3.5
09	44	6.0	8.6	* 2.3	* 2.5	36	8.0	6.8	* 2.0	* 3.5	35	8.3	12.8	* 2.0	* 3.5	26	2.5	2.5	* 2.0	* 2.5
10	44	4.0	6.5	* 2.8	* 3.8	36	6.0	6.7	* 2.5	* 4.0	33	6.0	16.0	* 2.5	* 4.0	26	5.5	2.0	* 3.0	* 4.3
11	44	4.0	7.5	* 2.0	* 3.3	36	7.3	6.0	* 4.8	* 6.8	34	6.8	7.0			26	8.4	3.0	* 2.5	* 3.8
12	44	4.7	6.7	* 2.8	* 3.8	36	6.7	6.0	* 1.5	* 3.5	33	5.4	16.0	* 2.3	* 3.3	26	8.0	2.7	* 2.0	* 3.3
13	42	6.7	2.0	* 1.5	* 2.5	36	6.9	4.0	* 1.0	* 3.0	35	2.0	4.9	* 3.0	* 4.5	26	8.9	2.0	* 2.5	* 4.0
14	44	7.1	4.0	* 1.5	* 2.8	38	7.3	5.3	* 1.8	* 2.8	33	7.5	16.0	* 1.8	* 2.5	26	2.0	2.8	* 2.0	* 3.5
15	44	5.7	3.7	* 3.0	* 3.5	42	7.6	5.6	* 4.0	* 6.0	39	5.5	9.9	* 3.0	* 5.0	26		1.5		* 2.5
16	46	6.7	2.7	* 1.5	* 3.0	52	9.3	2.0	* 4.5	* 7.0	39	8.0	22.0	* 2.0	* 3.0	24	2.0	2.0	* 1.0	* 2.5
17	50	10.7	2.0	2.5	4.0	54	7.2	8.0	* 5.0	* 8.0	37	6.0	5.4	* 4.0	* 6.0	24	2.0	2.0	1.0	2.5
18	52	12.0	4.7	* 2.3	* 3.5	55	5.4	7.5	* 4.5	* 7.5	31	7.1	14.0	* 2.3	* 3.0	23	2.5	3.5	1.5	2.5
19	54	10.0	6.0	3.3	5.0	54	6.7	6.0	* 4.0	* 7.0	31	3.4	4.0	* 3.0	* 5.0	23	2.5	2.4	1.5	2.5
20	54	10.0	8.0	3.0	5.0	58	6.0	9.0	* 3.0	* 5.5	29	6.7	12.0	* 2.0	* 3.0	24	1.5	4.0	* 1.5	* 2.5
21	56	6.7	8.7	3.0	5.5	58	8.0	10.0	* 4.0	* 7.5	31	10.0	4.7	* 2.0	* 3.5	22	1.5	2.5	* 1.3	* 2.5
22	56	6.0	8.7	* 2.0	* 3.0	56	4.7	11.3	* 4.5	* 6.5	29	8.7	12.0	* 2.0	* 3.0	22	2.9	2.6	* 1.8	* 3.0
23	56	6.0	8.0	* 4.0	* 6.5	56	2.7	9.4	* 4.0	* 6.5	35	8.0	7.4	* 2.5	* 4.3	23	1.0	3.0	* 1.5	* 2.0

 * Fewer than 15 days data on power measurements and no computations made for D_u and D_L.

* Fewer than 7 days data on voltage and logarithmic measurements.

 F_{om} = median value of effective antenna noise in db above ktb.

 D_u = ratio of upper decile to median in db.

 D_L = ratio of median to lower decile in db.

 V_{dm} = median deviation of average voltage in db below mean power.

 L_{dm} = median deviation of average logarithm in db below mean power.

MONTH-HOUR VALUES OF RADIO NOISE

 STATION **BDULDER, COLDRADD**

 LAT. **40.1 N**

 LONG. **105.1 W**

JANUARY 1965

H.R.	FREQUENCY (Mc)																			
	.013					.051					.160					.495				
	F _{am}	D _u	D _l	V _{dm}	L _{dm}	F _{am}	D _u	D _l	V _{dm}	L _{dm}	F _{am}	D _u	D _l	V _{dm}	L _{dm}	F _{am}	D _u	D _l	V _{dm}	L _{dm}
00	152	5.9	4.1	*12.0	*17.0	*135			* 2.0	* 6.0	* 96			* 4.5	* 6.5	80	14.0	9.4	* 7.0	*11.5
01	152	6.1	4.4	*10.0	*16.0	*136			* 3.0	* 8.0	* 98	20.0	5.9	* 6.8	* 8.3	82	11.5	6.9	* 5.0	*10.0
02	152	8.0	4.0	*11.5	*17.0	*138	6.0	6.3	* 3.0	* 7.5	* 99			* 6.5	*10.0	82	11.1	9.1	* 5.5	*10.0
03	152	6.1	3.9	*11.0	*16.0	*138			* 3.0	* 7.5	* 97	15.3	6.8	* 4.0	* 5.0	78	14.5	5.0	* 5.5	* 9.5
04	152	7.5	3.9	*13.0	*18.5	138	6.2	6.0	* 2.5	* 7.5	* 96			* 9.5	*15.0	78	12.9	10.0	6.5	10.0
05	152	4.5	4.0	*12.3	*17.8	136	5.3	6.0	* 3.0	* 7.3	90	21.9	5.8	*10.5	*18.5	74	11.4	8.0	* 6.5	*10.5
06	152	4.6	6.0	*12.8	*18.8	136	2.0	4.3	* 2.3	* 6.5	* 84			* 7.0	* 7.0	68	6.0	6.0	* 4.8	* 7.0
07	152	2.6	4.0	*11.5	*18.0	*132			* 2.5	* 7.0	82	5.3	4.5			64	3.4	6.0	* 2.5	* 4.0
08	148	4.7	6.0	*11.3	*16.0	132	2.6	2.3	* 2.5	* 7.0	* 80					63	1.9	3.9	* 2.0	* 3.5
09	148	4.8	4.0	*11.3	*16.5	*126			* 2.0	* 6.5	82	11.4	4.1			62	4.0	4.0	* 3.0	* 4.5
10	148	4.8	8.3	*10.8	*15.5	126	4.4	19.8	* 2.0	* 6.0	* 80					62	4.9	4.9	* 2.0	* 3.5
11	148	6.6	2.9	* 9.8	*13.5	124	6.6	18.0	* 3.5	* 6.5	* 82					63	3.5	3.5	* 1.0	* 2.5
12	148	6.5	4.0	12.0	16.5	126	6.1	20.2	* 2.0	* 5.5	* 80					62	4.0	2.9	* 2.0	* 3.3
13	150	5.8	4.9	*12.3	*18.0	124	6.2	18.4	* 6.5	* 8.5	80	12.2	2.0			62	6.0	2.0	* 2.0	* 3.3
14	150	4.0	6.0	*13.3	*19.3	*124			* 4.3	* 6.8	* 80					64	3.3	5.3	* 2.0	* 3.5
15	148	5.8	8.0	*12.5	*16.3	*123					82	7.9	3.9			64	2.0	3.1	* 1.5	* 2.8
16	148	4.7	8.7	*14.0	*19.5	*128			* 2.8	* 7.5	* 83					64	13.8	4.0	* 2.0	* 3.3
17	148	6.3	6.3	*13.3	*18.3	*132					90	17.4	10.0			70	16.0	6.0	* 4.5	* 7.0
18	152	2.9	8.0	*13.8	*18.0	132	2.1	7.4	* 2.8	* 7.0	* 90			* 7.5	* 7.5	76	12.2	8.0	* 4.3	* 8.3
19	150	6.2	5.1	*14.5	*20.0	134	3.6	4.2			93	15.5	5.2	* 7.0	* 9.0	78	12.0	6.7	* 5.0	* 9.0
20	150	6.0	4.0	*14.8	*20.5	*135			* 2.5	* 6.0	* 93			* 5.5	* 7.8	79	12.8	7.9	* 5.3	* 9.3
21	150	6.0	6.0	*12.8	*18.3	134	3.9	6.5	* 3.8	* 7.3	98	16.1	6.2	* 5.5	* 8.3	80	14.0	6.0	* 5.0	* 9.5
22	151	5.3	7.2	*13.5	*19.3	*132			* 3.5	* 6.5	* 96			* 7.8	*10.0	82	11.1	8.2	* 7.0	*12.3
23	151	5.5	5.5	*12.8	*18.8	*136			* 3.5	* 7.5	*102			* 8.5	*12.5	82	15.1	6.0	* 6.5	*10.5

H.R.	FREQUENCY (Mc)																			
	2.5					5					10					20				
	F _{am}	D _u	D _l	V _{dm}	L _{dm}	F _{am}	D _u	D _l	V _{dm}	L _{dm}	F _{am}	D _u	D _l	V _{dm}	L _{dm}	F _{am}	D _u	D _l	V _{dm}	L _{dm}
00	57	6.3	4.2	* 4.8	* 7.3	55	6.1	2.2	* 5.0	* 8.5	* 35					23	0.0	2.0	* 1.3	* 2.3
01	56	7.2	3.2	* 3.5	* 6.3	54	7.1	3.0	* 4.5	* 8.0	39	6.0	6.0	* 2.3	* 3.8	23	0.0	2.0	* 1.0	* 2.0
02	55	6.3	3.9	* 4.5	* 7.0	55	5.7	2.2	* 4.5	* 7.3	* 35					23	0.3	0.3	* 1.3	* 2.5
03	55	7.7	4.0	* 4.3	* 7.3	55	6.1	2.0	* 4.8	* 7.5	41	9.0	9.5	* 2.0	* 3.5	23	2.0	0.0	* 1.0	* 2.5
04	55	5.9	6.0	* 3.5	* 6.3	55	6.1	4.2	* 4.5	* 8.5	* 35			* 2.5	* 3.5	23	2.0	0.0	* 1.0	* 2.3
05	55	6.0	5.9	4.5	7.0	57	4.6	5.9	* 4.5	* 7.8	36	12.3	3.0	* 1.8	* 2.5	23	2.0	0.0	1.5	2.5
06	54	5.2	5.2	* 3.0	* 5.0	53	4.8	4.0	* 4.5	* 7.3	* 41			* 1.5	* 3.5	25			1.5	2.5
07	49	4.0	3.9	* 3.3	* 5.0	51	4.0	4.0	* 4.0	* 5.8	43	5.7	5.6	* 3.5	* 6.0	25			* 1.5	* 2.8
08	43	4.0	2.0	* 3.5	* 5.0	45	9.7	3.9	* 2.8	* 4.8	* 41			* 2.5	* 4.5	25	2.0	2.0	2.0	3.5
09	41	4.2	1.9	* 2.5	* 3.5	41	3.9	4.0	* 1.5	* 3.5	40	6.6	5.0	* 3.0	* 6.0	25	2.0	1.9	* 2.0	* 3.5
10	43	2.0	2.0	* 2.5	* 3.5	39	5.9	2.2	* 2.5	* 4.0	* 37					25	2.0	0.0	* 2.0	* 3.5
11	43	2.6	2.3	* 2.0	* 3.5	39	6.0	4.8	* 1.8	* 3.5	37	6.0	3.1			27	2.2	2.0	* 2.0	* 3.5
12	43	4.0	2.0	* 1.5	* 3.5	39	6.1	4.2	* 2.5	* 4.5	* 37					25	4.0	0.2	* 2.0	* 3.5
13	43	4.0	2.2	* 2.3	* 3.3	39	6.0	4.0	* 2.8	* 4.3	37	6.0	2.0	* 3.5	* 6.5	27	0.3	2.3	* 1.8	* 3.0
14	45	2.0	2.3	* 2.0	* 3.5	41	2.3	4.0	* 2.0	* 4.0	* 39			* 2.5	* 5.0	25	2.0	2.0	* 2.0	* 3.3
15	45	2.0	3.0	* 2.0	* 3.0	43	6.3	2.2	* 1.0	* 3.0	41	6.1	2.0			25	2.0	2.0	* 1.5	* 3.0
16	45	8.6	2.3	* 2.0	* 3.0	50	9.0	5.5	* 3.5	* 6.0	* 45					23	4.0	0.0	* 1.5	* 2.8
17	49	10.1	4.6	* 2.5	* 4.0	55	4.3	6.6	* 3.0	* 6.0	37	13.7	4.0	* 3.0	* 4.0	23	2.0	0.0	* 2.5	* 4.0
18	51	11.9	3.9	* 7.5	*11.8	55	5.9	5.7	* 3.5	* 6.0	* 34					23	1.9	2.0	* 1.5	* 3.0
19	54	9.2	5.0	* 3.5	* 5.3	57	4.2	6.2	* 4.8	* 9.0	33	11.4	2.1	* 3.0	* 4.0	23	0.0	2.0	* 1.0	* 2.5
20	55	9.7	5.9	* 5.0	* 7.0	55	8.2	2.0	* 3.5	* 6.5	* 33					23	0.0	2.0	* 1.0	* 2.0
21	55	11.6	4.2	* 4.0	* 6.8	58	7.2	3.2			33	4.4	2.2	* 2.0	* 3.5	23	0.2	2.0	* 1.8	* 3.0
22	57	8.0	6.0	* 4.0	* 6.5	57	6.4	4.0			* 33					23	0.0	2.0	* 1.5	* 2.5
23	55	10.0	2.3	* 5.0	* 7.0	55	8.2	2.2	* 3.8	* 6.8	36	8.3	4.3	* 2.5	* 4.0	23	0.0	2.0	* 1.0	* 2.5

 * Fewer than 15 days data on power measurements and no computations made for D_u and D_l.

* Fewer than 7 days data on voltage and logarithmic measurements.

 F_{am} = median value of effective antenna noise in db above ktb.

 D_u = ratio of upper decile to median in db.

 D_l = ratio of median to lower decile in db.

 V_{dm} = median deviation of average voltage in db below mean power.

 L_{dm} = median deviation of average logarithm in db below mean power.

MONTH-HOUR VALUES OF RADIO NOISE

STATION BOULDER, COLORADO

LAT. 40.1 N

LONG. 105.1 W

FEBRUARY 1965

H. R.	FREQUENCY (Mc)																			
	.013					.051					.160					.495				
	F _{am}	D _u	D _l	V _{dm}	L _{dm}	F _{am}	D _u	D _l	V _{dm}	L _{dm}	F _{am}	D _u	D _l	V _{dm}	L _{dm}	F _{am}	D _u	D _l	V _{dm}	L _{dm}
00	*152			9.5	15.0	*132			4.5	9.5	*93			*7.0	*14.3	75	19.6	3.1	7.5	15.0
01	152	6.4	9.8		15.5	*136			*4.8	*9.0	*91			*7.5	*15.0	*76			*7.5	*15.3
02	153	8.7	5.4	9.3	15.8	*137			*4.5	*9.3	*98			9.5	14.0	*74			*7.8	*14.8
03	152	6.3	2.3	11.0	17.5	*138			4.3	9.0	*91					*74			*7.0	*14.0
04	*154			10.8	17.5	*136			*3.0	*8.3	*88			*6.0	*10.5	*70			7.3	13.3
05	152	5.1	6.0	11.8	16.0	*138			3.3	8.0	*85			*11.5	*16.0	*66			*9.3	*16.5
06	*152			12.0	*18.3	*138			*3.5	*8.3	*86			*5.8	*7.8	*65			*5.5	*9.5
07	150	6.6	8.0	12.3	17.5	*134			*2.8	*7.5	*79			*6.3	*5.5	*62			*3.0	*6.3
08	*146			12.5	19.0	*130			*3.5	*8.5	*80			*3.5	*5.0	*62			*3.8	*6.5
09	*146			*12.0	*18.0	*125			*3.0	*7.8	*77			*5.8	*10.0	*62			2.5	5.0
10	*146			*11.0	*17.0	*128			*3.5	*7.5	*77			*6.5	*11.5	*62			*4.0	*6.0
11	*148			*12.0	*17.5	*130			*3.8	*8.3	*77			*5.0	*9.5	*62			*3.5	*6.0
12	148	8.4	4.2	11.5	17.5	*132			*3.3	*8.8	*81			*6.5	*11.5	62	3.7	4.1	2.5	5.3
13	148	8.0	4.1	12.0	18.0	*132			3.5	8.0	*77			*4.5	*9.0	62	3.7	3.7	3.0	5.0
14	146	8.4	2.4	12.5	18.0	130	8.0	10.0	3.5	8.5	*79			*6.0	*10.0	62	4.3	4.3	3.0	5.5
15	144	10.1	3.7	12.5	18.5	*128			*3.8	*9.3	*79			*5.0	*10.5	64	2.0	7.7	3.0	5.0
16	142	12.0	2.3	*13.5	*18.8	*128			*5.8	*10.0	*86			*7.5	*12.5	63	12.9	4.6	3.5	9.0
17	144	11.6	2.1	13.0	20.0	*132			3.0	8.0	*81			*7.3	*11.5	*66			*6.0	*13.8
18	146	11.5	4.0	12.3	19.3	*134			*3.3	*8.3	*102			*9.0	*10.2	74	18.3	8.0	6.5	12.5
19	147	10.3	3.0	13.0	19.0	*133			*4.0	*7.5	*90			*9.5	*15.8	80	14.3	10.3	6.5	14.3
20	149	7.4	3.6	*14.0	*21.5	*136			4.5	9.0	*103			*8.3	*15.8	80	13.7	8.1	9.5	16.5
21	148	7.7	5.3	*13.0	*19.8	*136			*4.3	*8.5	*89			*7.5	*14.0	78	17.5	4.1	6.8	14.0
22	149	10.3	5.1	12.0	17.5	*138			4.0	8.8	*97			9.0	13.5	75	21.3	1.0	6.3	12.0
23	150	9.9	2.7	10.5	16.0	*134			*5.3	*9.3	*91			*6.5	*11.8	76	20.0	2.1	*6.5	*13.0

H. R.	FREQUENCY (Mc)																			
	2.5					5					10					20				
	F _{am}	D _u	D _l	V _{dm}	L _{dm}	F _{am}	D _u	D _l	V _{dm}	L _{dm}	F _{am}	D _u	D _l	V _{dm}	L _{dm}	F _{am}	D _u	D _l	V _{dm}	L _{dm}
00	56	13.0	3.0			54	6.0	6.0			32	9.1	4.6	*4.0	*6.0	23	2.0	2.0	*2.0	*4.0
01	57	10.9	4.0	*4.0	*6.5	55	7.0	5.0	*4.3	*8.0	*32			*3.0	*5.0	23	2.0	2.0	*2.0	*4.5
02	56	11.0	5.0	*4.5	*7.5	54	6.0	6.0			32	9.7	8.9	*2.8	*4.5	23	2.0	0.9	*2.0	*4.0
03	56	11.9	5.9	*4.3	*7.0	54	6.9	6.0			*32			*3.0	*5.5	23	2.0	0.0	*2.0	*4.5
04	54	13.6	3.9	*4.5	*6.0	54	7.8	7.5	*5.0	*9.0	32	9.7	4.0			23	2.0	0.0	*2.5	*4.5
05	51	16.6	3.8	*4.0	*6.3	52	9.8	8.9	*4.5	*7.3	*33			*2.8	*5.0	23	2.0	0.9	*2.5	*4.5
06	49	14.9	4.0	*3.5	*6.0	48	9.1	4.0	*4.5	*7.5	40	5.7	6.0	*2.0	*4.0	23	2.0	2.0		
07	45	8.0	5.1	*3.5	*5.3	46	6.0	6.0	*5.5	*9.0	*38					23	2.0	1.1	*3.0	*5.0
08	43	7.8	4.6	*2.5	*4.5	40	3.5	5.5	*3.0	*5.5	*37			*4.0	*4.0	23	2.0	0.0	*2.5	*4.8
09	43	4.0	4.0	*3.5	*5.5	36	5.3	4.0	*2.0	*4.5	*36			*4.0	*6.5	23	2.0	0.0	*2.0	*4.0
10	43	4.1	6.0	*3.0	*5.0	36	4.1	1.9	*3.0	*5.5	*35			*3.5	*6.5	23	3.5	0.0	*3.0	*5.5
11	43	4.0	4.0	*2.5	*5.0	38	2.1	4.1	*3.0	*5.5	*32					25	3.7	2.0	*3.0	*5.5
12	43	4.0	5.1	*2.8	*5.0	36	3.8	6.9	*2.5	*5.0	34	7.2	3.7	*2.5	*4.5	25	3.1	2.0		
13	43	5.1	5.1	*2.0	*4.5	38	2.9	4.9	*2.5	*5.0	35	3.1	3.4	*4.0	*6.5	26	1.9	3.0	*3.5	*6.5
14	43	4.9	2.9	*2.0	*4.0	38	6.0	4.0	*2.5	*5.0	*38			*4.5	*7.5	25	3.1	2.0	*2.8	*5.0
15	43	5.1	2.0	*2.5	*4.0	40	8.0	3.5	*3.0	*5.0	*40					23	4.9	0.0	*3.0	*5.5
16	47	6.0	6.0	*2.8	*4.5	46	6.0	5.3	*3.5	*6.0	40	6.6	2.3	*4.0	*6.0	23	2.0	0.0	*3.0	5.0
17	51	8.0	7.1	*3.5	*5.5	54	4.0	5.1	*3.5	*6.8	*42			*3.5	*6.0	23	0.0	2.0	2.5	4.8
18	53	11.5	5.5	*3.8	*6.0	55	5.6	7.6	*3.5	*7.0	*36			*4.0	*6.5	23	0.9	2.0	*2.5	*4.5
19	55	12.2	5.1	*3.8	*6.0	56	7.1	7.1	*4.0	*7.0	*31			*3.0	0.0	23	0.9	2.0	2.5	5.0
20	56	11.0	3.9	*4.0	*7.0	54	8.0	4.0			32	5.7	2.4	*5.0	*7.5	23	0.0	2.0	*2.5	*4.5
21	56	11.9	5.0	*4.0	*6.5	54	8.0	4.9	*4.5	*8.0	*30			*4.0	*5.3	23	0.0	2.0	*2.0	*4.0
22	55	14.0	2.0	*3.3	*6.0	55	9.0	3.0			30	4.0	1.3	*2.0	*4.0	23	0.9	2.0	*2.5	*4.5
23	57	12.0	4.0	*3.8	*6.0	55	5.9	3.9	*6.0	*10.5	*30			*2.3	*3.5	23	0.9	2.0	*2.5	*4.5

* Fewer than 15 days data on power measurements and no computations made for D_u and D_l.

** Fewer than 7 days data on voltage and logarithmic measurements.

F_{am} = median value of effective antenna noise in db above ktb.

D_u = ratio of upper decile to median in db.

D_l = ratio of median to lower decile in db.

V_{dm} = median deviation of average voltage in db below mean power.

L_{dm} = median deviation of average logarithm in db below mean power.

MONTH-HOUR VALUES OF RADIO NOISE

STATION COOK, AUSTRALIA

LAT. 30.6 S

LONG. 130.4 E

DECEMBER 1964

H.R. M.T.	FREQUENCY (Mc)																			
	.013					.051					.160					.495				
	F _{am}	D _u	D _l	V _{dm}	L _{dm}	F _{am}	D _u	D _l	V _{dm}	L _{dm}	F _{am}	D _u	D _l	V _{dm}	L _{dm}	F _{am}	D _u	D _l	V _{dm}	L _{dm}
00	160	4.5	6.0	9.0	14.5	137	4.0	6.7	9.3	16.5	113	6.0	8.0	6.5	12.5	92	7.3	7.3	* 5.3	* 11.8
01	160	4.5	4.0	8.8	14.3	136	4.9	9.0	8.3	15.0	113	4.0	7.3	6.3	11.5	88	9.5	6.0	* 6.0	* 12.5
02	158	6.0	4.0	8.3	13.8	137	6.0	6.0	8.5	15.5	111	6.0	5.5	6.3	12.8	88	10.0	5.5	* 6.5	* 14.0
03	158	4.2	7.7	9.5	16.0	133	6.0	7.7	9.5	16.5	111	5.0	6.0	8.0	14.5	84	11.7	7.6	* 6.5	* 12.0
04	158	4.0	4.0	9.8	16.3	133	6.1	7.9	9.0	16.5	107	5.5	7.5	8.5	14.0	78	15.8	7.3	* 9.5	* 15.0
05	157	3.5	3.0	10.5	17.0	123	11.2	2.1	9.5	17.0	89	16.3	6.0	* 9.0	* 15.5	62	18.0	12.0	* 4.0	* 6.5
06	154	4.1	4.0	10.8	17.5	121	8.0	4.1	10.5	18.0	81	16.6	12.1	* 6.5	* 9.5	48	24.0	6.0	* 4.0	* 5.5
07	154	4.0	4.2	11.5	18.3	121	4.4	8.2	11.0	19.0	85	15.0	12.0	10.5	16.3	42	31.0	4.0	* 4.0	* 5.0
08	154	5.7	4.0	12.8	20.0	121	6.0	6.1	10.8	19.0	87	7.6	11.6	10.0	19.0	42	24.1	4.0	* 4.5	* 7.0
09	155	5.0	5.0	13.0	20.3	121	8.0	8.0	12.0	21.5	87	6.9	9.8	8.5	15.0	40	18.7	1.9	* 2.8	* 4.0
10	154	6.0	3.1	* 13.8	* 20.8	123	8.0	8.0	11.0	19.0	85	8.3	12.0	10.0	18.0	42			* 4.3	* 6.5
11	154	6.0	6.7	12.5	20.0	127	6.0	13.2	* 11.0	* 19.0	90	7.5	17.0	7.0	14.0	42	11.0	4.0	* 2.5	* 4.5
12	154	6.7	6.0	10.5	18.5	127	8.0	10.0	7.5	12.5	90	9.2	13.3	5.5	9.5	* 42	14.8	4.0		
13	156	8.0	8.0	8.0	13.5	131	6.0	14.0	7.0	12.0	91	10.1	14.3	7.0	11.0	* 40				
14	* 154		* 7.0	* 13.0	* 13.0				* 5.5	* 9.5	* 95			* 4.5	* 8.0	* 44			* 4.5	* 7.5
15	159	7.0	11.6	* 6.8	* 11.3	129	9.1	9.1	* 5.3	* 9.8	95	19.6	10.8	5.8	9.8	46	21.6	7.7	* 5.0	* 7.0
16	162	4.0	8.7	7.5	12.0	131	6.1	10.0	5.8	10.0	94	20.3	9.2	* 7.3	* 12.3	47	30.8	8.6	* 4.3	* 7.8
17	162	2.2	8.0	7.0	12.0	131	6.6	10.3	5.5	9.5	95	25.2	13.1	6.5	11.5	53	29.6	12.3	* 4.5	* 6.0
18	160	2.3	10.3	7.5	12.8	131	6.8	12.8	* 6.8	* 11.3	101	21.9	9.0	5.0	8.5	72	19.4	15.5	* 3.3	* 6.8
19	158	4.0	9.7	9.0	14.8	133	10.0	13.4	8.0	13.5	110	9.3	9.2	5.5	10.5	86	12.0	11.8	* 5.8	* 13.5
20	160	5.0	8.0	9.8	15.5	137	7.4	12.0	6.5	11.5	112	8.8	10.8	6.0	11.0	88	11.1	6.0	* 5.0	* 8.0
21	160	5.4	6.0	10.0	15.5	135	4.6	10.3	7.8	14.3	115	5.5	9.5	6.0	10.3	90	10.0	6.0	* 6.0	* 12.0
22	160	5.7	8.0	9.5	15.0	137	4.3	9.9	8.8	15.5	113	4.0	8.2	5.5	10.5	80	10.0	6.2	* 5.3	* 10.5
23	160	6.0	6.0	9.8	14.8	137	4.2	7.9	9.0	16.0	113	4.0	9.3	6.3	12.5	91	7.1	6.7	* 7.3	* 13.3

H.R. M.T.	FREQUENCY (Mc)																			
	2.5					5					10					20				
	F _{am}	D _u	D _l	V _{dm}	L _{dm}	F _{am}	D _u	D _l	V _{dm}	L _{dm}	F _{am}	D _u	D _l	V _{dm}	L _{dm}	F _{am}	D _u	D _l	V _{dm}	L _{dm}
00	65	8.0	8.0	4.5	8.5	57	6.0	5.3	4.8	8.3	45	4.0	4.0	5.0	8.3	22	2.0	2.0	* 2.5	* 3.5
01	65	6.0	8.0	5.5	10.5	57	7.1	4.0	4.5	8.0	43	6.0	2.0	5.0	8.0	20	2.0	0.0	* 2.5	* 3.0
02	63	8.0	7.1	4.5	8.5	57	6.0	4.0	4.5	7.5	43	4.0	2.0	5.5	8.5	22	0.0	2.0	* 2.5	* 3.3
03	63	5.3	6.0	* 5.5	* 10.0	59	3.3	4.0	4.5	7.8	41	6.0	3.1	5.0	8.0	22	0.0	2.0	* 2.5	* 3.5
04	61	7.1	8.0	7.0	11.5	57	4.0	3.1	4.8	8.3	39	4.0	4.0	4.5	7.5	22	0.0	2.0	* 2.5	* 3.3
05	57	8.0	6.0	6.5	11.0	54	5.0	3.0	* 5.5	* 9.0	40	6.3	2.3	5.5	9.0	22	0.0	2.0	* 2.5	* 3.5
06	43	11.1	8.0	* 7.0	* 13.3	43	6.0	6.0	6.0	10.0	39	4.0	4.0	5.5	8.5	22	2.0	1.1	* 4.0	* 6.3
07	33	9.3	12.0	9.5	15.0	35	10.0	8.0	8.0	13.0	33	6.0	2.0	5.3	7.3	22	2.0	0.0	* 2.5	* 4.0
08	22	11.0	3.0	7.5	11.0	27	14.6	8.0	8.0	13.0	31	4.0	4.0	4.5	7.0	22	3.3	0.0	* 3.0	* 4.0
09	21	9.9	2.0	* 6.0	* 9.0	24	9.4	7.1	7.5	11.8	27	6.1	2.0	3.5	5.0	22	2.0	2.0	* 2.8	* 4.0
10	19	13.0	0.0	* 5.3	* 7.8	19	14.7	2.0	* 7.8	* 11.5	27	4.0	3.0	4.0	5.5	22	2.0	0.2	2.5	3.8
11	19	6.4	0.0	* 5.5	* 8.5	21	10.8	4.6	8.5	13.0	27	5.9	3.0	3.5	5.0	22	4.0	2.0	3.0	4.5
12	19	22.8	0.0	* 6.0	* 9.0	19	18.3	4.0	* 6.0	* 8.0	27	9.5	4.0	3.5	5.0	22	6.0	1.7	3.0	4.5
13	19	6.5	0.0	* 5.5	* 10.8	23	8.0	7.1	* 5.3	* 8.0	29	8.0	6.0	* 4.0	* 5.5	* 23			* 3.5	* 5.5
14	* 19			* 5.5	* 8.0	* 29			* 5.3	* 9.0	33	6.3	6.3	3.5	6.3	26	4.0	4.0	3.0	5.0
15	21	11.1	7.0	* 5.5	* 8.5	34	7.6	12.8	5.0	8.0	37	6.0	7.7	4.0	6.8	28	4.0	4.1	3.0	5.0
16	31	13.4	12.0	* 4.0	* 6.0	39	10.0	15.0	5.3	8.5	43	4.0	9.5	4.0	7.0	26	6.0	2.0	4.0	5.5
17	41	10.7	15.2	4.5	8.0	45	10.0	10.0	4.0	7.5	45	4.0	4.0	4.3	7.0	28	6.0	4.0	3.5	5.0
18	53	16.2	12.0	4.0	7.5	53	8.6	6.0	4.3	6.8	47	4.0	4.0	4.0	7.0	28	7.9	4.0	* 3.8	* 5.8
19	60	9.3	9.6	4.0	7.5	59	6.0	7.1	4.5	8.0	49	2.0	8.0	4.0	6.0	26	5.5	4.0	3.5	5.5
20	65	9.1	8.0	5.0	8.8	59	6.0	6.0	4.0	8.5	49	2.0	6.1	4.0	7.0	22	4.0	0.0	* 2.8	* 4.3
21	67	6.0	8.0	4.5	8.0	59	6.0	4.0	* 4.0	* 7.8	55	13.5	8.0	* 7.0	* 10.0	22	4.0	2.0	* 2.5	* 3.5
22	65	9.1	6.0	4.8	8.0	57	6.0	5.5	4.5	8.0	53	14.1	6.0	* 7.8	* 12.3	22	1.1	2.0	* 2.8	* 4.0
23	66	7.0	8.3	4.5	9.0	59	5.1	8.0	4.5	8.0	45	4.0	4.0	5.0	7.5	22	0.0	2.0	* 2.5	* 3.5

* Fewer than 15 days data on power measurements and no computations made for D_u and D_l.

* Fewer than 7 days data on voltage and logarithmic measurements.

F_{am} = median value of effective antenna noise in db above ktb.

D_u = ratio of upper decile to median in db.

D_l = ratio of median to lower decile in db.

V_{dm} = median deviation of average voltage in db below mean power.

L_{dm} = median deviation of average logarithm in db below mean power.

MONTH-HOUR VALUES OF RADIO NOISE

STATION CODK, AUSTRALIA

LAT. 30.6 S

LONG. 130.4 E

JANUARY 1965

H. R.	FREQUENCY (Mc)																			
	.013					.051					.160					.495				
	F _{om}	D _u	D _l	V _{dm}	L _{dm}	F _{om}	D _u	D _l	V _{dm}	L _{dm}	F _{om}	D _u	D _l	V _{dm}	L _{dm}	F _{om}	D _u	D _l	V _{dm}	L _{dm}
00	158	6.3	2.0	10.0	15.5	135	6.0	2.0	9.0	16.0	109	9.3	1.3	8.0	15.5	93	4.0	5.6	6.0	11.5
01	158	4.0	4.0	*10.5	*16.0	133	6.0	2.0	*10.0	*17.5	109	4.7	4.0	7.5	15.0	92	5.7	5.7	6.5	12.5
02	158	4.6	3.3	8.5	13.5	137	4.0	6.0	9.5	15.0	113	3.3	8.0	6.5	13.0	92	5.0	6.6	6.0	12.0
03	158	2.7	2.7	9.5	15.5	135	4.0	4.7	9.5	16.8	109	4.7	4.7	7.3	13.3	90	3.0	6.3	6.8	13.8
04	158	3.6	4.0	9.5	15.5	135	4.0	4.0	8.8	15.3	109	6.0	6.0	7.8	14.8	87	6.1	7.1	* 7.8	*14.0
05	156	4.7	2.0	10.8	17.3	129	4.0	6.0			97	2.7	6.7	*13.0	*19.3	62	6.3	9.3	* 4.0	* 7.5
06	155	3.6	5.0	* 9.3	*15.3	125	6.0	4.0	11.8	18.3	83	24.6	8.0	9.0	16.3	50	18.2	4.0	* 6.0	* 9.5
07	154	4.0	2.0	*11.3	*18.5	121	4.7	4.7	11.0	18.5	83	11.4	8.0	* 9.8	*17.0	47	8.7	7.0	* 3.0	* 4.0
08	155	4.5	4.8	*12.5	*19.8	121	8.0	4.0	11.3	19.5	83	22.9	6.5	* 9.8	*15.5	47	31.4	6.5	* 5.8	*10.0
09	154	4.0	2.0	13.0	21.0	121	6.0	5.5	*11.0	*20.3	83	9.0	4.0	*11.0	*18.0	47	3.9	3.1	* 9.5	*16.0
10	154	4.0	2.3	12.5	19.8	123	6.0	6.0	14.0	22.5	85	14.3	6.0	* 9.5	*16.5	47	6.4	7.0	* 2.5	* 4.0
11	154	2.0	4.0	13.3	21.3	123	4.0	6.0	10.8	19.5	85	8.0	5.3	* 9.0	*16.3	47	2.0	7.0	* 3.5	* 6.3
12	156	2.1	6.1	11.5	19.3	126	5.0	7.1	11.0	20.0	91	5.9	8.3	9.0	14.5	47	7.3	9.0	* 4.0	* 5.5
13	156	4.0	7.6	*10.0	*16.5	127	6.0	9.4	*10.0	*17.5	* 92			* 8.5	*15.0	* 47				
14	*158	4.0		*10.3	*17.8	129	4.6	4.0	7.5	16.0	95	6.0	4.0	5.0	9.8	47	16.4	2.1	* 3.0	* 6.0
15	158	4.0	2.9	9.0	14.5	131	4.0	2.9	5.5	10.0	95	6.6	2.0	5.5	10.0	50	7.6	3.6	* 3.8	* 6.0
16	160	2.9	2.1	7.5	13.0	131	3.7	2.0	5.5	9.5	97	7.8	5.6	5.8	10.0	53	19.1	6.3	* 4.3	* 7.0
17	160	0.9	2.0	8.0	14.0	129	2.7	2.0	6.3	10.8	95	8.6	4.0	* 7.5	*12.0	56	11.2	9.5	4.3	7.0
18	160	2.1	3.6	8.0	13.0	129	5.6	2.1	6.0	10.0	103	6.0	6.0	5.3	9.5	73	9.0	7.7	5.5	9.5
19	158	2.0	4.0	9.0	15.5	131	4.0	2.0	8.0	13.5	107	4.9	2.0	5.5	10.0	86	4.9	7.0	4.8	9.3
20	160	4.0	4.0	10.3	15.8	135	4.0	3.5	7.0	12.3	113	3.5	6.0	5.5	10.0	91	6.7	6.0	5.0	9.5
21	158	4.0	2.0	11.0	18.0	135	4.9	2.0	7.5	13.5	111	3.8	4.0	5.5	11.5	91	3.5	4.5	6.0	12.0
22	158	6.0	2.0	11.8	17.8	137	4.0	4.0	8.0	15.0	111	6.0	5.3	6.0	12.0	92	4.1	4.1	6.8	13.3
23	158	3.3	4.0	*10.5	*17.0	135	4.0	2.9	10.0	17.5	109	4.0	4.0	7.3	13.5	93	2.4	6.0	6.0	12.0

H. R.	FREQUENCY (Mc)																			
	2.5					5					10					20				
	F _{om}	D _u	D _l	V _{dm}	L _{dm}	F _{om}	D _u	D _l	V _{dm}	L _{dm}	F _{om}	D _u	D _l	V _{dm}	L _{dm}	F _{om}	D _u	D _l	V _{dm}	L _{dm}
00	66	2.0	4.7	* 5.5	*10.0	58	4.0	4.7	6.0	10.5	43	2.0	4.0	6.0	9.3	22	0.0	2.0	* 2.5	* 3.5
01	66	3.6	6.0	5.5	8.5	58	9.9	4.0	4.8	8.8	42	5.0	2.3	5.5	8.5	22	0.0	2.0	* 2.5	* 3.5
02	64	6.0	4.7	5.0	10.0	58	5.4	4.0	5.0	8.3	41	2.0	2.7	6.5	10.0	22	0.0	2.0	* 2.5	* 3.5
03	64	5.6	3.3	5.0	9.0	59	5.0	3.0	4.3	7.3	39	4.0	4.0	5.0	7.0	22	0.0	2.0	* 2.5	* 3.0
04	64	2.7	6.0	6.5	12.5	58	5.4	4.0	* 6.3	* 9.0	37	4.0	4.0	5.0	7.0	22	0.0	0.7	* 2.5	* 3.5
05	62	4.0	4.0	7.5	13.0	58	6.0	4.0	5.0	9.0	37	4.0	4.0	5.0	7.0	22	0.0	0.0	* 2.5	* 4.0
06	50	5.4	8.0	* 9.5	*15.0	48	14.8	6.7	* 7.0	*11.0	39	4.0	2.0	* 6.0	* 8.5	22	0.7	0.0	* 2.5	* 4.0
07	38	10.3	7.3	*13.0	*18.5	38	10.6	6.0	* 8.0	*12.3	35	6.0	2.0	5.5	8.0	22	2.0	0.0	* 3.0	* 4.3
08	26	8.7	6.0	* 8.5	*10.8	29	9.9	5.0	*10.5	*16.0	31	4.7	2.0	* 5.3	* 9.5	22	0.7	0.7	* 2.5	* 4.0
09	24	10.4	4.0	* 7.0	*10.0	28	12.3	8.0	* 8.3	*11.5	29	4.3	2.0	3.5	4.8	22	1.9	1.9	* 3.0	* 4.0
10	22	9.0	2.0	* 6.0	* 9.0	20	8.4	4.0	* 8.5	*11.0	27	2.0	2.0	* 3.3	* 5.0	22	1.3	0.0	* 2.5	* 4.0
11	20	6.1	0.0	* 7.5	* 9.3	20	6.7	2.0	* 4.3	* 5.8	27	2.0	4.0	* 4.3	* 5.8	22	2.0	0.0	* 3.0	* 3.5
12	20	6.0	0.0	* 6.5	*10.0	20	5.2	4.0	* 4.5	* 7.0	27	4.0	4.0	* 4.3	* 6.3	22	2.0	0.0	2.5	4.0
13	20	7.0	0.0	* 7.3	*10.5	22	10.0	4.0	* 4.8	* 6.8	29	3.5	5.0	4.0	5.5	24			* 3.5	* 5.3
14	* 22					* 28			* 5.0	* 7.5	33	3.9	2.1	* 3.8	* 6.0	24	4.0	2.0	* 3.0	* 5.0
15	* 22	15.6	2.0	* 9.5	*15.0	32	6.3	4.3	5.5	8.5	35	4.1	2.0	4.5	7.0	26	4.0	2.0	3.8	6.0
16	26	7.4	4.0	* 4.5	* 7.0	40	4.7	6.7	* 5.5	* 8.5	41	2.0	4.0	4.5	7.0	28	2.9	2.9	* 3.0	* 5.0
17	40	7.6	7.3	4.0	6.5	46	4.0	4.0	4.5	7.0	44	2.3	2.6	4.3	7.0	28	4.1	4.1	3.8	5.8
18	52	4.0	4.0	4.3	7.0	54	2.2	4.0	* 4.0	* 6.8	47	2.0	3.1	4.5	7.0	28	4.0	4.0	* 4.5	* 6.5
19	62	3.5	5.4	4.3	6.5	58	2.0	3.5	4.0	7.0	47	2.0	2.0	4.8	6.5	26	7.7	4.0	* 3.5	* 4.5
20	66	4.0	4.0	* 4.0	* 6.8	60	2.0	2.9	4.0	8.0	47	2.0	4.9	* 5.5	* 9.0	23	3.0	1.0	* 3.5	* 5.0
21	68	2.7	4.0	4.8	9.0	60	2.0	3.5	4.5	8.0	55	12.0	10.0	8.5	17.0	22	0.0	2.0	2.8	3.5
22	67	1.9	3.9	* 5.3	* 9.0	58	2.0	2.0	5.5	10.0	53	13.1	7.1	* 9.5	*11.3	22	2.0	2.0	* 2.5	* 4.0
23	66	4.0	4.0	5.5	9.5	58	3.3	4.0	4.5	8.5	44	2.3	3.0	5.5	9.0	22	0.0	2.0	* 2.5	* 3.5

 * Fewer than 15 days data on power measurements and no computations made for D_u and D_l.

* Fewer than 7 days data on voltage and logarithmic measurements.

 F_{om} = median value of effective antenna noise in db above ktb.

 D_u = ratio of upper decile to median in db.

 D_l = ratio of median to lower decile in db.

 V_{dm} = median deviation of overage voltage in db below mean power.

 L_{dm} = median deviation of overage logarithm in db below mean power.

MONTH-HOUR VALUES OF RADIO NOISE

STATION COOK, AUSTRALIA

LAT. 30.6 S

LONG. 130.4 E

FEBRUARY 1965

H. R. T.	FREQUENCY (Mc)																			
	.013					.051					.160					.495				
	F _{am}	D _u	D _l	V _{dm}	L _{dm}	F _{am}	D _u	D _l	V _{dm}	L _{dm}	F _{am}	D _u	D _l	V _{dm}	L _{dm}	F _{am}	D _u	D _l	V _{dm}	L _{dm}
00	159	4.0	2.1	10.5	16.5	135	4.1	4.1	9.0	16.3	111	8.0	4.1	9.5	17.0	93	6.9	5.6	5.5	11.5
01	*162					*139					*118					*99				
02	159	5.7	2.1	9.3	15.3	135	4.1	3.7	10.5	17.0	111	6.0	6.0	8.0	15.0	*93	6.8	7.3	8.5	13.0
03	*161					*132					*106					*91				
04	159	2.0	4.1	10.5	16.0	133	2.0	5.7	11.0	17.5	109	4.1	6.0	8.0	15.5	88	8.6	6.6	9.0	16.0
05	*150					*129					*104					*81				
06	157	2.0	5.8	10.0	17.0	125	4.0	4.1	11.5	18.0	85	19.6	5.6	*9.5	*17.0	*57	22.3	8.1	*6.8	*11.0
07	*151					*122					*79					*48				
08	155	3.6	3.6	12.5	19.5	119	5.7	2.1	12.0	20.0	87	8.2	9.8	*12.5	*20.0	49	30.6	6.0	*16.5	*29.0
09	*159					*125					*89					*44				
10	155	6.0	2.0	*12.8	*19.8	125	6.0	6.0	13.5	21.0	91	6.0	8.0	*11.5	*21.5	49	24.0	4.1	*6.5	*9.5
11	*161					*127					*97					*44				
12	155	5.7	2.0	12.5	20.8	125	5.7	2.1	10.8	19.3	89	9.6	4.0	10.5	19.5	45	24.0	1.3	*6.3	*9.3
13	*159					*123					*93					*50				
14	*158			*12.0	*19.0	*129			*8.0	*14.5	*97			*6.3	*12.3	53	14.3	6.1	*8.5	*15.0
15	*158					*127					*97					*55				
16	161	4.0	3.7	7.0	12.0	133	7.6	6.1	6.0	10.5	99	15.5	5.9	7.5	14.0	59	29.7	10.6	7.5	12.3
17	*155					*127					*99					*66				
18	161	2.0	5.7	7.3	12.3	132	7.0	4.7	7.5	12.5	107	6.1	7.6	8.0	13.5	81	8.9	7.7	6.5	12.8
19	*161					*135					*111					*91				
20	162	3.1	5.0	9.0	15.8	137	3.6	4.0	6.0	12.3	113	5.6	3.6	5.0	9.5	95	6.0	4.0	5.5	11.0
21	*161					*137					*115					*96				
22	161	3.7	3.7	10.5	16.5	137	3.6	5.6	7.5	14.5	113	6.0	5.6	8.0	15.0	95	6.8	4.0	6.5	13.5
23	*161					*134					*117					*100				

H. R. T.	FREQUENCY (Mc)																			
	2.5					5					10					20				
	F _{am}	D _u	D _l	V _{dm}	L _{dm}	F _{am}	D _u	D _l	V _{dm}	L _{dm}	F _{am}	D _u	D _l	V _{dm}	L _{dm}	F _{am}	D _u	D _l	V _{dm}	L _{dm}
00	*72			*4.0	*7.3	*61			*5.0	*8.0	*47			*5.5	*9.0	*21				
01	65	8.1	4.1	6.5	11.0	58	9.5	3.6	5.0	8.0	42	5.8	4.1	5.0	8.5	22	1.9	0.0		
02	*70			*4.0	*8.0	*61			*3.5	*6.0	*47			*5.5	*9.0	*23				
03	65	6.8	4.0	6.3	12.0	60	3.3	4.1	4.5	7.5	38	4.0	5.7	5.5	7.5	22	1.8	0.0		
04	*69			*5.0	*8.8	*61			*5.0	*13.5	*44			*7.5	*11.0	*23				
05	63	7.8	4.0	7.0	12.0	58	6.3	3.7	*5.0	*8.5	34	5.7	3.6	4.0	6.0	22	1.9	0.0		
06	*58					*73					*41					*23				
07	43	12.0	6.0	*6.5	*13.5	41	8.6	3.3	6.5	10.5	38	2.1	4.0	*4.3	*6.3	22	2.1	0.0	*3.0	*4.5
08	*24					*33			*7.5	*11.5	*35			*4.0	*6.5	*25			*3.0	*4.5
09	*25			*6.9	*9.0	28	7.4	8.0	*10.0	*14.0	30	3.2	2.0	*4.3	*6.3	22	2.0	0.0	*3.5	*6.0
10						*27					*33			*6.0	*8.5	*25			*2.5	*4.5
11	*25			*5.3	*9.0	22	10.3	4.0	*6.3	*9.0	26	5.0	1.9	*4.5	*5.8	22	2.9	0.0	*3.0	*4.8
12						*25			*5.5	*9.0	*28			*5.0	*8.0	*23			*3.0	*5.5
13	*26			*7.0	*8.5	24	5.7	4.6	*5.5	*9.5	28	4.5	2.2	*5.0	*7.5	*24			*3.8	*5.5
14						*27			*4.0	*7.3	*33			*3.8	*6.8	*24			*3.0	*5.5
15	27	17.7	2.0	*5.0	*7.5	36	6.0	6.0	5.3	8.5	36	4.1	4.0	4.3	7.3	26	2.1	3.7	3.3	5.0
16	*27			*2.5	*5.0	*41			*3.0	*6.8	*42			*5.0	*8.3	*27			*3.0	*5.0
17	45	11.7	9.3	4.0	7.5	44	7.9	5.9	*4.0	*8.5	44	5.8	3.6	4.5	7.5	26	3.6	4.1	*3.0	*5.3
18	*58			*5.8	*10.0	55			*5.5	*7.8	*47			*2.5	*8.5	*26			*3.0	*5.0
19	63	7.7	2.1	*4.0	*6.5	60	2.8	3.6	*4.0	*7.5	48	3.0	4.0	4.5	7.0	24	5.7	2.1	*2.8	*4.5
20	*68			*5.5	*9.0	*63			*4.0	*7.5	*51			*3.5	*6.5	*21			*2.5	*4.0
21	69	4.0	4.1	5.0	9.5	62	1.9	4.1	5.0	8.5	60	12.0	14.3	6.5	10.5	22	0.0	2.0	*2.5	*4.0
22	*70			*4.5	*9.0	*60			*4.3	*7.8	*54			*7.5	*12.3	*21			*2.5	*4.0
23	67	5.8	4.0	*4.5	*9.3	58	3.6	3.6	*3.3	*6.8	44	3.1	5.6	4.5	8.0	22	1.8	0.0	*2.5	*4.0

 * Fewer than 15 days data on power measurements and no computations made for D_u and D_l.

* Fewer than 7 days data on voltage and logarithmic measurements.

 F_{am} = median value of effective antenna noise in db above ktb.

 D_u = ratio of upper decile to median in db.

 D_l = ratio of median to lower decile in db.

 V_{dm} = median deviation of average voltage in db below mean power.

 L_{dm} = median deviation of average logarithm in db below mean power.

MONTH-HOUR VALUES OF RADIO NOISE

STATION ENKOPING, SWEDEN

LAT. 59.5 N

LONG. 17.3 E

DECEMBER 1964

M.H.	FREQUENCY (Mc)																			
	.013					.051					.160					.495				
	F _{om}	D _u	D _l	V _{dm}	L _{dm}	F _{om}	D _u	D _l	V _{dm}	L _{dm}	F _{om}	D _u	D _l	V _{dm}	L _{dm}	F _{om}	D _u	D _l	V _{dm}	L _{dm}
00	152	2.0	4.0	9.5	15.0	117	4.0	2.2	7.8	12.5	99	5.5	4.0	* 5.0	* 9.0	* 99			* 2.0	* 2.5
01	150	2.0	2.0	10.0	16.0	117	7.5	4.0	9.0	13.8	103	4.1	6.1	* 4.5	* 7.8	99	6.3	8.3		
02	150	2.0	3.3	10.5	16.5	117	5.9	4.1	9.5	14.5	101	5.7	7.9	* 6.0	* 10.3	* 99			* 1.0	* 1.0
03	150	3.5	2.0	11.0	16.8	117	6.1	4.0	8.5	14.0	105	4.0	9.5	* 3.3	* 6.8	* 95				
04	150	2.0	3.5	11.0	17.0	117	4.7	6.0	7.5	12.5	* 99			* 5.0	* 9.0	* 93				
05	150	2.0	3.5	11.0	17.3	115	6.7	6.0	10.0	16.3	99	4.1	3.9	* 3.5	* 7.5	89	8.2	16.8	* 1.0	* 1.0
06	150	2.0	3.3	11.0	17.3	115	8.0	6.0	11.0	16.5	107	6.0	4.0	* 6.0	* 11.0	* 85			* 2.0	* 2.5
07	150	3.6	4.1	12.0	18.3	113	6.0	4.1	9.8	15.5	* 106			* 5.3	* 10.0	65	18.0	9.1	* 0.5	* 2.5
08	148	4.0	3.7	11.5	17.5	* 107			9.8	14.5	* 91			* 5.0	* 9.0	* 67			* 1.0	* 2.5
09	146	3.7	4.0	11.5	17.8	* 103			* 9.3	* 14.8	* 94			* 8.5	* 11.0	* 74			* 2.5	* 4.5
10	144	5.6	4.1	11.0	17.5	* 101			* 10.8	* 16.8	* 91					* 65	8.6	12.0	* 1.5	* 2.5
11	144	3.1	3.1	10.0	16.5	* 98			* 12.3	* 18.5	* 97			* 4.0	* 7.0	* 64			* 1.0	* 3.0
12	144	2.9	2.0	9.3	14.5	* 94			* 10.0	* 14.3	* 95					* 71			* 1.8	* 2.3
13	144	4.0	2.0	7.8	13.3	* 97			11.5	15.0	* 91			* 3.0	* 7.5	* 73	12.3	12.0	* 1.5	* 1.8
14	144	2.5	2.0	8.0	12.8	* 101			* 11.0	* 15.0	* 89	6.1	4.3	* 5.0	* 8.3	* 85			* 0.8	* 1.0
15	144	5.5	2.0	6.8	11.8	* 105			* 13.0	* 17.3	* 93			* 5.0	* 8.0	* 85			* 1.0	* 1.3
16	146	2.1	2.1	8.0	12.5	109	3.8	7.8	10.5	16.0	95	4.8	8.3	* 4.0	* 8.0	* 81			* 1.5	* 2.5
17	148	2.0	3.5	7.5	12.3	111	6.0	4.3	9.0	13.0	95	7.5	8.1	* 6.5	* 10.0	* 87	12.3	9.7	* 1.3	* 1.5
18	148	3.6	2.1	7.5	12.0	113	6.0	2.1	5.8	10.3	97	8.3	6.1	* 5.0	* 9.0	94	7.1	26.5	* 2.8	* 3.8
19	149	3.0	3.0	7.5	12.5	115	6.0	4.0	6.8	11.0	99	6.0	4.9	* 4.5	* 9.0	93	6.6	5.6	* 2.8	* 3.3
20	150	2.0	4.0	7.0	11.5	117	3.6	4.1	7.3	11.5	99	6.0	6.0	* 5.3	* 10.0	99	4.2	6.6	* 3.0	* 3.3
21	150	2.0	4.0	6.8	11.3	115	6.1	2.1	8.0	12.8	100	9.3	5.2	* 6.3	* 9.8	101	4.0	8.0	* 1.5	* 1.5
22	152			7.8	13.0	117	4.0	4.0	7.5	12.0	100	6.9	5.4	* 3.0	* 6.5	* 100			* 2.0	* 2.0
23	152	0.0	4.0	7.8	13.0	117	4.0	4.0	7.5	12.0	101	5.2	7.8	* 2.5	* 6.5	* 100			* 2.0	* 2.3

M.H.	FREQUENCY (Mc)																			
	2.5					5					10					20				
	F _{om}	D _u	D _l	V _{dm}	L _{dm}	F _{om}	D _u	D _l	V _{dm}	L _{dm}	F _{om}	D _u	D _l	V _{dm}	L _{dm}	F _{om}	D _u	D _l	V _{dm}	L _{dm}
00	* 54			* 5.0	* 7.5	51	7.5	2.0	4.0	7.3	35	4.3	4.0	2.5	4.5	22	0.0	3.5	1.0	3.0
01	56	3.3	4.0	* 5.0	* 7.5	58	9.0	10.5	* 6.5	* 9.3	35	6.0	4.0	2.8	4.5	22	0.0	4.0	1.0	2.5
02	56	2.1	2.1	* 5.0	* 7.5	55	8.0	6.7	5.3	8.3	35	6.0	4.0	3.5	5.5	20	2.0	2.0	1.0	2.5
03	54	2.1	2.0	4.0	7.5	53	8.4	6.0	* 5.0	* 7.8	33	4.0	2.3	2.0	3.8	22	0.0	2.1	1.0	2.5
04	54	2.9	4.0	* 5.0	* 8.3	55	4.2	6.4	4.5	7.8	33	3.7	2.1	2.5	4.0	20	2.0	2.0	0.8	2.5
05	52	5.1	2.0	* 5.5	* 9.0	55	8.0	4.3	6.0	10.0	31	5.7	0.0	1.3	3.0	22	0.0	4.0	0.5	2.0
06	54	6.0	4.0	5.0	8.0	51	6.9	4.9	* 9.0	* 12.3	33	2.0	2.0	1.5	3.0	22	0.0	3.5	1.0	2.5
07	52	8.0	2.0	* 4.8	* 7.5	49	5.1	2.0	* 5.5	* 8.0	35	2.5	2.5	2.3	4.5	22	0.0	2.0	1.5	3.0
08	50	1.5	4.0	* 5.0	* 8.3	* 51			* 4.0	* 8.0	49	0.0	4.0	* 10.5	* 13.8	22	2.0	0.0	2.0	3.5
09	39	10.9	3.1	* 6.0	* 8.5	* 49			* 3.8	* 6.0	46	2.7	6.9	* 8.5	* 10.5	24	11.3	3.3	* 2.3	* 3.8
10	* 44					* 42			* 3.5	* 5.0	45			* 11.0	* 15.0	* 24			* 2.0	* 3.5
11	* 36					35	25.7	6.1	* 3.3	* 4.8	45	4.1	6.0	* 7.8	* 11.0	24	10.6	4.0	* 2.5	* 4.3
12	44	10.3	6.6	* 4.5	* 7.0	35	34.9	4.9	4.0	6.5	* 43			* 6.5	* 10.0	22	2.7	0.0	2.0	3.5
13	* 44					39	33.7	6.3	* 5.0	* 11.0	43	6.3	2.1	* 6.8	* 9.0	22	2.0	2.7	* 2.0	* 3.8
14	* 38			* 3.5	* 6.0	46	31.3	8.9	* 4.5	* 8.8	41			* 7.0	* 10.0	22	1.9	2.2	1.3	3.0
15	* 46			* 4.3	* 6.5	45	28.6	4.0	* 2.0	* 4.5	41	8.6	4.0	* 6.0	* 8.3	22	0.0	2.0	1.0	2.8
16	50	8.3	8.3	* 4.0	* 6.5	* 58			* 12.8	* 17.0	39	3.7	4.1	* 5.3	* 7.5	22	0.0	3.5	1.0	3.0
17	50	9.7	5.7	* 4.0	* 7.0	57	11.8	11.8	7.5	11.0	37	4.0	4.0	2.5	4.5	22	0.0	2.0	1.0	3.0
18	54	4.1	3.7	* 4.5	* 7.0	54	5.1	8.8	* 5.3	* 8.5	34	5.2	3.0	3.0	5.0	22	0.0	2.0	1.0	2.5
19	* 54			* 6.0	* 10.0	53	9.0	11.0	8.0	11.0	33	5.5	2.0	2.5	4.5	22	0.0	3.3	1.0	2.5
20	* 54			* 5.0	* 8.0	51	13.1	8.6	* 4.5	* 7.5	32	3.0	1.0	2.0	4.0	21	1.0	2.3	1.0	2.5
21	54	4.1	4.0	* 4.0	* 7.5	51	15.7	7.1	6.0	10.0	33	4.6	2.0	2.0	4.3	21	1.0	2.3	1.5	3.0
22	54	4.0	2.0	* 4.8	* 9.0	55	11.7	8.8	5.0	8.5	33	5.5	2.0	1.5	3.5	22	0.0	2.0	1.0	2.5
23	54	4.0	4.0	4.3	7.5	51	8.0	8.4	5.0	8.0	33	6.0	2.0	2.5	4.5	22	0.0	2.0	1.5	3.0

 * Fewer than 15 days data on power measurements and no computations made for D_u and D_l.

* Fewer than 7 days data on voltage and logarithmic measurements.

 F_{om} = median value of effective antenna noise in db above ktb.

 D_u = ratio of upper decile to median in db.

 D_l = ratio of median to lower decile in db.

 V_{dm} = median deviation of average voltage in db below mean power.

 L_{dm} = median deviation of average logarithm in db below mean power.

MONTH-HOUR VALUES OF RADIO NOISE

STATION ENKOPING, SWEDEN

LAT. 59.5 N

LONG. 17.3 E

JANUARY 1965

H. R. L. S. T.	FREQUENCY (Mc)																			
	.013				.051				.160				.495							
	F _{om}	D _u	D _ℓ	V _{dm}	L _{dm}	F _{om}	D _u	D _ℓ	V _{dm}	L _{dm}	F _{om}	D _u	D _ℓ	V _{dm}	L _{dm}	F _{om}	D _u	D _ℓ	V _{dm}	L _{dm}
00	148	7.6	2.0	11.5	17.5	115	4.1	2.0	10.0	15.5	100	6.0	7.5	*10.0	*13.5	*101			*1.3	*1.0
01	148	7.9	2.0	12.3	18.5	115	5.0	2.0	9.5	14.5	104	2.3	4.4	*3.5	*6.5	*99			*3.5	*4.0
02	148	6.0	2.2	12.5	19.0	115	4.1	2.0	10.0	15.5	100	8.3	4.3	*5.5	*9.0	*101			*3.0	*3.0
03	148	6.1	2.2	13.0	19.5	115	4.0	2.0	10.5	16.5	*102					95	4.8	4.8	*2.0	*1.5
04	148	5.9	4.0	14.0	21.0	115	4.3	4.0	10.8	16.5	100	5.7	7.3	*4.0	*8.0	*88			*2.5	*3.0
05	148	5.9	4.0	12.5	20.0	114	4.9	5.1	10.3	16.5	*100			*5.3	*9.3	*85			*1.5	*3.0
06	148	4.4	4.0	12.5	19.3	113	4.0	4.5	12.3	18.5	*108			*3.5	*7.3	*86			*2.8	*3.0
07	147	7.5	3.0	13.0	20.0	110	7.0	3.2	11.0	17.3	*108			*6.8	*13.0	*79			*2.0	*2.3
08	146	6.6	4.0	13.0	19.0	103	8.7	2.7	11.0	15.5	*88			*4.0	*8.0	75	11.6	12.2	*4.5	*6.5
09	144	6.7	6.0	14.5	20.5	101	5.6	6.1	11.5	15.5	*92					*73			*2.0	*2.3
10	142	4.6	4.3	14.5	21.0	95	10.0	4.0	11.3	15.0	*96			*6.0	*12.0	*75			*6.5	*8.0
11	142	4.1	3.7	13.5	20.5	95	9.9	2.2	10.0	14.5	*92			*5.0	*9.0	*67			*2.8	*2.8
12	142	6.0	2.1	12.0	18.5	*95			10.8	14.3	*92					*71			*1.0	*2.0
13	144	3.5	4.0	9.8	15.5	93	8.0	4.0	9.5	13.3	*88					*74			*2.0	*2.8
14	144	2.9	4.0	8.5	14.0	95	8.1	4.1	*6.8	*9.5	*92	6.1	12.0	*4.5	*7.3	85	3.9	9.3		
15	144	2.0	3.7	9.0	14.0	101	6.0	8.5	10.8	15.0	90	7.9	5.8	*5.0	*9.0	79	12.6	18.6	*2.5	*4.5
16	142	5.5	1.5	10.0	15.5	103	6.9	8.0	12.0	17.5	92	5.7	4.3	5.0	8.0	69	24.1	6.0	*4.5	*5.5
17	144	5.7	2.0	9.0	14.0	107	6.1	5.9	10.5	16.0	95	3.6	5.2			*91			*1.5	*3.5
18	146	4.0	1.5	9.0	14.0	111	5.7	4.1	8.0	12.8	100	5.3	4.0	*4.0	*8.0	*87	10.6	16.6	*3.0	*4.3
19	148	2.0	2.0	8.5	13.8	113	5.6	4.0	8.5	13.5	102	3.1	8.0	*4.0	*8.0	*95			*2.5	*4.0
20	143	4.0	2.0	8.5	14.0	113	4.1	3.6	8.8	14.0	98	8.7	6.0	*6.0	*10.3	*99			*3.0	*4.0
21	148	3.7	2.0	9.0	14.5	115	2.1	4.0	9.0	14.0	102	6.0	2.0			*99			*1.8	*1.8
22	149	4.7	2.6	10.0	16.0	115	6.0	4.0	9.5	14.5	98	6.3	5.9	*3.5	*7.5	*99			*3.0	*3.0
23	148	6.0	1.5	10.0	16.0	116	6.0	3.1	9.5	14.8	102	4.2	4.2	*6.0	*10.0	99	6.2	7.7		

H. R. L. S. T.	FREQUENCY (Mc)																			
	2.5				5				10				20							
	F _{om}	D _u	D _ℓ	V _{dm}	L _{dm}	F _{om}	D _u	D _ℓ	V _{dm}	L _{dm}	F _{om}	D _u	D _ℓ	V _{dm}	L _{dm}	F _{om}	D _u	D _ℓ	V _{dm}	L _{dm}
00	*57			*5.8	*9.3	52	2.1	4.0	4.0	6.5	33	4.0	2.0	3.3	4.8	20	2.0	2.0	2.0	3.0
01	57	18.3	4.0	*5.8	*11.0	54	10.0	6.0	5.0	7.5	33	4.1	2.0	3.0	4.5	20	2.0	2.0	1.5	3.0
02	55	7.2	2.0	*5.8	*8.8	52	11.4	4.0	5.0	8.0	33	4.0	2.0	2.5	4.5	20	1.7	2.0	1.5	3.0
03	55	7.5	3.5			54	7.4	8.0	*6.0	*9.0	33	4.3	2.0	3.0	4.5	20	2.0	2.0	1.3	2.8
04	53	19.7	2.0	*5.5	*8.0	50	7.5	6.0	*5.0	*8.0	31	5.9	0.0	1.5	3.0	20	2.0	2.0	1.5	3.0
05	53	6.1	2.1	*4.8	*7.3	50	12.0	6.0	*10.3	*13.8	31	2.5	0.0	1.5	3.0	20	2.0	2.0	1.5	2.5
06	53	6.0	2.0			49	12.6	5.0	*5.0	*7.5	31	2.3	0.0	1.0	2.5	20	2.0	2.0	*0.8	*2.3
07	*55			*4.5	*8.0	48	7.8	4.9	*4.0	*7.0	35	2.5	2.5	3.8	4.5	20	2.1	2.0	0.5	2.0
08	*51			*4.3	*7.5	50	5.5	4.0	*3.5	*6.0	47	6.0	10.0	*5.0	*7.5	20	2.7	2.0	1.5	3.0
09	43	4.3	5.7	*4.0	*6.3	44	3.9	6.1	*4.8	*7.3	*47			*13.5	*9.5	*20			*2.5	*4.0
10	*45			*3.7		*37			*4.5	*7.0	*47			*10.0	*13.0	*24			*4.0	*6.0
11	*35			*4.5	*7.0	*32			*5.0	*7.5	44	5.3	8.7	*9.5	*12.5	*23			*3.0	*4.0
12	*39			*3.0	*6.0	32	4.8	4.0	*5.0	*7.0	*45			*10.0	*10.8	22	2.1	3.9	*2.0	*3.5
13	*37					31	5.4	2.9	*3.5	*5.0	*45					20	5.3	2.0	*1.8	*3.3
14	39	4.6	6.0	*3.5	*5.0	40			*6.5	*9.0	*45			*6.0	*10.0	20	4.0	2.0	*1.5	*3.5
15	*45			*4.3	*6.3	44	2.9	4.0	3.0	4.5	42	3.1	3.1	*3.3	*5.0	20	2.0	2.0	1.5	3.0
16	49	10.8	2.3			61	7.6	5.0	*10.3	*14.3	41	5.7	5.5	*3.0	*5.0	20	2.0	2.0	2.0	3.0
17	*51					*58			*7.0	*10.5	38	6.3	3.0	4.3	5.5	20	2.0	2.0	1.0	2.5
18	*55			*7.5	*11.0	54	10.2	6.0	*5.5	*8.0	35	5.7	4.0	3.0	3.8	20	2.0	2.0	1.5	2.5
19	*52			*2.5	*5.5	54	9.4	5.0	*4.5	*7.0	31	4.0	0.0	*1.8	*3.5	19	2.5	1.5	1.3	2.5
20	*55			*3.5	*6.0	56	4.7	6.0	*7.0	*9.0	33	2.0	4.0	2.0	3.5	20	2.0	2.0	1.0	2.5
21	*53					58	6.9	4.9	4.0	8.0	32	3.5	3.0	*2.0	*3.5	20	2.0	2.0	1.5	3.0
22	57	18.6	4.0	*5.5	*8.5	56	8.5	4.5	*6.0	*9.3	33	4.0	2.1	3.5	3.8	20	2.0	2.0	1.5	3.0
23	55	6.2	3.6	*4.3	*8.0	52	6.7	4.7	*4.5	*7.5	33	2.3	2.0	1.5	3.0	20	1.7	2.0	1.5	3.0

 * Fewer than 15 days data on power measurements and no computations made for D_u and D_ℓ.

* Fewer than 7 days data on voltage and logarithmic measurements.

 F_{om} = median value of effective antenna noise in db above ktb.

 D_u = ratio of upper decile to median in db.

 D_ℓ = ratio of median to lower decile in db.

 V_{dm} = median deviation of average voltage in db below mean power.

 L_{dm} = median deviation of average logarithm in db below mean power.

MONTH-HOUR VALUES OF RADIO NOISE

STATION ENKDPING, SWEDEN

LAT. 59.5 N

LONG. 17.3 E

FEBRUARY 1965

H.R. L.S.T.	FREQUENCY (Mc)																			
	.013					.051					.160					.495				
	F _{om}	D _u	D _l	V _{dm}	L _{dm}	F _{om}	D _u	D _l	V _{dm}	L _{dm}	F _{om}	D _u	D _l	V _{dm}	L _{dm}	F _{om}	D _u	D _l	V _{dm}	L _{dm}
00	149	2.0	2.0	9.0	14.0	119	2.1	6.0	8.0	12.3	*102			* 6.5	*10.0	99	6.0	4.1	* 3.5	* 3.5
01	149	2.1	2.0	9.5	15.0	117	6.0	4.3	8.5	13.0	109	6.1	10.1	* 5.0	* 9.0	99	6.6	8.2	* 0.5	* 1.0
02	149	2.1	3.6	10.0	16.0	117	6.0	4.2	11.0	15.5	107	3.6	6.1	* 6.0	* 8.5	100	5.2	23.0	* 3.5	* 3.5
03	149	2.0	4.0	10.5	16.5	117	5.9	6.0	8.8	13.3	*107					95	6.2	21.3	* 3.3	* 3.0
04	149	2.1	4.0	11.5	17.3	117	4.3	6.3	10.0	14.5	105	9.5	11.5	* 4.5	* 8.8	95	8.3	11.7	* 7.0	* 9.0
05	149	3.7	4.0	11.5	18.0	115	7.7	6.0	10.5	16.3	107	6.0	8.0	* 3.8	* 7.0	91	4.0	13.5	* 1.0	* 1.0
06	149	2.0	4.0	12.0	19.0	113	4.0	4.0	11.0	16.0	113	6.0	10.8	* 4.8	*10.3	75	10.0	11.4	* 1.5	* 1.5
07	147	4.0	4.0	13.0	19.5	109	6.0	4.4	12.3	18.3	* 99			* 4.3	* 9.5	73	4.3	14.3	* 2.5	* 3.5
08	143	4.1	3.6	12.0	18.5	105	4.3	8.3	12.3	17.0	* 96	8.9	17.4	* 4.5	* 9.0	65	4.0	12.0	* 2.5	* 4.0
09	141	3.1	3.1	11.5	17.5	99	11.6	5.3	*11.5	*16.3	* 91					60				
10	141	5.7	4.2	12.0	18.0	* 94			* 9.3	*12.3	* 91			* 7.5	*12.8	61	7.3	3.0	* 1.5	* 3.0
11	140	5.0	3.0	12.5	18.5	95	7.9	5.7	* 7.5	*10.0	* 91			* 6.3	*10.5	61	5.2	8.0	* 1.8	* 2.3
12	141	4.0	2.0	10.0	16.5	95	10.6	6.6	* 6.0	* 8.8	* 97	4.0	22.6	* 2.0	* 5.5	58	8.3	5.0	* 2.5	* 4.0
13	143	4.0	4.0	8.5	14.0	97	6.8	6.3	7.5	11.0	* 87			* 5.0	*10.0	63	6.2	8.0	* 1.0	* 1.5
14	143	4.2	2.2	8.5	13.5	97	7.4	6.0	* 5.5	* 9.3	91	8.8	14.3	* 6.0	*10.0	63	8.6	7.3	* 1.8	* 2.8
15	143	2.3	4.0	6.8	11.3	99	6.0	6.0	* 8.5	*12.3	89	8.3	10.3	* 5.8	*11.8	79	6.6	6.5	* 1.5	* 1.5
16	143	2.1	2.1	7.0	10.5	99	8.0	4.0	10.0	13.0	91	8.0	10.3	* 6.0	* 10.0	* 67			* 2.5	* 4.5
17	143	2.0	4.0	6.5	10.5	103	8.6	4.0	9.3	13.5	93	8.5	6.0	* 6.0	*10.0	* 87			* 2.5	* 5.0
18	145	4.0	2.0	6.3	10.5	111	3.4	4.7	6.0	10.3	105	6.0	6.0	* 4.0	* 7.5	87	16.3	18.3	* 4.0	* 5.8
19	147	3.7	2.1	5.5	9.5	113	6.0	4.0	5.8	10.3	104	7.1	* 9.2	* 3.5	* 8.3	* 91			* 3.5	* 3.5
20	147	3.7	2.0	6.0	10.0	113	8.0	0.5	6.5	10.3	105	8.0	6.5	* 4.8	* 9.0	101	4.0	7.7	* 1.0	* 1.0
21	149	2.0	2.1	6.5	11.0	115	7.7	6.0	6.5	10.0	105	7.9	4.1	* 4.0	* 7.5	99	5.9	6.2	* 1.0	* 1.5
22	149	2.0	2.0	6.5	10.5	115	8.0	5.7	7.0	11.5	103	8.0	4.6	* 5.3	*10.5	*101			* 2.5	* 2.5
23	149	3.7	2.1	8.0	12.8	117	6.0	6.0	8.0	11.8	105	6.1	5.9	* 5.5	*10.0	101	4.0	7.0	* 3.3	* 3.3

H.R. L.S.T.	FREQUENCY (Mc)																			
	2.5					5					10					20				
	F _{om}	D _u	D _l	V _{dm}	L _{dm}	F _{om}	D _u	D _l	V _{dm}	L _{dm}	F _{om}	D _u	D _l	V _{dm}	L _{dm}	F _{om}	D _u	D _l	V _{dm}	L _{dm}
00	57	13.8	3.9	* 5.0	* 8.5	54	4.0	2.0	* 3.0	* 5.8	32	6.5	0.0	2.5	4.0	20	2.0	4.0	1.5	3.0
01	* 59		* 5.5	* 9.0		56	11.1	4.0	* 5.5	* 9.0	34	6.0	2.0	1.0	2.5	20	2.0	4.0	1.0	2.8
02	57	14.9	2.2	* 4.5	* 8.0	56	9.3	4.0	* 9.5	*13.5	34	4.0	2.0	1.0	3.0	22	0.1	6.0	1.0	2.5
03	55	4.8	4.0	* 4.3	* 6.8	56	5.1	5.1	6.0	9.5	34	6.1	2.0	1.0	3.0	22	2.0	6.0	1.0	2.5
04	57	11.4	5.7	* 5.3	* 9.5	54	4.7	4.0	9.0	11.5	32	4.1	0.0	2.3	3.8	22	1.9	6.0	1.0	2.5
05	55	8.8	6.0	* 5.5	* 9.0	56	11.5	6.0	*11.0	*15.5	32	2.4	0.0	0.8	2.5	22	0.9	6.0	1.0	2.5
06	55	5.5	4.0	* 5.5	*10.5	* 62			*14.0	*19.0	34	5.3	2.0	* 3.0	* 4.8	22	2.0	6.0	1.0	2.5
07	51	4.3	4.3	* 4.3	* 7.5	52	2.0	4.0	4.5	8.0	44	2.3	8.0	*10.0	*13.5	22	2.0	6.0	1.3	2.8
08	43	4.3	4.3	* 5.0	* 7.8	* 45			* 2.5	* 6.5	45	5.2	5.2	* 5.8	* 8.0	22	2.7	4.0	2.0	4.0
09	* 38		* 6.8	*11.3	* 40				* 4.0	* 8.5	* 48			* 8.0	*10.5	24	1.9	7.7	2.3	4.0
10	* 35		* 5.0	* 7.3	* 37				* 4.3	* 6.3	* 48			*10.0	*13.0	* 24			* 3.0	* 4.5
11	* 37		* 3.5	* 6.5	* 34				* 3.3	* 5.3	46	4.1	5.7	* 9.5	*13.0	* 24			3.5	6.0
12	* 42		* 4.3	* 6.3	33	4.9	5.2	* 4.8	* 7.0	* 45			* 9.0	*12.0	22	3.7	4.0	2.5	4.0	
13	* 43		* 4.0	* 6.0	32	4.3	2.6	* 3.5	* 6.0	48	2.0	4.2	* 8.0	*12.3	22	2.0	6.0	1.8	3.5	
14	37	4.3	4.0	* 5.0	* 7.0	36	3.0	6.2	* 2.0	* 4.5	48	4.0	4.3	* 7.5	*10.0	22	2.0	4.2	1.5	3.5
15	* 43		* 4.0	* 7.0	40	6.1	6.1	* 2.8	* 4.5	46	3.6	4.3	* 3.0	* 4.5	20	2.3	3.7	1.3	3.3	
16	* 45				* 60			*12.8	*17.0	50	3.6	6.1	* 3.8	* 6.3	20	1.9	4.0	1.5	3.0	
17	47	4.8	6.0		* 63	1.0	3.6	*12.0	*16.3	46	3.7	6.0	* 5.0	* 7.3	20	2.5	4.0	1.0	2.5	
18	* 53		* 4.5	* 7.8	* 64			* 5.8	* 9.0	42	3.5	8.0	4.3	6.8	20	1.1	4.0	1.0	2.5	
19	* 55		* 4.0	* 7.0	59	7.2	7.1	* 3.5	* 6.5	36	6.1	4.0	2.5	5.0	20	0.1	4.0	0.8	2.5	
20	55	7.7	3.7	* 4.3	* 6.8	51	5.0	7.5	* 7.5	*12.0	34	8.0	2.0	4.5	6.3	20	0.1	4.0	1.5	2.5
21	57	5.0	4.0	* 5.8	* 9.5	59	8.3	6.3	6.0	10.0	36	4.0	4.0	2.5	3.5	20	0.4	4.0	1.5	3.0
22	* 55		* 4.3	* 6.8	58	4.3	6.6	* 7.8	*11.0	34	6.5	2.0	2.0	3.5	20	1.0	4.0	1.5	3.0	
23	57	5.7	5.8	* 5.5	* 9.0	54	3.9	4.0	* 4.8	* 7.8	34	6.0	2.0	1.5	3.0	20	2.0	4.0	1.5	3.0

* Fewer than 15 days data on power measurements and no computations made for D_u and D_l.

* Fewer than 7 days data on voltage and logarithmic measurements.

F_{om} = median value of effective antenna noise in db above ktb.

D_u = ratio of upper decile to median in db.

D_l = ratio of median to lower decile in db.

V_{dm} = median deviation of overage voltage in db below mean power.

L_{dm} = median deviation of overage logarithm in db below mean power.

MONTH-HOUR VALUES OF RADIO NOISE

STATION FRONT ROYAL, VA.

LAT. 38.8 N

LONG. 78.2 W

DECEMBER 1964

H R.	FREQUENCY (Mc)														
						.135					.5				
	F _{am}	D _u	D _l	V _{dm}	L _{dm}	F _{am}	D _u	D _l	V _{dm}	L _{dm}	F _{am}	D _u	D _l	V _{dm}	L _{dm}
00						109	8.6	6.1			85	9.0	4.5		
01						109	7.1	5.5			85	9.6	5.5		
02						108	8.1	5.1			84	9.1	6.1		
03						109	7.0	5.5			83	9.5	7.6		
04						106	8.0	4.5			81	9.0	8.1		
05						104	8.5	3.0			76	12.7	6.5		
06						104	7.5	6.0			72	15.7	6.0		
07						98	9.2	5.0			62	8.5	3.0		
08						93	5.0	2.5			56	5.0	2.0		
09						92	6.0	2.5			56	4.0	2.0		
10						93	5.6	4.0			56	4.6	3.0		
11						92	9.0	3.0			56	5.0	2.0		
12						91	8.1	2.0			57	4.5	2.5		
13						92	8.6	3.0			57	4.7	2.7		
14						92	11.1	3.5			57	4.6	2.0		
15						92	11.5	3.0			58	4.0	2.0		
16						89	12.7	2.0			61	7.6	4.0		
17						92	15.1	3.0			68	12.0	7.0		
18						101	12.2	7.0			73	14.6	4.5		
19						103	11.2	5.0			77	12.5	4.0		
20						106	9.1	4.0			81	10.6	4.0		
21						106	8.5	4.0			84	6.6	5.1		
22						107	9.1	4.5			84	8.6	3.5		
23						106	11.5	3.5			84	9.5	3.5		

H R.	FREQUENCY (Mc)																			
	2.5					5					10					20				
	F _{am}	D _u	D _l	V _{dm}	L _{dm}	F _{am}	D _u	D _l	V _{dm}	L _{dm}	F _{am}	D _u	D _l	V _{dm}	L _{dm}	F _{am}	D _u	D _l	V _{dm}	L _{dm}
00	59	8.1	6.5			54	9.6	4.0			33	2.5	2.0			22	1.0	1.0		
01	59	8.5	7.5			54	9.2	4.5			32	4.1	1.5			22	1.0	1.0		
02	59	8.6	8.0			55	8.2	5.0			33	2.6	1.6			22	0.5	1.0		
03	58	10.0	6.5			56	6.5	5.0			34	2.0	2.7			22	1.0	1.0		
04	59	8.6	6.5			54	8.0	3.5			33	4.7	1.0			23	1.0	1.0		
05	58	8.2	6.0			53	8.5	3.0			33	3.8	1.5			23	1.0	0.0		
06	54	11.6	3.5			51	8.5	2.0			34	3.1	2.0			24	0.5	1.0		
07	53	5.0	5.5			50	7.0	2.0			35	7.5	3.3			24	1.0	1.0		
08	40	7.5	5.5			43	4.2	2.5			36	4.8	2.0			25	1.0	1.5		
09	36	6.1	6.0			39	3.5	3.5			34	3.1	2.0			24	2.0	0.5		
10	36	4.1	6.5			37	3.0	5.1			33	3.0	2.0			24	2.0	1.0		
11	34	6.1	6.0			35	4.0	4.0			33	2.5	2.0			24	2.0	1.0		
12	33	5.5	4.0			32	4.0	4.5			33	2.7	2.0			24	2.0	1.0		
13	36	7.0	5.0			33	3.5	4.0			34	2.7	3.0			25	1.5	1.5		
14	36	7.0	5.5			34	5.0	4.1			35	3.0	1.8			25	1.0	1.5		
15	36	13.2	5.0			39	3.0	5.5			36	2.9	1.1			25	1.0	1.5		
16	42	9.2	5.1			48	5.0	4.0			39	5.9	1.9			25	1.0	1.0		
17	50	10.0	6.5			52	8.0	2.5			39	4.3	3.0			24	1.0	1.0		
18	53	10.0	6.0			53	10.5	3.0			37	3.0	2.0			24	1.0	1.0		
19	54	9.5	5.0			54	8.5	4.0			36	3.0	2.0			24	1.0	1.0		
20	58	8.5	6.0			55	7.1	4.5			33	3.0	2.0			22	2.0	1.0		
21	59	7.6	7.0			55	6.0	5.0			33	2.0	2.0			22	1.5	1.0		
22	59	7.5	8.1			55	7.0	5.0			33	2.0	2.0			22	1.0	1.0		
23	59	8.1	8.5			54	10.0	3.0			33	2.0	2.0			22	1.0	1.0		

 * Fewer than 15 days data on power measurements and no computations made for D_u and D_l.

** Fewer than 7 days data on voltage and logarithmic measurements.

 F_{am} = median value of effective antenna noise in db above ktb.

 D_u = ratio of upper decile to median in db.

 D_l = ratio of median to lower decile in db.

 V_{dm} = median deviation of average voltage in db below mean power.

 L_{dm} = median deviation of average logarithm in db below mean power.

MONTH-HOUR VALUES OF RADIO NOISE

STATION FRONT ROYAL, VA.

LAT. 38.8 N

LONG. 78.2 W

JANUARY 1965

H R.	FREQUENCY (Mc)																				
											.135					.5					
	F _{om}	D _u	D _l	V _{dm}	L _{dm}	F _{om}	D _u	D _l	V _{dm}	L _{dm}	F _{om}	D _u	D _l	V _{dm}	L _{dm}	F _{om}	D _u	D _l	V _{dm}	L _{dm}	
00											106	4.6	7.0			84	6.0	6.1			
01											106	6.9	7.0			84	7.6	6.0			
02											106	6.2	6.6			84	8.1	6.1			
03											105	7.9	5.0			82	12.0	6.0			
04											105	8.9	6.6			78	13.5	5.6			
05											104	7.9	6.3			76	14.0	8.1			
06											103	7.5	6.5			73	17.5	9.5			
07											98	5.3	4.6			63	7.1	5.5			
08											90	2.7	2.0			57	4.0	5.0			
09											89	4.0	3.7			56	5.5	3.7			
10											88	8.7	2.7			56	4.7	4.0			
11											88	5.7	3.0			56	3.0	3.7			
12											87	6.3	2.0			55	3.5	2.5			
13											87	7.1	2.5			55	3.5	2.5			
14											89	9.6	3.0			56	3.1	3.5			
15											88	6.8	2.5			56	3.1	3.1			
16											90	7.0	2.0			59	2.0	3.7			
17											93	9.7	5.0			62	9.5	2.0			
18											97	9.8	6.1			72	10.5	5.0			
19											102	8.6	8.0			77	10.5	5.5			
20											104	6.6	8.6			82	8.5	6.0			
21											104	6.5	8.1			83	8.0	5.0			
22											104	8.8	7.8			84	6.0	5.0			
23											106	6.9	5.0			84	6.5	5.0			

H R.	FREQUENCY (Mc)																				
	2.5					5					10					20					
S T.	F _{om}	D _u	D _l	V _{dm}	L _{dm}	F _{om}	D _u	D _l	V _{dm}	L _{dm}	F _{om}	D _u	D _l	V _{dm}	L _{dm}	F _{om}	D _u	D _l	V _{dm}	L _{dm}	
00	68	7.0	7.6			53	5.0	4.5			33	2.5	2.5			22	1.5	1.0			
01	68	7.0	7.0			54	4.0	5.0			32	4.1	1.0			22	1.5	1.0			
02	67	6.6	6.3			54	5.0	4.5			33	3.1	2.0			22	1.5	1.0			
03	66	7.0	5.9			53	6.5	4.0			33	2.0	2.0			22	1.5	1.0			
04	66	7.5	5.1			53	6.5	3.0			33	4.6	1.0			23	1.5	0.0			
05	67	5.6	7.0			53	6.0	3.5			33	4.6	2.0			23	1.5	0.0			
06	61	5.0	5.0			52	7.0	3.0			34	4.5	2.5			24	1.5	1.0			
07	56	5.3	4.0			51	5.5	3.0			36	3.0	3.0			24	1.5	1.0			
08	42	6.2	3.7			41	5.3	1.0			38*	6.0	1.0			24	1.6	1.0			
09	39	5.9	4.6			38	4.6	2.6			37	4.9	2.0			24	3.7	1.0			
10	35	6.1	4.1			35	3.6	2.6			36	4.1	1.5			24	4.7	1.0			
11	33	6.3	3.0			33	3.1	3.1			35	6.0	1.0			24	4.0	1.0			
12	32	8.1	3.0			32	4.5	2.0			35	4.6	1.0			24	2.0	1.0			
13	33	5.5	3.0			34	3.5	4.0			36	3.6	2.0			24	2.0	1.0			
14	36	8.3	6.0			36	3.0	4.0			37	4.7	2.7			24	1.0	1.0			
15	38	6.5	5.0			37	4.0	1.5			39	7.2	3.0			24	1.0	1.0			
16	46	6.1	3.5			46	5.1	3.0			40	4.5	3.5			24	1.0	1.0			
17	57	5.5	6.5			52	5.5	4.0			40	6.3	3.6			24	1.0	1.5			
18	63	6.6	7.0			54	5.5	5.0			38	4.0	3.5			23	1.0	1.0			
19	66	5.0	7.6			54	7.6	4.5			36	5.0	2.5			23	1.0	1.0			
20	68	4.0	7.6			54	6.5	4.5			33	3.0	2.0			22	1.0	1.0			
21	69	4.0	8.6			54	4.5	4.5			33	1.5	2.0			22	1.0	1.0			
22	68	5.6	7.6			53	5.5	3.5			33	2.0	2.0			22	1.0	1.0			
23	68	6.0	7.6			53	5.0	4.0			32	3.0	1.0			22	1.0	1.0			

 * Fewer than 15 days data on power measurements and no computations made for D_u and D_l.

* Fewer than 7 days data on voltage and logarithmic measurements.

 F_{om} = median value of effective antenna noise in db above ktb.

 D_u = ratio of upper decile to median in db.

 D_l = ratio of median to lower decile in db.

 V_{dm} = median deviation of average voltage in db below mean power.

 L_{dm} = median deviation of average logarithm in db below mean power.

MONTH-HOUR VALUES OF RADIO NOISE

STATION FRONT ROYAL, VA.

LAT. 38.8 N

LONG. 78.2 W

FEBRUARY 1965

TIME M-H	FREQUENCY (Mc)																			
											.135				.5					
	F _{am}	D _u	D _l	V _{dm}	L _{dm}	F _{am}	D _u	D _l	V _{dm}	L _{dm}	F _{am}	D _u	D _l	V _{dm}	L _{dm}	F _{am}	D _u	D _l	V _{dm}	L _{dm}
00											105	9.8	5.0			83	8.5	5.3		
01											104	10.5	5.5			84	8.1	6.8		
02											105	8.1	8.0			82	8.5	6.5		
03											104	8.6	7.1			79	10.0	4.0		
04																				
05											102	6.1	8.3			79	8.6	6.8		
06											100	6.5	4.5			77	9.0	8.8		
07											99	9.1	5.2			68	14.9	5.0		
											92	8.4	2.3			62	5.1	2.0		
08																				
09											90	4.9	2.5			59	2.0	3.8		
10											90	3.8	2.9			58	4.0	3.0		
11											90	2.6	2.5			58	4.0	2.8		
											91	3.9	3.0			59	3.8	4.0		
12																				
13											91	5.2	3.0			59	3.9	2.1		
14											90	5.5	1.0			59	4.3	3.6		
15											90	8.1	2.8			59	3.8	2.9		
											90	9.2	3.0			59	3.8	3.6		
16																				
17											90	7.1	1.5			62	3.0	3.8		
18											91	9.7	1.8			63	5.9	2.8		
19											95	9.9	4.1			72	9.2	4.0		
											99	11.7	4.8			78	10.9	3.0		
20																				
21											101	12.7	3.8			81	10.1	4.5		
22											103	10.1	5.0			83	11.3	5.3		
23											105	7.8	6.1			84	10.8	4.0		
											105	8.6	6.3			84	11.4	5.0		

TIME M-H	FREQUENCY (Mc)																			
	2.5					5					10				20					
	F _{am}	D _u	D _l	V _{dm}	L _{dm}	F _{am}	D _u	D _l	V _{dm}	L _{dm}	F _{am}	D _u	D _l	V _{dm}	L _{dm}	F _{am}	D _u	D _l	V _{dm}	L _{dm}
00	71	10.9	10.0			57	6.1	5.0			35	1.0	1.0			24	1.0	1.1		
01	69	12.6	9.4			57	6.6	5.0			35	2.1	1.0			24	1.0	1.1		
02	70	12.3	9.1			56	3.8	3.1			35	3.8	1.0			24	1.0	1.0		
03	72	10.1	12.0			55	5.8	3.9			35	3.0	1.0			24	1.0	1.0		
04	70	10.4	11.6			55	5.8	2.9			33	2.9	0.9			25				
05	71	6.0	12.0			54	5.1	4.3			34	2.0	1.2			25	0.8	1.8		
06	61	8.3	4.9			53	7.6	3.9			33	2.0	1.0			25	1.0	1.0		
07	53	5.5	3.8			52	5.0	5.0			35	4.0	3.0			25	0.8	1.0		
08	43	5.4	5.9			43	2.1	3.8			40	3.3	3.0			25	1.0	2.0		
09	41	4.1	5.3			40	3.0	3.8			39	2.1	2.0			25	0.1	1.9		
10	37	5.1	5.9			36	3.3	2.5			38	2.1	2.0			24	1.9	0.9		
11	36	4.1	4.9			35	2.9	2.0			37	3.0	1.0			25	1.0	1.0		
12	33	3.0	3.1			32	3.6	2.8			37	3.0	1.0			27	2.6	1.0		
13	33	3.1	2.9			33	2.8	2.8			37	4.5	1.5			27	1.5	1.0		
14	34	4.1	3.8			34	4.0	2.0			38	4.6	1.6			27	1.5	1.0		
15	37	3.9	5.9			37	3.8	3.8			40	5.5	1.6			27	1.5	1.0		
16	44	4.1	4.2			45	4.9	3.0			42	4.3	2.1			24	1.9	0.5		
17	51	4.8	5.0			53	5.8	3.8			44	3.1	3.1			24	2.3	1.0		
18	64	6.0	5.9			57	6.1	3.8			43	6.0	3.3			24	0.9	2.0		
19	69	5.1	7.0			57	7.9	4.1			41	8.1	4.0			23	1.9	1.0		
20	70	8.0	8.0			57	9.1	5.0			36	2.0	2.0			23	1.0	1.0		
21	70	7.3	9.0			58	10.5	5.0			35	2.0	1.0			23	1.8	1.0		
22	69	10.0	8.1			57	9.7	4.1			35	2.8	1.0			24	1.0	1.8		
23	72	8.1	10.3			57	7.3	5.0			36	1.8	2.0			24	0.8	1.8		

 * Fewer than 15 days data on power measurements and no computations made for D_u and D_l.

* Fewer than 7 days data on voltage and logarithmic measurements.

 F_{am} = median value of effective antenna noise in db above ktb.

 D_u = ratio of upper decile to median in db.

 D_l = ratio at median to lower decile in db.

 V_{dm} = median deviation of average voltage in db below mean power.

 L_{dm} = median deviation of average logarithm in db below mean power.

MONTH-HOUR VALUES OF RADIO NOISE

STATION KEKAHA, HAWAII

LAT. 22.0 N

LONG. 159.7 W

DECEMBER 1964

H.R.	LST	FREQUENCY (Mc)																			
		.013					.051					.160					.495				
		F _{om}	D _u	D _l	V _{dm}	L _{dm}	F _{om}	D _u	D _l	V _{dm}	L _{dm}	F _{om}	D _u	D _l	V _{dm}	L _{dm}	F _{om}	D _u	D _l	V _{dm}	L _{dm}
00	153	9.5	4.0	4.0	10.0	16.5	130	13.5	4.0	11.3	16.8	111	15.5	6.0	9.5	16.0	90	17.5	6.0	10.5	19.5
01	153	9.5	4.0	11.5	17.8	132	11.5	5.5	10.3	16.0	111	15.5	5.5	10.0	17.5	92	14.0	9.5	9.5	18.0	
02	153	10.0	4.0	11.5	17.5	132	11.5	4.0	11.0	19.0	111	13.5	5.5	10.5	17.5	92	14.0	8.0	10.0	19.5	
03	153	10.0	3.5	10.5	16.0	132	10.0	3.5	12.0	19.5	111	12.0	5.5	10.8	18.5	90	16.0	7.5	9.5	17.0	
04	153	10.0	3.5	10.5	16.3	134	10.0	4.0	11.8	18.8	111	14.0	6.0	10.5	18.0	90	15.5	8.0	11.0	19.5	
05	155	7.5	4.0	11.0	17.0	132	10.0	2.0	11.8	19.5	109	15.6	4.1	11.5	19.8	88	16.1	9.6	11.8	19.3	
06	154	7.1	3.0	11.5	18.0	133	9.1	5.0	11.5	19.0	107	15.6	6.1	9.3	17.5	85	17.1	9.1	10.5	19.5	
07	154	5.1	3.0	11.5	18.0	128	9.6	6.0	12.0	19.5	97	25.2	10.1	12.5	21.5	70	31.7	12.0	*11.0	*17.8	
08	151	9.6	2.1	11.5	18.0	123	17.0	7.0	12.0	17.5	90	32.7	16.6	13.5	22.0	64	41.3	10.0	* 6.5	*11.3	
09	150	9.1	3.0	11.8	18.0	116	24.0	14.1	14.0	20.0	89	30.0	19.5	13.5	24.0	62	37.9	10.1	* 9.3	*15.5	
10	151	7.6	4.1	12.0	19.0	118	17.9	15.7	16.0	24.0	93	27.7	18.2	15.5	24.5	64	40.6	12.3	*12.3	*22.3	
11	151	10.3	4.0	12.8	19.0	118	17.0	14.5	15.8	23.0	95	27.4	25.0	16.0	27.0	62	38.6	10.0	* 9.0	*16.3	
12	151	10.0	4.0	12.5	20.0	118	17.9	11.7	12.8	20.3	91	28.0	21.9	*14.0	*24.5	62	41.0	9.7	9.5	19.5	
13	151	7.9	3.9	13.0	20.5	118	14.6	11.9	14.3	21.3	91	25.9	18.3	14.0	25.5	64	37.6	12.1	* 9.5	*18.8	
14	152	7.1	5.0	13.5	21.0	118	15.5	10.0	14.5	22.3	91	27.0	14.2	12.0	23.0	65	31.3	12.6	* 10.5	18.5	
15	151	7.6	4.0	14.0	21.5	115	17.2	9.1	13.8	21.0	92	26.3	24.2	*13.8	*25.5	65	39.4	12.6	7.8	14.3	
16	151	6.1	5.6	13.5	20.5	113	20.8	12.2	15.5	25.0	88	31.8	16.3	14.3	23.8	62	41.1	8.1	12.3	19.8	
17	151	6.3	5.9	13.0	20.0	110	17.3	14.0	15.0	22.5	94	25.6	14.3	13.0	24.0	75	26.3	13.0	11.0	19.5	
18	150	9.0	5.6	12.0	18.5	120	17.3	8.0	13.0	21.0	100	19.0	14.3	11.5	20.0	83	19.0	12.3	11.5	21.5	
19	151	8.0	6.0	11.0	16.5	121	16.3	6.3	12.0	19.5	102	18.3	13.0	*12.5	*24.3	86	19.3	12.0	10.3	21.8	
20	153	6.6	6.0	10.0	15.0	122	16.0	6.0	13.5	21.3	102	19.0	9.0	13.0	23.5	88	18.6	11.3	12.5	23.0	
21	153	7.3	6.0	9.5	15.5	126	14.0	8.0	13.3	20.0	105	17.3	8.0	13.0	20.5	90	17.3	12.0	13.0	21.0	
22	153	8.0	5.3	10.0	15.5	128	12.0	6.0	11.5	17.0	107	18.0	6.0	11.3	19.5	92	16.0	10.0	10.0	18.5	
23	153	7.3	5.3	10.0	16.3	129	12.3	5.0	10.0	17.0	109	17.3	8.0	11.0	18.0	91	16.3	8.3	11.5	20.0	

H.R.	LST	FREQUENCY (Mc)																			
		2.5					5					10					20				
		F _{om}	D _u	D _l	V _{dm}	L _{dm}	F _{om}	D _u	D _l	V _{dm}	L _{dm}	F _{om}	D _u	D _l	V _{dm}	L _{dm}	F _{om}	D _u	D _l	V _{dm}	L _{dm}
00	63	17.0	4.0	5.5	10.0	54	10.4	4.0	4.5	7.5	34	11.0	5.5	3.3	5.5	21	7.0	0.0	1.5	3.0	
01	63	14.0	6.0	5.8	9.3	56	6.0	6.0	4.5	7.8	34	11.5	4.0	3.0	5.5	21	8.0	1.5	1.3	2.8	
02	63	14.0	3.5	5.5	8.5	58	7.5	8.0	3.5	7.0	34	10.0	4.0	3.0	5.3	21	7.0	0.0	1.0	2.5	
03	63	12.0	4.0	5.5	8.5	58	7.5	7.5	4.5	7.0	36	10.0	8.0	3.0	5.3	21	8.0	0.0	1.8	3.3	
04	65	14.4	8.0	6.5	9.8	58	7.5	7.5	3.0	6.0	32	15.5	4.0	2.5	4.5	21	9.5	0.0	2.0	3.5	
05	65	11.5	8.0	7.0	10.5	54	8.0	5.5	4.3	7.5	30	11.5	2.0	2.3	4.0	23	3.5	2.0	2.0	3.5	
06	63	13.5	8.0	6.5	10.0	52	9.0	4.0	3.5	6.3	30	9.0	0.0	2.0	3.5	23	3.5	2.0	2.0	3.5	
07	65	10.0	10.0	7.0	11.3	56	5.5	6.0	3.5	7.3	36	7.5	4.0	4.0	7.0	23	2.0	2.0	1.5	3.5	
08	53	17.5	7.5	* 6.5	*10.5	48	14.0	4.0	3.8	7.5	38	5.5	4.0	6.5	9.5	23	2.0	0.0	2.8	4.5	
09	47	23.5	12.0	5.5	9.5	42	16.4	10.0	5.5	9.5	34	10.0	4.0	6.0	8.0	23	3.6	1.6	2.8	4.8	
10	45	22.1	13.7	* 2.8	* 4.8	38	16.2	15.9	6.0	9.0	32	13.3	4.1	* 5.8	* 8.5	23	3.9	2.0	2.5	4.0	
11	43	28.6	14.0	* 3.0	* 5.0	35	18.0	14.0	5.0	7.8	30	14.3	4.0	* 7.8	*12.8	23	4.0	2.0	2.0	4.0	
12	45	27.2	14.1	* 2.5	* 5.0	32	26.8	14.0	3.0	5.0	32	10.1	6.1	7.5	11.5	23	4.3	2.0	2.5	4.5	
13	43	28.7	12.1	* 3.3	* 5.3	32	20.7	14.0	* 4.0	* 7.0	32	13.9	7.7	7.5	11.5	23	4.1	2.0	2.5	5.0	
14	46	25.6	16.6	* 1.8	* 3.8	34	21.9	14.0	* 6.0	* 9.0	34	11.7	7.6	* 7.0	*10.0	23	5.2	2.0	2.8	4.5	
15	45	17.0	15.2	* 3.0	* 5.3	37	14.9	16.6	* 6.5	* 9.0	34	13.6	3.6	5.3	8.0	23	4.1	2.0	2.0	4.0	
16	49	25.7	15.6	* 5.5	*10.5	38	21.4	6.1	6.0	10.5	36	9.7	3.7	* 6.0	* 9.3	23	4.1	2.0	1.5	3.3	
17	54	16.7	14.3	*11.0	*18.0	47	15.0	8.3	7.5	12.3	38	7.3	4.0	5.5	8.3	23	5.3	1.3	2.0	3.5	
18	61	15.3	11.3	* 6.5	*10.5	50	13.3	6.0	6.5	11.0	36	9.8	4.0	4.0	6.0	23	4.0	2.0	1.5	3.5	
19	63	16.0	9.3	8.0	16.0	50	12.6	6.0	6.5	11.3	33	9.0	1.0	4.0	6.0	23	4.0	2.0	1.8	3.5	
20	61	18.0	4.0	* 7.3	*13.0	50	11.3	4.0	5.8	9.8	34	8.0	2.0	3.3	5.5	21	5.3	0.0	1.0	3.0	
21	63	15.3	8.0	7.5	11.5	53	9.0	3.0	* 5.5	* 7.8	36	6.0	5.3	3.5	6.5	21	4.0	0.0	1.5	3.0	
22	63	15.3	6.0	6.3	10.8	55	7.6	6.0	* 5.5	*10.0	38	6.6	5.3	3.5	6.5	21	3.3	0.0	1.5	3.0	
23	64	13.6	7.0	6.0	10.0	52	8.0	3.3	* 4.5	* 8.0	36	7.3	4.0	3.3	6.0	21	6.6	0.0	1.5	3.0	

 * Fewer than 15 days data on power measurements and no computations made for D_u and D_l.

* Fewer than 7 days data on voltage and logarithmic measurements.

 F_{om} = median value of effective antenna noise in db above ktb.

 D_u = ratio of upper decile to median in db.

 D_l = ratio of median to lower decile in db.

 V_{dm} = median deviation of overage voltage in db below mean power.

 L_{dm} = median deviation of overage logarithm in db below mean power.

MONTH-HOUR VALUES OF RADIO NOISE

STATION KEKĀHA, HAWAII

LAT. 22.0 N

LONG. 159.7 W

JANUARY 1965

H. R. M.F. T.	FREQUENCY (Mc)																			
	.013					.051					.160					.495				
	F _{om}	D _u	D _l	V _{dm}	L _{dm}	F _{om}	D _u	D _l	V _{dm}	L _{dm}	F _{om}	D _u	D _l	V _{dm}	L _{dm}	F _{om}	D _u	D _l	V _{dm}	L _{dm}
00	154	4.0	4.0	9.5	16.0	130	6.0	5.1	11.0	17.5	108	11.1	6.0	10.0	14.5	86	13.1	6.0	9.0	15.5
01	154	4.0	4.0	11.0	17.3	130	6.2	2.0	11.3	17.0	108	10.2	4.0	11.0	16.5	88	11.1	7.1	9.0	15.5
02	152	6.0	2.0	11.0	16.5	130	6.2	2.0	11.0	18.0	108	8.2	4.0	10.0	16.0	86	13.1	5.1	9.0	15.5
03	154	5.1	4.0	10.5	16.8	132	5.1	4.0	11.5	18.0	110	9.2	4.0	9.5	16.5	88	15.1	8.0	9.8	17.3
04	154	4.0	4.0	11.0	17.0	132	6.0	4.0	11.0	17.5	108	13.1	4.0	10.0	17.8	88	14.0	9.1	9.3	18.3
05	154	4.2	3.1	11.5	17.5	132	5.1	6.0	12.0	20.0	108	13.1	5.1	10.0	17.5	86	15.1	7.1	11.5	21.3
06	154	4.0	2.0	11.0	17.5	130	6.0	4.2	11.3	18.3	104	11.2	4.0	11.0	19.0	82	15.2	6.0	11.5	20.5
07	156	2.0	4.0	11.5	18.0	126	7.2	3.1	12.5	19.5	94	18.6	6.0	12.0	18.5	68	24.6	9.1	10.5	21.0
08	150	5.1	2.0	11.5	17.0	120	12.2	3.1	12.0	18.5	82	35.2	9.1	*10.5	*17.0	58	33.1	3.1	* 8.0	*14.5
09	150	5.1	4.0	12.0	18.0	110	13.3	8.0	13.3	19.3	80	19.3	11.3	10.5	20.5	58	23.2	6.0	6.3	10.0
10	150	4.0	3.3	12.5	19.0	108	14.0	7.3	11.5	16.5	82	18.2	13.1	*14.0	*21.0	58	19.4	4.0	6.8	10.8
11	150	4.0	2.0	12.5	18.8	112	11.5	8.0	13.3	18.8	83	20.3	16.3	*13.3	*23.3	56	26.6	4.0	* 7.0	*10.5
12	152	3.3	4.0	13.0	19.0	114	8.6	9.3	14.8	20.0	84	22.4	16.0	*13.8	*20.3	56	33.9	6.0	7.5	8.0
13	150	5.3	2.0	13.5	20.0	114	10.6	7.6	12.5	19.0	82	26.0	16.0	*17.5	*25.5	58	29.7	6.0	* 3.5	* 6.5
14	150	6.2	2.0	14.5	22.3	114	11.5	8.0	15.8	22.0	82	25.9	16.0	*14.0	*25.0	58	31.6	6.0	* 6.0	* 9.5
15	150	6.1	3.6	15.0	22.0	110	13.5	4.0	15.0	20.5	75	33.3	9.0	15.5	25.5	56	29.9	5.7	9.0	15.5
16	150	5.5	4.0	14.0	21.5	108	18.4	7.9	14.5	17.5	75	30.4	10.6	12.8	17.3	56	27.2	4.1	* 7.0	* 9.5
17	150	3.5	5.5	13.3	20.8	109	16.3	8.3	14.5	19.0	86	22.2	18.0	11.0	19.5	62	25.1	9.1	* 7.0	*10.5
18	148	9.1	2.0	12.5	17.8	114	16.2	10.0	10.8	15.5	94	19.1	17.1	11.5	20.0	70	22.0	8.0	12.5	19.0
19	150	6.0	4.0	11.5	17.5	120	9.1	10.0	12.0	19.0	94	19.1	9.1	13.3	22.8	78	18.2	10.0	* 6.3	*10.8
20	150	8.0	2.0	11.5	17.5	122	9.1	8.0	12.5	18.5	100	16.2	12.0	13.3	21.8	84	14.2	11.1	12.8	21.0
21	152	5.1	2.0	11.0	16.8	124	9.1	7.1	12.8	19.3	102	13.1	6.0	13.5	21.8	86	9.1	10.0	12.0	19.0
22	152	4.0	3.1	9.8	15.0	126	6.0	4.0	12.5	19.0	104	14.0	6.0	9.5	15.0	86	12.0	8.0	* 8.8	*15.5
23	152	5.1	2.0	11.0	16.0	128	6.0	4.0	11.0	17.3	108	9.1	8.0	9.5	16.0	86	13.1	6.0	11.0	17.5

H. R. M.F. T.	FREQUENCY (Mc)																			
	2.5					5					10					20				
	F _{om}	D _u	D _l	V _{dm}	L _{dm}	F _{om}	D _u	D _l	V _{dm}	L _{dm}	F _{om}	D _u	D _l	V _{dm}	L _{dm}	F _{om}	D _u	D _l	V _{dm}	L _{dm}
00	61	10.0	4.0	7.0	12.0	50	7.1	2.0	4.5	8.0	30	4.0	2.0	2.5	4.5	23	0.0	2.0	2.0	3.5
01	61	12.0	4.0	7.0	11.5	52	7.1	4.0	4.0	6.5	30	3.1	4.0	2.5	4.0	23	0.0	2.0	1.5	3.0
02	61	13.1	4.0	7.5	13.0	52	8.0	4.0	3.5	7.0	32	4.0	2.0	2.5	4.3	23	0.0	2.0	1.5	3.0
03	61	12.2	4.0	7.3	12.3	52	10.0	4.0	4.0	7.5	32	6.0	2.0	3.0	4.5	23	0.0	2.0	1.5	3.0
04	61	10.0	4.0	6.5	11.0	50	10.0	2.0	4.5	7.5	30	4.0	3.1	2.3	3.8	23	1.1	2.0	1.5	2.5
05	61	9.1	6.0	7.0	12.3	50	9.1	4.0	4.0	7.3	30	5.1	4.0	2.0	3.5	23	2.0	2.0	2.0	3.5
06	61	8.3	6.0	7.3	11.5	48	10.2	2.0	3.5	6.5	30	4.0	3.1	1.8	3.3	25	0.0	4.0	2.0	3.5
07	59	9.2	5.1	7.8	13.0	46	13.2	4.0	3.5	6.3	32	5.1	4.0	3.0	5.0	25	0.0	2.0	2.0	4.0
08	49	14.5	6.0	6.3	8.5	42	14.0	6.0	4.0	7.3	34	8.0	5.1	4.5	7.5	23	2.0	0.0	2.0	4.0
09	41	18.3	8.0	5.0	8.0	36	15.3	8.0	5.8	9.8	32	8.0	4.0	5.3	7.0	23	2.0	2.0	2.0	3.5
10	35	15.3	4.0	3.3	5.8	30	14.6	6.0	6.5	10.0	30	8.2	6.0	8.3	11.0	23	2.0	2.0	2.0	3.5
11	33	12.6	2.0	* 3.0	* 5.0	28	10.0	8.0	* 6.5	* 9.0	28	7.3	5.3	6.0	8.0	23	1.3	2.0	2.0	3.5
12	34	13.6	5.6	3.3	5.5	26	14.0	6.0	5.3	7.8	26	8.0	4.0	5.5	8.0	23	2.0	2.0	2.3	4.0
13	35	18.0	6.0	3.5	4.0	26	12.6	5.6	5.0	7.5	29	6.4	8.7	7.5	12.0	23	4.0	2.0	2.3	4.3
14	33	16.1	4.0	4.0	6.5	24	17.5	4.0	4.5	7.5	27	13.1	5.0	* 7.0	* 9.5	23	2.2	2.2	3.0	4.8
15	34	16.7	4.6	3.0	5.0	28	13.5	6.0	4.0	5.5	31	10.6	5.0	4.3	7.3	23	2.3	2.0	2.0	3.8
16	35	17.5	4.0	3.5	6.0	34	14.4	10.1	4.0	8.5	33	9.1	4.7	4.3	7.0	23	0.1	2.0	2.0	3.5
17	41	13.5	6.0	3.3	5.8	42	11.3	8.0	4.8	8.3	36	6.0	6.0	4.3	7.3	23	2.0	2.0	1.5	3.0
18	49	18.0	6.0	5.5	8.0	46	10.0	6.0	5.5	10.5	34	8.0	4.0	4.3	7.0	23	1.1	2.0	1.5	3.0
19	53	16.0	5.1	8.0	16.5	48	9.1	6.0	7.0	11.5	32	6.0	2.0	4.5	6.5	23	2.0	2.0	1.5	3.5
20	57	12.0	6.0	9.0	14.8	48	8.2	4.0	7.5	12.8	32	3.1	2.0	3.5	5.5	21	2.0	0.0	2.0	3.5
21	59	10.0	6.0	8.8	13.3	50	7.1	4.0	6.0	10.0	32	4.0	2.0	4.5	6.0	21	2.0	2.0	2.0	3.5
22	59	10.0	6.0	8.5	14.0	50	7.1	3.1	6.5	9.5	34	6.0	4.0	3.5	5.5	21	2.0	2.0	2.0	3.5
23	59	11.1	4.0	5.5	9.0	50	6.0	4.0	5.5	8.5	32	3.1	3.1	3.5	6.0	21	2.0	0.0	2.0	3.5

 * Fewer than 15 days data on power measurements and no computations made for D_u and D_l.

* Fewer than 7 days data on voltage and logarithmic measurements.

 F_{om} = median value of effective antenna noise in db above ktb.

 D_u = ratio of upper decile to median in db.

 D_l = ratio of median to lower decile in db.

 V_{dm} = median deviation of average voltage in db below mean power.

 L_{dm} = median deviation of average logarithm in db below mean power.

MONTH-HOUR VALUES OF RADIO NOISE

STATION KEKAMA, HAWAII

LAT. 22.0 N

LONG. 159.7 W

FEBRUARY 1965

H. R.	FREQUENCY (Mc)																			
	.013				.051				.160				.495							
	F _{om}	D _u	D _l	V _{dm}	L _{dm}	F _{om}	D _u	D _l	V _{dm}	L _{dm}	F _{om}	D _u	D _l	V _{dm}	L _{dm}	F _{om}	D _u	D _l	V _{dm}	L _{dm}
00	152	4.0	2.0	8.8	14.0	128	4.3	6.0	10.0	15.0	104	12.1	6.0	10.0	16.5	84	14.3	7.7	12.3	19.5
01	152	4.3	2.0	9.5	15.0	128	7.7	5.7	10.0	15.0	106	10.0	6.1	9.5	16.0	84	13.9	6.1	11.0	18.5
02	152	4.0	1.7	10.0	16.0	128	6.4	4.1	10.0	16.0	104	11.8	6.0	9.8	16.3	82	17.5	6.1	8.0	13.5
03	154	2.3	4.0	9.5	15.0	128	6.3	5.7	11.0	17.0	104	17.9	6.0	10.8	17.5	82	20.0	5.7	12.0	18.0
04	154	2.4	3.7	9.3	15.3	128	4.8	5.7	*11.5	*17.5	102	12.6	4.0	11.0	19.0	82	18.0	7.7	10.5	17.0
05	154	2.6	3.7	9.5	15.5	128	7.9	5.7	12.0	19.0	102	15.4	6.1	12.0	18.0	80	17.2	6.3	*10.5	*17.0
06	154	2.3	2.1	9.5	15.0	128	4.4	3.7	12.0	19.0	98	17.2	4.1	10.5	17.5	74	21.9	5.7	*8.3	*12.8
07	154	2.1	3.7	9.5	15.5	122	7.9	4.0	11.0	17.5	88	20.8	5.7	8.5	17.5	62	23.0	6.0	*5.5	*8.5
08	150	2.1	3.7	9.5	15.5	116	6.1	3.7	*11.0	*16.8	78	23.4	9.7	*8.0	*13.3	56	16.2	4.2	*3.0	*5.3
09	148	2.1	2.0	9.0	15.5	108	8.0	10.0	12.0	18.0	78	16.1	15.2	9.5	15.5	56	23.4	6.0	*11.3	*17.8
10	148	4.1	2.0	9.5	16.5	106	12.9	8.2	8.0	10.0	76	18.5	12.3	*7.0	*12.5	58	17.4	7.9	*4.5	*8.8
11	148	4.0	2.0	9.5	17.0	108	13.5	8.4	*11.3	*14.8	73	22.6	9.0	*10.8	*16.0	54	26.1	4.2	*3.5	*5.5
12	149	3.1	3.0	10.0	17.0	110	9.9	6.4	14.8	18.5	78	16.0	14.5			56	11.4	6.7	*4.3	*7.3
13	150	2.0	2.3	11.0	18.3	110	8.0	10.0	*13.5	*23.0	76	18.0	14.0	*10.5	*18.0	56	23.4	6.0	*11.3	*17.8
14	148	4.0	2.2	11.3	19.5	108	8.3	6.3	*15.0	*20.8	74	20.6	12.0	*14.0	*21.5	56	16.5	6.0	*4.3	*7.0
15	148	2.4	2.0	11.0	19.5	108	6.8	6.3	12.0	16.0	72	28.6	10.0	8.0	14.0	54	17.0	4.5	*5.3	*8.8
16	148	4.0	2.0	11.5	19.5	106	9.9	6.1	10.0	13.5	72	18.4	6.1	*8.5	*15.0	56	16.4	5.9	*3.8	*6.5
17	148	2.1	3.7	11.0	19.0	104	14.1	7.7	7.0	10.0	82	15.9	13.9	*6.8	*12.8	59	14.9	7.0	*7.3	*12.0
18	148	2.0	4.0	10.0	17.0	114	8.1	14.1	5.0	7.5	92	14.2	14.1	*9.8	*16.0	74	15.0	14.0	5.3	9.5
19	148	4.1	2.0	9.0	15.0	116	8.0	8.3	13.5	17.8	94	12.4	11.7	*12.8	*20.0	80	17.4	12.1	*12.5	*17.5
20	150	5.5	2.0	7.8	13.3	118	11.9	7.7	12.0	17.5	96	15.9	7.7	*12.3	*22.0	82	13.5	11.5	*11.5	*17.0
21	152	2.0	4.0	7.0	12.0	120	8.2	6.3	11.5	16.3	102	13.8	10.3	*13.5	*22.0	82	13.5	6.1	*11.0	*16.5
22	152	3.9	2.0	7.0	12.0	124	11.0	8.1	11.5	16.5	102	8.6	6.1	12.3	19.0	84	12.4	8.0	*10.8	*18.5
23	152	4.0	3.7	7.5	13.3	126	7.9	6.1	10.0	14.3	104	15.5	8.1	11.0	17.0	86	13.9	8.1	*13.0	*20.8

H. R.	FREQUENCY (Mc)																			
	2.5					5					10					20				
	F _{om}	D _u	D _l	V _{dm}	L _{dm}	F _{om}	D _u	D _l	V _{dm}	L _{dm}	F _{om}	D _u	D _l	V _{dm}	L _{dm}	F _{om}	D _u	D _l	V _{dm}	L _{dm}
00	60	11.9	4.0	6.8	10.0	50	8.1	4.0	4.8	8.0	34	10.2	3.7	3.5	5.8	25	4.3	2.0	2.0	3.5
01	60	14.2	4.0	7.3	11.5	52	8.6	4.0	4.3	7.3	36	8.0	4.1	2.5	4.8	25	2.4	2.0	1.8	3.5
02	62	11.9	6.0	7.3	11.0	52	10.0	4.0	4.5	6.8	38	6.0	4.1	3.5	6.5	25	4.0	2.0	2.0	3.5
03	62	11.7	4.0	7.3	12.5	50	10.3	3.7	4.8	8.0	38	6.3	6.0	3.5	5.0	25	4.1	0.1	2.0	3.5
04	62	11.6	5.7	7.0	12.5	50	10.0	2.1	4.5	7.5	34	7.6	4.0	2.5	4.0	25	5.7	0.0	1.5	2.8
05	62	6.1	5.9	7.5	11.3	50	7.9	3.7	4.0	7.5	32	10.1	2.0	2.0	3.5	25	4.0	0.0	1.5	3.3
06	62	4.1	4.3	6.5	10.5	48	6.1	4.0	3.5	5.5	32	9.9	2.0	2.0	3.5	25	3.9	0.0	1.5	3.0
07	56	7.7	3.7	6.5	9.8	46	6.2	5.7	4.0	7.3	34	6.1	2.0	3.5	5.0	25	3.7	0.0	1.5	3.0
08	46	6.0	3.9	3.8	5.5	38	7.7	2.0	3.5	5.5	32	5.7	2.1	4.5	7.3	25	2.2	0.0	2.5	4.0
09	38	9.5	2.0	3.0	5.0	32	6.0	6.0	5.0	7.5	28	5.6	4.0	4.8	6.8	25	2.0	2.0	3.0	4.5
10	36	12.2	5.7	3.3	5.0	24	14.4	4.0	3.0	5.0	24	10.6	4.0	5.5	7.5	23	3.7	0.0	*2.5	*4.0
11	36	10.2	6.2	2.5	4.0	24	14.1	5.9	*2.8	*4.8	21	7.6	3.0	*7.5	*14.3	23	2.2	2.0	2.5	4.3
12	34	6.4	4.2	2.0	4.0	22	13.8	4.0	3.8	6.3	20	8.5	2.0	*6.0	*8.3	23	2.7	2.0	2.0	4.0
13	34	10.3	4.3	3.0	5.0	24	8.5	4.5	2.0	4.0	22	6.3	2.3	*5.5	*8.0	23	4.0	2.0	2.5	4.0
14	34	7.9	4.0	2.5	4.0	24	10.0	6.0	*4.0	*5.5	22	6.3	2.0	*6.0	*8.5	23	4.5	2.0	*2.8	*4.5
15	36	6.3	4.0	2.5	4.3	25	9.2	5.2	3.5	5.0	26	8.6	4.0	*8.3	*12.5	23	4.0	0.0	3.0	4.5
16	36	7.6	2.1	2.3	3.8	32	6.1	8.1	3.5	5.5	32	4.0	5.9	4.8	7.0	23	2.1	0.0	2.0	3.5
17	40	6.1	6.1	4.0	5.5	40	7.9	6.1	7.5	11.8	36	2.0	5.7	4.5	7.0	23	2.0	0.0	2.0	3.5
18	48	13.9	6.1	8.5	12.5	46	10.0	8.0	7.0	10.0	36	4.0	4.0	5.0	7.8	23	3.9	0.0	2.0	3.5
19	58	8.3	8.1	10.3	13.8	46	8.0	6.0	5.8	9.5	32	8.0	0.1	4.0	6.0	23	3.7	0.1	1.5	3.0
20	60	10.0	8.1	7.5	12.5	48	7.7	6.0	5.5	10.0	34	7.5	2.1	3.5	5.5	23	6.3	0.0	1.5	3.5
21	60	8.3	4.1	11.0	18.0	50	6.1	5.7	4.0	7.0	34	9.7	2.1	3.0	5.0	25	5.5	2.0	2.0	3.5
22	60	11.5	6.0	10.0	16.0	50	8.1	5.9	5.0	8.0	36	7.9	5.7	3.0	5.0	25	5.7	2.0	1.5	3.0
23	60	6.7	4.0	7.5	13.0	50	8.2	3.7	5.5	8.5	36	9.7	4.1	3.0	5.0	25	7.5	2.0	1.5	3.0

 * Fewer than 15 days data on power measurements and no computations made for D_u and D_l.

** Fewer than 7 days data on voltage and logarithmic measurements.

 F_{om} = median value of effective antenna noise in db above ktb.

 D_u = ratio of upper decile to median in db.

 D_l = ratio of median to lower decile in db.

 V_{dm} = median deviation of average voltage in db below mean power.

 L_{dm} = median deviation of average logarithm in db below mean power.

MONTH-HOUR VALUES OF RADIO NOISE

STATION NEW DELHI, INDIA

LAT. 28.8 N

LONG. 77.3 E

DECEMBER 1964

H. R. T- M.	FREQUENCY (Mc)																			
	.013					.051					.160					.495				
	F _{om}	D _u	D _l	V _{dm}	L _{dm}	F _{om}	D _u	D _l	V _{dm}	L _{dm}	F _{om}	D _u	D _l	V _{dm}	L _{dm}	F _{om}	D _u	D _l	V _{dm}	L _{dm}
00	158	1.7	4.0	5.5	8.0	130	4.0	11.5	* 8.5	*12.5	108	9.4	4.5	7.5	11.0	88	14.7	4.0	2.0	4.0
01	156	2.1	1.6	6.0	8.5	132	9.8	11.9	*11.3	*16.5	108	14.7	8.0	7.5	12.0	88	6.8	4.2	3.5	6.0
02	156	3.5	1.5	5.8	8.5	132	1.4	10.0	* 5.0	* 8.0	107	14.4	8.8	8.8	13.3	86	19.4	2.0	3.5	6.5
03	156	7.2	2.0	6.0	9.0	130	4.2	11.7	* 7.5	*11.0	104	9.7	6.3	8.8	12.8	86	7.0	4.0	* 4.0	* 7.0
04	156	6.0	2.0	6.5	9.5	126	6.0	8.0	*10.0	*13.0	104	7.7	6.2	8.0	12.3	86	5.1	2.1	* 5.0	* 7.0
05	156	3.9	1.7	7.0	10.0	127	15.6	9.0	11.0	15.5	107	18.8	9.9	7.0	11.5	84	14.4	4.0	*10.0	*17.5
06	156	4.6	2.0	7.8	11.3	122	6.7	4.0	* 6.5	*10.0	100	19.1	10.0	* 8.3	*12.5	78	5.9	4.2	3.0	5.0
07	154	2.3	2.0	5.5	8.0	118	4.0	4.0	* 7.0	* 9.8	92	25.9	6.1	* 8.5	*12.0	72	8.6	6.0	* 2.0	* 4.0
08	152	2.4	2.0	5.5	8.5	114	10.4	4.0	* 7.0	*10.3	92	22.0	10.0	* 5.5	*11.5	70	18.5	2.0	1.5	3.5
09	152	2.2	4.0	5.5	8.0	111	5.9	3.9	* 3.8	* 6.0	90	8.7	6.1	* 6.0	*10.5	71	9.1	3.0	* 1.5	* 3.0
10	152	2.0	2.1	6.0	8.0	114	4.0	3.1	* 5.0	* 8.0	90	10.0	4.9	* 8.0	*13.0	72	8.0	4.0	2.5	4.0
11	152	3.7	2.3	5.5	7.8	114	2.6	3.4	* 3.3	* 5.5	92	6.0	9.3			72	8.3	4.3	* 3.0	* 4.5
12	152	3.9	2.1	5.5	8.0	114	6.4	5.5	* 2.5	* 5.0	90	6.0	9.0	* 7.8	*11.8	72	10.0	4.0	* 3.0	* 5.0
13	153	1.1	6.3	6.5	8.0	114	2.7	2.7	* 5.0	* 7.8	92	5.3	6.0	* 4.5	* 7.5	72	8.7	4.0	* 3.8	* 4.8
14	154	2.2	6.3	6.5	9.5	114	1.6	2.1	* 4.0	* 6.0	87	7.6	6.2			72	3.1	4.0	* 2.5	* 4.0
15	154	3.9	2.1	7.0	9.5	113	14.3	3.0	* 5.0	* 7.0	90	6.5	8.0	*12.8	*18.0	70	6.8	2.1	* 2.5	* 4.0
16	156	2.0	2.0	6.3	8.8	112	4.5	4.0	* 4.5	* 7.0	91	18.9	5.2	*10.5	*18.0	74	11.4	4.1	4.5	6.0
17	156	2.0	2.0	5.0	7.5	116	7.1	4.0	5.8	8.5	100	10.6	8.0	7.5	11.5	78	11.0	6.0	4.5	6.0
18	156	2.0	0.0	6.0	8.5	118	5.3	3.3	7.5	10.5	104	14.3	8.3	* 7.5	*13.0	82	8.3	5.7	6.0	8.0
19	158	0.0	2.1	5.5	8.0	120	4.7	4.0	*10.0	*13.5	102	15.2	4.0	* 9.5	*14.5	84	4.2	4.0	5.0	7.5
20	158	2.0	2.0	6.0	8.5	122	7.9	5.6	8.5	12.0	110	8.3	8.0	* 9.0	*15.8	84	6.7	2.1	4.8	7.0
21	158	2.1	2.0	5.5	8.5	128	4.2	9.7	* 7.8	*12.0	108	8.9	4.9	6.5	11.0	88	4.0	6.0	3.0	5.5
22	158	2.0	2.0	5.5	8.0	128	5.7	8.0	* 5.0	* 8.3	112	8.0	6.7	* 7.5	*13.0	88	4.0	4.1	* 3.3	* 5.5
23	158	2.0	2.0	6.0	8.5	132	2.8	14.0	*12.0	*17.0	112	10.2	5.1	* 6.0	* 9.0	88	7.4	4.0	* 9.5	*13.8

H. R. T- M.	FREQUENCY (Mc)																			
	2.5					5					10					20				
	F _{om}	D _u	D _l	V _{dm}	L _{dm}	F _{om}	D _u	D _l	V _{dm}	L _{dm}	F _{om}	D _u	D _l	V _{dm}	L _{dm}	F _{om}	D _u	D _l	V _{dm}	L _{dm}
00	58	14.0	4.0	3.0	6.0	58	13.9	5.0	3.0	6.0	40	6.0	7.5	3.5	6.0	24	3.0	1.0	1.5	2.5
01	59	13.0	6.0	3.8	7.0	62	12.7	8.0	3.3	6.0	38	8.0	6.0	3.0	5.8	24	1.0	1.0	1.0	2.5
02	57	15.1	6.7	3.5	6.5	58	11.5	7.0	3.0	6.0	42	5.7	10.1	3.5	5.5	24	2.0	1.0	1.5	2.8
03	59	16.7	5.7	3.0	6.0	60	11.7	6.1	3.8	6.8	40	5.9	6.0	* 3.0	* 5.5	24	2.9	1.0	2.3	4.0
04	57	15.4	3.4	3.5	6.3	62	13.9	8.0	3.5	6.0	38	8.1	6.0	* 2.5	* 5.3	24	3.0	1.0	* 2.0	* 3.5
05	58	16.1	4.6	3.0	6.0	54	21.0	4.0	3.5	6.8	37	11.6	5.0	2.5	4.5	24	2.7	1.0	2.0	3.5
06	56	16.3	4.3	3.0	6.0	54	23.7	5.9	3.5	6.5	36	8.4	2.1	* 2.5	* 5.0	24	2.0	1.0	2.0	3.5
07	50	22.0	3.9	4.0	6.5	50	24.0	8.0	3.0	6.0	40	10.3	6.3	4.0	6.5	24	2.9	1.0	2.0	3.5
08	48	20.0	6.0	3.5	6.0	46	15.9	8.2	* 3.5	* 6.5	40	6.5	7.0	5.0	8.5	24	1.8	1.0	2.0	3.3
09	46	14.0	4.0	* 2.5	* 5.0	42	18.2	8.0	4.5	8.5	40	5.1	5.2	* 7.0	*10.0	24	3.3	1.0	2.0	3.8
10	46	14.0	4.0	* 4.5	* 8.0	40	14.3	8.0	6.0	8.0	40	2.3	8.0	* 7.0	* 9.0	24	3.3	1.0	* 2.5	* 4.0
11	44	12.7	2.7	2.0	3.5	35	17.0	3.0	* 5.0	*10.0	38	4.0	5.8	4.5	7.0	24	2.0	1.7	2.0	3.5
12	48	16.0	11.4	* 6.3	* 9.8	36	23.8	8.9	* 5.8	* 7.5	34	10.0	5.1	4.0	6.0	25	2.0	2.0	2.0	3.5
13	45	23.0	5.0	* 2.5	* 4.5	40	28.0	6.3	* 5.0	* 7.5	34	4.4	2.0	* 3.0	* 4.5	26	6.4	1.9	2.3	3.5
14	48	16.4	8.0	* 6.0	* 8.5	39	17.9	7.0	* 8.3	*12.0	36	6.2	2.0	* 3.3	* 5.3	26	6.5	2.7	* 3.0	* 4.0
15	45	10.3	5.6	* 6.3	* 9.5	45	16.5	9.0	* 3.5	* 6.0	42	2.0	7.9	* 5.0	* 7.5	30	6.9	5.1	* 2.8	* 4.8
16	45	16.9	5.2	2.5	4.0	48	11.0	6.0	* 3.5	* 7.0	42	4.0	9.6	3.3	5.5	26	3.7	2.0	2.0	3.5
17	50	20.0	6.1	3.0	5.5	55	15.2	8.6	3.5	6.3	46	8.0	6.0	* 4.0	* 5.5	25	2.0	1.1	2.3	3.8
18	56	16.0	6.3	3.0	6.0	55	21.0	9.9	3.0	5.3	46	8.1	6.1	* 2.5	* 4.5	24	2.0	1.0	1.5	2.8
19	56	14.5	5.4	2.8	5.8	56	21.2	7.9	3.0	6.0	42	4.2	4.0	* 3.0	* 5.0	24	0.9	1.0	1.5	2.5
20	58	13.6	4.4	3.0	6.0	54	22.4	4.0	3.3	6.0	44	2.1	4.0	3.5	5.8	24	1.0	1.0	1.0	2.5
21	58	14.0	4.0	2.5	6.0	59	11.8	7.0	2.8	5.3	42	4.0	7.5	3.0	5.0	24	1.0	3.0	1.3	2.5
22	56	16.0	2.8	3.0	6.0	62	12.0	10.0	2.5	5.5	38	8.0	6.0	2.5	5.5	23	1.5	2.5	1.0	2.5
23	60	12.0	7.5	3.0	6.0	60	10.0	4.7	2.8	5.5	40	5.5	7.5	3.0	5.5	24	3.0	3.0	1.0	2.5

 * Fewer than 15 days data on power measurements and no computations made for D_u and D_l.

* Fewer than 7 days data on voltage and logarithmic measurements.

 F_{om} = median value of effective antenna noise in db above ktb.

 D_u = ratio of upper decile to median in db.

 D_l = ratio of median to lower decile in db.

 V_{dm} = median deviation of overage voltage in db below mean power.

 L_{dm} = median deviation of overage logarithm in db below mean power.

MONTH-HOUR VALUES OF RADIO NOISE

STATION NEW DELHI, INDIA

LAT. 28.8 N

LONG. 77.3 E

JANUARY 1965

H.R.	FREQUENCY (Mc)																			
	.013					.051					.160					.495				
	F _{om}	D _u	D _l	V _{dm}	L _{dm}	F _{om}	D _u	D _l	V _{dm}	L _{dm}	F _{om}	D _u	D _l	V _{dm}	L _{dm}	F _{om}	D _u	D _l	V _{dm}	L _{dm}
00	158	1.5	3.5	6.8	9.5	133	4.0	4.0	9.0	12.5	108	6.0	6.0	7.8	12.0	91	7.0	3.0	4.0	6.5
01	156	3.3	2.0	7.0	9.5	133	4.0	5.3	9.0	13.0	108	9.3	7.3	7.5	12.5	92	5.3	6.0	5.0	8.0
02	156	4.0	2.0	7.0	9.8	133	6.6	5.3	9.8	13.5	106	12.0	7.5	7.0	10.5	90	7.3	4.0	4.5	6.5
03	156	4.0	1.3	7.3	10.0	132	6.3	4.3	9.5	13.0	104	11.3	6.6	7.5	10.8	90	6.0	6.0	6.3	8.8
04	156	5.6	1.7	7.3	9.5	131	5.3	4.0	9.5	13.5	104	11.3	8.4	8.8	13.0	86	9.3	4.0	4.3	6.5
05	156	4.0	2.0	7.0	9.3	131	6.0	4.0	8.8	12.0	106	12.0	9.5	8.5	15.0	85	12.8	5.0	3.5	5.0
06	156	4.0	2.0	7.0	10.0	127	9.5	4.0	8.5	12.3	101	15.8	8.2	7.0	10.5	82	10.4	8.0	3.0	4.8
07	154	4.0	2.0	6.5	9.0	123	6.0	4.0	7.5	9.5	94	9.8	11.3	5.3	8.3	78	6.6	5.3	3.5	5.5
08	152	4.0	2.0	5.8	8.3	117	11.5	2.0	5.3	7.5	92	4.0	12.0	4.0	6.5	76	8.0	6.0	3.5	5.0
09	152	4.0	2.0	5.8	8.0	117	3.3	4.0	3.5	6.5	92	7.3	6.6	4.0	6.0	77	7.0	7.0	2.5	4.5
10	152	4.0	2.0	5.5	9.5	117	5.9	4.1	5.0	7.0	94	6.4	8.0	6.3	10.0	76	6.1	6.0	3.0	5.0
11	154	2.0	4.0	7.0	9.0	117	7.5	2.0	5.5	7.5	92	8.3	8.0	3.5	5.5	80	5.1	10.0	3.0	5.0
12	154	2.1	4.0	6.0	8.5	119	6.4	4.2	5.3	7.0	94	18.0	10.6	4.5	7.5	82	4.9	12.0	3.5	5.0
13	154	2.0	4.0	6.0	8.5	119	7.9	6.0	7.0	9.3	96	14.0	9.0	6.0	10.3	76	10.0	6.0	3.5	5.5
14	154	2.0	4.0	7.0	9.5	121	8.2	7.1	7.5	9.5	92	13.4	8.0	6.8	8.3	76	8.5	4.5	4.0	5.0
15	154	4.0	2.0	6.8	8.8	118	7.9	3.0	7.5	10.0	92	10.7	10.7	6.5	7.5	74	8.0	4.0	3.8	5.0
16	156	2.0	3.3	7.0	8.0	117	11.3	2.0	8.5	11.5	96	13.1	11.2	6.5	9.0	79	10.3	7.0	3.5	5.5
17	156	2.0	2.0	6.0	8.0	122	11.6	5.0	8.5	11.5	102	11.9	9.5	7.0	10.5	84	17.8	11.3	5.0	9.0
18	157	2.3	2.3	6.0	8.0	125	11.5	8.0	8.5	12.0	108	12.2	11.4	9.5	12.5	85	19.8	7.1	5.8	7.3
19	158	3.3	3.3	6.0	8.0	125	11.3	6.0	8.5	11.5	106	12.0	11.4	7.3	10.8	86	18.5	5.7	5.0	7.5
20	158	2.0	2.0	6.0	8.3	129	7.0	6.0	8.5	10.8	108	10.0	5.9	7.0	10.0	88	10.0	4.0	5.0	6.0
21	158	2.0	2.0	5.8	9.5	131	5.3	4.0	6.5	9.5	108	8.2	7.6	7.0	10.0	88	10.0	2.0	5.5	7.8
22	158	2.0	2.0	7.0	10.0	131	8.4	4.0	8.0	10.0	112	9.9	9.9	7.0	9.5	88	13.0	4.0	5.5	6.5
23	158	2.0	2.0	7.5	10.0	133	2.0	5.3	8.0	11.5	112	7.5	8.0	7.0	11.0	91	6.3	5.0	4.5	4.5

H.R.	FREQUENCY (Mc)																			
	2.5					5					10					20				
	F _{om}	D _u	D _l	V _{dm}	L _{dm}	F _{om}	D _u	D _l	V _{dm}	L _{dm}	F _{om}	D _u	D _l	V _{dm}	L _{dm}	F _{om}	D _u	D _l	V _{dm}	L _{dm}
00	69	4.0	10.4	3.5	6.0	67	4.0	6.0	3.5	6.0	51	4.0	8.3	3.5	5.5	23	2.0	0.0	1.5	2.8
01	69	6.6	11.3	3.8	6.5	67	5.3	7.3	3.0	6.0	51	4.6	6.0	2.8	5.0	24	1.0	1.0	1.8	3.0
02	69	6.6	8.0	3.5	6.5	65	6.0	4.0	3.8	5.8	52	3.5	9.0	3.0	5.5	25			1.8	2.8
03	69	5.3	10.0	3.5	6.0	65	5.3	8.0	4.0	5.5	51	4.0	6.5	2.5	4.5	25	1.7	2.0	1.5	3.0
04	69	4.0	11.5	3.5	6.0	65	4.0	8.0	4.0	6.5	51	4.0	6.4	3.0	5.0	25			1.5	2.8
05	69	4.0	11.3	3.0	6.0	65	2.0	12.0	4.0	7.0	51	2.3	8.1	3.5	6.0	25			2.0	3.5
06	69	3.5	13.0	3.0	5.5	61	8.0	8.0	3.8	6.0	51	4.0	6.3	2.5	4.5	25	2.0	0.0	2.3	3.8
07	63	8.0	11.5	3.5	6.3	61	8.0	8.0	3.3	6.5	53	4.3	4.0	4.0	6.0	25	2.0	0.7	2.5	4.3
08	65	6.0	17.5	3.5	6.5	63	6.0	24.0	3.0	6.0	52	2.5	5.5	3.5	5.5	25	2.0	2.0	2.0	3.5
09	59	13.3	12.0	3.5	6.5	61	8.0	22.0	4.5	7.5	51	4.2	5.9	5.3	7.5	25	3.3	2.0	2.0	3.8
10	57	15.5	13.5	3.5	5.0	61	8.3	26.0	4.0	7.3	49	4.0	6.0	3.8	5.3	25	2.1	2.0	3.0	4.0
11	58	14.6	13.1	3.0	6.0	59	9.9	20.3	5.0	7.5	48	5.0	7.0	3.5	5.5	24	3.0	1.5	2.5	4.0
12	65	6.0	20.3	3.5	6.5	57	10.5	22.0	4.3	7.3	51	2.0	11.5	3.5	5.5	25	11.4	2.0	3.0	4.0
13	67	4.0	22.0	3.5	6.5	61	7.1	24.2	4.0	7.0	50	3.0	9.2	4.5	7.0	33	6.8	9.6	2.5	3.5
14	57	14.0	12.6	4.5	7.5	52	15.0	17.9	4.5	8.3	51	2.3	10.0	2.0	3.5	33	8.0	8.0	4.5	7.5
15	59	12.0	13.9	4.0	7.0	55	12.0	15.8	8.0	10.0	49	6.0	5.4	3.5	6.0	34	6.6	10.6	4.5	6.5
16	61	8.0	15.7	3.5	5.5	59	8.0	14.0	4.0	6.5	52	3.3	7.0	4.0	6.0	35	7.5	10.0	3.0	4.5
17	63	8.0	14.0	4.0	6.0	59	10.0	11.9	4.5	7.5	59	8.9	8.0	7.0	10.0	26	11.1	3.0	3.0	4.0
18	67	7.6	14.5	4.5	8.3	61	6.0	9.8	4.0	6.0	60	9.5	7.0	6.3	9.0	23	4.0	0.0	2.5	4.0
19	65	7.9	13.7	4.0	6.5	65	2.0	13.3	3.5	6.0	55	4.0	6.6	3.0	5.0	23	2.0	0.0	1.5	3.0
20	67	5.6	13.6	4.0	6.0	65	4.7	12.1	3.0	5.5	55	4.0	6.3	3.5	6.0	23	2.0	0.1	1.5	3.0
21	69	3.6	13.7	5.0	7.0	65	6.4	11.7	3.5	5.5	55	4.5	4.5	3.5	5.0	23	2.0	0.1	2.0	3.0
22	69	4.0	13.5	3.0	5.0	65	4.0	11.9	3.5	6.0	53	3.4	6.7	3.3	5.0	23	2.0	0.1	1.5	2.8
23	69	4.0	11.5	3.5	6.5	67	2.0	8.0	3.0	5.5	51	2.5	8.5	2.5	4.5	23	2.0	0.0	2.0	3.5

 * Fewer than 15 days data on power measurements and no computations made for D_u and D_l.

* Fewer than 7 days data on voltage and logarithmic measurements.

 F_{om} = median value of effective antenna noise in db above ktb.

 D_u = ratio of upper decile to median in db.

 D_l = ratio of median to lower decile in db.

 V_{dm} = median deviation of average voltage in db below mean power.

 L_{dm} = median deviation of average logarithm in db below mean power.

MONTH-HOUR VALUES OF RADIO NOISE

STATION NEW DELHI, INDIA

LAT. 28.8 N

LONG. 77.3 E

FEBRUARY 1965

H R.	FREQUENCY (Mc)																			
	.013				.051				.160				.495							
	F _{om}	D _u	D _l	V _{dm}	L _{dm}	F _{om}	D _u	D _l	V _{dm}	L _{dm}	F _{om}	D _u	D _l	V _{dm}	L _{dm}	F _{om}	D _u	D _l	V _{dm}	L _{dm}
00	159	4.0	2.2	5.5	8.5	133	9.9	4.0	7.8	10.8	109	13.7	5.7	9.5	14.5	92	11.9	6.0	5.3	8.3
01	159	4.0	3.9	6.5	9.0	132	9.1	3.0	8.0	11.5	109	10.3	6.0	9.0	12.5	91	13.5	4.0	4.8	7.5
02	157	4.0	2.3	5.8	8.8	131	7.9	3.9	7.5	11.0	108	9.1	5.2	9.0	14.5	90	12.3	4.0	4.5	7.0
03	157	4.2	2.0	6.0	9.0	133	4.0	6.0	7.0	10.0	107	11.6	6.0	9.5	14.3	90	10.2	5.9	3.0	6.0
04	157	4.1	2.0	6.5	9.5	130	8.6	3.0	7.5	11.0	105	8.6	6.3	7.5	13.0	86	10.3	3.7	2.8	4.8
05	157	2.1	3.7	6.5	9.5	129	7.6	3.7	8.5	11.0	105	11.4	7.9	*10.8	*14.8	84	12.5	4.0	3.5	6.0
06	158	1.2	3.0	5.8	8.8	125	8.3	2.0	6.3	9.3	96	18.0	7.0	* 4.0	* 6.5	78	18.0	4.3	2.5	5.0
07	153	2.2	1.9	5.0	8.5	121	8.4	2.0	3.8	5.8	93	14.0	8.0	* 9.8	*13.3	76	15.4	4.7	* 3.3	* 6.3
08	153	2.0	2.0	4.0	6.8	119	10.0	2.0	2.5	5.5	89	18.0	5.1	* 7.0	*10.5	78	11.4	5.0	2.8	4.8
09	153	2.0	2.0	4.0	6.5	119	7.4	4.0	3.5	6.5	91	16.6	7.3	* 5.8	* 8.8	76	16.7	5.4	3.0	7.3
10	153	2.0	2.0	5.5	8.3	121	8.0	6.0	3.5	7.5	92	11.6	7.0	*11.0	*20.0	76	15.8	4.9	* 5.3	* 8.3
11	153	2.0	1.5	5.5	8.5	121	4.0	5.5	5.0	7.0	92	11.0	7.0	* 6.0	*10.0	82	6.0	11.5	4.5	6.0
12	155	2.1	2.1	5.5	8.0	121	8.0	4.0	7.0	9.0	94	14.9	7.1	* 6.0	* 8.5	81	16.1	8.3	* 5.0	* 8.0
13	154	4.3	3.0	* 7.5	*10.0	121	14.4	4.0	* 8.5	*12.0	93	25.6	6.2			80	11.5	11.8	* 3.5	* 5.0
14	155	2.1	2.1	* 5.8	* 8.8	125	13.1	8.0	5.5	8.0	97	24.0	10.6	9.5	13.0	84	16.9	10.9	4.5	7.0
15	155	5.8	2.9	6.5	8.5	123	17.4	6.0	4.0	7.0	95	27.8	8.9	8.0	15.0	80	18.3	6.3	5.0	6.8
16	157	2.3	6.0	7.0	9.5	121	17.4	4.7	9.0	12.0	93	31.4	8.0	*11.8	*15.5	82	20.3	8.0	4.5	7.0
17	157	4.6	2.0	6.5	8.8	124	17.6	5.2	9.0	12.5	103	24.6	10.3	9.3	15.5	86	24.2	8.0	8.0	14.5
18	157	6.0	3.9	5.8	8.0	125	20.0	5.7	9.0	12.5	109	18.2	12.4	7.0	14.5	90	19.8	8.1	6.5	9.5
19	157	7.9	2.1	6.5	9.0	127	18.6	6.0	9.5	13.3	108	18.9	8.9	11.0	15.0	92	14.0	9.9	8.8	12.8
20	159	3.7	2.0	6.5	8.8	129	14.1	4.0	7.3	10.8	111	13.5	9.7	8.8	14.3	92	15.6	10.0	6.5	9.8
21	159	3.9	2.0	6.0	9.0	131	10.4	2.0	6.8	8.8	109	14.6	8.2	7.5	12.5	92	16.0	8.1	7.0	13.0
22	159	5.7	2.0	6.0	9.5	133	10.0	4.0	7.3	10.5	115	12.0	8.3	9.0	13.5	94	16.0	10.0	6.0	8.5
23	159	4.3	2.0	6.0	8.5	131	12.0	2.6	7.8	11.0	112	12.0	7.0	6.5	11.0	92	15.9	6.2	4.5	6.5

H R.	FREQUENCY (Mc)																			
	2.5					5					10					20				
	F _{om}	D _u	D _l	V _{dm}	L _{dm}	F _{om}	D _u	D _l	V _{dm}	L _{dm}	F _{om}	D _u	D _l	V _{dm}	L _{dm}	F _{om}	D _u	D _l	V _{dm}	L _{dm}
00	64	11.0	9.0	* 5.0	* 7.0	61	8.1	4.0	* 5.0	* 7.5	40	6.3	6.0	* 2.8	* 4.8	25	0.5	2.0	2.0	3.3
01	65	7.8	8.9	* 4.0	* 7.0	59	8.7	8.7	* 4.5	* 7.0	39	9.0	7.0	* 2.0	* 3.5	25	0.7	2.0	2.3	3.5
02	63	8.7	8.0	* 3.5	* 5.5	57	7.4	2.0	4.5	7.0	40	5.4	8.0	* 2.5	* 4.0	25	2.0	0.0	* 1.5	* 3.5
03	61	12.0	6.7	* 3.5	* 5.5	58	7.5	5.5	* 3.5	* 5.5	38	10.3	4.3	2.5	4.5	25	2.0	0.0	* 1.3	* 2.8
04	63	8.7	8.0	* 3.5	* 5.5	56	8.0	5.0	* 4.3	* 6.5	36	10.7	4.0	* 1.5	* 3.5	25	2.0	0.0	1.5	3.0
05	61	10.7	6.7	* 2.5	* 5.0	55	9.0	4.5	* 5.0	* 7.5	36	10.0	2.0	* 2.0	* 4.0	25	2.0	0.0	* 1.0	* 2.5
06	59	12.0	4.0	* 1.5	* 4.3	55	12.0	6.0	* 3.5	* 5.5	40	8.7	6.7	1.5	3.0	25	2.0	0.0	* 1.8	* 3.5
07	53	15.3	5.3	* 5.5	* 7.5	49	10.6	2.8	* 3.0	* 5.0	42	6.0	8.0	* 4.0	* 5.5	25	2.0	0.0	2.0	3.5
08	52	23.0	7.0	* 2.3	* 3.8	44	22.5	5.0			42	4.5	4.0	* 5.5	* 8.0	25	2.0	0.0	* 2.0	* 3.3
09	53	15.3	8.0	* 3.0	* 4.5	44	19.4	6.3			40	6.9	6.0	* 6.3	* 8.8	25	2.0	1.3	* 2.0	* 3.5
10	53	15.8	8.0	* 3.3	* 6.0	45	15.1	11.1	* 8.3	*12.0	38	9.3	3.3	* 6.8	*11.0	25	4.9	0.0	* 2.5	* 3.5
11	53	19.7	8.0	* 3.5	* 6.0	41	29.2	4.1	* 4.0	* 6.5	40	7.7	8.9			27	2.6	4.0	* 3.0	* 4.0
12	53	19.6	8.2	* 5.5	* 8.0	44	24.6	9.4	* 8.3	* 8.3	39	9.0	7.2	* 4.5	* 6.0	27	7.4	3.6	* 3.5	* 5.3
13	55	17.7	11.9	* 6.0	* 6.0	43	24.3	8.0	* 7.5	*10.5	36	13.7	5.7	* 5.0	* 8.0	27	8.3	2.0	* 4.3	* 5.3
14	53			* 4.5	* 5.8	51	15.7	10.6	* 4.0	* 5.5	40	8.0	8.0	* 7.5	* 9.5	31	4.0	6.0	* 4.0	* 5.0
15	53	15.1	9.1	* 4.8	* 7.8	51	16.2	12.0	* 5.5	* 7.5	42	9.1	4.0	* 5.8	* 8.8	29	6.9	4.0	* 3.8	* 5.0
16	57	13.8	9.8	* 4.5	* 6.5	54	12.8	13.6	* 7.0	* 9.5	46	6.5	3.0	* 4.8	* 7.0	27	8.0	2.0	* 3.5	* 4.8
17	61	14.5	10.5	* 6.3	* 8.5	55	12.1	6.0	* 9.0	*11.5	58	4.0	12.0	* 9.0	*13.5	27	9.9	2.0	3.8	6.0
18	63	14.3	10.0	* 7.5	* 9.8	57	12.0	8.0	* 9.5	*12.0	56	8.0	10.9	*10.5	*15.5	27	2.2	4.0	2.5	4.0
19	66	11.3	13.2	7.5	11.0	57	10.0	2.7	* 4.5	* 6.5	44	4.2	2.2	* 5.5	* 7.5	25		2.0	2.0	3.5
20	64	11.0	11.3	* 4.5	* 7.0	59	9.4	8.0	* 4.0	* 6.0	48	4.0	6.1	* 7.5	* 9.5	25	3.9	2.0	2.0	3.5
21	65	10.3	10.2	* 4.5	* 7.0	58	11.1	5.7	* 4.3	* 6.5	44	6.0	4.3	* 3.3	* 5.0	25	1.7	2.0	* 1.3	* 2.5
22	65	9.9	9.7	* 5.0	* 7.5	61	8.6	7.9	4.0	5.8	44	4.2	7.9	* 3.5	* 5.5	23	2.6	0.0	* 1.3	* 3.0
23	63	10.6	8.3	* 5.0	* 7.5	63	4.0	6.3	* 4.0	* 6.0	42	6.3	8.0	* 2.8	* 4.5	25	0.2	2.0	* 1.5	* 3.0

 * Fewer than 15 days data on power measurements and no computations made for D_u and D_l.

* Fewer than 7 days data on voltage and logarithmic measurements.

 F_{om} = median value of effective antenna noise in db above ktb.

 D_u = ratio of upper decile to median in db.

 D_l = ratio of median to lower decile in db.

 V_{dm} = median deviation of overage voltage in db below mean power.

 L_{dm} = median deviation of overage logarithm in db below mean power.

MONTH-HOUR VALUES OF RADIO NOISE

STATION OHIRA, JAPAN

LAT. 35.6 N

LONG. 140.5 E

DECEMBER 1964

H. R.	M T	FREQUENCY (Mc)																			
		.013					.051					.160					.495				
		F _{om}	D _u	D _l	V _{dm}	L _{dm}	F _{om}	D _u	D _l	V _{dm}	L _{dm}	F _{om}	D _u	D _l	V _{dm}	L _{dm}	F _{om}	D _u	D _l	V _{dm}	L _{dm}
00		156	4.0	2.0	*10.0	*15.0	134	4.0	2.0	*12.5	*19.0	114	6.5	9.1	*9.8	*16.8	90	8.8	6.5	*9.8	*16.0
01		158	1.3	4.0	12.0	17.5	134	4.0	2.0	*12.8	*18.5	113	6.5	9.0	*10.5	*17.0	90	8.6	6.6	*7.8	*13.0
02		156	4.0	2.0	*9.0	*13.0	136	4.0	2.0	12.5	19.5	114	3.5	11.1	*10.0	*16.5	91	6.3	7.9	*9.8	*15.3
03		158	2.0	4.0	*11.8	*17.3	136	4.0	6.0	*12.0	*18.3	112	6.5	7.1	*12.5	*19.5	90	7.3	9.3	*17.0	*24.5
04		158	3.5	4.0	12.0	19.0	136	2.0	7.5	*12.0	*18.5	112	3.3	9.3	*10.0	*16.0	88	7.2	11.5	*10.0	*18.0
05		158	2.0	2.0	*12.0	*17.0	134	4.0	4.0	*13.8	*21.3	108	8.0	7.3	*14.3	*21.0	82	13.5	8.0	*12.8	*20.8
06		158	2.0	2.0	*12.0	*17.3	126	8.0	4.0	*15.0	*22.0	96	18.0	7.7	*15.5	*20.0	73	17.0	9.7	*9.3	*15.0
07		154	3.3	2.0	11.0	17.0	121	14.3	4.3	*12.8	*19.5	88	23.7	5.7	*4.5	*8.0	65	22.5	3.0		
08		156	2.0	4.0	14.0	19.0	118	11.0	8.0	*14.3	*19.0	88	16.0	10.0	*11.5	*19.0	68	10.0	6.0	*1.0	*4.0
09		156	3.5	2.0	13.0	20.0	119	9.0	9.0	*12.0	*19.5	88	19.5	10.5	*10.5	*18.0	65	23.1	7.4	*1.0	*3.5
10		156	3.9	6.9	*13.0	*19.5	120	8.0	4.0	*15.0	*22.0	85	11.0	7.7	*15.0	*21.0	67	13.3	6.4	*3.0	*5.5
11		156	2.0	2.5	*16.5	*23.0	120	8.3	4.0	*16.0	*23.5	87	13.7	9.3	*16.0	*21.3	65	10.6	7.0	*12.5	*16.0
12		156	2.0	3.7	15.0	20.5	120	9.7	4.1	*15.0	*22.0	87	12.1	10.0	*15.8	*22.0	65	11.7	5.0	*4.8	*7.3
13		156	2.0	2.0	16.5	21.0	120	6.0	6.0	*13.5	*20.0	88	10.2	10.8	*6.5	*7.0	70	14.4	8.0	*7.5	*10.3
14		156	2.0	2.0	13.0	19.0	120	5.7	5.6	*17.3	*23.0	86	11.8	8.8	*14.5	*21.3	65	12.5	6.7	*7.8	*14.3
15		157	2.7	3.0	12.5	18.5	118	8.0	8.0	*11.5	*16.5	89	19.5	8.1	*13.5	*18.0	69	12.2	10.6	*5.8	*10.5
16		156	2.1	2.0	11.5	18.0	120	7.5	10.0	*15.8	*21.5	92	12.0	11.0	*10.5	*17.0	74	10.0	8.2	*7.5	*12.5
17		156	2.0	2.0	10.5	17.0	124	4.0	5.1	12.5	19.0	100	9.5	9.0	*12.5	*19.5	82	6.7	5.7	*10.8	*15.5
18		158	1.1	3.1	11.5	17.3	128	4.0	3.3	11.5	18.0	102	8.0	4.1	12.5	19.5	86	7.1	6.0	*11.0	*20.0
19		158	2.0	2.0	12.0	17.5	130	4.0	4.0	12.0	18.5	106	5.6	5.0	*11.5	*17.5	88	6.5	4.0	*6.3	*11.8
20		158	2.0	2.0	*11.0	*16.0	132	2.0	5.0	*11.5	*17.8	109	5.1	7.5	9.5	16.5	90	5.9	6.1	*13.0	*19.0
21		156	3.3	2.0	10.8	17.5	132	5.3	2.0	11.0	19.0	110	7.3	5.3	*8.5	*15.3	92	7.0	7.3	*7.0	*11.5
22		156	3.3	2.0	10.0	15.0	133	5.0	3.0	12.0	17.5	111	7.8	4.8	*8.8	*14.5	91	9.1	5.5	8.8	14.0
23		156	2.0	2.0	12.0	17.0	134	5.3	4.0	12.5	19.5	113	6.3	7.0	*10.0	*16.3	91	8.1	6.3	*8.0	*14.0

H. R.	M T	FREQUENCY (Mc)																			
		2.5					5					10					20				
		F _{om}	D _u	D _l	V _{dm}	L _{dm}	F _{om}	D _u	D _l	V _{dm}	L _{dm}	F _{om}	D _u	D _l	V _{dm}	L _{dm}	F _{om}	D _u	D _l	V _{dm}	L _{dm}
00		60	4.6	6.0	*11.0	*17.0	56	5.0	5.1	*4.5	*6.8	32	13.4	4.0	*4.0	*7.0	21	0.0	0.0	*1.0	*3.0
01		58	10.0	5.3	*5.0	*9.0	56	4.6	3.1	*2.0	*4.5	39	16.3	11.0	*4.5	*6.5	21	0.0	0.0	*1.0	*3.0
02		58	8.5	10.0	*5.5	*10.0	57	5.7	4.0	*4.0	*6.0	36	12.1	8.0	*3.0	*5.0	21	0.1	0.0	*1.3	*3.0
03		58	9.9	4.2	*5.8	*10.3	71	4.0	9.1			36	10.6	8.0	*4.0	*6.8	21	0.0	0.0	*1.0	*2.5
04		56	12.1	6.0	*7.5	*11.0	69	6.0	10.0	*8.0	*14.5	32	10.0	2.0			21	0.1	0.0	*0.5	*2.5
05		56	10.2	4.2	*10.0	*14.0	67	9.6	10.6	*8.3	*13.3	32	6.2	3.9	*3.0	*4.5	21	2.0	0.0	*1.8	*3.5
06		56	11.7	9.3			59	11.0	5.5			36	6.5	4.5	*3.0	*6.0	23	0.0	2.0	*1.5	*2.5
07		51	11.2	4.9			66	5.0	21.3	*7.5	*12.5	52	8.8	22.8	*3.5	*7.3	23	2.0	2.0	*1.0	*3.0
08		44	16.0	4.3	*6.0	*9.8	53	6.1	4.0	*13.0	*16.3	40	20.9	14.0	*5.5	*8.3	23	2.0	0.2	*1.5	*3.0
09		44	6.1	2.1	*6.8	*10.3	39	12.0	4.0	*7.5	*10.5	37	18.8	16.2	*2.3	*5.0	23	2.2	0.2	1.5	3.0
10		44			*7.5	*10.0	38	9.1	6.6	*7.5	*11.3	43	8.7	10.7	*2.0	*5.5	25	0.9	2.0	*1.0	*3.0
11		42	2.9	2.9	*5.5	*8.5	37	6.7	6.7	*5.5	*9.3	44	4.0	10.6	*1.8	*5.0	23	4.0	2.0	*2.0	*3.5
12		42	6.0	4.0	*9.0	*12.5	36	9.1	5.0	7.5	10.5	44	4.2	10.1	*3.0	*6.5	23	2.3	2.0	1.5	3.5
13		42	6.0	2.0	*7.0	*10.3	39	9.9	5.9	*5.5	*8.5	45	7.0	11.0	2.8	5.8	23	2.1	2.0	1.0	3.0
14		42	7.7	2.1	*7.5	*11.0	45	14.0	5.1	*5.5	*10.0	46	8.0	9.5	*4.0	*6.0	23	2.0	1.9	*0.5	*3.0
15		44	7.9	3.7	6.0	9.0	61	4.0	10.0	*4.8	*9.3	54	6.0	16.7	*4.5	*7.5	23	2.0	0.0	1.5	3.0
16		46	8.2	4.0	7.5	11.3	63	6.2	6.6	*8.0	*13.0	53	7.9	23.9	*3.0	*7.0	23	0.1	0.1	0.8	3.0
17		52	5.1	5.1	*4.5	*7.5	65	4.0	7.5	*7.5	*13.3	54	6.0	16.4	*2.8	*6.8	23	0.0	2.0	1.3	3.0
18		54	7.6	2.1	*5.0	*8.5	65	5.9	24.7	*7.0	*11.0	50	11.7	17.8	*3.0	*6.8	23	2.0	0.0	1.0	3.5
19		57	9.0	3.0	*5.0	*8.5	63	6.0	5.3	7.5	12.5	46	14.1	18.1	3.3	5.8	21	2.0	0.1	2.0	3.5
20		56	8.0	4.0	*7.8	*12.0	67	2.0	25.7	*6.3	*9.5	44	6.1	10.1	*3.5	*6.5	21	2.0	0.0	*1.8	*2.8
21		60	6.3	7.7	*6.5	*10.5	67	4.0	8.0	*5.5	*10.5	39	10.4	7.0	*3.0	*5.0	21	0.0	0.1	1.0	3.0
22		60	9.7	9.9	*7.0	*11.5	53	6.2	2.2	5.5	9.5	32	14.5	4.0	*1.8	*3.8	21	0.0	0.1	1.0	2.5
23		60	6.3	4.3	*6.0	*11.0	53	7.9	2.3	2.8	5.8	34	12.5	4.5	*1.5	*3.5	21	0.0	2.0	1.5	3.0

* Fewer than 15 days data on power measurements and no computations made for D_u and D_l.

** Fewer than 7 days data on voltage and logarithmic measurements.

F_{om} = median value of effective antenna noise in db above ktb.

D_u = ratio of upper decile to median in db.

D_l = ratio of median to lower decile in db.

V_{dm} = median deviation of average voltage in db below mean power.

L_{dm} = median deviation of average logarithm in db below mean power.

MONTH-HOUR VALUES OF RADIO NOISE

STATION OHIRA, JAPAN

LAT. 35.6 N

LONG. 140.5 E

JANUARY 1965

H. R. TIME	FREQUENCY (Mc)																			
	.013					.051					.160					.495				
	F _{9m}	D _U	D _L	V _{dm}	L _{dm}	F _{9m}	D _U	D _L	V _{dm}	L _{dm}	F _{9m}	D _U	D _L	V _{dm}	L _{dm}	F _{9m}	D _U	D _L	V _{dm}	L _{dm}
00	155	4.0	4.0	* 8.3	*12.5	132	7.5	5.5	*10.0	*20.5	113	5.0	6.0	*10.3	*15.0	88	11.3	4.0		
01	155	6.0	4.0	*12.0	*17.0	132	6.0	4.0	*10.5	*16.0	112	7.0	5.0	* 9.8	*16.0	90	7.5	4.0	* 8.5	*12.5
02	156	5.0	3.0	* 9.0	*13.8	134	5.3	6.0	*15.5	*22.3	111	10.0	5.5	*10.0	*16.3	90	8.0	7.3		
03	155	5.3	3.3	*12.0	*17.0	132	6.0	4.0	*11.5	*17.0	111	10.0	7.3	*12.0	*19.5	86	11.3	6.0		
04	155	5.3	3.3	*11.8	*17.5	132	5.6	6.0	*13.0	*18.3	109	6.0	7.5	*14.3	*21.0	86	5.5	10.0		
05	157	2.0	3.5	*12.0	*17.5	132	5.5	5.5	*13.8	*20.0	106	9.0	6.3	* 9.5	*15.3	80	12.0	6.0	* 5.0	* 8.0
06	157	2.0	4.0	*12.3	*18.3	124	8.1	5.7			95	15.5	6.0	* 8.5	*14.5	70	13.5	7.7		
07	153	4.0	2.0	*12.0	*17.5	120	6.3	8.6	*12.5	*19.0	87	16.2	10.0	* 5.5	* 8.0	64	18.3	2.0		
08	153	4.0	4.0	*14.5	*20.5	114	20.3	6.3	*12.3	*19.3	85	22.3	9.9	* 7.0	*11.0	66	24.1	5.9	*16.0	*27.0
09	155	4.1	4.0	*14.0	*20.0	112	18.2	4.2			88	19.1	11.1			66	22.6	4.3		
10	155	5.3	4.0	*11.8	*18.3	118	14.0	10.3	*15.5	*23.0	87	24.0	13.9			70	14.0	10.0		
11	155	4.0	5.3	*15.0	*21.5	118	14.0	8.0	*15.5	*22.0	87	18.7	13.4			70	14.1	10.0	* 5.0	* 6.5
12	155	3.6	5.6	*15.0	*21.5	118	10.2	8.0	*14.5	*21.5	81	26.6	8.3	* 5.5	* 7.5	62	24.8	2.0	* 3.5	* 5.5
13	155	2.0	4.0	*15.5	18.5	118	11.3	5.7	*11.8	*18.5	81	21.0	8.0	*14.0	*24.0	66	16.1	6.0		
14	155	2.1	6.1	*15.0	*21.3	117	11.5	7.0	*16.0	*22.0	81	21.9	8.4	*13.5	*24.0	66	10.1	6.2	*10.3	*16.3
15	157	2.0	6.0	*10.5	*15.8	114	14.1	6.0	* 9.5	*14.5	85	20.4	9.5	*16.3	*26.5	70	16.0	8.0	* 9.0	*11.5
16	155	4.0	4.1	10.5	16.0	114	16.0	8.0	*10.3	*13.8	89	23.8	9.5	*15.0	*27.0	72	19.5	6.0	*13.5	*25.0
17	155	4.0	4.0	*10.0	*20.0	118	17.0	10.0	*13.3	*18.5	95	15.7	8.0	*11.0	*17.0	80	12.0	6.0	*11.8	*19.0
18	156	6.0	3.1	10.3	15.3	126	11.0	7.5	12.0	17.5	101	13.3	6.0	*12.5	*20.0	84	11.1	4.0	* 8.5	*13.5
19	156	4.3	3.0	10.8	16.0	128	9.5	4.0	*11.5	*16.5	105	8.2	8.0	* 6.5	*11.0	85	11.1	5.0	* 8.3	*14.0
20	156	3.0	3.0	*10.0	*15.5	130	8.0	4.0	*11.5	*17.0	106	9.0	7.0	* 8.8	*13.5	88	6.0	6.0	* 7.0	*10.0
21	155	5.3	2.0	*10.8	*16.0	130	11.0	3.5	*12.0	*18.0	109	8.6	6.0	* 9.5	*15.8	88	9.3	4.0	* 8.0	*13.5
22	155	4.6	2.0	*10.5	*16.0	130	8.0	4.0	*10.8	*15.8	109	6.0	5.3	* 8.5	*14.5	88	13.0	6.0	*11.5	*18.0
23	155	5.3	4.0	10.5	15.0	131	9.0	4.3	*12.0	*16.5	111	9.3	6.0	* 8.8	*14.5	88	11.3	4.0	* 7.5	*12.5

H. R. TIME	FREQUENCY (Mc)																			
	2.5					5					10					20				
	F _{9m}	D _U	D _L	V _{dm}	L _{dm}	F _{9m}	D _U	D _L	V _{dm}	L _{dm}	F _{9m}	D _U	D _L	V _{dm}	L _{dm}	F _{9m}	D _U	D _L	V _{dm}	L _{dm}
00	58	13.9	6.0	* 9.0	* 5.5	56	10.6	6.8	* 4.0	* 6.5	33	12.7	4.0	* 1.0	* 2.0	22	2.0	2.1	* 1.0	* 3.0
01	60	8.3	10.3	* 7.8	*10.8	54	4.5	4.0	* 5.0	* 6.5	31	21.0	4.0	* 2.0	* 2.5	22	2.0	3.9	* 1.3	* 3.3
02	60	8.3	10.0	* 6.8	* 8.3	56	4.0	2.0	* 3.0	* 4.5	35	14.0	7.1	* 2.0	* 4.0	22	2.0	2.0	* 0.5	* 2.5
03	60	8.0	10.3	* 8.5	* 9.5	70	4.1	6.0	* 5.3	* 6.3	36	19.0	7.0			22	2.0	2.0	* 2.0	* 3.0
04	58	10.6	7.8	* 8.8	*13.5	68	4.3	9.1	* 4.5	* 3.5	33	8.0	6.0	* 7.8	*10.3	24			* 1.8	* 3.0
05	57	11.0	7.0	* 8.0	*13.0	65	7.0	18.2	* 8.5	*13.0	33	4.0	3.3	* 4.0	* 5.5	24			* 1.0	* 2.8
06	56	13.1	8.0	* 5.0	* 7.0	60	6.0	6.0	*11.0	*16.5	33	10.1	2.0	* 5.3	* 7.3	24	2.0	2.0	* 2.3	* 3.8
07	54	9.1	10.0	*10.8	*13.3	63	8.0	7.5	* 6.3	*10.8	57	15.7	22.1	* 4.5	*10.0	24	2.0	2.0	* 1.5	* 3.5
08	44	12.7	4.0			52	9.5	11.5	*12.0	*20.0	43	27.5	8.0	* 3.0	* 5.0	24	2.0	2.0	* 1.5	* 3.0
09	44	9.1	4.0	* 6.5	* 9.5	40	14.2	7.1			41	21.3	6.0	* 4.8	* 8.0	24	2.0	2.0	* 2.0	* 3.5
10	42	4.6	4.3			38					52			* 3.0	* 6.5	24	3.9	2.1	* 2.0	* 3.0
11	44	8.6	6.0			37	14.7	5.1			38	16.7	5.1	* 5.5	* 8.0	24	2.0	2.0	* 2.5	* 3.5
12	42	4.0	4.0	* 7.5	*10.0	36	16.3	4.3	* 8.3	*11.0	46	9.0	11.0	* 2.3	* 4.0	24	2.0	2.0	* 2.5	* 4.5
13	42	5.5	4.0	* 7.5	*10.5	38	13.1	7.1			46	8.6	11.1	* 2.5	* 4.0	24	2.0	2.0	* 3.0	* 4.3
14	42	9.1	4.0	* 7.8	* 7.8	42	8.0	8.0	* 3.5	* 7.5	47	7.9	14.4	* 3.0	* 6.3	24	2.0	2.0	* 2.5	* 4.3
15	42	6.0	4.6	* 5.8	* 8.5	50	10.2	8.0	* 4.0	* 8.0	53	8.0	16.0	* 3.3	* 5.3	24	2.0	2.0	3.0	4.5
16	48	9.2	10.2	* 6.8	*10.5	60	6.0	8.2	* 5.0	* 8.5	55	8.8	18.3	4.0	7.0	24	2.3	2.0	2.0	3.5
17	50	12.7	6.7	*10.5	*15.0	64	6.1	5.9	* 8.5	*13.5	57	8.6	20.3	* 2.5	* 5.5	22	4.0	2.0	* 2.0	* 3.5
18	54	11.9	8.0	* 6.0	*10.0	65	5.0	9.5	* 8.3	*13.5	53	14.0	18.7	* 7.3	*16.0	22	2.0	2.0	* 2.0	* 3.8
19	56	10.2	4.2	*10.0	*13.0	60	6.0	5.0	* 9.0	*13.3	51	10.7	16.7	* 4.5	* 7.3	22	5.5	2.0	* 2.0	* 3.0
20	56	12.6	6.0	* 7.5	* 9.8	62	6.3	7.7	* 6.0	*10.0	49	16.9	14.9			22	2.0	2.0	* 4.0	* 6.0
21	56	12.0	4.0	* 5.0	* 8.5	64	4.0	9.5	*12.0	*16.8	40	17.6	7.0			22	2.0	4.0	1.5	3.0
22	58	10.3	6.6	* 8.3	*10.3	51	7.0	5.0	* 5.5	* 8.5	36	16.7	5.0	* 3.0	* 5.5	22	2.0	2.0	* 2.0	* 4.5
23	60	9.4	6.7	* 8.0	*10.8	54	6.0	4.5	* 7.3	*10.0	33	21.5	4.0	* 1.5	* 3.0	22	2.0	3.7	* 4.5	* 3.5

* Fewer than 15 days data on power measurements and no computations made for D_U and D_L.

** Fewer than 7 days data on voltage and logarithmic measurements.

F_{9m} = median value of effective antenna noise in db above ktb.

D_U = ratio of upper decile to median in db.

D_L = ratio of median to lower decile in db.

V_{dm} = median deviation of average voltage in db below mean power.

L_{dm} = median deviation of average logarithm in db below mean power.

MONTH-HOUR VALUES OF RADIO NOISE

STATION DHIRA, JAPAN

LAT. 35.6 N

LONG. 140.5 E

FEBRUARY 1965

H. R. T.	FREQUENCY (Mc)																			
	.013					.051					.160					.495				
	F _{am}	D _u	D _L	V _{dm}	L _{dm}	F _{am}	D _u	D _L	V _{dm}	L _{dm}	F _{am}	D _u	D _L	V _{dm}	L _{dm}	F _{am}	D _u	D _L	V _{dm}	L _{dm}
00	156	2.0	2.0	*10.5	*16.5	132	4.1	4.0	*12.0	*18.0	111	6.0	5.6	*10.3	*16.8	86	12.0	4.0	* 8.5	13.0
01	156	3.6	0.1	*10.8	*16.0	132	5.8	4.0	*10.3	*16.3	111	5.6	5.6	* 9.5	*15.0	88	8.9	5.6	* 6.3	*10.3
02	158	1.7	2.1	10.5	15.5	134	2.3	6.0	*11.0	*15.8	111	6.2	6.0	*10.5	*17.0	87	9.1	4.6	* 7.5	*12.0
03	156	4.1	0.1	10.8	15.5	132	7.7	4.0	*12.0	*17.5	109	12.1	5.6	9.0	14.8	86	14.0	4.0	* 9.8	*15.0
04	158	3.2	2.0	*11.5	*16.8	132	5.7	3.7	*11.5	*18.0	107	13.3	5.6	* 8.5	*13.3	84	15.7	4.0	* 8.5	*14.0
05	156	3.7	1.6	*12.5	*17.5	132	4.0	5.7	*13.5	*19.5	105	10.0	7.7	*10.8	*17.3	80	22.7	5.7	* 8.5	*13.5
06	156	2.2	2.0	11.5	16.5	124	14.1	2.1	*13.5	*19.3	94	25.0	3.1	*11.8	*14.0	72	21.3	7.7	* 7.3	* 9.8
07	152	4.1	2.0	10.8	16.5	118	14.3	2.1	12.0	15.5	87	24.0	9.7	* 6.5	* 8.0	70	10.3	8.0		
08	153	3.4	1.2	12.5	18.0	110	19.4	8.0	*11.0	*16.5	83	12.7	6.0			70	14.1	4.0		
09	154	4.5	2.0	*14.5	*20.5	110	22.6	5.3	*16.3	*18.8	81	17.0	4.0	* 3.0	* 7.0	68	19.7	8.8	* 3.0	* 8.5
10	156	3.4	4.0	*14.0	*20.5	116	10.0	6.0	*13.0	*21.0	82	14.9	5.0	* 7.8	*11.0	72	15.7	6.0	* 4.0	* 9.0
11	154	8.3	3.1	*13.5	*20.0	116	21.4	6.0	*14.0	*21.0	81	33.9	4.5	* 2.0	* 5.5	70	22.9	5.0	* 6.0	* 8.5
12	154	4.6	2.2	15.0	21.5	116	19.3	4.0	*15.0	*20.5	83	26.5	6.1	* 9.0	*15.3	70	14.3	8.0	*13.0	*15.5
13	154	4.3	3.7	14.0	20.5	118	11.8	5.5	*13.5	*19.0	83	20.3	6.0	* 2.3	* 2.8	72	14.3	10.0	*10.3	*16.0
14	154	4.1	2.0	*13.5	*18.3	118	9.4	3.8	10.3	16.8	83	20.4	6.0	*11.8	*15.3	72	11.5	7.7	*12.0	*15.5
15	156	4.0	2.0	*12.5	*18.8	116	12.0	6.0	* 9.5	*15.5	83	17.9	6.0	*12.0	*16.5	72	9.7	9.6	*12.0	*13.8
16	156	2.1	2.1	10.3	15.5	110	18.1	2.0	*12.5	*16.0	83	22.3	6.0	* 8.8	* 9.8	72	14.0	5.9	*11.0	*16.0
17	156	2.1	2.1	9.5	14.5	117	12.4	8.7	*10.0	*14.5	87	17.5	6.0	* 9.5	*13.5	78	14.8	6.0	* 1.5	0.0
18	156	2.1	2.0	9.0	14.0	124	4.1	6.0	*11.0	*16.5	97	17.1	7.6	*11.8	*15.3	82	15.4	5.6	* 9.0	*13.5
19	158	1.8	2.0	8.8	14.0	128	7.4	4.1	9.0	14.3	101	11.7	8.2	*10.0	*15.0	84	9.6	7.3	* 6.0	* 9.0
20	158	2.1	2.0	11.0	16.0	130	6.1	3.8	8.5	13.5	105	11.4	7.2	* 7.5	*11.5	84	13.3	4.3	* 7.3	*11.3
21	158	0.1	2.4	11.0	16.5	130	6.1	4.1	* 9.5	*14.8	105	11.9	3.7	9.8	14.8	86	11.7	5.8	* 5.8	*10.3
22	158	2.1	3.6	10.0	15.0	130	5.7	2.0	10.5	16.5	107	9.4	3.6	9.5	15.0	87	10.7	3.0	* 9.8	*15.8
23	156	2.0	0.1	10.5	16.0	132	3.6	4.0	11.0	17.0	109	8.1	4.1	10.0	15.5	87	5.1	5.0	* 5.0	* 9.8

H. R. T.	FREQUENCY (Mc)																			
	2.5					5					10					20				
	F _{am}	D _u	D _L	V _{dm}	L _{dm}	F _{am}	D _u	D _L	V _{dm}	L _{dm}	F _{am}	D _u	D _L	V _{dm}	L _{dm}	F _{am}	D _u	D _L	V _{dm}	L _{dm}
00	60	11.8	9.7	* 4.0	* 7.0	58	6.0	6.0	* 4.5	* 7.0	37	19.4	5.9	* 5.0	* 7.0	21	2.0	0.1	* 2.0	* 3.5
01	54	22.6	7.3	* 5.8	* 9.3	58	5.0	21.5	* 2.5	* 4.8	37	20.7	10.3	* 3.0	* 5.0	21	2.0	0.0	* 2.0	* 3.5
02	56	3.3	7.3	* 5.5	* 9.0	56	12.0	7.1	* 4.0	* 7.0	38	15.3	6.0	* 7.5	*11.5	23	0.0	2.3	2.0	3.0
03	56	20.3	4.6			70	5.9	6.8	* 8.5	*11.8	35	17.9	5.0	* 3.5	* 5.8	23	0.0	4.0	* 1.8	* 3.0
04	54	16.0	12.0	* 9.5	*13.5	66	10.3	4.6	* 9.5	*13.5	32	4.9	1.7	* 4.5	* 6.5	23	0.0	2.0	* 1.0	* 2.5
05	53	17.6	6.8	* 7.3	*10.5	65	5.5	8.9	* 5.5	* 8.8	32	2.0	4.0	* 1.0	* 3.0	23	0.0	0.5	1.8	3.0
06	54	16.0	13.5			58	7.1	4.0	*12.0	*16.0	33			* 3.8	* 5.8	23	0.0	2.0	1.5	3.0
07	46	16.6	4.0	* 5.0	* 7.8	54	11.0	17.0	*10.5	*15.5	42	23.5	12.0			23	1.1	2.0	* 2.3	* 3.8
08	44	6.0	5.7			48					48	22.3	20.0	* 2.5	* 5.8	23	3.1	3.1	* 1.5	* 3.0
09	42	9.9	3.5	* 7.0	* 9.5	38	8.8	4.0	* 5.3	* 8.0	36	27.7	4.1	* 2.3	* 3.5	23			* 1.3	* 3.0
10	* 40			* 8.5	*12.0	* 35			* 4.3	* 6.8	* 32					23	3.7	2.0	* 2.0	* 4.0
11	* 41			* 6.5	* 8.8	36	15.9	6.0	* 5.0	* 7.5	34	18.3	4.0	* 4.5	* 7.0	23	3.1	1.1	* 1.5	* 3.5
12	42	2.5	6.0	* 7.0	*10.0	34	4.0	4.0	* 4.8	* 7.3	* 32			* 4.0	* 7.0	25	2.0	2.6	* 2.5	* 4.0
13	42	6.0	2.0	6.3	9.5	34	12.9	4.0	* 5.0	* 7.0	32	16.3	8.0	* 2.3	* 4.8	24	3.0	3.0	2.5	4.5
14	42	4.0	4.0	* 5.0	* 7.5	36	14.2	4.2			48	6.6	13.9	* 2.0	* 4.5	23	2.3	2.3	2.0	3.5
15	42	6.9	6.0	* 5.0	* 7.0	44	10.4	10.0	* 2.0	* 4.0	50	10.0	22.2	* 4.3	* 8.0	23	2.0	2.0	2.0	4.0
16	42	11.0	7.5	* 5.3	* 7.5	* 55			* 6.0	* 9.5	58	4.3	26.3	* 5.8	*10.3	23	2.0	2.0	* 1.5	* 3.3
17	46	14.9	5.7	* 5.0	* 7.8	60	10.0	13.1	* 6.5	*12.0	58	8.9	21.5	* 2.3	* 5.8	23	0.0	2.0	* 1.5	* 3.3
18	50	14.6	5.3	* 8.5	*12.3	62	8.7	5.4	* 7.5	*10.8	48	22.0	15.0	* 3.5	* 7.0	21	2.5	0.0	* 0.5	* 2.0
19	56	18.4	3.7	* 5.5	* 8.5	63	3.9	12.5	* 6.0	*10.5	48	15.8	12.9	4.0	9.0	21	2.0	0.0	* 1.5	* 3.3
20	59	8.0	8.9	* 8.5	*13.0	66	2.7	8.0	* 7.3	*10.5	38	25.2	9.6	* 9.0	*12.0	21	2.0	2.0	1.5	3.0
21	60	9.5	9.5	* 5.0	* 9.5	66	6.0	12.1	*11.0	*17.5	44	15.5	11.0	* 8.8	*14.5	21	2.0	0.2	* 0.5	* 2.5
22	63	9.2	7.1	*11.5	*16.5	56	4.1	4.6	* 5.8	* 8.0	40	12.4	8.1	* 5.5	* 9.0	21	0.1	1.7	* 1.5	3.0
23	62	8.0	17.2	* 7.0	*11.0	56	6.0	4.0	* 3.5	* 5.0	40	12.0	10.0	* 2.8	* 5.3	21	2.0	2.0	1.3	3.0

* Fewer than 15 days data on power measurements and no computations made for D_u and D_L.

* Fewer than 7 days data on voltage and logarithmic measurements.

F_{am} = median value of effective antenna noise in db above ktb.

D_u = ratio of upper decile to median in db.

D_L = ratio of median to lower decile in db.

V_{dm} = median deviation of average voltage in db below mean power.

L_{dm} = median deviation of average logarithm in db below mean power.

MONTH-HOUR VALUES OF RADIO NOISE

STATION PRETORIA, S. AFR.

LAT. 25.8 S

LONG. 28.3 E

DECEMBER 1964

H R T Y P	FREQUENCY (Mc)																			
	.013					.051					.160					.495				
	F _{am}	D _u	D _l	V _{dm}	L _{dm}	F _{am}	D _u	D _l	V _{dm}	L _{dm}	F _{am}	D _u	D _l	V _{dm}	L _{dm}	F _{am}	D _u	D _l	V _{dm}	L _{dm}
00	*163					*139					*115					*100				
01	*162					*137					*113					*98				
02	*162					*137					*114					*98				
03	*163					*137					*114					*96				
04	*161					*135					*110					*90				
05	*159					*130					*98					*65				
06	*158					*129					*94					*69				
07	*157					*127					*94					*61				
08	*159					*126					*95					*63				
09	*161					*129					*96					*62				
10	*158					*128					*98					*70				
11	*159					*133					*110					*86				
12	*165					*140					*116					*96				
13	*169					*143					*120					*100				
14	*171					*145					*124					*104				
15	*171					*147					*122					*102				
16	*171					*145					*124					*104				
17	*171					*145					*126					*106				
18	*169					*142					*122					*98				
19	*165					*143					*122					*104				
20	*169					*147					*124					*103				
21	*167					*144					*122					*104				
22	*167					*143					*120					*102				
23	*165					*140					*116					*102				

H R T Y P	FREQUENCY (Mc)																			
	2.5					5					10					20				
	F _{am}	D _u	D _l	V _{dm}	L _{dm}	F _{am}	D _u	D _l	V _{dm}	L _{dm}	F _{am}	D _u	D _l	V _{dm}	L _{dm}	F _{am}	D _u	D _l	V _{dm}	L _{dm}
00	*76					*67					*45					*26				
01	*76					*67					*47					*25				
02	*66					*65					*46					*25				
03	*70					*65					*44					*25				
04	*75					*66					*40					*26				
05	*70					*70					*46					*25				
06	*68					*57					*44					*27				
07	*62					*60					*42					*27				
08	*50					*46					*36					*25				
09	*46					*46					*37					*27				
10	*48					*44					*40					*27				
11	*50					*46					*43					*29				
12	*51					*50					*44					*32				
13	*58					*54					*48					*33				
14	*67					*56					*50					*34				
15	*64					*58					*53					*33				
16	*72					*62					*54					*35				
17	*73					*66					*56					*33				
18	*73					*72					*57					*32				
19	*76					*72					*56					*30				
20	*79					*74					*56					*32				
21	*82					*72					*54					*29				
22	*80					*70					*53					*27				
23	*78					*72					*44					*27				

* Fewer than 15 days data on power measurements and no computations made for D_u and D_l.

* Fewer than 7 days data on voltage and logarithmic measurements.

F_{am} = median value of effective antenna noise in db above ktb.

D_u = ratio of upper decile to median in db.

D_l = ratio of median to lower decile in db.

V_{dm} = median deviation of average voltage in db below mean power.

L_{dm} = median deviation of average logarithm in db below mean power.

MONTH-HOUR VALUES OF RADIO NOISE

STATION PRETORIA, S. AFR.

LAT. 25.8 S

LONG. 28.3 E

JANUARY 1965

H. R.	FREQUENCY (Mc)																				
	.013					.051					.160					.495					
	F _{om}	D _u	D _l	V _{dm}	L _{dm}	F _{om}	D _u	D _l	V _{dm}	L _{dm}	F _{om}	D _u	D _l	V _{dm}	L _{dm}	F _{om}	D _u	D _l	V _{dm}	L _{dm}	
00	160	5.1	15.5			138	4.2	15.8			120	4.0	7.9			100	6.0	4.0			
01	160	4.9	4.5			136	7.9	7.1			118	8.7	4.0			100	6.9	4.0			
02	159	4.2	4.7			136	6.6	6.8			116	8.8	4.2			98	8.4	2.0			
03	157	5.9	3.9			135	7.4	8.9			116	10.8	6.0			98	10.6	5.9			
04	156	5.2	4.9			134	4.2	16.7			114	9.9	6.0			96	9.9	6.3			
05	155	4.2	19.3			128	8.0	12.8			104	16.2	13.6			88	10.6	20.6			
06	152	3.2	18.2			126	2.6	8.8			97	16.7	18.9			* 68					
07	151	5.9	8.9			126	4.3	16.6			97	16.3	19.2			* 74					
08	*155					*126					* 94					* 72					
09	*151					*122					* 92					* 76					
10	*155					*123					* 97					* 84					
11	153	8.0	8.0			130	8.3	12.3			*104					* 84					
12	*159					*136					*116					* 89					
13	*163					*140					*122					* 98					
14	*165					*144					*126					* 96					
15	*165					*143					*126					* 97					
16	*169					*146					*128					*100					
17	*167					*144					*128					*106					
18	*166					*144					*127					*102					
19	*163					142	10.0	4.0			*123					*100					
20	*163					*142					*122					102	14.0	6.3			
21	163	8.3	2.3			*140					124	12.3	6.6		*104						
22	163	15.4	4.0			140	4.6	6.0			124	6.0	8.3		102	32.3	4.3				
23	161	4.0	2.0			140	2.3	8.0			120	6.0	4.6		104	4.3	8.0				

H. R.	FREQUENCY (Mc)																				
	2.5					5					10					20					
	F _{om}	D _u	D _l	V _{dm}	L _{dm}	F _{om}	D _u	D _l	V _{dm}	L _{dm}	F _{om}	D _u	D _l	V _{dm}	L _{dm}	F _{om}	D _u	D _l	V _{dm}	L _{dm}	
00	74	4.1	7.8			61	4.1	5.7			44	4.0	6.3			21	1.9	3.9			
01	72	6.6	4.4			61	4.3	5.9			42	6.1	5.7			20	5.1	2.9			
02	72	4.8	4.3			59	5.7	2.1			39	11.8	5.0			21	2.0	3.9			
03	70	8.0	4.2			59	4.1	5.7			40	8.1	7.9			21	2.5	2.0			
04	70	8.5	6.0			57	8.1	2.2			36	8.0	4.0			21	2.0	2.0			
05	68	7.7	11.5			57	4.0	4.0			38	11.9	4.0			21	5.7	4.0			
06	56	13.8	8.4			51	6.1	7.7			42	4.0	5.9			21	2.0	4.0			
07	48	12.3	4.3			45	10.1	7.9			38	6.1	4.0			21	2.0	4.1			
08	46	7.8	5.8			39	10.8	4.0			38	6.0	6.0			20	3.0	3.0			
09	* 44					* 36					35	5.0	4.6			21	2.1	3.7			
10	44	7.5	2.0			37	4.9	6.9			34	4.0	3.5			23	13.1	4.0			
11	46	17.4	4.5			39	8.6	10.0			36	6.3	6.3			27	26.8	8.0			
12	54	17.1	10.0			43	8.0	10.0			38	6.7	2.7			28	24.8	5.9			
13	58	16.0	12.9			47	14.2	13.1			42	9.1	3.1			29	10.4	6.0			
14	68	10.0	22.0			53	15.0	13.0			46	10.0	4.0			27	11.0	3.5			
15	68	14.0	18.4			55	13.5	14.0			50	6.0	6.0			29	13.0	5.6			
16	73	10.3	18.7			61	6.1	8.3			52	3.5	4.0			29	4.3	4.0			
17	72	6.1	9.9			61	6.0	4.0			53	2.9	3.0			32	3.4	7.3			
18	76	6.0	8.0			65	7.3	4.0			52	4.0	2.0			29	5.1	5.1			
19	78	6.0	4.7			67	4.3	4.3			52	4.9	2.0			26	7.5	5.0			
20	78	6.0	4.5			67	9.7	4.0			50	8.3	2.0			23	6.3	2.0			
21	76	5.9	5.7			65	6.0	6.0			48	6.0	2.1			21	4.8	2.1			
22	75	5.0	6.0			63	7.7	6.1			44	10.7	2.7			21	4.7	4.7			
23	74	6.6	6.0			61	8.0	3.9			42	6.3	4.3			19	4.0	0.0			

* Fewer than 15 days data on power measurements and no computations made for D_u and D_l.

* Fewer than 7 days data on voltage and logarithmic measurements.

F_{om} = median value of effective antenna noise in db above ktb.

D_u = ratio of upper decile to median in db.

D_l = ratio of median to lower decile in db.

V_{dm} = median deviation of average voltage in db below mean power.

L_{dm} = median deviation of average logarithm in db below mean power.

MONTH-HOUR VALUES OF RADIO NOISE

STATION PRETRDRIA, S. AFR.

LAT. 25.8 S

LONG. 28.3 E

FEBRUARY 1965

H. R. S. T.	FREQUENCY (Mc)																			
	.013					.051					.160					.495				
	F _{om}	D _u	D _ℓ	V _{dm}	L _{dm}	F _{om}	D _u	D _ℓ	V _{dm}	L _{dm}	F _{om}	D _u	D _ℓ	V _{dm}	L _{dm}	F _{om}	D _u	D _ℓ	V _{dm}	L _{dm}
00	*158					*138					*120					*100				
01	*157					*138					*116					*98				
02	*156					*136					*116					*98				
03	*156					*136					*114					*96				
04	*155					*132					*112					*94				
05	*155					*130					*104					*78				
06	*153					*126					*90					*60				
07	*151					*122					*94					*60				
08	*152					*124					*91					*60				
09	*150					*122					*93					*60				
10	*152					*118					*88					*60				
11	*151					*124					*90					*60				
12	*154					*130					*100					*68				
13	*158					*136					*112					*88				
14	*162					*142					*122					*97				
15	*165					*142					*118					*98				
16	*164					*140					*120					*101				
17	*165					*138					*120					*98				
18	*165					*138					*118					*96				
19	*163					*138					*118					*100				
20	*160					*140					*120					*104				
21	*160					*138					*120					*104				
22	*159					*138					*118					*102				
23	*160					*138					*120					*103				

H. R. S. T.	FREQUENCY (Mc)																			
	2.5					5					10					20				
	F _{om}	D _u	D _ℓ	V _{dm}	L _{dm}	F _{om}	D _u	D _ℓ	V _{dm}	L _{dm}	F _{om}	D _u	D _ℓ	V _{dm}	L _{dm}	F _{om}	D _u	D _ℓ	V _{dm}	L _{dm}
00	69	8.1	6.0			55	10.1	4.0			42	4.2	6.1			21	7.4	4.0		
01	68	8.7	6.6			57	3.9	6.4			42	2.1	5.6			21	2.1	3.7		
02	69	6.2	6.1			56	3.0	6.8			38	7.8	5.7			21	5.6	5.6		
03	69	6.1	8.1			55	5.9	6.0			36	6.1	5.6			21	3.7	2.0		
04	69	5.6	7.6			55	5.7	6.3			33	8.7	3.1			20	3.2	3.0		
05	67	5.7	6.1			55	3.9	9.6			34	5.7	4.0			19	5.7	2.0		
06	55	9.7	5.7			51	6.4	10.1			39	3.1	4.6			19	5.6	2.0		
07	45	10.4	4.1			42	9.3	9.0			37	5.2	3.2			20	3.4	3.0		
08	43	10.0	4.9			37	13.0	8.0			35	10.8	5.9			21	5.9	3.6		
09	39	7.5	4.3			33	15.5	8.0			30	8.9	6.0			21	6.5	2.0		
10	41	2.3	6.0			29	8.9	4.5			30	8.5	8.5			23	8.0	4.5		
11	41	8.0	2.3			29	13.8	4.0			30	10.8	6.0			27	12.3	6.3		
12	43	8.6	4.0			29	14.3	2.2			34	8.0	6.2			35	10.0	12.3		
13	47	20.3	6.1			37	16.9	10.0			38	6.3	4.0			27	10.0	4.0		
14	57	25.6	17.9			47	21.7	13.9			42	10.0	16.8			29	11.1	4.3		
15	61	27.3	18.0			50	20.4	15.0			45	14.4	7.5			31	14.0	6.2		
16	65	22.0	19.9			55	19.2	15.7			48	10.3	5.7			31	11.7	7.7		
17	69	11.9	16.0			57	6.3	13.6			48	6.1	4.0			31	7.7	6.0		
18	71	6.1	9.7			57	8.0	8.3			48	4.2	3.9			27	8.1	4.2		
19	73	10.0	4.3			60	8.0	8.0			48	6.1	3.9			25	5.1	4.3		
20	73	6.3	6.0			59	8.6	8.3			46	10.6	2.3			21	16.6	4.0		
21	71	6.3	4.1			58	13.2	7.1			44	15.6	4.0			21	29.0	4.0		
22	70	10.4	5.0			57	17.2	5.7			44	16.2	4.1			21	18.3	4.0		
23	69	9.7	4.1			55	7.7	3.6			42	5.7	6.0			21	7.6	3.7		

 * Fewer than 15 days data on power measurements and no computations made for D_u and D_ℓ.

* Fewer than 7 days data on voltage and logarithmic measurements.

 F_{om} = median value of effective antenna noise in db above ktb.

 D_u = ratio of upper decile to median in db.

 D_ℓ = ratio of median to lower decile in db.

 V_{dm} = median deviation of average voltage in db below mean power.

 L_{dm} = median deviation of average logarithm in db below mean power.

MONTH-HOUR VALUES OF RADIO NOISE

STATION 5A0 JOSE, BRAZIL

LAT. 23.3 S

LONG. 45.8 W

DECEMBER 1964

H. R.	FREQUENCY (Mc)																			
	.051					.113					.246					.545				
	F _{om}	D _u	D _l	V _{dm}	L _{dm}	F _{om}	D _u	D _l	V _{dm}	L _{dm}	F _{om}	D _u	D _l	V _{dm}	L _{dm}	F _{om}	D _u	D _l	V _{dm}	L _{dm}
00	139	6.3	8.3	6.3	9.8	120	8.1	6.3	6.0	9.5	106	5.7	8.0	7.0	10.8	91	6.3	6.0	4.0	7.0
01	139	8.0	7.1	8.0	11.5	118	10.0	5.9	* 5.3	* 8.8	104	6.1	6.1	* 5.0	* 8.0	91	6.1	6.1	* 4.5	* 7.5
02	138	8.0	8.0	6.3	11.3	118	8.9	7.5	5.0	10.0	102	7.9	6.1	5.0	8.8	89	8.0	5.7	* 4.3	* 7.8
03	136	10.0	8.0	6.8	11.8	116	10.0	5.7	6.5	11.0	100	8.1	5.7	5.5	9.3	87	7.9	6.1	5.0	8.0
04	136	9.1	6.0	7.0	11.8	116	8.9	7.7	* 6.0	* 10.8	98	10.0	4.1	6.0	10.8	87	7.5	8.1	* 4.8	* 8.8
05	132	8.0	8.0	* 8.5	* 13.5	104	8.0	9.5	* 11.0	* 16.0	78	13.9	3.7	* 8.0	* 12.0	84	5.2	13.0	* 7.5	* 13.0
06	128	8.0	9.3	8.0	13.0	98	11.8	6.1	* 9.5	* 15.0	78	7.5	4.0	* 7.0	* 9.5	85	9.7	13.2	* 8.0	* 12.5
07	123	9.0	6.3	7.3	12.0	100	13.4	7.9	8.5	13.0	78	10.0	3.7	* 8.0	* 11.0	91	4.3	7.6	* 6.8	* 12.0
08	124	8.0	6.0	7.8	12.0	98	8.0	9.0	* 7.5	* 12.5	78	6.3	4.3	* 6.0	* 11.5	89	4.0	8.3	* 5.3	* 8.8
09	124	10.0	5.9	9.5	13.8	100	7.5	11.1	* 9.8	* 14.8	78	5.3	5.3	* 8.5	* 12.0	87	6.0	8.2	* 4.5	* 7.5
10	128	9.7	8.1	9.0	10.5	102	12.6	8.0	* 9.0	* 14.5	80	11.7	6.0	* 8.5	* 11.8	91	4.3	2.3	4.5	7.0
11	131	9.4	7.0	8.5	15.0	106	16.0	8.0	* 9.8	* 15.0	84	18.7	8.7	* 13.5	* 21.5	91	10.5	4.5	* 8.8	* 15.3
12	136	10.2	12.2	8.3	12.3	114	21.1	20.0	* 13.0	* 20.5	91	28.0	17.5	* 13.8	* 22.3	93	17.3	8.0	* 10.0	* 16.0
13	140	10.2	13.6	8.8	13.8	120	12.7	19.4	* 14.8	* 20.8	94	31.4	17.9	* 14.5	* 23.0	93	17.0	6.7	* 5.8	* 11.8
14	142	12.1	15.6	9.5	14.5	122	16.5	26.0	11.0	18.0	103	19.9	29.9	* 13.8	* 20.0	93	17.9	5.9	* 10.0	* 15.5
15	142	13.5	13.0	9.0	12.0	123	14.9	24.7	10.5	16.5	104	18.7	30.7	* 12.5	* 21.0	95	12.6	10.9	* 10.0	* 15.5
16	144	8.0	13.9	9.0	14.5	122	12.0	20.0	* 10.0	* 15.5	102	16.3	24.4	* 11.5	* 18.0	91	13.9	8.1	* 6.5	* 10.8
17	144	6.0	13.3	9.0	15.0	123	11.3	19.4	* 11.0	* 18.5	104	12.6	25.2	* 11.5	* 17.5	89	12.2	8.0	* 8.0	* 13.5
18	143	5.0	14.3	* 8.5	* 14.0	122	8.7	22.0	* 12.8	* 20.3	100	12.8	29.9	* 10.0	* 18.3	91	11.7	10.1	7.0	11.0
19	142	5.1	10.0	7.5	12.5	122	7.9	13.8	* 8.0	* 12.3	106	8.2	15.5	* 8.3	* 14.8	93	4.1	8.1	5.5	9.5
20	142	3.1	10.2	6.5	11.0	122	6.0	8.4	7.0	11.5	106	6.1	11.7	7.0	14.5	95	4.0	8.0	4.8	9.8
21	140	5.1	5.1	6.5	10.8	122	6.0	8.1	5.0	8.0	106	6.1	8.1	6.8	11.0	93	4.0	7.7	4.5	7.5
22	140	6.0	6.0	5.3	9.3	120	8.0	8.1	* 5.3	* 8.8	104	4.0	8.1	9.5	15.5	93	5.7	7.9	* 3.5	* 6.0
23	140	6.0	7.1	7.0	11.5	122	6.1	8.1	4.5	8.5	106	6.0	7.7	* 7.5	* 14.0	91	6.1	5.7	* 5.5	* 9.3

H. R.	FREQUENCY (Mc)																			
	2.5					5					10					20				
	F _{om}	D _u	D _l	V _{dm}	L _{dm}	F _{om}	D _u	D _l	V _{dm}	L _{dm}	F _{om}	D _u	D _l	V _{dm}	L _{dm}	F _{om}	D _u	D _l	V _{dm}	L _{dm}
00	68	5.3	9.3	6.0	11.0	61	6.0	9.8	6.0	10.0	45	6.0	4.0	6.0	10.0	25	5.3	2.0	* 3.0	* 5.3
01	67	6.3	10.3	6.0	11.3	59	5.3	9.8	6.0	10.0	43	9.3	6.0	6.0	9.5	25	6.0	2.0	2.3	4.0
02	66	7.3	9.3	7.0	12.0	57	6.0	7.3	5.0	9.8	43	9.3	8.0	5.5	8.0	25	3.3	2.0	* 1.8	* 3.5
03	66	7.3	8.0	6.0	10.5	57	6.0	8.0	6.0	10.8	43	7.3	9.3	5.5	9.5	25	3.3	2.0	2.0	4.0
04	66	7.5	11.0	8.0	14.0	57	6.0	10.0	7.0	12.0	43	6.0	8.0	4.0	6.5	25	2.0	2.0	1.5	3.5
05	62	8.0	12.0	7.5	12.5	59	6.1	13.8	6.0	11.5	45	4.0	11.5	5.5	8.0	25	4.0	2.0	* 1.8	* 3.5
06	54	6.0	9.5	6.0	11.0	55	2.0	15.0	* 5.8	* 10.3	45	4.0	8.0	4.0	6.5	25	3.5	0.0	2.0	4.0
07	44	8.0	8.0	* 6.0	* 11.0	47	5.5	10.0	* 6.0	* 11.0	41	6.0	8.0	5.3	8.8	27	1.3	2.0	* 3.0	* 5.3
08	38	6.0	9.5	* 7.8	* 12.3	43	5.9	10.1	5.0	10.0	37	4.0	10.4	7.5	12.5	27	4.1	2.1	* 2.8	* 5.3
09	36	12.0	6.3	6.5	8.5	37	4.0	6.7	* 5.0	* 10.5	33	8.9	6.6	* 6.5	* 10.0	26	5.0	1.0	2.8	5.3
10	36	11.2	5.3	* 6.0	* 8.8	35	6.1	5.9	* 6.5	* 9.8	37	4.0	8.2	* 7.5	* 11.5	27	6.1	2.0	* 2.8	* 4.5
11	39	11.1	5.2	* 10.5	* 15.0	35	8.2	8.0	* 9.0	* 14.0	37	4.2	6.6	6.5	10.3	29	3.9	4.0	3.0	5.5
12	38	22.0	9.6	* 9.8	* 15.3	37	13.5	7.5	* 7.0	* 11.5	39	6.0	11.3	7.0	11.5	27	6.6	2.0	* 3.0	* 5.5
13	44	32.0	10.1	* 6.5	* 9.3	42	11.9	11.5	* 7.0	* 12.0	42	7.9	13.5	* 5.8	* 8.5	27	13.3	2.0	* 3.5	* 5.0
14	46	31.7	12.8	7.0	11.0	43	22.3	18.0	6.5	10.5	43	8.3	14.0	* 7.0	* 11.0	29	12.6	2.3	4.0	6.0
15	52	24.0	22.0	* 7.0	* 12.0	47	13.9	16.2	* 5.5	* 9.0	47	6.9	14.9	4.8	7.5	31	8.7	4.0	4.5	6.8
16	52	22.3	13.1	* 8.5	* 14.5	51	11.0	11.0	* 5.3	* 9.0	48	5.0	10.8	5.0	8.5	33	7.7	5.9	* 3.0	* 5.5
17	58	13.5	14.1	6.8	11.5	59	6.3	14.4	* 5.8	* 9.0	51	3.5	10.4	5.3	8.5	33	7.7	3.7	* 4.0	* 6.5
18	66	6.0	18.4	6.8	11.3	61	3.5	7.0	6.0	8.5	49	4.0	7.0	5.0	8.5	31	9.3	4.0	3.5	5.8
19	72	2.0	15.3	4.8	8.8	63	2.0	11.8	3.5	7.0	49	4.0	5.3	4.8	8.0	27	10.0	3.3	3.0	5.0
20	70	4.0	10.6	5.5	9.0	63	4.0	7.0	4.3	7.5	47	6.0	4.0	4.0	8.0	27	7.3	2.0	3.0	5.5
21	70	4.0	10.6	5.5	10.0	62	5.0	7.6	* 6.0	* 10.5	47	5.3	6.0	5.0	8.5	25	6.0	2.0	2.5	4.5
22	68	4.0	10.6	5.5	10.0	61	6.6	7.3	* 4.5	* 8.5	45	8.0	3.3	5.5	9.5	25	5.8	2.0	2.5	4.5
23	68	4.0	10.6	6.0	11.0	63	5.3	10.0	* 6.0	* 10.0	45	6.0	4.0	5.0	8.5	25	4.0	2.0	2.5	4.0

* Fewer than 15 days data on power measurements and no computations made for D_u and D_l.

* Fewer than 7 days data on voltage and logarithmic measurements.

F_{om} = median value of effective antenna noise in db above ktb.

D_u = ratio of upper decile to median in db.

D_l = ratio of median to lower decile in db.

V_{dm} = median deviation of overage voltage in db below mean power.

L_{dm} = median deviation of overage logarithm in db below mean power.

MONTH-HOUR VALUES OF RADIO NOISE

STATION SAO JOSE, BRAZIL

LAT. 23.3 S

LONG. 45.8 W

JANUARY 1965

H.R. T.	FREQUENCY (Mc)																			
	.051					.113					.246					.545				
	F _{om}	D _u	D _l	V _{dm}	L _{dm}	F _{om}	D _u	D _l	V _{dm}	L _{dm}	F _{om}	D _u	D _l	V _{dm}	L _{dm}	F _{om}	D _u	D _l	V _{dm}	L _{dm}
00	139	2.0	8.0	9.0	15.0	119	4.5	5.5	7.5	13.3	106	5.1	7.1	10.5	17.5	90	3.5	8.0	6.5	11.5
01	137	4.0	8.0	9.5	15.5	119	5.1	6.5	11.5	17.0	104	6.0	6.0	11.0	16.0	88	4.0	7.1	* 5.5	*10.8
02	135	6.0	8.2	11.0	17.0	117	8.0	7.1	10.5	16.5	104	* 0	8.0	11.0	17.0	88	4.0	4.0	6.3	11.3
03	135	6.0	7.1	11.5	17.0	117	6.0	6.6	11.0	17.0	102	6.0	7.1	10.8	17.3	86	5.1	4.0	8.0	13.5
04	135	6.0	9.2	10.8	17.3	116	6.1	9.2	10.8	17.5	102	4.0	9.1	10.0	18.0	86	4.0	8.6	* 7.5	*12.5
05	133	5.1	14.0	12.3	17.8	111	6.0	15.1	11.3	17.0	88	6.2	10.0	*12.5	*19.5	84	6.0	8.0	* 6.0	*13.0
06	125	8.2	8.0	11.0	16.5	99	12.0	8.0	13.5	18.5	80	12.0	3.1	10.5	14.0	86	4.0	10.0	* 5.8	*11.0
07	123	10.0	7.3	12.5	17.0	101	10.0	12.0	*12.0	*18.0	80	13.1	3.1	11.0	15.5	90	3.1	9.1	* 5.5	*10.0
08	123	10.0	9.0	8.0	12.5	99	11.8	8.1	*12.5	*19.5	79	13.5	3.0	*10.0	*15.5	86	5.5	10.5		
09	123	8.0	8.0	7.5	11.5	100	14.7	8.6	*10.5	*15.3	82	15.4	5.7	*11.5	*16.0	88	2.0	8.0	* 6.5	*11.5
10	123	10.1	6.1	9.0	12.5	103	12.4	10.0	11.3	16.3	84	18.3	8.0	* 8.8	*12.5	88	5.0	6.6	* 6.3	*10.5
11	129	12.0	10.0	12.3	17.5	103	22.5	7.4	*13.5	*20.0	88	18.6	6.3	*13.3	*18.0	88	6.1	10.0	* 5.0	*10.0
12	133	11.5	11.0	11.5	16.5	111	18.0	9.1	12.0	17.5	96	23.9	16.0	* 8.0	*12.0	92	15.5	12.0	* 8.0	*12.0
13	141	10.0	10.0	11.0	14.5	121	8.3	16.6	*13.0	*20.0	106	18.0	22.7	*12.0	*16.0	92	17.9	8.6	* 6.0	*13.0
14	137	10.1	10.7	*10.0	*15.0	123	14.7	14.7	11.5	16.0	110	16.3	26.0	11.0	15.0	93	18.7	11.2	* 7.5	*12.0
15	142	12.3	9.0	11.3	17.5	123	16.0	14.0	*11.5	*17.5	114	11.3	27.3	11.3	17.3	95	14.3	8.3	* 6.5	*12.0
16	144	6.8	9.9	10.5	16.0	127	12.3	18.3	* 7.8	*11.3	113	13.0	27.5	*10.5	*14.0	92	14.1	15.5	* 6.5	*11.5
17	143	6.0	10.0	12.5	18.0	124	8.5	13.5	11.5	17.0	108	11.3	20.0	11.3	17.3	89	13.8	10.8	* 6.5	*11.0
18	141	6.0	10.0	13.0	18.5	121	10.0	12.0	10.3	17.0	104	11.3	11.3	11.0	17.5	90	9.1	8.2	6.5	12.0
19	141	9.1	11.1	9.5	15.0	123	9.3	11.3	9.0	15.0	108	7.3	9.3	8.3	14.8	92	4.0	10.0	7.0	12.0
20	139	6.0	8.0	11.0	17.0	121	7.1	9.1	9.8	15.8	106	8.0	8.0	9.0	16.5	90	5.5	6.2	6.5	10.5
21	139	4.0	10.0	10.5	16.5	122	5.0	9.0	9.0	15.3	108	6.0	9.3	9.0	16.5	92	4.0	10.2	* 7.5	*12.3
22	139	5.1	7.1	9.5	16.0	122	5.0	10.1	8.5	15.0	108	6.0	8.0	9.0	17.0	90	4.5	9.2	6.0	10.8
23	137	6.0	4.0	10.5	17.5	121	4.0	9.1	9.0	15.5	106	6.0	7.1	10.5	16.8	90	4.0	10.2	6.5	12.0

H.R. T.	FREQUENCY (Mc)																			
	2.5					5					10					20				
	F _{om}	D _u	D _l	V _{dm}	L _{dm}	F _{om}	D _u	D _l	V _{dm}	L _{dm}	F _{om}	D _u	D _l	V _{dm}	L _{dm}	F _{om}	D _u	D _l	V _{dm}	L _{dm}
00	71	7.1	5.1	6.5	10.0	61	9.1	13.1	* 4.5	* 7.8	41	10.0	7.1	4.5	8.0	25	5.3	2.0	2.0	4.0
01	71	6.0	6.0	6.0	8.5	51	17.1	9.1	5.5	8.5	39	11.1	6.0	5.5	8.5	25	5.3	2.0	2.3	4.3
02	69	7.1	4.0	6.0	10.0	55	12.0	13.3	5.8	9.0	39	10.0	6.0	6.3	10.0	25	4.0	2.0	2.0	3.5
03	69	7.1	5.1	6.5	11.5	53	13.1	12.0	5.5	10.0	37	10.0	4.0	4.5	7.0	25	3.3	2.0	* 2.0	* 3.3
04	69	8.0	6.0	7.0	10.8	51	16.0	10.0	6.0	10.0	37	10.0	4.0	6.0	9.0	25	2.0	2.0	2.0	3.8
05	67	8.0	9.1	7.0	11.5	55	10.0	15.3	6.5	11.0	39	9.1	6.0	6.0	9.0	25	5.3	2.0	2.0	3.5
06	59	8.0	8.0	5.5	9.0	51	12.0	12.0	* 6.0	*10.0	39	9.1	4.0	5.0	7.5	26	7.6	1.0	* 2.8	* 4.5
07	51	8.0	6.0	6.8	10.0	45	12.2	12.0	* 5.5	* 9.5	39	8.2	8.0	5.5	7.8	27	8.6	2.0	* 2.0	* 4.0
08	47	8.4	6.0	* 6.5	* 9.3	39	11.9	7.9	* 5.3	* 8.3	35	4.3	6.0	* 6.5	*12.0	27	2.6	2.0	2.5	4.5
09	45	10.5	6.5	* 2.5	* 4.0	41	4.0	9.9	* 5.5	*10.5	33	5.5	7.5	* 7.8	*11.5	25	5.7	2.0	3.0	5.0
10	43	9.5	4.0	* 5.8	* 8.3	37	6.0	7.5	* 6.0	* 8.8	31	8.0	7.9	* 7.5	*11.5	25	4.9	2.0	* 3.5	* 5.8
11	48	8.0	9.0	*12.5	*15.5	36	10.4	9.0	* 8.5	*14.3	33	7.7	6.0	* 7.0	*12.0	25	12.2	2.0	* 4.3	* 7.0
12	49	25.0	13.5	*11.0	*14.5	39	19.6	9.7	* 9.0	*13.0	35	10.0	7.5	* 5.3	* 8.8	27	26.7	4.0	* 3.8	* 4.8
13	55	24.0	17.5	*12.3	*18.0	41	17.9	8.3	* 7.0	*11.5	39	11.7	6.0	* 7.0	*10.3	29	17.9	3.9	* 4.0	* 7.5
14	59	23.4	13.4			45	19.4	10.7	*12.8	*17.0	40	7.0	6.9	* 6.8	*10.0	29	14.0	4.0	* 5.8	* 8.0
15	63	21.5	21.5	* 8.3	*14.0	51	15.7	13.7	* 9.8	*14.0	45	6.0	10.6	* 7.3	*11.0	33	9.1	6.0	* 5.0	* 7.0
16	70	11.9	21.6			53	16.6	8.3	* 5.8	* 9.3	47	6.4	8.0	5.5	8.0	33	7.7	6.0	* 8.8	*14.0
17	69	12.6	13.3	* 6.5	*11.5	58	10.7	8.6	6.0	9.3	47	7.3	6.0	5.0	8.5	13	6.0	4.0	* 4.5	* 6.5
18	73	8.6	10.0	* 5.8	13.0	62	8.3	11.0	* 4.5	* 7.5	46	5.8	5.5	5.0	8.0	31	7.3	2.0	5.0	7.0
19	75	8.0	6.0	5.5	11.0	62	9.0	12.3	* 5.5	* 8.0	45	8.0	6.0	5.0	8.0	29	6.0	5.5	4.3	6.0
20	77	6.0	8.0	5.5	9.8	67	7.1	14.0	5.0	7.5	45	7.1	6.0	5.0	7.5	27	9.3	4.0	3.0	5.3
21	77	4.0	10.0	5.8	10.0	61	12.0	10.0	* 5.0	* 8.5	43	9.5	6.0	5.3	8.0	27	5.3	4.0	3.8	5.5
22	73	7.1	5.1	6.0	9.5	61	11.3	12.0	* 4.0	* 7.0	41	10.0	7.1	5.0	8.0	25	5.3	2.0	2.5	4.0
23	73	6.0	6.0	* 7.5	*12.0	59	13.1	8.0	5.0	8.5	41	10.0	8.0	5.0	8.5	25	2.0	2.0	2.0	4.0

* Fewer than 15 days data on power measurements and no computations made for D_u and D_l.

* Fewer than 7 days data on voltage and logarithmic measurements.

F_{om} = median value of effective antenna noise in db above ktb.

D_u = ratio of upper decile to median in db.

D_l = ratio of median to lower decile in db.

V_{dm} = median deviation of average voltage in db below mean power.

L_{dm} = median deviation of average logarithm in db below mean power.

MONTH-HOUR VALUES OF RADIO NOISE

STATION SAD JOSE, BRAZIL

LAT. 23.3 S

LONG. 45.8 W

FEBRUARY 1965

H R T	FREQUENCY (Mc)																			
	.051					.113					.246					.545				
	F _{am}	D _u	D _ℓ	V _{dm}	L _{dm}	F _{am}	D _u	D _ℓ	V _{dm}	L _{dm}	F _{am}	D _u	D _ℓ	V _{dm}	L _{dm}	F _{am}	D _u	D _ℓ	V _{dm}	L _{dm}
00	138	4.1	5.7	8.0	13.0	118	5.6	4.0	6.0	12.0	110	5.7	4.0	5.5	11.0	89	4.1	2.1	* 5.0	* 9.0
01	138	4.1	5.6	8.5	15.0	119	3.1	5.1	7.0	12.5	108	6.0	3.6	6.0	11.3	89	4.0	4.0	5.0	9.0
02	138	4.1	5.8	8.5	15.0	118	4.1	4.1	6.8	12.8	108	6.1	4.1	5.5	11.0	87	6.0	4.1	4.5	8.8
03	137	5.0	5.1	8.8	15.3	117	5.1	5.0	6.0	11.8	107	5.1	5.1	7.0	13.5	87	4.1	5.7	5.5	11.5
04	137	5.0	8.3	7.8	15.0	116	5.6	4.1	7.5	14.0	106	5.7	7.7	5.5	11.0	87	5.6	4.1	4.0	7.5
05	136	5.7	7.5	10.0	16.0	114	6.1	10.0	* 7.8	*14.3	98	11.5	9.9	* 6.0	*12.5	83	4.0	10.1	* 6.5	*10.0
06	130	3.7	5.9	* 9.8	*16.3	98	9.9	6.3	* 8.0	*13.3	82	7.7	3.9	6.0	11.0	83	7.9	12.5	* 5.0	* 9.0
07	128	4.3	9.1	9.3	16.0	100	7.9	7.9	* 9.3	*14.8	82	6.0	2.0	* 5.3	* 8.8	84	3.5	11.5	* 5.0	*10.3
08	126	4.5	6.0	* 9.5	*15.5	100	8.5	6.5	* 8.0	*13.0	82	7.4	2.5	* 5.5	*11.0	83	4.5	10.0	* 5.3	*11.5
09	128	6.0	5.2	9.0	15.0	100	4.6	10.3	* 8.0	*13.0	82	8.0	4.0	* 3.5	* 7.0	85	5.3	8.6	* 5.3	*11.0
10	130	6.0	7.3	* 9.5	*15.0	100	8.9	6.0	* 6.0	*12.3	80	11.2	2.0	* 6.0	* 9.8	84	5.0	7.0	* 6.5	* 7.5
11	129	6.6	7.0	10.5	17.0	100	10.0	6.0	* 7.5	*12.8	82	14.0	4.1	* 9.0	*12.8	85	2.1	8.0	* 5.5	* 9.0
12	134	5.6	7.6	9.0	15.0	107	9.1	11.0	* 7.0	*12.0	90	10.9	11.8	*11.0	*17.0	85	6.2	8.0	* 4.0	* 9.0
13	138	6.2	7.9	9.3	14.5	109	8.4	7.0	9.0	14.5	96	10.7	13.4	*12.5	*20.5	85	6.7	6.7	5.0	10.5
14	138	6.3	4.3	8.3	12.5	114	10.2	9.0	* 9.8	*14.8	100	11.4	11.8	*12.0	*16.8	86	15.7	9.3	* 6.5	*15.0
15	140	6.1	6.0	* 8.5	*14.5	116	11.5	9.5	* 7.8	*12.8	104	19.1	18.0	* 8.5	*14.8	87	13.4	4.0	7.5	15.0
16	142	7.6	6.1	8.8	14.0	118	12.1	11.7	10.3	17.0	106	16.0	17.7	11.0	16.8	87	10.4	4.4	* 8.3	*13.8
17	140	9.6	5.6	8.8	14.5	118	13.7	8.1	12.5	18.5	104	16.0	13.6	*12.0	*17.0	83	13.9	8.3	8.0	13.0
18	140	7.7	6.0	9.0	14.5	116	11.5	7.7	10.0	17.0	104	12.1	7.7	8.0	14.5	85	10.3	2.1	6.0	12.0
19	140	6.1	4.1	8.5	14.0	118	7.6	5.7	7.0	14.0	110	6.0	6.1	7.5	13.3	89	6.1	4.1	5.0	9.5
20	140	4.1	4.0	7.5	13.8	118	6.0	4.0	6.8	11.5	111	3.1	6.6	6.5	12.3	91	4.1	4.1	4.0	8.0
21	140	3.6	3.6	7.5	12.0	118	6.0	4.0	6.5	11.5	112	5.2	6.0	6.8	13.0	91	3.7	4.1	5.0	8.8
22	140	2.1	4.0	6.8	12.3	118	6.1	5.6	5.8	11.3	111	5.1	6.3	6.0	12.5	90	4.6	4.6	4.0	9.0
23	139	3.1	3.0	8.0	15.0	117	7.0	3.0	6.0	11.5	110	6.0	4.0	5.5	11.5	89	6.0	2.1	5.0	9.3

H R T	FREQUENCY (Mc)																			
	2.5					5					10					20				
	F _{am}	D _u	D _ℓ	V _{dm}	L _{dm}	F _{am}	D _u	D _ℓ	V _{dm}	L _{dm}	F _{am}	D _u	D _ℓ	V _{dm}	L _{dm}	F _{am}	D _u	D _ℓ	V _{dm}	L _{dm}
00	72	6.1	3.6	* 5.5	* 9.0	57	15.7	7.7	* 5.3	* 8.5	47	4.1	6.1	* 6.3	* 8.8	24	4.0	2.0	* 3.0	* 4.5
01	72	7.6	4.0	6.5	10.5	56	18.2	5.1	5.3	8.3	47	4.1	8.1	* 5.0	* 8.0	24	4.1	2.0	* 3.0	* 4.5
02	74	4.0	6.1	6.3	10.3	57	14.0	7.9	4.5	8.0	47	2.1	7.9	5.0	8.5	24	3.9	2.0	2.5	4.5
03	74	5.7	6.0	* 6.0	*10.8	55	14.1	6.1	6.3	11.5	43	6.0	5.6	4.5	6.5	24	2.3	2.0	2.5	3.8
04	72	9.2	6.0	5.0	9.5	55	14.0	8.0	* 5.5	* 8.0	41	7.6	4.1	4.5	7.5	24	2.0	2.0	2.0	3.5
05	72	7.7	2.1	5.0	9.0	56	14.0	5.0	* 5.5	*10.0	41	8.1	4.1	* 3.5	* 6.3	26	0.3	4.0	* 2.5	* 3.8
06	66	6.0	6.1	5.5	8.8	54	14.9	5.2	* 7.0	*11.5	47	6.0	6.1	4.0	6.5	24	2.3	2.0	* 2.5	* 4.5
07	56	8.0	6.6	* 6.5	*11.0	51	11.0	8.0	*10.0	*15.0	44	5.0	7.0	* 5.8	* 9.0	26	2.0	2.0	* 2.5	* 4.5
08	48	8.0	5.3	* 6.3	*10.0	49	11.4	9.7			42	12.7	6.9	* 6.0	* 9.0	26	2.0	2.9	* 3.0	* 5.0
09	48	6.5	7.2	* 5.0	* 7.0	41	10.0	7.9			38	11.5	7.0	* 5.5	* 9.8	24	3.5	0.0	* 3.0	* 5.0
10	46	10.0	5.3	* 4.5	* 6.0	39	12.0	5.1	* 8.0	*10.5	39	7.2	10.0	* 5.5	* 9.0	24	2.0	2.0	* 2.0	* 3.8
11	45	8.6	6.6	* 4.3	* 6.5	34	11.1	5.0	* 7.5	*10.5	39	4.1	8.1	* 5.0	* 8.5	24	2.0	0.3	* 2.0	* 4.0
12	46	9.7	5.7	* 4.0	* 6.5	35	13.7	6.0	* 4.8	* 6.3	39	4.2	6.2	* 5.0	* 8.0	26	2.5	4.0	* 3.5	* 5.5
13	52	20.6	8.6	*10.0	*15.3	37	14.0	6.7	* 6.3	* 9.8	43	4.5	8.0	* 4.0	* 6.3	27	5.6	4.3	* 3.5	* 5.5
14	52	15.9	6.0	* 9.5	*12.5	39	15.1	6.0	* 8.0	*13.0	43	4.1	5.7	* 4.5	* 6.5	30			* 4.5	* 6.5
15	55	24.1	9.1	* 8.5	*14.5	48	12.8	7.1	* 6.5	*11.5	47	6.0	8.7	* 8.0	*13.0	30	12.0	2.7	* 3.5	* 5.0
16	58	21.4	4.1	* 6.5	* 9.5	55	10.4	9.7	* 6.5	*11.0	49	3.6	5.6	* 4.5	* 6.5	32	8.5	3.0	* 3.0	* 5.0
17	64	17.7	6.0	* 8.5	*13.5	58	16.7	3.9	* 4.3	* 7.3	51	4.1	4.1	* 5.0	* 8.5	32	6.0	2.0	* 3.5	* 6.0
18	72	8.1	6.0	* 5.3	* 9.0	65	16.1	9.8	* 6.3	*11.0	51	4.0	6.0	* 3.0	* 5.5	32	4.0	6.0	* 4.5	* 6.8
19	76	8.0	5.6	6.5	9.5	66	13.0	8.8	* 4.5	* 7.5	53	4.1	8.1	* 3.3	* 5.0	32	4.0	6.3	* 4.5	* 7.0
20	76	7.7	3.7	* 6.8	*10.3	63	17.9	7.9	* 5.0	* 8.5	52	5.0	6.7	* 3.0	* 5.5	28	4.0	4.3	* 4.5	* 6.5
21	76	5.7	2.1	5.0	8.0	65	13.7	8.1	* 4.0	* 8.0	50	5.0	10.2	3.5	6.0	26	6.0	4.0	* 3.5	* 5.0
22	74	7.6	3.7	* 5.3	* 7.8	63	11.7	9.6	5.0	8.0	48	5.1	10.2	* 5.0	* 7.5	24	6.0	2.0	* 3.8	* 5.8
23	74	6.0	4.1	* 5.3	* 8.5	63	12.1	10.8	* 3.0	* 5.0	47	6.0	8.1	* 3.5	* 6.5	24	4.3	2.0	* 3.3	* 4.5

 * Fewer than 15 days data on power measurements and no computations made for D_u and D_ℓ.

** Fewer than 7 days data on voltage and logarithmic measurements.

 F_{am} = median value of effective antenna noise in db above ktb.

 D_u = ratio of upper decile to median in db.

 D_ℓ = ratio of median to lower decile in db.

 V_{dm} = median deviation of average voltage in db below mean power.

 L_{dm} = median deviation of average logarithm in db below mean power.

MONTH-HOUR VALUES OF RADIO NOISE

STATION WARRENSBURG, MO.

LAT. 38.7 N

LONG. 93.8 W

FEBRUARY 1965

M	H	FREQUENCY (Mc)																			
		.013					.051					.160					.495				
		F _{am}	D _u	D _ℓ	V _{dm}	L _{dm}	F _{am}	D _u	D _ℓ	V _{dm}	L _{dm}	F _{am}	D _u	D _ℓ	V _{dm}	L _{dm}	F _{am}	D _u	D _ℓ	V _{dm}	L _{dm}
00		149	9.0	7.0			*129				107	14.3	11.0			87	15.5	5.2			
01		149	11.0	7.0			*132				106	14.0	7.7			89	13.0	8.0			
02		150	10.0	6.0			*133				103	17.0	5.7			88	16.0	8.2			
03		151	10.5	7.5			*131				104	15.5	8.2			87	12.0	10.2			
04		151	8.5	9.0			*133				100	19.0	4.7			86	11.4	10.5			
05		149	10.5	7.0			*133				98	19.5	9.2			84	14.7	11.7			
06		149	12.0	7.5			*131				93	20.0	6.0			72	17.0	9.0			
07		149	6.5	7.5			*119				88	23.0	7.1			*65					
08		147	7.4	7.7			*124				86	15.0	9.0			*60					
09		145	12.2	8.1			*119				87	15.0	10.0			*61					
10		145	12.7	5.7			*119				88	14.1	11.1			*63					
11		145	11.0	5.0			*123				89	15.3	11.6			*61					
12		147	10.3	7.0			*124				89	16.1	11.5			*62					
13		147	12.3	5.0			*125				89	14.9	13.1			*63					
14		148	9.3	6.0			*123				91	16.8	14.0			*63					
15		149	8.3	7.0			*123				91	18.7	12.0			*63					
16		145	12.1	5.0			*121				91	22.2	15.5			*64					
17		145	11.0	6.9			*123				96	23.3	13.6			81	20.5	14.5			
18		145	11.9	5.1			*127				100	18.4	13.9			85	15.3	11.5			
19		146	11.2	4.2			*129				100	19.3	9.9			87	15.0	10.5			
20		147	10.0	5.2			*127				103	16.5	10.5			92	10.3	12.1			
21		148	8.7	6.6			*131				106	12.9	12.9			90	13.0	8.1			
22		148	10.4	6.5			*131				108	12.9	15.4			91	12.7	9.6			
23		147	13.9	5.1			*131				108	14.9	11.4			90	13.7	8.5			

M	H	FREQUENCY (Mc)																			
		2.5					5					10					20				
		F _{am}	D _u	D _ℓ	V _{dm}	L _{dm}	F _{am}	D _u	D _ℓ	V _{dm}	L _{dm}	F _{am}	D _u	D _ℓ	V _{dm}	L _{dm}	F _{am}	D _u	D _ℓ	V _{dm}	L _{dm}
00		*62			3.5	6.0					*34			2.0	4.5	*24			*2.0	*3.0	
01		*61			*4.5	*8.0					*34			*1.0	*3.0	*24			*1.0	*2.5	
02		*64			4.0	8.0					*34			*1.3	*3.5	*25			*0.8	*2.5	
03		*64			*5.3	*11.0					*34			*2.0	*4.0	*26			*1.0	*3.0	
04		*64			*5.0	*12.5					*34			*1.5	*4.0	*26			*1.0	*2.5	
05		*64			*4.5	*9.0					*33			*1.3	*3.8	*26			*0.8	*2.5	
06		*59			*4.0	*7.5					*43			*3.0	*5.0	*26			*1.0	*2.5	
07		*50			*1.5	*3.8					*48			*2.0	*5.0	*26			*1.0	*3.0	
08		*48			*1.5	*3.5					*49			*1.8	*3.8	*26			*1.5	*3.5	
09		*48			*2.0	*4.0					*44			*2.0	*4.0	*28			*1.3	*2.8	
10		*48			*1.0	*3.0					*42			*1.5	*4.5	*28			*1.0	*3.0	
11		*50			1.0	2.5					*42			*3.0	*7.0	*28			*2.3	*4.5	
12		*50			*2.0	*3.5					*43			*2.0	*4.5	*28			*2.8	*3.5	
13		*52			*1.0	*3.0					*42			*2.5	*5.3	*29			*1.0	*3.0	
14		*53			*1.0	*3.8					*44			*3.0	*6.5	*29			*1.3	*3.5	
15		*52			*1.8	*4.3					*47			*2.0	*5.0	*27			*1.5	*3.8	
16		*52			*1.3	*3.8					*48					*26			*1.8	*4.0	
17		*52			1.5	3.5					*48					*26			*2.0	*3.5	
18		*60			3.0	7.8					*44			*2.0	*5.0	*24			*0.5	*2.3	
19		*62			*3.3	*7.0					*38			*2.5	*5.0	*24			1.0	2.5	
20		*60			*4.5	*9.5					*36			*1.8	*4.0	*24			1.0	3.0	
21		*60			*5.0	*10.0					*36			*1.5	*3.5	*24			0.8	2.5	
22		*62			*2.8	*6.8					*34			1.0	3.0	*24			*1.0	*2.8	
23		*64			*3.5	*8.0					*34			1.0	3.0	*24			1.0	3.0	

 * Fewer than 15 days data on power measurements and no computations made for D_u and D_ℓ.

* Fewer than 7 days data on voltage and logarithmic measurements.

 F_{am} = median value of effective antenna noise in db above ktb.

 D_u = ratio at upper decile to median in db.

 D_ℓ = ratio of median to lower decile in db.

 V_{dm} = median deviation of average voltage in db below mean power.

 L_{dm} = median deviation of average logarithm in db below mean power.

SEASONAL TIME-BLOCK VALUES OF RADIO NOISE

BALBOA, CANAL ZONE LAT. 9.0 N LONG. 79.5 W WINTER (***, JAN., FEB.) 1964-65

FREQ. (Mc)	TIME BLOCKS (LST)														
	0000-0400					0400-0800					0800-1200				
	F _{am}	D _u	D _l	V _{dm}	L _{dm}	F _{am}	D _u	D _l	V _{dm}	L _{dm}	F _{am}	D _u	D _l	V _{dm}	L _{dm}
.013	153	4.0	4.0	12.3	14.0	153	4.1	4.0	13.0	16.0	151	4.0	4.0	10.5	12.8
.051	134	6.0	10.0	12.0	14.0	132	6.7	14.0	12.5	15.0	118	12.0	12.0	11.0	13.5
.160	114	6.0	8.0	10.5	13.5	110	10.0	20.0	12.8	16.0	90	22.0	16.9	9.5	11.0
.495	95	4.0	8.0	10.0	12.0	88	11.0	15.0	11.5	14.0	73	16.0	6.0	6.5	9.5
2.5	64	7.0	14.0	10.5	13.5	55	16.0	17.0	9.5	13.8	33	10.9	8.4	4.0	5.0
5	53	8.0	12.0	7.0	9.0	55	10.0	14.0	8.5	10.0	39	8.0	8.0	6.0	11.5
10	35	5.0	8.0	7.0	8.0	34	10.0	6.0	6.8	8.0	33	12.7	10.0	3.0	5.5
20	22	4.0	2.0	4.8	5.0	23	4.0	3.0	5.5	6.5	23	4.0	2.0	2.5	3.5

FREQ. (Mc)	TIME BLOCKS (LST)														
	1200-1600					1600-2000					2000-2400				
	F _{am}	D _u	D _l	V _{dm}	L _{dm}	F _{am}	D _u	D _l	V _{dm}	L _{dm}	F _{am}	D _u	D _l	V _{dm}	L _{dm}
.013	155	4.0	4.0	9.5	12.0	153	6.0	4.0	11.5	13.5	153	4.6	5.3	12.0	16.0
.051	126	8.0	14.0	9.5	11.3	128	8.0	10.0	11.0	14.0	132	6.0	10.0	11.5	15.0
.160	94	12.0	14.0	9.8	12.3	106	10.0	14.0	9.5	12.0	112	8.0	6.0	9.5	12.5
.495	73	10.0	6.0	5.5	5.5	87	8.0	14.0	8.0	10.0	93	6.0	6.0	8.8	11.0
2.5	31	12.9	8.0	2.8	4.5	49	16.1	14.1	7.0	10.5	62	7.0	13.0	7.0	9.8
5	37	10.0	8.0	3.5	4.0	53	16.0	12.0	5.3	8.8	59	7.7	20.0	7.0	8.8
10	31	7.3	7.3	4.5	6.5	39	13.0	7.0	5.0	6.5	34	5.7	5.5	5.0	7.0
20	23	6.0	2.0	2.5	3.5	23	5.0	2.0	4.0	5.0	22	2.9	2.0	4.0	5.0

F_{am} = median value of effective antenna noise in db above ktb.

D_u = ratio of upper decile to median in db.

D_l = ratio of median to lower decile in db.

V_{dm} = median deviation of average voltage in db below mean power.

L_{dm} = median deviation of average logarithm in db below mean power.

SEASONAL TIME-BLOCK VALUES OF RADIO NOISE

BILL, WYOMING

LAT. 43.2 N

LONG. 105.2 W

WINTER (DEC., JAN., FEB.) 1964-65

FREQ. (MC)	TIME BLOCKS (LST)														
	0000-0400					0400-0800					0800-1200				
	F _{am}	D _u	D _l	V _{dm}	L _{dm}	F _{am}	D _u	D _l	V _{dm}	L _{dm}	F _{am}	D _u	D _l	V _{dm}	L _{dm}
.013	154	4.0	4.0	9.0	14.5	154	4.0	4.0	10.0	15.5	150	6.0	4.9	9.5	15.0
.051	130	4.5	5.0	3.0	7.0	129	5.0	6.6	2.8	7.0	119	7.0	9.0	2.5	6.5
.160	99	12.0	8.0	7.5	13.0	89	14.0	12.0	6.5	11.5	71	13.4	6.0	3.0	4.5
.495	82	10.0	8.0	6.5	11.5	68	14.0	14.0	5.0	9.0	54	10.0	4.0	2.0	4.0
2.5	55	8.0	6.0	4.0	7.0	51	8.0	6.0	3.5	6.5	27	10.0	6.0	2.0	3.5
5	52	6.0	4.0	4.0	7.5	50	6.0	4.0	4.0	7.0	32	10.0	6.0	2.0	3.5
10	33	9.0	3.0	2.0	4.0	36	6.0	5.0	2.5	5.0	36	5.3	4.0	2.5	4.5
20	26			1.0	2.5	26	1.0	1.0	1.0	2.0	27	2.0	1.0	1.5	3.0

FREQ. (MC)	TIME BLOCKS (LST)														
	1200-1600					1600-2000					2000-2400				
	F _{am}	D _u	D _l	V _{dm}	L _{dm}	F _{am}	D _u	D _l	V _{dm}	L _{dm}	F _{am}	D _u	D _l	V _{dm}	L _{dm}
.013	150	6.0	4.0	10.3	15.5	150	6.0	6.0	11.5	17.0	152	6.0	4.0	10.5	16.0
.051	119	8.0	9.0	3.0	7.0	124	8.0	6.0	3.0	7.0	128	6.0	3.0	3.0	7.5
.160	71	15.5	6.5	3.0	4.5	91	16.0	13.0	7.0	11.5	98	14.0	9.0	7.5	13.0
.495	54	12.0	4.0	2.0	4.0	74	15.1	15.1	4.5	8.5	82	12.0	6.0	5.5	10.5
2.5	25	8.1	4.0	2.0	3.5	49	10.1	14.0	3.0	5.0	55	8.0	4.0	4.0	7.0
5	30	11.0	4.0	2.0	3.0	51	6.0	7.0	3.0	6.0	54	5.0	5.0	3.5	7.0
10	37	6.0	5.0	3.0	5.5	36	10.0	6.0	2.5	4.5	32	6.0	3.0	1.5	3.0
20	27	3.0	2.0	2.0	3.0	25	1.0	1.0	1.0	2.0	25	1.0	1.0	1.0	2.5

F_{am} = median value of effective antenna noise in db above ktb.

D_u = ratio of upper decile to median in db.

D_l = ratio of median to lower decile in db.

V_{dm} = median deviation of average voltage in db below mean power.

L_{dm} = median deviation of average logarithm in db below mean power.

SEASONAL TIME-BLOCK VALUES OF RADIO NOISE

BOULDER, COLORADO LAT. 40.1 N LONG. 105.1 W WINTER (DEC., JAN., FEB.) 1964-65

FREQ. (Mc)	TIME BLOCKS (LST)														
	0000-0400					0400-0800					0800-1200				
	F _{am}	D _u	D _l	V _{dm}	L _{dm}	F _{am}	D _u	D _l	V _{dm}	L _{dm}	F _{am}	D _u	D _l	V _{dm}	L _{dm}
.013	154	6.0	5.7	10.5	16.0	153	6.0	5.0	12.0	18.0	149	8.0	5.4	11.5	16.5
.051	136	6.6	6.0	4.5	9.5	134	6.0	7.0	3.5	8.3	127	7.0	10.0	3.5	8.0
.160	98	15.0	7.1	7.0	13.0	88	15.5	9.0	8.3	12.5	81	8.0	6.0	6.5	13.0
.495	82	11.0	8.0	7.5	14.0	69	15.1	7.0	5.5	9.5	63	6.0	4.0	3.0	6.0
2.5	55	8.0	4.0	4.0	6.5	52	8.6	6.0	3.5	6.0	43	4.0	4.0	2.5	4.0
5	54	6.0	5.1	4.8	8.0	52	7.0	8.0	4.0	6.5	39	6.0	7.0	2.5	4.5
10	35	8.0	7.0	2.8	4.5	37	7.0	7.0	2.3	4.0	36	7.0	7.7	3.0	4.8
20	23	2.0	2.0	1.5	2.5	23	2.0	1.0	1.8	3.0	25	3.0	2.0	2.0	3.5

FREQ. (Mc)	TIME BLOCKS (LST)														
	1200-1600					1600-2000					2000-2400				
	F _{am}	D _u	D _l	V _{dm}	L _{dm}	F _{am}	D _u	D _l	V _{dm}	L _{dm}	F _{am}	D _u	D _l	V _{dm}	L _{dm}
.013	150	6.5	6.0	12.0	17.0	151	6.0	8.9	13.0	19.0	152	7.4	6.0	12.5	18.0
.051	125	9.0	11.2	3.8	8.8	131	5.0	7.0	4.0	8.5	135	5.0	7.4	4.5	9.0
.160	81	9.0	4.0	8.5	12.0	92	15.0	11.0	8.8	13.8	99	12.0	9.0	8.5	14.0
.495	64	5.0	4.0	2.5	5.0	75	15.0	11.0	5.0	10.0	82	13.0	8.0	6.0	11.5
2.5	43	4.0	3.0	2.0	3.5	51	10.0	7.0	3.0	5.0	55	10.0	4.0	3.5	6.0
5	39	6.0	5.0	2.5	4.5	54	6.0	7.2	4.0	7.0	56	7.0	5.2	4.0	6.5
10	37	5.0	8.0	2.5	4.5	35	11.0	6.0	3.0	4.5	32	6.2	7.2	2.0	3.5
20	25	3.0	2.0	2.0	3.0	23	2.0	2.0	2.0	3.0	23	1.0	2.0	1.5	3.0

F_{am} = median value of effective antenna noise in db above ktb.
D_u = ratio of upper decile to median in db.
D_l = ratio of median to lower decile in db.
V_{dm} = median deviation of average voltage in db below mean power.
L_{dm} = median deviation of average logarithm in db below mean power.

SEASONAL TIME-BLOCK VALUES OF RADIO NOISE

COOK, AUSTRALIA

LAT. 30.6 S

LONG. 130.4 E

SUMMER (DEC., JAN., FEB.) 1964-65

FREQ. (Mc)	TIME BLOCKS (LST)														
	0000-0400					0400-0800					0800-1200				
	F _{am}	D _u	D _l	V _{dm}	L _{dm}	F _{am}	D _u	D _l	V _{dm}	L _{dm}	F _{am}	D _u	D _l	V _{dm}	L _{dm}
.013	158	5.0	3.9	9.5	15.5	156	4.0	4.0	10.5	17.0	154	5.7	4.0	13.0	20.0
.051	135	4.0	4.0	9.5	16.0	127	8.0	8.0	10.5	17.5	121	8.0	4.0	11.5	20.0
.160	111	6.0	6.0	7.3	13.5	93	18.0	16.0	8.5	15.5	85	10.0	8.0	9.5	16.5
.495	91	7.0	7.0	6.5	12.5	62	27.9	18.0	6.3	13.0	47	18.6	8.7	4.0	7.0
2.5	65	6.0	6.9	5.5	10.0	54	11.5	20.5	7.0	12.8	22	11.0	3.0	6.5	9.0
5	58	5.0	4.0	4.5	8.0	53	7.0	18.0	6.0	9.5	24	11.0	7.0	8.0	11.5
10	42	5.0	4.0	5.5	8.5	37	5.1	4.0	5.0	7.5	28	5.0	3.0	4.0	5.5
20	22	0.0	2.0	2.5	3.5	22	1.0	0.0	2.5	4.0	22	2.0	0.0	2.8	4.3

FREQ. (Mc)	TIME BLOCKS (LST)														
	1200-1600					1600-2000					2000-2400				
	F _{am}	D _u	D _l	V _{dm}	L _{dm}	F _{am}	D _u	D _l	V _{dm}	L _{dm}	F _{am}	D _u	D _l	V _{dm}	L _{dm}
.013	157	5.0	7.0	10.0	16.5	160	4.0	6.0	7.5	13.0	160	4.0	6.0	10.0	16.0
.051	129	6.0	8.0	7.5	14.0	131	6.0	8.0	6.5	11.0	136	5.0	5.0	8.0	14.5
.160	93	8.0	10.0	6.0	11.0	101	14.0	10.0	6.0	10.5	113	6.0	6.0	6.0	11.5
.495	47	16.1	7.0	4.3	7.0	70	19.0	22.1	5.0	8.8	93	6.1	7.0	6.0	12.0
2.5	20	7.4	1.5	6.0	9.0	49	16.1	23.0	4.0	7.5	67	6.0	6.0	5.0	9.0
5	28	10.0	11.0	5.0	8.0	51	9.0	13.0	4.5	7.5	59	4.0	5.0	4.5	8.0
10	32	7.0	7.0	4.0	6.5	45	4.0	4.0	4.5	7.0	47	18.0	5.0	5.5	9.0
20	24	6.0	2.0	3.0	5.0	26	6.0	4.0	3.5	5.3	22	2.0	2.0	2.5	3.5

F_{am} = median value of effective antenna noise in db above ktb.

D_u = ratio of upper decile to median in db.

D_l = ratio of median to lower decile in db.

V_{dm} = median deviation of average voltage in db below mean power.

L_{dm} = median deviation of average logarithm in db below mean power.

SEASONAL TIME-BLOCK VALUES OF RADIO NOISE

ENKOPING, SWEDEN LAT. 59.5 N LONG. 17.3 E WINTER (DEC., JAN., FEB.) 1964-65

FREQ. (MC)	TIME BLOCKS (LST)														
	0000-0400					0400-0800					0800-1200				
	F _{am}	D _u	D _l	V _{dm}	L _{dm}	F _{am}	D _u	D _l	V _{dm}	L _{dm}	F _{am}	D _u	D _l	V _{dm}	L _{dm}
.013	149	3.0	3.0	11.0	16.5	149	3.0	4.0	12.0	18.5	143	6.5	4.5	12.0	18.5
.051	117	4.0	4.0	9.0	14.0	115	4.0	6.0	11.0	16.5	101	8.0	8.0	10.5	15.0
.160	103	6.0	8.0	5.0	9.0	104	9.0	8.0	4.5	9.0	92	6.9	9.1	5.0	9.0
.495	99	6.0	8.0	2.5	2.5	85	12.0	20.0	1.5	2.0	65	12.2	8.2	2.0	2.5
2.5	56	6.2	4.0	5.0	8.0	54	6.0	4.0	5.0	8.0	43	9.0	8.0	5.0	8.0
5	54	10.0	6.0	4.5	7.5	52	8.3	6.0	5.8	9.0	42	13.0	10.0	4.0	6.0
10	34	5.0	3.0	2.5	4.0	33	4.0	2.0	2.0	3.5	46	4.0	6.0	9.3	12.3
20	20	2.0	2.0	1.0	3.0	22	-0.0	4.0	1.0	2.5	22	6.0	4.0	2.3	4.0

FREQ. (MC)	TIME BLOCKS (LST)														
	1200-1600					1600-2000					2000-2400				
	F _{am}	D _u	D _l	V _{dm}	L _{dm}	F _{am}	D _u	D _l	V _{dm}	L _{dm}	F _{am}	D _u	D _l	V _{dm}	L _{dm}
.013	144	3.0	4.0	9.0	14.0	146	4.0	4.0	7.5	12.3	149	3.0	3.0	8.0	13.0
.051	97	10.0	6.0	10.0	13.5	111	6.0	10.0	8.5	13.0	115	6.0	4.0	8.0	12.5
.160	91	7.0	11.1	5.0	8.3	97	8.3	8.0	4.5	8.3	101	8.0	6.0	5.3	9.3
.495	71	16.0	14.0	1.5	2.0	90	9.0	23.0	2.5	4.0	99	6.0	6.0	2.0	2.0
2.5	41	8.2	6.0	4.0	6.5	51	9.0	7.0	4.0	7.0	55	6.0	4.0	4.5	8.0
5	37	25.3	7.0	3.5	5.5	57	8.5	9.5	7.0	10.0	55	9.0	6.0	5.5	8.0
10	44	6.0	5.0	7.0	9.5	37	9.0	6.0	3.0	5.0	33	5.0	2.0	2.0	3.8
20	22	2.0	4.0	1.5	3.5	20	2.0	2.0	1.0	2.5	20	2.0	2.0	1.5	3.0

F_{am} = median value of effective antenna noise in db above ktb.

D_u = ratio of upper decile to median in db.

D_l = ratio of median to lower decile in db.

V_{dm} = median deviation of average voltage in db below mean power.

L_{dm} = median deviation of average logarithm in db below mean power.

SEASONAL TIME-BLOCK VALUES OF RADIO NOISE

FRONT ROYAL, VA. LAT. 38.8 N LONG. 78.2 W WINTER (DEC., JAN., FEB.) 1964-65

FREQ. (Mc)	TIME BLOCKS (LST)														
	0000-0400					0400-0800					0800-1200				
	F _{am}	D _u	D _l	V _{dm}	L _{dm}	F _{am}	D _u	D _l	V _{dm}	L _{dm}	F _{am}	D _u	D _l	V _{dm}	L _{dm}
.135	106	8.9	6.0			102	8.0	8.0			91	5.0	4.0		
.5	84	8.0	7.0			73	13.0	12.0			57	4.0	4.0		
2.5	65	11.1	10.0			60	12.0	8.0			37	8.0	6.0		
5	55	6.0	5.0			53	6.0	4.0			38	5.0	5.0		
10	34	3.0	3.0			34	4.0	2.0			37	4.0	4.0		
20	22	2.0	1.0			24	1.0	1.0			24	2.0	1.0		

FREQ. (Mc)	TIME BLOCKS (LST)														
	1200-1600					1600-2000					2000-2400				
	F _{am}	D _u	D _l	V _{dm}	L _{dm}	F _{am}	D _u	D _l	V _{dm}	L _{dm}	F _{am}	D _u	D _l	V _{dm}	L _{dm}
.135	90	8.9	3.1			95	12.0	6.0			105	9.0	6.0		
.5	58	4.0	4.0			70	13.0	10.1			83	8.0	5.0		
2.5	35	5.9	5.0			54	14.0	11.0			65	10.0	11.0		
5	34	5.0	3.6			53	7.0	7.7			55	8.0	5.0		
10	37	4.0	4.0			40	5.0	5.0			34	2.0	3.0		
20	25	2.0	2.0			24	1.0	1.0			22	2.0	1.0		

F_{am} = median value of effective antenna noise in db above ktb.

D_u = ratio of upper decile to median in db.

D_l = ratio of median to lower decile in db.

V_{dm} = median deviation of average voltage in db below mean power.

L_{dm} = median deviation of average logarithm in db below mean power

SEASONAL TIME-BLOCK VALUES OF RADIO NOISE

KEKAHA, HAWAII

LAT. 22.0 N

LONG. 159.7 W

WINTER (DEC., JAN., FEB.) 1964-65

FREQ. (Mc)	TIME BLOCKS (LST)														
	0000-0400					0400-0800					0800-1200				
	F _{am}	D _u	D _l	V _{dm}	L _{dm}	F _{am}	D _u	D _l	V _{dm}	L _{dm}	F _{am}	D _u	D _l	V _{dm}	L _{dm}
.013	153	6.0	3.0	10.0	16.0	154	5.0	3.0	10.5	17.0	150	5.0	3.1	11.5	18.0
.051	130	8.1	4.0	11.0	17.0	130	8.0	8.0	12.0	19.0	115	17.0	13.0	12.3	18.0
.160	108	13.0	6.0	10.0	16.5	105	16.0	13.0	11.0	18.5	82	29.9	14.0	12.0	21.0
.495	88	16.0	8.0	9.5	17.5	82	20.0	20.0	10.5	19.0	58	34.0	6.0	6.5	10.5
2.5	63	12.0	6.0	7.0	11.0	61	11.5	6.5	6.8	11.0	43	20.0	10.0	3.5	6.0
5	52	10.0	4.0	4.5	7.5	50	10.0	4.0	4.0	7.0	36	18.0	12.3	4.8	8.0
10	34	8.0	6.0	3.0	5.0	32	8.0	4.0	2.5	4.0	32	8.0	9.5	6.0	8.0
20	23	4.0	2.0	1.5	3.0	25	2.0	4.0	2.0	3.5	23	4.0	2.0	2.5	4.0

FREQ. (Mc)	TIME BLOCKS (LST)														
	1200-1600					1600-2000					2000-2400				
	F _{am}	D _u	D _l	V _{dm}	L _{dm}	F _{am}	D _u	D _l	V _{dm}	L _{dm}	F _{am}	D _u	D _l	V _{dm}	L _{dm}
.013	150	6.0	3.0	13.0	20.0	149	7.0	3.0	12.0	19.0	152	6.0	4.0	9.5	15.0
.051	112	17.7	8.0	14.5	20.5	114	16.5	12.0	12.5	17.5	124	12.0	8.0	12.0	18.0
.160	84	25.4	18.0	13.8	24.5	91	22.0	19.1	12.0	21.5	104	14.0	10.0	12.0	19.5
.495	58	32.0	8.0	6.5	10.0	72	24.3	18.0	9.3	16.5	86	16.0	8.0	11.5	19.5
2.5	36	17.0	6.0	3.0	4.5	49	20.0	14.0	5.5	10.5	61	12.0	7.0	8.0	13.0
5	26	19.5	6.0	4.0	6.8	45	11.0	13.0	6.0	10.0	50	8.0	4.0	5.5	9.0
10	28	14.0	8.0	6.5	9.5	34	8.0	4.0	4.5	7.0	34	8.0	4.0	3.5	5.8
20	23	4.0	2.0	2.5	4.5	23	2.0	2.0	1.5	3.5	23	4.0	2.0	2.0	3.5

F_{am} = median value of effective antenna noise in db above ktb.

D_u = ratio of upper decile to median in db.

D_l = ratio of median to lower decile in db.

V_{dm} = median deviation of average voltage in db below mean power.

L_{dm} = median deviation of average logarithm in db below mean power.

SEASONAL TIME-BLOCK VALUES OF RADIO NOISE

NEW DELHI, INDIA LAT. 28.8 N LONG. 77.3 E WINTER (DEC., JAN., FEB.) 1964-65

FREQ. (Mc)	TIME BLOCKS (LST)														
	0000-0400					0400-0800					0800-1200				
	F _{am}	D _u	D _l	V _{dm}	L _{dm}	F _{am}	D _u	D _l	V _{dm}	L _{dm}	F _{am}	D _u	D _l	V _{dm}	L _{dm}
.013	157	4.0	2.9	6.5	9.0	156	4.0	3.0	6.5	9.5	153	3.0	3.0	5.5	8.0
.051	132	6.3	5.0	9.0	12.5	127	8.0	8.0	8.0	11.5	117	7.3	5.0	4.0	6.5
.160	108	10.1	7.0	8.0	12.5	102	13.6	12.0	8.0	12.0	92	11.0	8.0	5.8	10.0
.495	90	10.0	6.0	4.0	6.5	82	12.0	8.0	3.5	5.5	74	12.0	6.0	2.5	4.5
2.5	67	6.0	12.0	3.5	6.5	63	9.0	12.0	3.5	6.0	53	18.0	9.0	3.5	6.0
5	63	7.0	9.0	3.8	6.0	57	11.5	8.5	3.5	6.5	48	19.0	13.0	4.5	7.5
10	43	10.0	9.0	3.0	5.0	44	9.0	10.0	2.5	5.0	42	11.0	6.0	5.0	7.5
20	25	2.0	2.0	1.5	3.0	25	2.0	2.0	2.0	3.5	25	2.0	2.0	2.0	3.5

FREQ. (Mc)	TIME BLOCKS (LST)														
	1200-1600					1600-2000					2000-2400				
	F _{am}	D _u	D _l	V _{dm}	L _{dm}	F _{am}	D _u	D _l	V _{dm}	L _{dm}	F _{am}	D _u	D _l	V _{dm}	L _{dm}
.013	154	3.0	3.0	6.5	8.5	156	3.0	2.0	6.0	8.5	158	3.0	2.0	6.5	9.0
.051	118	10.5	6.5	6.0	8.8	121	16.0	7.0	8.5	11.5	131	8.0	8.0	8.0	11.0
.160	92	18.0	8.0	7.5	11.8	102	17.0	12.0	8.0	13.5	110	10.7	6.7	7.0	11.5
.495	74	14.0	6.0	4.0	5.5	84	18.0	10.0	6.0	8.5	88	14.0	4.0	5.0	7.5
2.5	53	17.0	11.0	4.0	6.5	61	11.0	13.6	3.5	6.0	65	8.0	10.0	3.5	6.0
5	46	20.5	12.5	5.0	7.5	57	11.0	11.0	3.8	6.0	63	7.0	10.1	3.5	5.5
10	41	12.0	9.0	4.0	6.0	48	13.0	7.9	4.5	6.5	46	9.0	10.0	3.0	5.0
20	27	10.0	3.0	3.0	4.5	25	8.0	2.0	2.5	4.0	23	2.0	0.0	1.5	3.0

F_{am} = median value of effective antenna noise in db above ktb.

D_u = ratio of upper decile to median in db.

D_l = ratio of median to lower decile in db.

V_{dm} = median deviation of average voltage in db below mean power.

L_{dm} = median deviation of average logarithm in db below mean power.

SEASONAL TIME-BLOCK VALUES OF RADIO NOISE

OHIRA, JAPAN

LAT. 35.6 N

LONG. 140.5 E

WINTER (DEC., JAN., FEB.) 1964-65

FREQ. (Mc)	TIME BLOCKS (LST)														
	0000-0400					0400-0800					0800-1200				
	F _{am}	D _u	D _ℓ	V _{dm}	L _{dm}	F _{am}	D _u	D _ℓ	V _{dm}	L _{dm}	F _{am}	D _u	D _ℓ	V _{dm}	L _{dm}
.013	156	4.0	3.0	10.5	16.0	156	4.0	4.0	12.0	17.5	155	3.2	4.0	13.5	20.0
.051	134	4.0	6.0	11.5	18.0	130	8.0	12.0	13.0	19.0	116	13.9	8.0	14.5	21.0
.160	111	8.0	6.0	10.0	16.5	103	12.0	17.5	9.5	15.0	85	20.0	8.0	11.0	16.8
.495	89	9.0	7.0	8.5	13.0	78	14.0	15.0	9.0	14.0	68	16.0	6.0	4.0	8.5
2.5	58	10.0	7.5	6.3	9.3	54	14.0	8.0	7.8	11.5	44	6.9	4.0	6.5	9.5
5	58	14.0	6.0	4.0	6.5	64	8.0	10.0	8.5	12.5	40	16.0	8.0	5.5	9.0
10	35	16.3	7.0	3.0	6.0	34	21.0	4.0	3.0	5.5	40	21.1	10.0	3.0	6.5
20	21	3.0	1.0	1.5	3.0	23	1.0	2.0	1.5	3.0	23	3.0	1.0	1.5	3.0

FREQ. (Mc)	TIME BLOCKS (LST)														
	1200-1600					1600-2000					2000-2400				
	F _{am}	D _u	D _ℓ	V _{dm}	L _{dm}	F _{am}	D _u	D _ℓ	V _{dm}	L _{dm}	F _{am}	D _u	D _ℓ	V _{dm}	L _{dm}
.013	156	2.0	4.0	14.0	19.5	156	3.0	3.0	10.0	15.5	156	4.0	3.0	10.5	16.0
.051	118	10.0	8.0	12.3	18.3	124	8.0	14.0	11.5	17.3	132	6.0	4.0	11.0	17.0
.160	85	16.3	8.0	12.8	18.0	99	12.0	14.6	11.0	17.0	109	8.0	6.0	9.5	15.0
.495	68	14.0	6.0	8.0	10.5	82	10.0	10.6	9.0	14.5	88	10.0	4.0	7.5	12.5
2.5	42	6.0	4.0	6.5	9.5	52	11.9	10.0	5.5	9.5	60	8.0	8.0	7.0	10.5
5	38	18.0	6.0	5.0	9.0	63	6.0	8.0	7.5	12.0	59	10.0	9.0	6.0	9.5
10	46	11.0	14.0	3.5	6.0	51	13.0	17.1	3.5	7.0	38	16.9	8.0	2.5	5.5
20	23	3.0	1.0	2.0	3.5	22	2.0	1.0	1.5	3.0	21	2.0	1.0	1.5	3.0

F_{am} = median value of effective antenna noise in db above ktb.

D_u = ratio of upper decile to median in db.

D_ℓ = ratio of median to lower decile in db.

V_{dm} = median deviation of average voltage in db below mean power.

L_{dm} = median deviation of average logarithm in db below mean power.

SEASONAL TIME-BLOCK VALUES OF RADIO NOISE

PRETORIA, S. AFR. LAT. 25.8 S LONG. 28.3 E SUMMER (DEC., JAN., FEB.) 1964-65

FREQ. (Mc)	TIME BLOCKS (LST)														
	0000-0400					0400-0800					0800-1200				
	F _{om}	D _u	D _l	V _{dm}	L _{dm}	F _{om}	D _u	D _l	V _{dm}	L _{dm}	F _{om}	D _u	D _l	V _{dm}	L _{dm}
.013	159	6.0	4.1			155	6.9	6.0			155	8.0	8.0		
.051	137	7.0	7.0			128	9.5	10.5			125	10.0	8.0		
.160	116	8.0	6.0			102	16.0	16.2			94	20.1	10.0		
.495	98	8.0	6.0			78	18.0	19.4			64	30.0	6.0		
2.5	71	7.0	8.0			63	10.0	19.0			44	8.2	6.0		
5	59	6.5	6.0			53	8.8	12.0			37	11.0	10.0		
10	40	8.0	6.0			38	7.1	6.0			34	8.0	6.0		
20	21	4.5	2.0			21	6.0	4.0			23	11.9	4.0		

FREQ. (Mc)	TIME BLOCKS (LST)														
	1200-1600					1600-2000					2000-2400				
	F _{om}	D _u	D _l	V _{dm}	L _{dm}	F _{om}	D _u	D _l	V _{dm}	L _{dm}	F _{om}	D _u	D _l	V _{dm}	L _{dm}
.013	165	6.0	9.9			167	6.0	6.1			164	7.0	5.6		
.051	141	8.0	9.0			144	7.3	10.0			140	8.0	6.0		
.160	120	12.0	19.5			124	10.0	14.0			120	8.0	6.0		
.495	96	16.0	29.0			100	14.3	14.3			102	8.0	4.0		
2.5	57	20.1	14.3			73	10.0	14.7			74	8.0	7.0		
5	47	16.0	18.0			61	10.0	12.0			61	12.0	8.0		
10	44	10.0	10.0			52	4.0	6.0			46	10.0	6.0		
20	29	14.0	6.0			29	8.0	6.0			21	10.0	2.0		

F_{om} = median value of effective antenna noise in db above ktb.

D_u = ratio of upper decile to median in db.

D_l = ratio of median to lower decile in db.

V_{dm} = median deviation of average voltage in db below mean power.

L_{dm} = median deviation of average logarithm in db below mean power.

SEASONAL TIME-BLOCK VALUES OF RADIO NOISE

SAO JOSE, BRAZIL LAT. 23.3 S LONG. 45.8 W SUMMER (DEC., JAN., FEB.) 1964-65

FREQ. (Mc)	TIME BLOCKS (LST)														
	0000-0400					0400-0800					0800-1200				
	F _{am}	D _u	D _l	V _{dm}	L _{dm}	F _{am}	D _u	D _l	V _{dm}	L _{dm}	F _{am}	D _u	D _l	V _{dm}	L _{dm}
.051	137	7.0	7.0	8.5	14.5	130	10.0	9.4	9.5	15.5	127	8.6	8.0	9.0	14.0
.113	118	7.2	6.0	7.5	13.0	106	12.6	12.0	8.8	14.5	101	10.0	8.6	9.3	14.5
.246	106	6.0	8.0	7.0	13.0	86	19.5	10.0	8.0	12.0	82	12.0	6.0	8.3	12.0
.545	89	4.0	6.0	5.0	9.0	85	6.0	9.0	5.8	10.5	87	6.0	8.1	5.5	10.3
2.5	70	7.0	8.0	6.5	10.5	63	11.0	17.0	6.5	11.0	43	10.0	9.0	6.0	9.0
5	57	12.0	10.0	5.5	9.5	53	12.0	12.0	6.0	10.5	39	10.0	8.0	6.0	10.5
10	43	8.0	8.0	5.5	8.5	41	8.0	7.8	5.0	7.5	37	6.0	8.0	6.5	10.5
20	25	4.0	2.0	2.0	4.0	25	4.0	2.0	2.0	3.5	26	5.0	3.0	3.0	4.8

FREQ. (Mc)	TIME BLOCKS (LST)														
	1200-1600					1600-2000					2000-2400				
	F _{am}	D _u	D _l	V _{dm}	L _{dm}	F _{am}	D _u	D _l	V _{dm}	L _{dm}	F _{am}	D _u	D _l	V _{dm}	L _{dm}
.051	138	11.0	10.0	10.0	15.0	142	7.0	9.0	9.3	15.0	139	5.0	5.6	8.5	14.0
.113	116	17.0	14.0	10.5	16.5	120	12.0	11.0	10.0	16.0	121	6.0	7.0	7.0	11.5
.246	100	22.0	20.0	11.5	17.5	106	12.0	16.0	10.0	16.5	108	6.0	8.0	7.5	14.0
.545	91	16.0	10.0	7.3	13.0	89	12.0	8.0	6.5	11.5	91	5.3	6.0	5.0	9.5
2.5	51	25.1	15.0	8.5	13.0	70	10.0	16.9	6.5	11.0	73	6.5	7.5	5.5	9.5
5	41	18.5	10.0	6.5	11.0	59	14.0	10.0	5.0	8.5	63	10.0	10.0	4.5	8.0
10	41	8.0	8.0	6.0	9.0	49	5.1	8.0	5.0	8.0	45	8.0	8.0	5.0	8.0
20	29	10.0	4.0	4.0	6.0	32	6.0	5.1	4.0	6.5	25	6.0	2.0	3.0	5.0

F_{am} = median value of effective antenna noise in db above ktb.

D_u = ratio of upper decile to median in db.

D_l = ratio of median to lower decile in db.

V_{dm} = median deviation of average voltage in db below mean power.

L_{dm} = median deviation of average logarithm in db below mean power.

SEASONAL TIME-BLOCK VALUES OF RADIO NOISE

WARRENSBURG, MO. LAT. 38.7 N LONG. 93.8 W WINTER (***, ***, FEB.) 1964-65

FREQ. (Mc)	TIME BLOCKS (LST)														
	0000-0400					0400-0800					0800-1200				
	F _{am}	D _u	D _l	V _{dm}	L _{dm}	F _{am}	D _u	D _l	V _{dm}	L _{dm}	F _{am}	D _u	D _l	V _{dm}	L _{dm}
.013	149	10.2	7.0			149	9.9	7.0			145	11.1	5.0		
.051	131	4.0	4.0			131	4.0	12.0			121	4.0	4.1		
.160	104	16.0	7.0			96	20.0	9.2			88	12.2	11.0		
.495	88	14.0	8.0			78	17.1	16.1			61	24.6	2.1		
2.5	62	8.0	4.0	4.5	8.0	60	6.0	10.0	4.5	9.0	48	6.0	5.5	1.0	3.5
5															
10	34	2.9	2.9	1.5	3.5	37	11.9	5.0	1.5	4.0	44	7.3	7.3	2.0	4.3
20	24	2.0	0.0	1.0	2.5	26			1.0	2.8	26	4.0	2.0	1.5	3.5

FREQ. (Mc)	TIME BLOCKS (LST)														
	1200-1600					1600-2000					2000-2400				
	F _{am}	D _u	D _l	V _{dm}	L _{dm}	F _{am}	D _u	D _l	V _{dm}	L _{dm}	F _{am}	D _u	D _l	V _{dm}	L _{dm}
.013	147	10.0	5.0			145	12.0	5.0			147	10.0	5.0		
.051	123	6.0	0.0			125	10.9	6.0			130	22.0	7.2		
.160	90	18.0	11.3			97	21.0	12.7			107	13.1	13.0		
.495	63	21.0	4.0			82	17.6	17.1			90	13.5	9.5		
2.5	52	2.0	11.1	1.0	3.5	56	11.9	7.9	3.0	6.0	62	17.8	4.0	4.0	8.0
5															
10	44	4.9	4.0	2.3	5.0	46	7.9	8.0	2.3	5.0	36	5.9	4.0	1.0	3.5
20	28	4.0	4.0	1.5	3.5	25	5.0	1.2	1.0	3.0	24	4.1	0.0	1.0	2.5

F_{am} = median value of effective antenna noise in db above ktb.

D_u = ratio of upper decile to median in db.

D_l = ratio of median to lower decile in db.

V_{dm} = median deviation of average voltage in db below mean power.

L_{dm} = median deviation of average logarithm in db below mean power.

U.S. DEPARTMENT OF COMMERCE
WASHINGTON, D.C. 20230

POSTAGE AND FEES PAID
U.S. DEPARTMENT OF COMMERCE

OFFICIAL BUSINESS
