

NBS TECHNICAL NOTE **1127**

U.S. DEPARTMENT OF COMMERCE / National Bureau of Standards

National Bureau of Standards Mass Calibration Computer Software

QC
100
U5753
NO. 1127
1980
c. 2

NATIONAL BUREAU OF STANDARDS

The National Bureau of Standards¹ was established by an act of Congress on March 3, 1901. The Bureau's overall goal is to strengthen and advance the Nation's science and technology and facilitate their effective application for public benefit. To this end, the Bureau conducts research and provides: (1) a basis for the Nation's physical measurement system, (2) scientific and technological services for industry and government, (3) a technical basis for equity in trade, and (4) technical services to promote public safety. The Bureau's technical work is performed by the National Measurement Laboratory, the National Engineering Laboratory, and the Institute for Computer Sciences and Technology.

THE NATIONAL MEASUREMENT LABORATORY provides the national system of physical and chemical and materials measurement; coordinates the system with measurement systems of other nations and furnishes essential services leading to accurate and uniform physical and chemical measurement throughout the Nation's scientific community, industry, and commerce; conducts materials research leading to improved methods of measurement, standards, and data on the properties of materials needed by industry, commerce, educational institutions, and Government; provides advisory and research services to other Government agencies; develops, produces, and distributes Standard Reference Materials; and provides calibration services. The Laboratory consists of the following centers:

Absolute Physical Quantities² — Radiation Research — Thermodynamics and Molecular Science — Analytical Chemistry — Materials Science.

THE NATIONAL ENGINEERING LABORATORY provides technology and technical services to the public and private sectors to address national needs and to solve national problems; conducts research in engineering and applied science in support of these efforts; builds and maintains competence in the necessary disciplines required to carry out this research and technical service; develops engineering data and measurement capabilities; provides engineering measurement traceability services; develops test methods and proposes engineering standards and code changes; develops and proposes new engineering practices; and develops and improves mechanisms to transfer results of its research to the ultimate user. The Laboratory consists of the following centers:

Applied Mathematics — Electronics and Electrical Engineering² — Mechanical Engineering and Process Technology² — Building Technology — Fire Research — Consumer Product Technology — Field Methods.

THE INSTITUTE FOR COMPUTER SCIENCES AND TECHNOLOGY conducts research and provides scientific and technical services to aid Federal agencies in the selection, acquisition, application, and use of computer technology to improve effectiveness and economy in Government operations in accordance with Public Law 89-306 (40 U.S.C. 759), relevant Executive Orders, and other directives; carries out this mission by managing the Federal Information Processing Standards Program, developing Federal ADP standards guidelines, and managing Federal participation in ADP voluntary standardization activities; provides scientific and technological advisory services and assistance to Federal agencies; and provides the technical foundation for computer-related policies of the Federal Government. The Institute consists of the following centers:

Programming Science and Technology — Computer Systems Engineering.

¹Headquarters and Laboratories at Gaithersburg, MD, unless otherwise noted; mailing address Washington, DC 20234.

²Some divisions within the center are located at Boulder, CO 80303.

JUL 14 1980

National Bureau of Standards Mass Calibration Computer Software

R. N. Varner
R. C. Raybold

Center for Applied Mathematics
National Engineering Laboratory
National Bureau of Standards
Washington, D.C. 20234



U.S. DEPARTMENT OF COMMERCE, Philip M. Klutznick, Secretary

Luther H. Hodges, Jr., Deputy Secretary

Jordan J. Baruch, Assistant Secretary for Productivity, Technology and Innovation

U.S. NATIONAL BUREAU OF STANDARDS, Ernest Ambler, Director

Issued July 1980

National Bureau of Standards Technical Note 1127

Nat. Bur. Stand. (U.S.), Tech. Note 1127, 164 pages (July 1980)

CODEN: NBTNAE

**U.S. GOVERNMENT PRINTING OFFICE
WASHINGTON: 1980**

For sale by the Superintendent of Documents, U.S. Government Printing Office
Washington, D.C. Price \$5.00
(Add 25 percent for other than U.S. mailing)

CONTENTS

		<u>Page</u>
1.0	Introduction	1
2.0	Calculations	1
	2.1 Dictionary of Symbols and Corresponding FORTRAN Variable Names	19
3.0	Information For Users	23
	3.1 Description of Input	23
	Figure I - Starting Restraint Identification Number Used at NBS	29
	Figure II - Calibration Design Number Used at NBS .	29
	3.2 Diagnostic and Error Messages	30
	3.3 Description of Data Output Used for Process Control	33
4.0	Implementation Information	34
	4.1 Description of Main Program and all Subprograms . .	35
	4.1.01 MAIN Program	35
	4.1.02 BLKDAT Subprogram	35
	4.1.03 READ1 Subprogram	36
	4.1.04 READIT Subprogram	36
	4.1.05 ERROR Subprogram	37
	4.1.06 PRINT1 Subprogram	37
	4.1.07 TEXT1 Subprogram	37
	4.1.08 TEXT2 Subprogram	37
	4.1.09 TEXT3 Subprogram	37
	4.1.10 TEXT4 Subprogram	37
	4.1.11 TEXT5 Subprogram	38
	4.1.12 TEXT6 Subprogram	38
	4.1.13 READ2 Subprogram	38
	4.1.14 SPINV Subprogram	39
	4.1.15 SAVMTX Subprogram	39
	4.1.16 INVCHK Subprogram	39
	4.1.17 PRINT2 Subprogram	39
	4.1.18 CHKLN Subprogram	40
	4.1.19 PGCONT Subprogram	40
	4.1.20 HEADPG Subprogram	40
	4.1.21 FINPRT Subprogram	41
	4.1.22 TEXTS1 Subprogram	41

	<u>Page</u>
4.1.23 TEXTS2 Subprogram	41
4.1.24 DPFD Subprogram	41
4.2 Labeled COMMON	42
4.3 Double Precision Variables	42
Figure III - Flow Chart of Program	43
Figure IV - Labeled COMMON Cross Reference Table .	44
4.4 Equivalenced Variables.	45
4.5 Parameter Dependent Variables	45
4.6 Hardware and System Dependent Variables	48
4.7 Required Storage	49
Acknowledgments	51
References	52
Appendix A.1 -- Sample Input	53
Appendix A.2 -- Sample Printed Output	57
Appendix A.3 -- Sample Process Control Output	94
Appendix B -- Listing of Computer Program	95

National Bureau of Standards Mass Calibration

Computer Software

R. N. Varner

R. C. Raybold

This report describes the FORTRAN computer program used to generate a comprehensive report covering the sequence of operations used to assign mass values to weights submitted to the National Bureau of Standards for calibration. The assignment of these values is accomplished by the method of least squares analysis of the observation of differences between test items and reference items having the same or nearly same density and nominal size. The calculations are defined and the various weighing method options are given. To assist the user, a detailed description of the input data, an input list of error messages, a listing of a sample test case and a listing of the output resulting from the use of the sample test case are given. To assist in the implementation of the computer program, a flow chart, a description of each subprogram, a cross-reference of labeled COMMON, a list of DOUBLE PRECISION variables, a list of EQUIVALENCED variables and other pertinent information is given.

Key words: Calibration report; correction to mass measurements; error checking; FORTRAN program; least squares solution; mass calibration; mass measurements.

1.0 Introduction

This report describes the FORTRAN computer program used to generate a comprehensive report covering the sequence of operations used to assign mass values to weights submitted to the National Bureau of Standards for calibration. The assignment of these values is accomplished by the least squares analysis of the observation of differences between test items and reference items having the same or nearly same density and nominal size. The calculations are defined and the various weighing method options are given. To assist the user, a detailed description of the input data, a list of error messages, a listing of a sample test case and a listing of the output resulting from the use of the sample test case are given. To assist in the implementation of the computer software, a flow chart, a description of each subprogram, a cross-reference of labeled COMMON, a list of DOUBLE PRECISION variables, a list of EQUIVALENCED variables and other pertinent information is given.

2.0 Calculations

This section describes in detail the calculations used by the computer software to assign mass values to weights which have been submitted for calibration. For a discussion of the philosophy of the procedures used, see references [1,2,6,8]. Section 2.1 lists the definition of the symbols used and their corresponding FORTRAN variable names. The use of $||$ in this section denotes the absolute value of the enclosed quantity. The use of $[]$ denotes a matrix operation with the exception of the mentioning of a reference. The use of $'$ denotes the transpose of a vector or matrix. Most, but not all, of the calculations described in this section are performed by the MAIN program.

The average temperature, humidity and pressure are determined from values taken before and after each set of measurements. Because the instruments used to measure these environmental conditions may change with each weighing, the appropriate instrumental correction to the temperature, humidity and pressure are given with each set of weighings as follows:

$$\bar{T} = (T_1 + C_{T1} + T_2 + C_{T2})/2$$

$$\bar{H} = (H_1 + C_{H1} + H_2 + C_{H2})/2$$

$$\bar{P} = (P_1 + C_{P1} + P_2 + C_{P2})/2$$

All input weights (nominals) are converted to grams if they are in pounds.

$$W_j = W_j \times 453.59237 \text{ for } j = 1, \dots, k$$

Accepted mass correction and the volume of the restraint are computed as follows:

If first series

$$C_R = [V'_1 \tau]$$

$$V_R = [V'_1 B]$$

where $B_j = \frac{(W_j + .001\tau_j)(1 + \alpha_j \Delta t)}{\rho_j}$ for $j = 1, \dots, k$

and where $\Delta t = \bar{T} - T_0$, the difference between observed average temperature and nominal temperature.

If not first series

$$C_R = R_c$$

$$V_R = V_s(1 + S_3 \Delta t)$$

Calculations for Buoyancy Corrections

The air density using the averaged environmental conditions is computed from the equation given by Bowman and Schoonover [3].

$$\rho_A = \frac{0.464746}{T_K} \left(P - 0.00378029(H)(e_s) \right)$$

where

$$\rho_A = \text{density of air in mg/cm}^3$$

$$T_K = \text{temperature of air in Kelvin}$$

$$= \text{temperature of air in degrees Celsius} + 273.15$$

$$H = \text{Relative Humidity in percent} \\ (\text{i.e. } 20\% = 20)$$

$$P = \text{Barometric Pressure in mm of Mercury}$$

$$e_s = \text{Saturation Vapor Pressure in mm of Mercury}$$

$$= \text{Exp}(p) / (13.5951 \times 9.80665)$$

$$p = -4.7406885 \times \text{Ln}(T_K)$$

$$-6.8982434 \times 10^3 \times T_K^{-1}$$

$$+0.5938385 \times 10^2$$

$$-0.5797662 \times 10^{-2} \times T_K$$

$$+6.2223854 \times 10^{-6} \times T_K^2$$

The above series expansion is based on an equation developed by Wexler and Greenspan [9]. Using the above equation three values of air density are computed:

$$\rho_a = f(\bar{T}, \bar{P}, \bar{H})$$

$$\rho_{ab} = f(T_1 + C_{T1}, P_1 + C_{P1}, H_1 + C_{H1})$$

$$\rho_{aa} = f(T_2 + C_{T2}, P_2 + C_{P2}, H_2 + C_{H2})$$

The air buoyancy correction is also applied to the sensitivity weight in computing the mass/division factor:

$$S^* = S_w - \rho_a S_v (1 + S_c \Delta t)$$

Types of weighings

The following calculations depend upon the type of weighing used. The program has provisions for the following six different types of weighing methods. The values of the input parameters N1 and N2 are designated, in parenthesis, for each method.

1. Single Substitution - one pan (N1 = 2, N2 = 1)
2. Single Substitution - two pan (N1 = 2, N2 = 0)
3. Single Transposition - two pan (N1 = 0, N2 = 0)
4. Double Substitution - one pan (N1 = 3, N2 = 1)
5. Double Substitution - two pan (N1 = 3, N2 = 0)
6. Double Transposition - two pan (N1 = 1, N2 = 0)

The weighing method used depends upon the type of balances and weights available, the requirements of the job at hand and/or the preference of the operator performing the calibrations. In all types of weighing, the observed difference, A-B, where A denotes the unknown weight and B denotes the standard or known weight, and the observed sensitivity, denoted by S, are computed in scale divisions. The drift effect and the left-right effect may or may not be calculated depending upon the type of weighing being used. The following descriptions of each weighing method explain the pertinent calculations.

Single Substitution - one pan balance

Two or three readings are made. The sensitivity weight is not always measured.

$$O_1 = A$$

$$O_2 = B$$

$$O_3 = B+S$$

$$(\hat{A}-B) = O_1 - O_2$$

$$\hat{S} = -O_2 + O_3 \quad \text{if } O_3 \neq 0$$

$$\hat{S} = 0.0 \quad \text{if } O_3 = 0$$

There is no drift or left-right effect computed.

Single Substitution - two pan balance

There are six or nine readings made for each set of A and B weights.

The sensitivity weight is not always measured.

$$\left. \begin{array}{l} O_1 = A \\ O_2 = A \\ O_3 = A \end{array} \right\} \begin{array}{l} 3 \text{ readings are taken as the balance} \\ \text{is approaching a stable condition.} \end{array}$$

$$\left. \begin{array}{l} O_4 = B \\ O_5 = B \\ O_6 = B \end{array} \right\} \begin{array}{l} 3 \text{ readings are taken as the balance} \\ \text{is approaching a stable condition.} \end{array}$$

$$\left. \begin{array}{l} O_7 = B+S \\ O_8 = B+S \\ O_9 = B+S \end{array} \right\} \begin{array}{l} 3 \text{ readings are taken as the balance is} \\ \text{approaching a stable condition. These 3} \\ \text{readings are sometimes omitted.} \end{array}$$

$$(\hat{A}-B) = \frac{O_1 + 2O_2 + O_3}{4} - \frac{O_4 + 2O_5 + O_6}{4}$$

$$\hat{S} = \left| \frac{0_7 + 2x0_8 + 0_9}{4} - \frac{0_4 + 2x0_5 + 0_6}{4} \right| \text{ if } 0_7, 0_8 \text{ and } 0_9 \text{ are given.}$$

$\hat{S} = 0.0$ if $0_7, 0_8$ and 0_9 are not included. There is no drift of left-right effect computed.

Single Transposition - two pan balance

There are six or nine readings made for each set of A and B weights. If a sensitivity reading is not taken zeros must be used as input to the program.

$\left. \begin{array}{l} 0_1 \\ 0_2 \\ 0_3 \end{array} \right\}$ With A on one pan and B on the opposite pan, three readings are taken as the balance approaches a stable condition.

$\left. \begin{array}{l} 0_4 \\ 0_5 \\ 0_6 \end{array} \right\}$ Weights A and B are interchanged, three readings are taken as the balance approaches a stable condition.

$\left. \begin{array}{l} 0_7 \\ 0_8 \\ 0_9 \end{array} \right\}$ The sensitivity weight is added to either pan and three readings are taken as the balance approaches a stable condition. These readings may be omitted.

$$(\hat{A}-\hat{B}) = \frac{1}{2} \left(\frac{0_1 + 2x0_2 + 0_3}{4} + \frac{0_4 + 2x0_5 + 0_6}{4} \right)$$

$$\hat{S} = \left| \frac{0_7 + 2x0_8 + 0_9}{4} - \frac{0_4 + 2x0_5 + 0_6}{4} \right| \text{ if } 0_7, 0_8 \text{ and } 0_9 \text{ are given}$$

$\hat{S} = 0.0$ if $0_7, 0_8$ and 0_9 are not given

$$\hat{LR} = \frac{1}{2} \left(\frac{0_1 + 2x0_2 + 0_3}{4} + \frac{0_4 + 2x0_5 + 0_6}{4} \right)$$

There is no drift factor computed.

Double Substitution - one pan balance with drift

Four readings are made for each set of A and B weights where:

$$O_1 = A$$

$$O_2 = B$$

$$O_3 = B+S$$

$$O_4 = A+S$$

The least square solutions for $(\hat{A}-B)$, \hat{S} , $\hat{\Delta}$ (drift) are:

$$(\hat{A}-B) = \frac{O_1 - O_2 - O_3 + O_4}{2}$$

$$\hat{S} = \frac{O_1 - 3O_2 + 3O_3 - O_4}{2}$$

$$\hat{\Delta} = \frac{-O_1 + O_2 - O_3 + O_4}{2}$$

There is no left-right effect computed.

The value $\hat{\Delta}$ is based on a 1Δ change in scale readings between each reading.

Double Substitution - two pan balance with drift

A total of 12 readings are made for each set of A and B weights where:

$$\left. \begin{array}{l} O_1 \\ O_2 \\ O_3 \end{array} \right\} \text{ Three readings are taken of weight A as the balance approaches a stable condition.}$$

$\left. \begin{array}{l} 0_4 \\ 0_5 \\ 0_6 \end{array} \right\}$ Three readings are taken of weight B as balance approaches a stable condition.

$\left. \begin{array}{l} 0_7 \\ 0_8 \\ 0_9 \end{array} \right\}$ Three readings are taken of weight B+S as balance approaches a stable condition.

$\left. \begin{array}{l} 0_{10} \\ 0_{11} \\ 0_{12} \end{array} \right\}$ Three readings are taken of weight A+S as balance approaches a stable condition.

$$(\hat{A}-\hat{B}) = \frac{1}{2} \left(\frac{0_1 + 2x0_2 + 0_3}{4} - \frac{0_4 + 2x0_5 + 0_6}{4} - \frac{0_7 + 2x0_8 + 0_9}{4} + \frac{0_{10} + 2x0_{11} + 0_{12}}{4} \right)$$

$$\hat{S} = \frac{1}{2} \left| \frac{0_1 + 2x0_2 + 0_3}{4} - \frac{3(0_4 + 2x0_5 + 0_6)}{4} + \frac{3(0_7 + 2x0_8 + 0_9)}{4} - \frac{0_{10} + 2x0_{11} + 0_{12}}{4} \right|$$

$$\hat{\Delta} = \frac{1}{2} \left(-\frac{0_1 + 2x0_2 + 0_3}{4} + \frac{0_4 + 2x0_5 + 0_6}{4} - \frac{0_7 + 2x0_8 + 0_9}{4} + \frac{0_{10} + 2x0_{11} + 0_{12}}{4} \right)$$

The value $\hat{\Delta}$ is based on a 1Δ change in scale readings between each reading.

Double Transposition - two pan balance with drift

A total of twelve readings are made for each set of A and B weights where:

- $\left. \begin{matrix} 0_1 \\ 0_2 \\ 0_3 \end{matrix} \right\}$ With A on one pan and B on the opposite pan, three readings are taken as the balance approaches a stable condition.
- $\left. \begin{matrix} 0_4 \\ 0_5 \\ 0_6 \end{matrix} \right\}$ With A and B interchanged, three readings are taken as the balance approaches a stable condition.
- $\left. \begin{matrix} 0_7 \\ 0_8 \\ 0_9 \end{matrix} \right\}$ With the sensitivity weight added to either A or B, three readings are taken as the balance approaches a stable condition.
- $\left. \begin{matrix} 0_{10} \\ 0_{11} \\ 0_{12} \end{matrix} \right\}$ With the sensitivity weight added to the opposite pan from the position of the last 3 readings, 3 readings are taken as the balance approaches a stable condition.

$$(\hat{A}-\hat{B}) = \frac{1}{4} \left(\frac{0_1 + 2x0_2 + 0_3}{4} - \frac{0_4 + 2x0_5 + 0_6}{4} - \frac{0_7 + 2x0_8 + 0_9}{4} + \frac{0_{10} + 2x0_{11} + 0_{12}}{4} \right)$$

$$\hat{S} = \frac{1}{2} \left| \frac{0_1 + 2x0_2 + 0_3}{4} - \frac{3(0_4 + 2x0_5 + 0_6)}{4} + \frac{3(0_7 + 2x0_8 + 0_9)}{4} - \frac{0_{10} + 2x0_{11} + 0_{12}}{4} \right|$$

$$\hat{\Delta} = \frac{1}{2} \left(- \frac{0_1 + 2x0_2 + 0_3}{4} + \frac{0_4 + 2x0_5 + 0_6}{4} - \frac{0_7 + 2x0_8 + 0_9}{4} + \frac{0_{10} + 2x0_{11} + 0_{12}}{4} \right)$$

$$\hat{LR} = \frac{1}{4} \left(\frac{3(0_1 + 2x0_2 + 0_3)}{4} + \frac{0_4 + 2x0_5 + 0_6}{4} + \frac{0_7 + 2x0_8 + 0_9}{4} - \frac{0_{10} + 2x0_{11} + 0_{12}}{4} \right)$$

The value $\hat{\Delta}$ is based on a 1Δ change in scale readings between each reading.

Preparation of data for least squares analysis

The design matrix is used to compute the load L_i for each observation

$$L_i = \sum_{j=1}^k \frac{|X_{ji}|}{2} W_j \text{ for } i = 1, \dots, n$$

and the maximum load

$$L_{\max} = \max [L]$$

The values $(\hat{A}-B)$, \hat{S} and $\hat{\Delta}$ are converted from scale divisions to mass units. The following calculations apply to all types of weighings. First the average of the observed sensitivity in scale divisions over all sets of observations which have a constant load is computed.

$$\begin{aligned} \text{a. SUM} &= \sum \hat{S}_i \text{ for } \hat{S}_i \neq 0 \text{ and until } L_i \text{ changes its value} \\ \hat{S}_i &= S^*/\hat{S}_i \end{aligned}$$

b. $\bar{D} = \text{SUM}/j$

where j = number of non zero values in step a.

c. $S_{\text{mu}} = |S^*/\bar{D}|$

d. $Y = \frac{(\hat{A}-B) S^*}{\bar{D}}$

e. $\Delta_{\text{mu}} = \frac{\hat{\Delta} S^*}{D}$

f. Change the sign of S_{mu} and Y if input parameter (N4) indicates a reversed scale.

g. Flag values of

$$\left| \frac{(\hat{A}-B)}{\bar{D}\sqrt{j}} \right| \text{ which are } > .25$$

where $(\hat{A}-B)$ is the observed deflection and $\bar{D}\sqrt{j}$ is the sensitivity deflection.

h. Steps a. - g. are repeated for all observations.

Next, the restraint values for the series is computed. If it is the first series the following are computed:

a. Accepted Correction for restraint

$$R_c = [V'_1 \tau]$$

b. Restraint corrected for environmental condition

$$X^* = [V'_1] [\tau - p_a(B)]$$

where B is defined on page 2.

If not first series, the following are computed:

$$\rho_j = (W_j + .001 R_c) / V_s \text{ for } j=1, \dots, k \text{ and } V_{1j} \neq 0$$

$$\alpha_j = S_3 \text{ for } j=1, \dots, k \text{ and } V_{1j} \neq 0$$

$$X^* = R_c = \rho_a V_s (1 + S_3 \Delta t)$$

In general, let $E(Y)$ denote the vector of expected values, let X denote the matrix of coefficients (the design matrix) and let β denote the column vector of parameters to be estimated. Then

$$E(Y) = [X][\beta].$$

Using the matrix of the coefficients from the equations of the expected values, a matrix representing the design and a vector, Y , for the observed values are set up.

The least squares estimates of the parameters are given by the solution of normal equations.

$$[X'X][\beta] = [X'] [Y]$$

where $X'X$ is a $k \times k$ matrix. To bring the equations to full rank the matrix of normal equations is augmented by a restraint vector denoted by V_1 .

Thus:

$$[Z] = \begin{bmatrix} [X'X] & [V_1] & [X' Y] \\ [V_1'] & \lambda & X^* \\ 0 & 0 & -1 \end{bmatrix} \quad \begin{array}{l} \lambda = 1 \text{ if } [V_1] = 0 \\ \lambda = 0 \text{ if } [V_1] \neq 0 \end{array}$$

For more details on the structure of the above matrix see references [7,10,11]. The inverse of the above matrix $[Z]$ is calculated. Two checks are made to determine the success or failure of the inversion.

1. A check is made for singularity.
2. The maximum value of $[I-ZZ^{-1}]$ should be $\leq .01 \sigma_w$ where
 - I is the identity matrix
 - σ_w is the accepted within standard deviation of the process
 - Z^{-1} is the inverse of Z.

If either of these tests fail an error message is printed and no further calculations will be made. Control will be sent to the subprogram PRINT2 and no final report will be printed.

If the matrix inversion is successful

$$[Z]^{-1} = \begin{bmatrix} [C] & \vdots & \hat{[\beta]} \\ \dots & \dots & \dots \end{bmatrix} \quad \text{where: } C \text{ is the } k \times k \text{ matrix containing the elements of the inverse of matrix of normal equations and } \hat{\beta} \text{ contains the parameter estimates}$$

The deviations (observed-predicted) are computed. In matrix notation

$$[\delta] = [Y] - [X] \hat{[\beta]}$$

with dimensions $n \times 1$, $n \times 1$, $n \times k$ and $k \times 1$.

The corrections using the estimated parameter values corrected by the air buoyancy correction are computed. An iterative process is used to minimize the error of the estimated values. The calculations are performed using double precision arithmetic.

$$C1_j = \hat{\beta}_j + \rho_a \left(\frac{W_j}{\rho_j} \right) (1 + \alpha_j \Delta t) \quad \text{for } j = 1, \dots, k$$

$$a. \quad C2_j = \hat{\beta}_j + \rho_a \left(\frac{W_j + .001 C1_j}{\rho_j} \right) (1 + \alpha_j \Delta t) \quad \text{for } j = 1, \dots, k$$

b. If all $|C2_j - C1_j| < .01 \sigma_w$ continue calculations.

If the above condition is not true set

$$C_{1j} = C_{2j} \quad \text{for } j = 1, \dots, k$$

and repeat steps a. and b. above for a maximum of 10 iterations. A message is printed regarding the number of iterations required.

Determine value of restraint in terms of nominal values.

$$W_R = [V_1' W]$$

Compute volume of unknowns in terms of the estimated correction produced by the above iteration.

$$V_j = \left(\frac{W_j + .001 C_{2j}}{\rho_j} \right) (1 + \alpha_j \Delta t) \quad \text{for } j = 1, \dots, k$$

Estimates of Uncertainty

Initially, the uncertainty for the starting restraint is entered in two parts: zero for the limit to possible effect of random error, and a value, E_s , for the uncertainty of the starting standards. All subsequent uncertainty values are based on two components - one due to the uncertainties in starting standards and the other due to the uncertainties from the balance and design used.

The uncertainty in an individual weight consists of the following two components:

Systematic Error

$$E_j = \left(\frac{W_j}{W_R} \right) E_s \quad \text{for } j = 1, \dots, k$$

Random Error

$$R_j = \sqrt{(3\sigma_w)^2 C_{jj} + \left(\frac{W_j}{W_R} \right)^2 (3\sigma)^2 + (3\sigma_T)^2} \quad \text{for } j = 1, \dots, k$$

where

σ_w is the accepted within standard deviation of the process

C_{jj} are the diagonal elements of the inverse of the matrix of normal equations

3σ is random error affecting the restraint*

σ_T is the accepted between variance of the process

The total uncertainty is the sum of the systematic error and the random error.

$$U_j = E_j + R_j \quad \text{for } j = 1, \dots, k$$

For the outgoing restraint the corresponding values are

Systematic Error

$$E_o = [V'_3 E]$$

Random Error

$$R_o = \sqrt{(3\sigma_w)^2 [V'_3 C V_3] + \left(\frac{[V'_3 W]}{W_R}\right)^2 (3\sigma)^2 + (3\sigma_T)^2}$$

If certain weights are to be used in combination, sets of linear combinations, V_5 , may be specified. If this is the case the following calculations are made:

Correction to nominals in linear combination

$$C_\ell = [V'_5 C_2]$$

Systematic error for linear combination

$$E_\ell = [V'_5 E]$$

Random error for linear combinations

$$R_\ell = \sqrt{(3\sigma_w)^2 [V'_5 C V_5] + \left(\frac{[V'_5 W]}{W_R}\right)^2 (3\sigma)^2 + (3\sigma_T)^2}$$

Total uncertainty for linear combination

$$U_\ell = E_\ell + R_\ell$$

*on the initial restraint, the random error is zero.

Precision control is determined by computing the standard deviation

$$s = \sqrt{\frac{\sum \delta^2}{n-k+1}}$$

and comparing this with the accepted standard deviation, σ_w , by computing the F ratio

$$F = s^2 / \sigma_w^2$$

and comparing it with the critical value for the F distribution. The critical value for the F distribution is given by

$$F_t = \left(1 - \frac{2}{9(n-k+1)} + 2.32635 \sqrt{\frac{2}{9(n-k+1)}} \right)^3$$

$$\text{for } (n-k+1) \geq 2$$

$$F_t = 6.64 \text{ for } (n-k+1) = 1$$

If $F > F_t$, a message is printed, on the last page of printout for a series, stating that the process is not in control.

The observed value for the check standard is given by

$$C_c = [V'_2 C_2]$$

The nominal value of the check standard is given by

$$[V'_2 W]$$

The accepted correction value for the check standard is given by

$$[V'_2 \tau]$$

The difference between the observed and the accepted value is divided by the standard deviation of the check standard to produce the t-test

value

$$T = \frac{[V_2' C_2] - [V_2' \tau]}{\sigma_c}$$

where

$$\sigma_c = \sqrt{(\sigma_w)^2 [V_2' C V_2] + \left(\frac{[V_2' W]}{W_R} \right)^2 \sigma^2 + (\sigma_T)^2}$$

This value is compared with T_t where

$$T_t = \frac{[V_2' E]}{\sigma_c}$$

If $|T - T_t| \geq 3$ a message is printed on the last page of printout for a series stating that the check standard is not in control.

Compute values for the final summary of the report as requested by the input vector V_4 .

Apparent mass versus brass in milligrams

$$M_a = \left(\frac{(W + .001 C_2) \left(1 - \frac{.0012}{\rho}\right)}{1 - \frac{.0012 (1 + .000054 \times 20)}{8.4}} - W \right) 1000$$

Mass of weight in grams

$$M_T = W + .001 C_2$$

Total uncertainty in grams

$$U_f = .001 U$$

Volume at 20°C

$$V_f = \frac{W + .001 C_2}{\rho}$$

Coefficient of expansion

$$C_f = \alpha$$

Apparent mass versus a standard having a density of 8.0 grams/cm³ at 20°C

$$CR_f = \left(\frac{(W + .001 C_2) \left(\frac{1 - .0012}{\rho} \right) - W}{1 - \frac{.0012}{8.0}} \right) 1000$$

Set up values to be saved for next series if no errors were made and if another series is requested.

Systematic Error

$$E_s = E_o$$

Random Error

$$3\sigma = R_o$$

$$S_3 = \frac{[V'_3 S_2]}{[V'_3 S_1]}$$

where

$$S_1 = \frac{W + .001 C_2}{\rho}$$

$$S_2 = \alpha \left(\frac{W + .001 C_2}{\rho} \right)$$

Compute restraint for the next series.

$$R_c = [V'_3 C_2]$$

Compute volume of restraint for the next series.

$$V_s = [V'_3] \left(\frac{W_j + .001 C_{2j}}{\rho_j} \right) \text{ for } j = 1, \dots, k$$

2.1 Dictionary of Symbols and Corresponding FORTRAN Variable Names

The first column contains the symbol used by this documentation. The second column denotes input (I), output (O) or computed value (C). The third column gives the variable name used by computer program. The fourth column gives a brief description of the parameter. The symbols are listed in the order that they are used in the program.

<u>Symbol</u>		<u>FORTRAN Name</u>	<u>Description</u>
	I/O	B1	name or organization
	I/O	B2	address of organization
	I/O	B3	address of organization
	I/O	B4	description of weights being calibrated
	I/O	B5	serial number of set of weights
	I/O	B6	date of report
	I/O	B7	test folder number (used for NBS records of calibrations)
3σ	I	RANERR	3 standard deviation limit for random error affecting the restraint
E_s	I	SYSERR	Systematic error in the restraint
T_0	I	TNOM	nominal temperature
T_1	I	T1P	temperature reading in Celsius at beginning of measurements
T_2	I	T2P	temperature reading in Celsius at end of measurements
P_1	I	P1P	pressure reading in mm of Mercury at beginning of measurements
P_2	I	P2P	pressure reading in mm of Mercury at end of measurements
H_1	I	H1P	humidity reading in percent at beginning of measurements

H ₂	I	H2P	humidity readings in percent at end of measurements
C _{P1}	I	CP1	correction to "before" pressure reading in mm of Mercury
C _{P2}	I	CP2	correction to "after" pressure readings in mm of Mercury
C _{T1}	I	CT1	correction to "before" temperature reading in Celsius
C _{T2}	I	CT2	correction to "after" pressure reading in Celsius
C _{H1}	I	CH1	correction to "before" humidity reading in percent
C _{H2}	I	CH2	correction to "after" humidity reading in percent
\bar{T}	C	TBAR	average corrected temperature in Celsius
\bar{P}	C	PBAR	average corrected pressure in mm of Mercury
\bar{H}	C	HBAR	average corrected humidity in percent
n	I	NOBS	number of observations $< \underline{50}$
k	I	NUNKN	number of unknowns $< \underline{15}$
σ_w	I	STDEBA	accepted within standard deviation of the process in mg.
S _w	I	SWT	true mass value in mg. of sensitivity weight
S _v	I	VSWT	volume of sensitivity weight in cm ³ at 20°C
S _c	I	CEXSWT	coefficient of expansion of sensitivity weight
σ_T	I	VARBAL	accepted between standard deviation of the process in mg.
W	I	ANOM	nominal value of weight in grams or pounds
ρ	I/C	DENSTY	density of weights in g/cm ³ at 20°C

α	I/C	COEFEX	coefficient of expansion of weight
τ	I	ACCVAL	accepted correction of weight in mg.
V_1	I	ARSTIN	vector identifying items in the restraint
V_2	I	ACKSTD	vector identifying items in the check standard
V_3	I	IRSTOU	vector identifying items to be used as restraint in the next series
V_4	I	INPRNT	print vector
X	I	DESMAT	design matrix
V_5	I	ALCOM	linear combination vector
O	I	OBSERV	observations
Δt	C	TDELTA	difference between observed temperature and nominal temperature
C_R	C	CORR	mass correction for restraint in mg.
V_R	C	VOLRES	volume of weights in restraint in cm^3
B	C	TEMP	volume of weights
T_K	C	TKEL	temperature in degrees Kelvin
ρ_a	C	RHOA	air density for average environment conditions
ρ_{ab}	C	RHOAB	air density for "before" environment conditions
ρ_{aa}	C	RHOAA	air density for "after" environment conditions
L	C	ILOAD	vector of loads
L_{max}	C	ALOADP	maximum load
S^*	C	STAR	the mass of the sensitivity weight with air buoyancy correction applied
$(\hat{A}-\hat{B})$	C	D1	predicted difference A-B in scale divisions where A is the unknown weight and B the standard
\hat{S}	C	DS1	predicted sensitivity in scale divisions

$\hat{\Delta}$	C	DRIFT	predicted drift in scale divisions
$\hat{L}R$	C	ZERO	predicted left-right effect in scale division
\bar{D}	C	DBAR	average of observed sensitivities of load of equal size
S_{mu}	C	SWTPRT	average sensitivity in mass units (mg/division)
Y	C	A	observed (A-B) in mass units where A is the unknown weight and B the standard
Δ_{mu}	C	DRIFT	drift in mass units
X^*	C	XREST	accepted mass correction for restraint in mg.
R_c	C	TMSUM	computed restraint correction in mg. for the m+1 series
Z	C	Y	matrix of normal equations
C	C	Y	diagonal elements of the inverse of the matrix of normal equations
δ	C	DELTA	deviation between observed and predicted weight values
C1	C	CORRP	estimated correction to the nominal in grams
C2	C	OBSCOR	observed correction after iteration
β	C	Y	estimated values of unknown from Z^{-1}
W_R	C	WR	nominal weight of restraint
V	C	COMVOP	computed volume of unknown using estimated corrections
E	C	SERROR	systematic error for each weight
R	C	TRISIG	random error for each weight
U	C	TOTUN	total uncertainty of each weight
V_s	C	SOLSUM	computed value of volume for m+1 series
C_ℓ	C	CORR5A	corrections for linear combination
E_ℓ	C	SER5A	systematic error for linear combination

R_l	C	SIG35A	random error for linear combination
U_l	C	UNC5A	total uncertainty for linear combinations
E_o	C	SERSUM	systematic error for outgoing restraint
R_o	C	T3SIG	random error for outgoing restraint
s	C	OBSTD	observed standard deviation of the series
F	C	FRATIO	f - test ratio
F_t	C	PRETST	critical value for the F distribution
C_c	C	OBCOCK	observed check standard
σ_c	C	OBCK	standard deviation of observed check standard
T	C	TVAL	t - test value
M_a	C	APPMAS	apparent mass verses brass for final output
M_T	C	TRMASS	mass of weight in grams or pounds for final output
U_f	C	UNCERT	total uncertainty in grams or pounds for final output
V_f	C	VOLPRT	volume at 20°C for final output
C_f	C	COEPRT	coefficient of expansion for final output
CR_f	C	CORRB	apparent mass verses density 8.0 for final output
S_3	C	SUMP	value used to compute volume of restraint for m+1 series

3.0 Information For Users

This section contains information pertinent to the user of the software.

3.1 Description of Input

The input requirements of the computer program are defined in this

section. The data entry column defines each unique data item, not each input record. The data, with a few designated exceptions where a format is given, is recorded in a free field format. The subprogram name and the FORTRAN variable name for each data entry is given along with a brief description of the input parameter. See Appendix A.1 for a listing of sample data.

<u>DATA ENTRY</u>	<u>FORMAT</u>	<u>SUBPROGRAM</u>	<u>VARIABLE NAMES AND DESCRIPTION</u>
#1*	72A1	READ1	B1 - name of company submitting test weight
#2*	72A1	READ1	B2 - address (street name and number)
#3*	72A1	READ1	B3 - address (city, state and zip code)
#4*	72A1	READ1	B4 - description of weights to be calibrated
#5*	72A1	READ1	B5 - serial number of set of weights
#6*	72A1	READ1	B6 - date of report
#7**	72A1	READ1	B7 - test folder number (used for NBS records of calibrations)
#8	Variable	READ1	RANERR, SYSERR, TNOM, IBREST RANERR - 3 standard deviation limit for random error in the starting restraint SYSERR - limit to possible systematic error in the starting restraint TNOM - nominal temperature at which apparent mass and volume are reported in degrees Celsius ***IBREST - starting restraint identification number (2 digits)

* Data entries #1-17 are searched for the first non-blank character at which time all remaining characters are saved for printing on the document, i.e. leading blanks are eliminated.

** On output, only the first 18 non-blank characters are printed.

*** See Figure I.

DATA
ENTRY FORMAT SUBPROGRAM VARIABLE NAMES AND DESCRIPTION (Continued)

CP1, CP2 - pressure corrections in mm of Mercury for observed pressure before and after measurements are taken

CT1, CP2 - temperature corrections in degrees Celsius for observed temperature before and after measurements are taken

CH1, CH2 - humidity corrections in percent for observed humidity before and after measurements are taken

#12 Variable READ2

NOBS, NUNKN, ICALDS, LINVAR

NOBS - number of observations ≤ 50

NUNKN - number of unknowns ≤ 15

*ICALDS - calibration design number (3 digits)

LINVAR - number of linear combinations ≤ 19

#13 Variable READ2

STDEBA, SWT, VSWT, CEXSWT, VARBAL

STDEBA - accepted within standard deviation of the process

SWT - mass mass value in mg. of the sensitivity weight

VSWT - volume of sensitivity weight in cm^3 at 20 degrees Celsius

CEXSWT - coefficient of expansion of sensitivity weight

VARBAL - accepted between standard deviation of the process in mg.

* See Figure II.

DATA

<u>ENTRY</u>	<u>FORMAT</u>	<u>SUBPROGRAM</u>	<u>VARIABLE NAMES AND DESCRIPTION</u> (Continued)
#14*	Variable (Exception- the first 15 characters are for the identification)	READ2	<p>AIDCST_{j,i}, j=1,...,5, ANOM_i, DENSTY_i, COEFEX_i, ACCVAL_i, i=1,...,NUNKN</p> <p>AIDCST_{j,i}, j=1,...,5 - weight identification in positions 1-15 of the input record</p> <p>ANOM_i - nominal weight in grams or pounds</p> <p>DENSTY_i - density of weight in g/cm³ at 20°C</p> <p>COEFEX_i - coefficient of expansion of weight</p> <p>**ACCVAL_i - accepted correction to weight in mg.</p>
#15	Variable	READ2	<p>ARSTIN_i, i=1,...,NUNKN</p> <p>Vector identifying items in the restraint. Entries may be 0 or 1 only.</p>
#16	Variable	READ2	<p>ACKSTD_i, i=1,...,NUNKN</p> <p>Vector identifying items in the check, standard. Entries may be 0, -1, or 1.</p>
#17	Variable	READ2	<p>IRSTOU_i, i=1,...,NUNKN</p> <p>Vector identifying items in restraint for the m+1 series. This vector has entries of 0 or 1. If there is not another series, entries are all zero.</p>
#18	Variable	READ2	<p>IPRNT_i, i=1,...,NUNKN</p> <p>Vector identifying items to be reported in the summary. A value of 1 means report and 0 means omit from report.</p>
#19***	Variable	READ2	<p>****DESMAT_{j,i}, j=1,...,NUNKN, i=1,...,NOBS</p> <p>The design matrix consists of entries of 0, 1, or -1 for the series. Each data item contains NUNKN values. Repeat NOBS times.</p>

* Repeat this data entry for each unknown.

** This value is always given in mg., even if the nominal is in pounds.

*** Repeat this data entry for each observation.

**** The design matrix defines the method which is being used to group and
intercompare the unknown weights and the check standard (the known weight).

DATA

ENTRY	FORMAT	SUBPROGRAM	VARIABLE NAMES AND DESCRIPTION (Continued)
-------	--------	------------	--

#20	Variable	READ2	ALCOM _{j,i} , j=1,..., NUNKN; i=1,..., LINVAR. If LINVAR \neq 0
-----	----------	-------	--

Enter LINVAR vectors containing NUNKN values per vector which describe the required linear combinations. The values in each vector consists 0, 1 or -1.

#21	Variable	READ2	OBSERV _k k=1,...,kk where kk \leq 600
-----	----------	-------	--

Provide readings in scale divisions corresponding to the design and type of weighing as indicated by data entries #9 and #19. The following combinations of N1 and N2 determine the number of entries per record for each observation. If for any reason a reading is not taken, a zero must be used to so indicate.

- a. N1=2 and N2=1 Enter 0₁,0₂,0₃; 2 or 3 values per record
- b. N1=2 and N2=0 Enter 0₁,0₂,0₃,0₄,0₅,0₆,0₇,0₈,0₉; 6 or 9 values per record
- c. N1=0 and N2=0 Enter 0₁,0₂,0₃,0₄,0₅,0₆,0₇,0₈,0₉; 6 or 9 values per record
- d. N1=3 and N2=1 Enter 0₁,0₂,0₃,0₄; 4 values per record
- e. N1=3 and N2=0 Enter 0₁,0₂,0₃,0₄,0₅,0₆; 6 values per record (2 records)
0₇,0₈,0₉,0₁₀,0₁₁,0₁₂
- f. N1=1 and N2=0 Enter same as e. above.

Any other combinations of N1 and N2 assumes f. as defined above.

#22	Variable	READ2	A value (-20000) terminates the reading of the observations. It is the responsibility of the user to be sure that the number of observations corresponds to the number required by the specified schedule given in data entry #19.
-----	----------	-------	--

If the vector described in data entry #17 is not equal to zero, continue input of data repeating from data entry #9. If the vector is zero a STOP terminates the input of data. This flag must appear in position 1 through 4 of the input record.

Figure I. Starting Restraint Identification Used at NBS

Given below is an example of frequently used restraint identifications used at NBS. The symbol g denotes grams and kg kilograms.

<u>Restraint Identification</u>	<u>Weights Used in the Restraint</u>
1	$N \text{ kg}_1 + N \text{ kg}_2$
2	$NB^1 100\text{g} + AA 100\text{g}$
4	$NB^1 1\text{g}$

Figure II. Calibration Design Number Used at NBS

Given below is an example of frequently used calibration identifications with the design, the number of weight and the required number of observations for each.

<u>Design Identification</u>	<u>Design</u>	<u>No. of weights</u>	<u>No. of observations</u>
1	1,1,1	3	3
16	5,2,2,1,1,1	6	8
41	1,1,1,1	4	6
51	1,1,1,1,1	5	10
53	5,3,2,1,1	5	8
62	5,3,2,1,1,1	6	11

3.2 Diagnostic and Error Messages

This section lists all the possible error messages and other informative messages concerning the statistical tests made by the program. The subprogram which contains the message and an explanation of the message is given. The message is given in quotes and an indication (i.e. ---) is given if some computed quantity is also printed.

A. "NEG SQRT ARG = ---"

This message is printed by the MAIN program if the value under the radical is negative in the computation of the random error for a weight. If the value under the radical is negative it is assumed to be zero.

B. The following six messages appear in the subprogram ERROR. They are error messages resulting from the execution of subprogram READIT and indicate that an input value is too large or too small for the capacity of the computer being used.

- (1) "***** DIAGNOTIC ***** THE NUMBER OF SIGNIFICANT DIGITS IN A NUMBER HAS REACHED ---. THIS MAY PRODUCE OVERFLOW OR UNDERFLOW."
- (2) "***** ERROR ***** THE NUMBER OF SIGNIFICANT DIGITS IN A NUMBER HAS REACHED ---. THIS WILL PRODUCE OVERFLOW OR UNDERFLOW."
- (3) "***** ERROR ***** NUMBER IS TOO SMALL IN ABSOLUTE VALUE AND WILL PRODUCE UNDERFLOW."
- (4) "***** DIAGNOSTIC ***** NUMBER IS SMALL IN ABSOLUTE VALUE AND MAY PRODUCE UNDERFLOW."
- (5) "***** DIAGNOSTIC ***** NUMBER IS LARGE IN ABSOLUTE VALUE AND MAY PRODUCE OVERFLOW."

(6) "***** ERROR ***** NUMBER IS TOO LARGE IN ABSOLUTE VALUE AND
WILL PRODUCE OVERFLOW."

C. The following error message which occurs in the subprogram ERROR is printed after each of the six messages stated above. It prints out the data item containing the invalid data value.

"THIS OCCURRED IN CONNECTION WITH READING THE DATA ON THE FOLLOWING
CARD."

D. The subprogram READIT has an option of specifying an alphanumeric value at the beginning of a data item. If this option does not specify the proper number of characters in the alphanumeric value the following message is printed.

"***** ERROR ***** THE VALUE OF 'KOL' IS --- AND THIS VALUE IS
INVALID. KOL MUST BE GREATER THAN 0 AND MUST NOT EXCEED 80."

E. If there are problems in the matrix inversion procedure, one of the following two messages is printed:

(1) "MATRIX IS SINGULAR"

(2) "ERROR IN INVERSE".

If the first message occurs, it indicates that there is some problem with the input data. If the second message is printed it means that the condition

$$\max [I-AA^{-1}] \leq .01\sigma_w$$

was not met. In addition to the message; the original matrix, the inverted matrix and the $[I-AA^{-1}]$ matrix is printed. Both of these messages are printed by the subprogram PRINT2. After the printing of either of the messages the execution of the program is aborted.

F. "STOPPED AT 10 ITERATIONS"

This message is printed by subprogram PRINT2 and indicates that the iterative process used to compute the observed correction (see page 14 of calculations) was terminated at 10 iterations.

G. "INPUT ERROR IN RESTRAINT. CHECK RESTRAINT VECTOR, NOMINAL VALUE, DENSITY AND COEFFICIENT OF EXPANSION OF RESTRAINT --- MG COMPUTED CORRECTION OF RESTRAINT --- MG"

This diagnostic message is printed by subprogram PRINT2 when the following test fails.

$$|[V_1' \tau] \text{ (accepted restraint)} - [V_1' C_2] \text{ (computed restraint)}| < .1\sigma_w$$

H. One of the following three diagnostic messages concerning the interpretation of the t-test is printed by subprogram PRINT2. See page 17 for calculation of the t-test.

(1) "ABSOLUTE VALUE OF T IS LESS THAN 3. THEREFORE CHECK STANDARD IS IN CONTROL."

$$|T| < 3.0$$

(2) "ALTHOUGH THE ABSOLUTE VALUE OF T IS GREATER THAN OR EQUAL TO 3, THE T VALUE CORRECTED FOR SYSTEMATIC ERROR IS LESS THAN 3, THEREFORE THE CHECK STANDARD IS IN CONTROL."

$$|T| \geq 3 \text{ AND } (T - T_t) < 3.0$$

(3) "ALTHOUGH THE ABSOLUTE VALUE OF T IS GREATER THAN OR EQUAL TO 3, THE DIFFERENCE IS STILL SIGNIFICANT AFTER ALLOWANCE FOR SYSTEMATIC ERROR, THEREFORE THE CHECK STANDARD IS NOT IN CONTROL."

$$|T| \geq 3 \text{ AND } (T - T_t) \geq 3.0$$

I. One of the following two diagnostic messages concerning the interpretation of the F-test is printed by subprogram PRINT2. The critical value is printed in the space denoted by --. See page 16 for the calculations of the F ratio.

- (1) "F RATIO IS LESS THAN---(CRITICAL VALUE FOR PROBABILITY = .01).
THEREFORE THE STANDARD DEVIATION IS IN CONTROL."

$$F \leq F_t$$

- (2) "F RATIO IS GREATER THAN---(CRITICAL VALUE FOR PROBABILITY = .01).
THEREFORE THE STANDARD DEVIATION IS NOT IN CONTROL."

$$F > F_t$$

3.3 Description of Data Output Used for Process Control

If neither the t-test or F-test fails, selected values are saved on a unformatted temporary file during the execution of the program. The temporary file is defined by the variable ITMP in the BLKDAT subprogram. See section 4.6. The subprogram FINPRT reads the temporary file, ITMP, and generates a formatted file (IP as defined by subprogram BLKDAT) of the saved parameters.

The table below defines the parameters with their corresponding format. All parameters are contained in an 80 character record. Appendix A.3 lists the process parameters saved from the sample run given in Appendix A.2.

<u>Variable</u>	<u>Description</u>	<u>Format</u>
IDATE ₁ IDATE ₂ , IDATE ₃	date	3I2
IBREST	restraint identification	I2
ICKUSD	check standard identification	I3
OBCOCK	observed check standard value	F11.5
IBAL	balance identification	I3
OBSTD	observed standard deviation	F9.5
NDGFR	degrees of freedom	I2
ICALDS	calibration identification	I3
TBAR	average corrected temperature	F5.2
DIFT	difference between "before" and "after" temperature reading	F5.2
PBAR	average corrected pressure	F6.2
DIFP	difference between "before" and "after" pressure reading	F5.2
HBAR	average corrected humidity	F7.4
DIFH	difference between "before" and "after" humidity reading	F4.1
RHOA	air density as a function of TBAR, PBAR and HBAR	F6.4
IOP	operator	I2
	denotes standard	LHS

4.0 Implementation Information

This section describes the information needed for implementing the FORTRAN computer software. Information is given concerning the flow and function of the MAIN program and all subprograms. In addition, a cross reference table of labeled COMMON; the use of the DATA, DOUBLE-PRECISION

and EQUIVALENCE statements; the function of switch variables in the various subprogram and other information which may be bothersome on implementation are given. Figure III on page 43 gives a flow chart of the program. Figure IV on page 44 gives a cross reference table of labeled COMMON.

4.1 Description of MAIN program and all Subprograms

The software consists of one main program and 23 subprograms. This section describes briefly the function of each. The subprogram descriptions are listed in the order in which they are called during the execution of the program.

4.1.01 MAIN Program

This program controls the flow of the input, calculations and output. All the calculations described in Section 2.0 are performed in this program with the exception of a few computations which are performed in subprograms PRINT2 and READ2.

4.1.02 BLKDAT Subprogram

This subprogram is a BLOCK DATA subprogram and contains values which may need to be changed to comply with the demands of a specific computer or computer operating system. The DATA statements define the following values:

- a. Machine zero 1×10^{-8} (UNIVAC 1108)
- b. Characters: 0-9, blank, -, ., *, +, comma, D and E
- c. Input unit number, output unit numbers and number of lines per page
- d. Flag STOP to detect end of data and blank
- e. The number 10 which controls the number of iterations in the MAIN program. See page 13.

4.1.03 READ1 Subprogram

This subprogram reads data that is common to all series. Eight data entries are read consisting of administrative data, statistical control parameters, nominal temperature and the starting restraint identification. The first seven data entries consisting of administrative information, company name and address and description of weights being tested, are read with a 72A1 format specification. The information may occur anywhere within the 72 position limit. Leading blanks are eliminated before the information is printed on the report. The eighth data entry gives the values for random error, systematic error, nominal temperature and the starting restraint identification. The values are read by a subprogram, READIT, which permits input in a variable format. Four values are assumed to be given and no check is made for missing values.

4.1.04 READIT Subprogram

This subprogram provides for input in variable format and is used by subprograms READ1 and READ2. The input data is restricted to first 80 positions of the input record. Alphanumeric data may be given in the first n, where n is specified, positions. These characters are saved for output. Numeric values are separated by one or more blanks, a comma, any letter except D or E, or any other permitted character except a plus sign (+), a minus sign (-) or a decimal (.). Numeric values may appear in integer form or floating point form using a decimal point or an exponent in which case the letter D or E must precede the exponent. Values with a D preceding the exponent are accepted only as single precision values, not as double precision values.

4.1.05 ERROR Subprogram

This subprogram is used in conjunction with subprogram READIT described in section 4.1.04. It contains the output statements and corresponding formats for the printing of errors associated with the subprogram READIT's interpretation of meaningless input data.

4.1.06 PRINT1 Subprogram

This subprogram prints the title page and pages 1, 2, 3, 4, 5 and 6 of the report generated for each calibration. This information is pertinent only to the NBS calibration program.

4.1.07 TEXT1 Subprogram

This subprogram contains the output statements and their corresponding formats for the printing of page 1 of the calibration report.

4.1.08 TEXT2 Subprogram

This subprogram contains the output statements and their corresponding format for the printing of page 2 of the calibration report.

4.1.09 TEXT3 Subprogram

This subprogram contains the output statements and their corresponding formats for the printing of page 3 of the calibration report.

4.1.10 TEXT4 Subprogram

This subprogram contains the output statement and their corresponding formats for the printing of page 4 of the calibration report.

4.1.11 TEXT5 Subprogram

This subprogram contains the output statements and their corresponding formats for the printing of page 5 of the calibration report.

4.1.12 TEXT6 Subprogram

This subprogram contains the output statements and their corresponding formats for the printing of page 6 of the calibration report.

4.1.13 READ2 Subprogram

This subprogram uses the subprogram READIT, described in section 4.1.04, to read the following information which is needed for each series.

- a. Description of the weighing method
- b. Administrative data--date, operator, balance identification and check standard identification
- c. Environmental conditions--temperature, pressure, humidity
- d. Number of observations, number of unknowns, design identification and number of linear combinations
- e. Standard deviation of balance, mass of sensitivity weight, volume of sensitivity weight, coefficient of expansion of sensitivity weight, accepted between standard deviation of the process
- f. Information about test item: weight, density, coefficient of expansion and accepted correction
- g. Restraint vector
- h. Check standard vector
- i. Restraint vector for next series
- j. Report vector
- k. Design matrix
- l. Linear combination vector(s)

- m. Observations--Reading of observations is terminated by a -20000 entry.

Information given in pounds is converted to grams. A control parameter designated by the weighing method parameter is defined. The average values for the corrected temperature, pressure and humidity are computed.

4.1.14 SPINV Subprogram

This subprogram inverts the augmented matrix of normal equations. A check is made for singularity. A call is made to subprogram INVCHK for the purpose of checking the success or failure of the inversion.

4.1.15 SAVMTX Subprogram

This subprogram is used by subprogram SPINV described in 4.1.14. The original matrix is saved before the inverse operation of subprogram SPINV begins.

4.1.16 INVCHK Subprogram

This subprogram called by subprogram SPINV makes a check on the success of the matrix inversion. The check $[I-AA^{-1}] < E$ is made where I is the identity matrix, A is the original matrix, A^{-1} is the inverse of A and E is the value $.01\sigma_w$ where σ_w is the accepted standard deviation of the balance. If the conditions are not met, a flag is defined.

4.1.17 PRINT2 Subprogram

This subprogram makes necessary calculations and contains output statements and their corresponding formats for the printing of the four or five pages of the report associated with each series. The first page of the output contains administrative information: statistical control

values, restraint information, check standard information, test environmental conditions and description of weights being calibrated. The second page of the output contains the design and the observations. The third page of the output contains the computed values for the corrections and their corresponding uncertainties and pertinent information of the restraint for the next series. The fourth or fifth page of the output contains the information concerning the statistical F-test and t-test. If neither the t-test or F-test fails, values are saved for process control. See section 3.3. The fourth page, if linear combinations are requested, contains information related to the requested linear combinations.

4.1.18 CHKLN Subprogram

This subprogram makes a check between the current number of lines on a page of printout and the parameter controlling the number of lines permitted per page. If the maximum is exceeded subprogram PGCONT is called.

4.1.19 PGCONT Subprogram

This subprogram writes the information needed in the case where a continuation page is required due to output page overflow.

4.1.20 HEADPG Subprogram

This subprogram writes the headings on each page. The heading includes the company name and address, a description of the weights being tested, the balance, the date, the page number and the series number.

4.1.21 FINPRT Subprogram

This subprogram controls the printing of the four summary pages for each calibration report. If mass was given in English units, the values are converted to grams for the output. The reported corrections are printed in milligrams. The subprogram TEXTS1 and TEXTS2 are called to print the summary text. A subprogram called DPF D is used to print double precision values of mass and corrections in fixed notations (see Table I and Table II of the output example).

4.1.22 TEXTS1 Subprogram

This subprogram contains the output statements and their corresponding formats for printing the text of the first page of the summary.

4.1.23 TEXTS2 Subprogram

This subprogram contains the output statements and their corresponding formats for printing the text of the second page of the summary.

4.1.24 DPFD Subprogram

This subprogram converts a double precision value to a string of numeric characters representing its values to be printed as a fixed floating point data type with more than 8 accurate digits, the number permitted on the UNIVAC 1108.

4.2 Labeled COMMON

Figure IV lists all the labeled COMMON areas and the main program and all its subprograms. Check marks indicate which subprograms use which labeled COMMON areas. The numbers in parentheses indicate the amount of storage required.

4.3 Double Precision Variables

The following table defines the subprograms using double precision variables, the variable names and in which labeled COMMON area they appear. N.A. means not applicable.

<u>Variable</u>	<u>Subprogram</u>	<u>COMMON</u>
VOLP	MAIN	N. A.
CORRP	MAIN	N. A.
OBSCOR	MAIN, PRINT2	COMPUT
TRMASS	MAIN, FINPRT	REPRT
APPMAP	MAIN	N. A.
APPMAS	MAIN, FINPRT	REPRT
CORRBB	MAIN	N. A.
CORRB	MAIN, FINPRT	REPRT
SUM	MAIN	N. A.
SUM1	MAIN	N. A.
TEMPAR	FINPRT	N. A.
A	DPFD	N. A.
X	DPFD	N. A.

FIGURE III. FLOW CHART OF PROGRAM

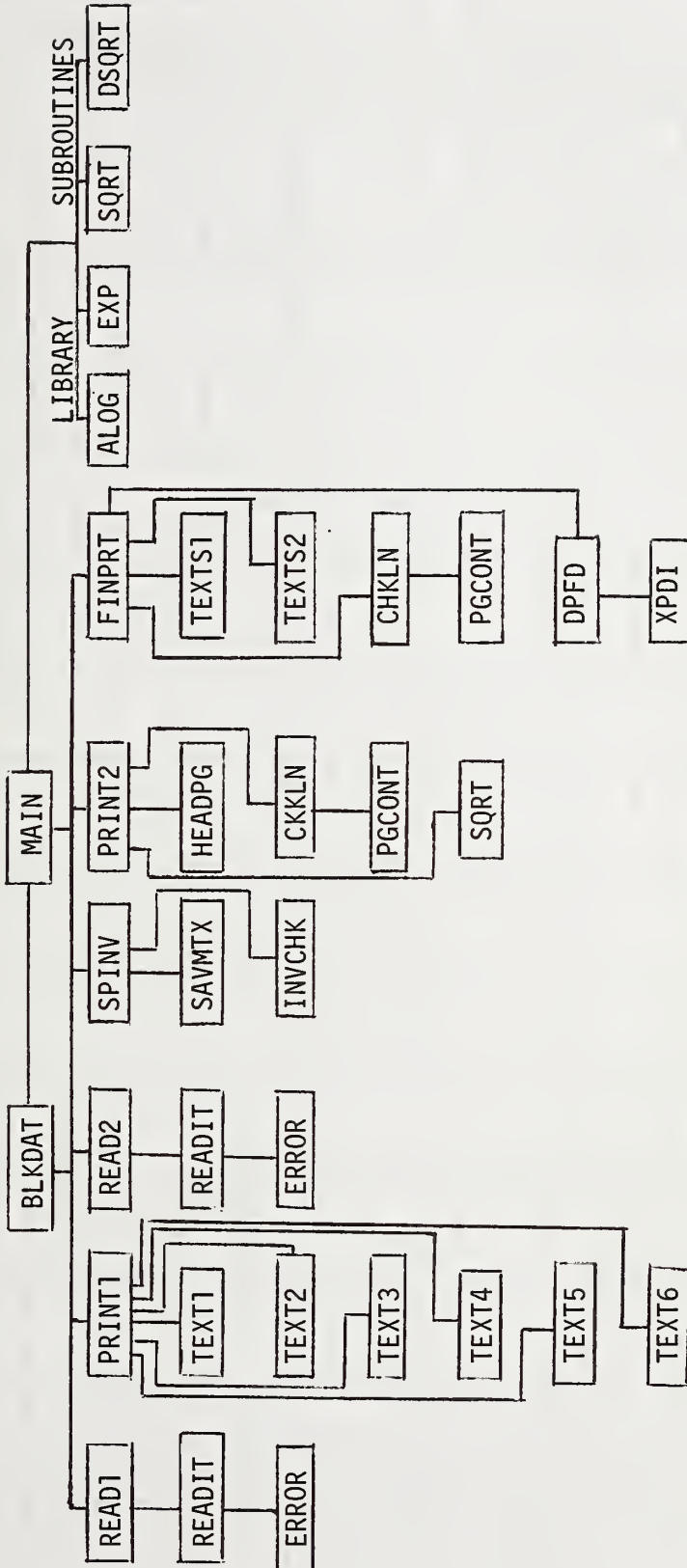


FIGURE IV - LABELED COMMON CROSS REFERENCE TABLE

	BLKDAT	CHKLN	DPFD	FINPRT	HEADPG	INVCHK	MAIN	PGCONT	PRINT1	PRINT2	READ1	READ2	READIT	SAVMTX	SPINV	TEXT1	TEXT2	TEXT3	TEXT4	TEXT5	TEXT6	TEXTS1	TEXTS2
CHECK (1544)						X	X			X				X									
COMPUT (1057)							X			X													
DPFDVL (22)	X		X				X			X			X										
INPUT (3531)				X	X		X	X		X		X											
INVCST (1)	X														X								
ITSTOP (1)	X						X																
PCHOUT (1)				X						X													
PRT1 (1005)				X	X		X	X	X	X	X	X											
PRT2 (3)		X		X	X		X	X	X	X													
PRTL B (17)										X		X											
RAREA (115)											X	X											
REPRT (1275)				X			X																
STOP (5)	X										X												
UNITIO (5)	X	X		X	X		X	X	X	X	X		X			X	X	X	X	X	X	X	X

4.4 Equivalenced Variables

The FORTRAN EQUIVALENCE statement is used only in subprogram READIT.

Following is a table giving the two variables which are equivalenced.

<u>Variable 1</u>	<u>Variable 2</u>	<u>Constant Value</u>
IDIGIT (1)	KFD (1)	0
IDIGIT (2)	KFD (2)	1
IDIGIT (3)	KFD (3)	2
IDIGIT (4)	KFD (4)	3
IDIGIT (5)	KFD (5)	4
IDIGIT (6)	KFD (6)	5
IDIGIT (7)	KFD (7)	6
IDIGIT (8)	KFD (8)	7
IDIGIT (9)	KFD (9)	8
IDIGIT (10)	KFD (10)	9
IPLUS	KFD (15)	+
IMINUS	KFD (12)	-
ID	KFD (17)	D
IE	KFD (18)	E
IDECML	KFD (13)	.
IBLANK	KFD (11)	blank

4.5 Parameter Dependent Variables The following table gives a list of dimensioned variables whose size may be changed due to modification in the number of observations, number of unknowns or number of linear combinations. The first column gives the variable name and its current dimension, where n (the number of observations) = 50, k (the number of unknowns) = 15, l (the number of linear combinations) = 19, and

m (number of values saved to be printed on summary page) = 50. The second column gives the COMMON area containing the variable. The N.A. entry means that the variable is not in a labeled COMMON area. The third column lists the names of the subprogram(s) containing the variable.

<u>Variable</u>	<u>Labeled COMMON</u>	<u>Subprograms</u>
AIDCST (5,k)	INPUT	MAIN, READ2, PRINT2, PGCONT, HEADPG, FINPRT
ANOM (k)	INPUT	MAIN, READ2, PRINT2, PGCONT, HEADPG, FINPRT
DENSTY (k)	INPUT	MAIN, READ2, PRINT2, PGCONT, HEADPG, FINPRT
COEFEX (k)	INPUT	MAIN, READ2, PRINT2, PGCONT, HEADPG, FINPRT
ACCVAL (k)	INPUT	MAIN, READ2, PRINT2, PGCONT, HEADPG, FINPRT
ARSTIN (k)	INPUT	MAIN, READ2, PRINT2, PGCONT, HEADPG, FINPRT
ACKSTD (k)	INPUT	MAIN, READ2, PRINT2, PGCONT, HEADPG, FINPRT
IRSTOU (k)	INPUT	MAIN, READ2, PRINT2, PGCONT, HEADPG, FINPRT
IPRNT (k)	INPUT	MAIN, READ2, PRINT2, PGCONT, HEADPG, FINPRT
DESMAT (k,n)	INPUT	MAIN, READ2, PRINT2, PGCONT, HEADPG, FINPRT
OBSERV (12*n)	INPUT	MAIN, READ2, PRINT2, PGCONT, HEADPG, FINPRT
ALCOM (k,l+1)	INPUT	MAIN, READ2, PRINT2, PGCONT, HEADPG, FINPRT
SWTPRT (n)	COMPUT	MAIN, PRINT2
A (n)	COMPUT	MAIN, PRINT2
DELTA (n)	COMPUT	MAIN, PRINT2
OBSCOR (k)	COMPUT	MAIN, PRINT2
COMVOL (k)	COMPUT	MAIN, PRINT2
SERROR (k)	COMPUT	MAIN, PRINT2
TRISIG (k)	COMPUT	MAIN, PRINT2
TOTUN (k)	COMPUT	MAIN, PRINT2
DRIFT (n)	COMPUT	MAIN, PRINT2

<u>Variable</u>	<u>Labeled COMMON</u>	<u>Subprograms</u>
ZERO (n)	COMPUT	MAIN, PRINT2
COMVOP (k)	COMPUT	MAIN, PRINT2
CORR5A (ℓ+1)	COMPUT	MAIN, PRINT2
SIG35A (ℓ+1)	COMPUT	MAIN, PRINT2
UNC5A (ℓ+1)	COMPUT	MAIN, PRINT2
IOTSTR (n)	COMPUT	MAIN, PRINT2
SER5A (ℓ+1)	COMPUT	MAIN, PRINT2
DS1 (n)	COMPUT	MAIN, PRINT2
VOLP (k)	N.A.	MAIN
CORRP (k)	N.A.	MAIN
TEMP (k)	N.A.	MAIN
D1 (n)	N.A.	MAIN
ILOAD (n)	N.A.	MAIN
TEMP2 (k)	N.A.	MAIN
ALOAD (n)	N.A.	MAIN
AITEM (5,m)	REPT	MAIN, FINPRT
APPMAS (m)	REPT	MAIN, FINPRT
TRMASS (m)	REPT	MAIN, FINPRT
UNCERT (m)	REPT	MAIN, FINPRT
VOLPRT (m)	REPT	MAIN, FINPRT
CORRB (m)	REPT	MAIN, FINPRT
COEPRT (m)	REPT	MAIN, FINPRT
BCHK (2(k+2) ²)	CHECK	MAIN, SAVMTX, INVCHK, PRINT2
Y ((k+2) ²)	CHECK	MAIN, SAVMTX, INVCHK, PRINT2
PRTL BX (k)	PRTL B	MAIN, READ2, PRINT2

<u>Variable</u>	<u>Labeled COMMON</u>	<u>Subprograms</u>
ITEMP (k)	N.A.	PRINT2
KTEMP (k)	N.A.	PRINT2
JTEMP (k)	N.A.	PRINT2
NNP (m)	N.A.	FINPRT
TEMPAR (m)	N.A.	FINPRT
TRMASX (k)	N.A.	FINPRT

In addition to the above dimensioned variables which could be changed, a variable defined as $NR = n*12$ in subprogram READ2 would have to be changed if the number of observations is increased from the current assigned value of 50.

4.6 Hardware and System Dependent Variables

The following table describes the variables which may present some problem at implementation time. The table lists the variables, the subprograms defining them and the value used for the UNIVAC 1108 at NBS.

<u>Variable Name</u>	<u>Defining Subprogram</u>	<u>Current Value and Description of Variable</u>
ZERMAC	BLKDAT	1×10^{-8} - machine zero
IR	BLKDAT	5 - input unit
IW	BLKDAT	6 - output (printer) unit
IP	BLKDAT	1 - output (punch) unit
IPL	BLKDAT	58 - maximum number of lines allowed per printed page
ITMP	BLKDAT	7 output (temporary file)
T	READIT	This dimensioned variable contains the limits of a real variable beginning at 10^{-38} and going up to 10^{38}

<u>Variable Name</u>	<u>Defining Subprogram</u>	<u>Current Value and Description of Variable</u>
IZERO	READIT	39-number of unique powers of ten represented by the machine range of a real variable given in T above
MAX	READIT	77-number of powers of ten represented by the machine range of a real variable as specified above in T
KFD	BLKDAT	Define in hollerith notation the characters 0-9, blank, -, ., *, +, comma, D and E which are used by the subprogram READIT and DPF
FS	BLKDAT	hollerith character S
FT	BLKDAT	hollerith character T
FO	BLKDAT	hollerith character O
FP	BLKDAT	hollerith character P
FB	BLKDAT	hollerith character Δ (blank)

**

4.7 Required Storage

The following table lists all subprograms and labeled common blocks. For the subprogram, the number of lines of FORTRAN statements and the number of memory locations for the code and data are given. If the entry is a labeled COMMON area, a C precedes the entry and the memory locations needed are given under the column headed DATA.

**FS, FT, FO and FP are used by subprogram READ1 to check for the end of a set of data.

<u>PROGRAM OR COMMON</u>	<u>LINES OF CODE</u>	<u>MEMORY FOR CODE</u>	<u>MEMORY FOR DATA</u>
BLKDAT	41		
C CHECK			868
CHKLN	11	21	5
C COMPUT			559
DPFD	89	194	40
C DPFVDL			18
ERROR	56	160	168
FINPRT	181	486	363
HEADPG	36	41	26
C INPUT			1881
C INVCST			1
INVCHK	69	140	36
C ITSTOP			1
MAIN	628	1426	352
C PCHOUT			1
PGCONT	53	68	32
PRINT1	67	192	116
PRINT2	670	1785	1212
C PRT1			517
C PRT2			3
C PRTL B			15
C RAREA			77
READ1	120	170	23
READ2	325	516	34
READIT	356	586	209
C REPRT			701
SAVMTX	22	22	9
SPINV	126	293	43
C STOP			5
TEXT1	125	64	705
TEXT2	125	64	705
TEXT3	125	64	705
TEXT4	125	64	705
TEXT5	121	64	683
TEXT6	40	24	172
TEXTS1	124	59	704
TEXTS2	30	19	95
C UNITIO			5
TOTAL (excluding text)	2850	6100	7320
TOTAL (text)	815	422	4474
GRAND TOTAL	<u>3665</u>	<u>6522</u>	<u>11794</u>

Acknowledgements

The authors wish to thank Mr. J. M. Cameron for his helpful suggestions, Mrs. Sue Bussard for her typing skill and patience through many revisions of the document and Laurie Korzendorfer for her help in assembling the appendices. The authors also wish to thank Sally Peavy, Roy Wampler and Clayton Albright for their subprogram contributions.

REFERENCES

The following references are suggested for detailed description of portions of this report, and for general information concerning the mass measurement process:

1. Pontius, P. E., and Cameron, J. M., "Realistic Uncertainties and the Mass Measurement Process," NBS, (U.S.), Monogr. 103, Aug. 15, 1967.
2. Pontius, P. E., "Measurement Philosophy of the Pilot Program for Mass Calibration," NBS (U.S.), Tech. Note 288, May 6, 1966.
3. Bowman, H. A., and Schoonover, R. M. with Appendix by Mildred Jones, "Procedure for High Precision Density Determinations by Hydrostatic Weighing," J. Res. NBS (U.S.), 71C. Engineering and Instrumentation No. 3, 179-198, July-Aug. 1967.
4. Natrella, M. B., "Experimental Statistics," NBS (U.S.), Handbook 91, Aug. 1, 1963.
5. Ku, H. H., "Precision Measurement and Calibration," Selected NBS papers on Statistical Concepts and Procedures, NBS (U.S.), Spec. Pub. 300, Vol. 1, Feb. 1969.
6. Pontius, P. E., "Mass and Mass Values," NBS (U.S.), Monogr. 133, Jan. 1974.
7. Cameron, J. M., "The Use of the Method of Least Squares in Calibration," NBS (U.S.) NBSIR 74-587, Sept. 1974.
8. Almer, H. W. and Keller, Jerry, "Surveillance Test Procedures, NBS (U.S.) NBSIR 76-999, Feb. 1976.
9. Wexler, A. and Greenspan, L. "Vapor Pressure Equation for Water in the Range 0°C to 100°C," NBS Journal of Research for Physics and Chemistry, Vol. 75A, No. 3, May-June 1971.
10. Cameron, J. M., Croarkin, M. C. and Raybold, R.C., "Designs for Calibration of Standards of Mass," NBS, (U.S.), Tech. Note 952, June 1977.
11. Cameron, J. M. and Hailes, G. E., "Designs for the Calibration of Small Groups of Standards in the Presence of Drift," NBS (U.S.), Tech. Note 844, Aug. 1974.
12. Pearson, E. S. and Hartley, H. O., Biometrika Tables for Statisticians, Vol. 1, Cambridge Press, 1956, page 131.

APPENDIX A.1--SAMPLE INPUT

X Y Z CORPORATION

SOMEWHERE, U.S.A.

SET OF MASS STANDARDS : 5KG - 100MG

SERIAL NUMBER 12345

MANUFACTURER : TROEMNER, INC.

JUNE 21, 1979

654321

0 .076 20 80

0 0 0 0

5 24 79 84 001 002

21.98 22.22 733.68 734.08 41 41

8 5 53 0

1.15 49.98277 .00301104 .000020 0

5KG 5000 7.953 .000045

3KG 3000 7.953 .000045

2KG 2000 7.9 .000045

S 1KG-1 1000 8.0064 .000045 11.241

S 1KG-2 1000 8.0063 .000045 11.825

0 0 0 1 1

0 0 0 1 -1

0 0 0 1 1

1 1 1

1 -1 -1 1 -1

-1 1 1 1 -1

1 -1 -1

-1 1 0 1 1

0 -1 1 1

0 1 -1 0 -1

0 0 1 -1 -1

0 0 0 1 -1

4.7 15.2 5.0 5.4 12.5 5.5 7.3 15.0 7.4

5.8 12.4 6.2 5.6 14.1 5.9 7.8 16.4 8.2

6.4 13.6 6.5 4.4 13.4 4.5 7.2 15.2 7.3

4.8 13.4 5.0 5.4 15.2 5.7 7.3 17.4 7.6

6.0 14.8 6.3 5.3 13.0 5.4 6.7 16.0 7.0

5.2 13.0 5.3 5.4 16.0 5.6 9.2 16.5 9.3

5.9 14.0 6.2 5.9 13.4 6.2 7.8 16.2 8.0

5.9 13.9 6.1 5.0 14.8 5.2 8.6 15.8 8.6

-200000

3 1 0 0

5 23 79 84 003 002

21.91 21.92 736.86 736.76 40 40

6 4 41 0

.028 49.98277 .00301104 .000020 0

S 1KG-1 1000 8.0064 .000045 11.241

S 1KG-2 1000 8.0063 .000045 11.825

1KG 1000 7.953 .000045

SUM 1KG 1000 7.92641 .000045

1 1

1 -1

0 0 0 1

```

0 0 0 1
1 0 0 1
1 0 0 -1
0 1 -1
0 1 0 -1
0 0 1 -1
16.74 17.34 67.37 66.73
16.85 11.24 61.18 66.77
16.84 13.17 63.11 66.76
17.32 11.13 61.06 67.23
17.22 13.02 62.93 67.16
10.92 12.82 62.86 60.84
-200000
3 1 0 0
5 23 79 84 003 004
21.92 21.96 736.92 736.58 40 40
1 6 62 1
.028 49.98277 .00301104 .000020 0
      500G          500 7.9 .000045
      300G          300 7.953 .000045
      200G          200 7.953 .000045
      100G          100 7.9 .000045
      S      100G          100 7.953 .000045 .9883
      SUM 100G          100 7.94234 .000045
1 1 1
0 0 0 0 1
0 0 0 0 0 1
1 1 1 1
1 -1 -1 1 -1
1 -1 -1 0 1 -1
1 -1 -1 -1 0 1
1 -1 -1
1 0 -1 -1 -1 -1
0 1 -1 1 -1 -1
0 1 -1 -1 1 -1
0 1 -1 -1 -1 1
0 0 1 -1 -1
0 0 1 -1 0 -1
0 0 1 0 -1 -1
1 0 0 1
12.78 10.62 60.63 62.86
13.02 12.59 62.54 62.96
14.86 10.75 60.73 64.88
12.86 10.61 60.54 62.82
12.91 13.58 63.54 62.81
10.87 13.44 63.33 60.84
10.94 13.33 63.26 60.82
12.69 11.44 61.38 62.66
11.18 11.71 61.68 61.14
11.18 13.50 63.38 61.11
11.09 13.44 63.40 60.96
-200000
3 1 0 0
5 17 79 84 005 006
21.99 21.96 746.60 746.00 31 31
1 6 62 0
.012 49.98277 .00301104 .000020 0

```

50G	50	7.953	.000045	
30G	30	7.953	.000045	
20G	20	7.9	.000045	
10G	10	7.953	.000045	
S 10G	10	7.953	.000045	.0785
SUM 10G	10	7.92641	.000045	

1 1 1
0 0 0 0 1
0 0 0 0 0 1
1 1 1 1
1 -1 -1 1 -1
1 -1 -1 0 1 -1
1 -1 -1 -1 0 1
1 -1 -1
1 0 -1 -1 -1 -1
0 1 -1 1 -1 -1
0 1 -1 -1 1 -1
0 1 -1 -1 -1 1
0 0 1 -1 -1
0 0 1 -1 0 -1
0 0 1 0 -1 -1

6.18 4.69 54.71 56.20
6.17 4.72 54.71 56.15
6.14 4.76 54.76 56.14
6.19 4.74 54.72 56.18
6.18 4.47 54.45 56.18
4.81 4.44 54.44 54.81
4.79 4.49 54.47 54.75
4.76 4.51 54.49 54.74
4.52 4.55 54.52 54.49
4.48 4.52 54.50 54.47
4.47 4.47 54.46 54.47

-200000
3 1 0 0
5 18 79 84 007 008
21.92 21.88 743.28 742.82 35 35
11 6 62 1
.0017 5.00171 .00185248 .000069 0

5G	5	7.9	.000045	
3G	3	7.953	.000045	
2G	2	7.953	.000045	
1G	1	7.9	.000045	
S 1G	1	7.953	.000045	-.0792
SUM 1G	1	16.6	.000020	

1 1 1
0 0 0 0 1
0 0 0 0 0 1
1 1 1 1
1 -1 -1 1 -1
1 -1 -1 0 1 -1
1 -1 -1 -1 0 1
1 -1 -1
1 0 -1 -1 -1 -1
0 1 -1 1 -1 -1
0 1 -1 -1 1 -1
0 1 -1 -1 -1 1
0 0 1 -1 -1
0 0 1 -1 0 -1

```

0 0 1 0 -1 -1
1 0 0 1
1.084 .926 5.927 6.084
.978 .939 5.931 5.972
.990 1.021 6.021 5.987
1.068 1.013 6.009 6.067
1.068 .875 5.870 6.063
1.062 .862 5.857 6.053
.959 .966 5.957 5.948
.969 .948 5.942 5.960
1.016 .976 5.966 6.006
1.016 .987 5.981 6.006
1.012 .881 5.872 6.004
-200000
3 1 0 0
5 18 79 84 007 008
22.21 22.59 742.52 741.86 36 35
11 6 62 0
.0005 .50156 .0018576 .000069 0
    500MG      .5 16.6 .000020
    300MG      .3 16.6 .000020
    200MG      .2 16.6 .000020
    100MG      .1 16.6 .000020
    S 100MG    .1 16.6 .000020 -.02628
    SUM 100MG  .1 E.17E83 .000049
1 1 1
0 0 0 0 1
0
1 1 1 1
1 -1 -1 1 -1
1 -1 -1 0 1 -1
1 -1 -1 -1 0 1
1 -1 -1
1 0 -1 -1 -1 -1
0 1 -1 1 -1 -1
0 1 -1 -1 1 -1
0 1 -1 -1 -1 1
0 0 1 -1 -1
0 0 1 -1 0 -1
0 0 1 0 -1 -1
296.4 224.0 726.2 801.2
285.5 240.3 741.3 788.9
300.5 241.6 744.1 803.7
312.9 253.5 754.8 815.5
312.7 239.8 741.0 815.6
303.8 250.5 751.5 805.7
290.2 264.6 765.4 791.7
303.6 252.3 753.6 806.0
276.7 302.6 804.1 779.3
276.7 315.5 817.1 779.2
276.6 301.0 802.6 778.6
-200000
STOP

```


APPENDIX A.2--SAMPLE PRINTED OUTPUT

U. S. DEPARTMENT OF COMMERCE
NATIONAL BUREAU OF STANDARDS
NATIONAL ENGINEERING LABORATORY
WASHINGTON, D.C. 20234

R E P O R T
O F
M A S S V A L U E S

X Y Z CORPORATION
SOMEWHERE, U.S.A.
SET OF MASS STANDARDS : 5KG - 100MG
SERIAL NUMBER 12345
MANUFACTURER : TROEMNER, INC.
JUNE 21, 1979

TEST NUMBER 654321

FOR THE DIRECTOR,

G. E. MATTINGLY, CHIEF
FLUID ENGINEERING DIVISION
CENTER FOR MECHANICAL ENGINEERING
AND PROCESS TECHNOLOGY
NATIONAL ENGINEERING LABORATORY

INTRODUCTION

THIS DOCUMENT IS A COMPREHENSIVE REPORT COVERING THE SEQUENCE OF OPERATIONS USED TO ASSIGN MASS VALUES TO THE WEIGHTS IDENTIFIED ABOVE. IT INCLUDES A COMPLETE DESCRIPTION OF THE MEASUREMENT METHODS AND PROCEDURES WHICH WERE USED, ALL OF THE DATA, AND THE ANALYSIS OF THIS DATA. THE RESULTS ARE PRESENTED IN SEVERAL FORMATS. ASSIGNED MASS VALUES, DISPLACEMENT VOLUMES, COEFFICIENTS OF EXPANSION, UNCERTAINTIES, TOGETHER WITH THE SUMMED VALUES FOR LINEAR COMBINATIONS OF THE WEIGHTS IN EACH DECADE ARE PRESENTED AT THE END OF THE APPROPRIATE SERIES. THIS INFORMATION SHOULD BE USEFUL TO THOSE WHO MUST ASSIGN MASS VALUES TO OBJECTS OTHER THAN WEIGHTS. FOR CONVENIENCE, THE VALUES AND UNCERTAINTIES, TOGETHER WITH OTHER APPROPRIATE DATA AND COMMENTS ARE ALSO SUMMARIZED IN TABLES I AND II AT THE END OF THE REPORT. CERTAIN INTERMEDIATE PAGES ARE SUMMARIES OF STATISTICAL DATA WHICH RELATE TO THE MASS MEASUREMENT PROCESS USED TO PERFORM THIS WORK. THESE PAGES HAVE BEEN LEFT IN THE REPORT TO RETAIN CONTINUITY. COPIES OF THESE PAGES BECOME PART OF A COLLECTION OF STATISTICAL DATA WHICH REFLECTS THE MEASUREMENT PROCESS PERFORMANCE OVER A PERIOD OF TIME. SUCH A COLLECTION HAS BEEN USED TO ESTABLISH THE CONTROL LIMITS FOR ACCEPTING THE RESULTS OF THIS MEASUREMENT. THESE COLLECTIONS ARE OPEN FOR INSPECTION AT OUR FACILITY.

THE MASS MEASUREMENT SYSTEM

THE MASS MEASUREMENT SYSTEM WITHIN THIS COUNTRY CONSISTS OF ALL OF THE MEASUREMENT PROCESSES

WHICH RELY, DIRECTLY OR INDIRECTLY, ON MASS MEASUREMENTS TO ACCOMPLISH A WIDE VARIETY OF ENDEAVORS. IN ORDER FOR THIS SYSTEM TO FUNCTION PROPERLY, EVERYONE WHO MAKES MEASUREMENTS MUST BE ABLE TO VERIFY THAT HIS MEASUREMENT PROCESS PRODUCES CONSISTENT RESULTS WHICH ARE COMPATIBLE WITH HIS PARTICULAR REQUIREMENTS. THE WEIGHTS COVERED BY THIS REPORT, TOGETHER WITH THE ASSIGNED VALUES AND THE APPROPRIATE UNCERTAINTIES FOR THESE VALUES, PROVIDE IN PART A BASIS FOR CONSISTENT MEASUREMENTS WITHIN THIS SYSTEM OF RELATED MEASUREMENT PROCESSES.

APPROPRIATE CHARACTERIZATION OF ANY MEASUREMENT PROCESS IS FUNDAMENTAL TO VERIFYING THAT RESULTS ARE CONSISTENT WITH THE END REQUIREMENT WITH RESPECT TO CORRECTNESS AND ECONOMY OF THE MEASUREMENT EFFORT. WITHOUT THIS INFORMATION, THE BENEFITS OF OWNERSHIP OF THESE WEIGHTS MAY BE COMPLETELY ILLUSORY. THE ASSIGNED UNCERTAINTIES IN THIS REPORT ARE DESCRIPTIVE OF OUR MASS MEASUREMENT PROCESS. EFFECTIVENESS OF THE TRANSFER OF THE UNIT FROM ONE FACILITY TO ANOTHER SHOULD BE VERIFIED BY AN INDEPENDENT TEST. IT IS PRESUMED THAT THESE WEIGHTS WILL BE USED IN A SIMILARLY WELL-CARACTERIZED MEASUREMENT PROCESS SO THAT THE STATISTICAL PARAMETERS OF BOTH PROCESSES CAN BE COMBINED TO PROVIDE A REALISTIC ESTIMATE OF THE UNCERTAINTY OF THE MASS UNIT AS ACTUALLY REALIZED IN ANOTHER FACILITY. A COMPREHENSIVE SERVICE DIRECTED TOWARD THE EVALUATION OF A PARTICULAR MASS MEASUREMENT PROCESS IS AVAILABLE THROUGH THE MASS MEASUREMENT ASSURANCE PROGRAM OF THE NATIONAL BUREAU OF STANDARDS.

WEIGHING DESIGN

ONLY DIFFERENCES IN MASS CAN BE MEASURED, THEREFORE THE MASS VALUES FOR THE 'UNKNOWN' WEIGHTS MUST BE DETERMINED BY COMPARISON WITH OTHER WEIGHTS WHICH HAVE ACCEPTED MASS VALUES. THE 'UNKNOWN' WEIGHTS TOGETHER WITH 'CHECK STANDARDS', ARE GROUPED AND INTERCOMPARED ACCORDING TO THE DESIGN SCHEDULE GIVEN AT THE BEGINNING OF EACH SERIES OF WEIGHINGS. THE FIRST SERIES CONTAINS STANDARDS WHICH PROVIDE THE STARTING VALUES FOR THE SERIES OF WEIGHINGS AND PROVIDE THE TIE POINT FOR CONSISTENCY THROUGHOUT THE MEASUREMENT SYSTEM. THE WEIGHING METHOD USED, I.E., DOUBLE SUBSTITUTION, TRANSPOSITION, ETC., IS INDICATED ALONG WITH THE OBSERVED DATA. IN THE COMPUTATIONS, THE DISPLACEMENT VOLUMES ARE TREATED EXPLICITLY, USING THE DATA LISTED IN THE REPORT. IN ALL CASES, A REDUNDANCY IN THE NUMBER OF MEASUREMENTS PROVIDES A MEANS FOR CHECKING ON THE PRECISION OF THE PROCESS.

WHEN THERE ARE MORE EQUATIONS THAN 'UNKNOWN'S', NOT ALL OBSERVATIONAL EQUATIONS CAN BE SATISFIED EXACTLY AND THE METHOD OF LEAST SQUARES IS USED TO PROVIDE ESTIMATES OF THE 'UNKNOWN' VALUES. THIS METHOD LEADS TO ESTIMATORS WHICH ARE LINEAR FUNCTIONS OF THE DATA AND WHICH HAVE STANDARD DEVIATIONS READILY CALCULATED FROM THE COEFFICIENTS OF THE LINEAR FUNCTIONS AND THE STANDARD DEVIATION OF AN INDIVIDUAL MEASUREMENT. THE 'CHECK STANDARD' IS ALSO TREATED AS AN UNKNOWN AND THE AGREEMENT OF THE CURRENT RESULT WITH THE ACCEPTED VALUE PROVIDES A TEST OF THE ADEQUACY OF THE CURRENT DATA. THIS SAME CHECK

STANDARD IS MEASURED WITH EACH TEST OF UNKNOWN AND THE COLLECTION OF VALUES OVER TIME IS USED TO EVALUATE THE PERFORMANCE OF THE MEASUREMENT PROCESS.

IN THE CASE OF THE SERIES WHICH INCLUDES THE KNOWN STANDARDS, THE ACCEPTED VALUES OF THESE STANDARDS SERVE AS A RESTRAINT ON THE SOLUTION OF THE EQUATIONS FOR THE VALUES OF ALL OF THE WEIGHTS. THE RESTRAINT FOR THE SOLUTION OF SUBSEQUENT SERIES IS PROVIDED BY THE VALUES ESTABLISHED FOR ONE OR MORE WEIGHTS INCLUDED IN A PREVIOUS SERIES.

ESTIMATED VALUES FOR WEIGHTS WHICH HAVE BEEN GROUPED IN THE SAME SERIES INVOLVE THE SAME OBSERVATIONAL DATA AND ARE, IN ALMOST ALL CASES, CORRELATED. FOR EACH SERIES THERE IS A TABLE OF COMBINATIONS TOGETHER WITH THE APPROPRIATE UNCERTAINTY FOR EACH COMBINATION.

PROCESS CONTROL

THE STANDARD DEVIATION, AS COMPUTED FROM THE LEAST SQUARES SOLUTION, PROVIDES A CHECK ON THE SHORT TERM, OR 'WITHIN-RUN' PROCESS PRECISION. AN AVERAGE OF A NUMBER OF THESE STANDARD DEVIATIONS IS TAKEN AS THE ACCEPTED WITHIN-RUN STANDARD DEVIATION OF THE PROCESS AND IS USED AS A REFERENCE VALUE FOR SURVEILLANCE OF THE PROCESS PRECISION. THE VALUES OBTAINED FOR THE 'CHECK STANDARD' PROVIDE, AS TIME GOES ON, A SEQUENCE OF VALUES THAT REALISTICALLY REFLECTS THE VARIATIONS WHICH BESET PRECISE MEASUREMENTS. COLLECTIONS OF VALUES FOR BOTH THE WITHIN-RUN PRECISION AND THE VALUE OBTAINED FOR THE 'CHECK STANDARD' SHOULD

POSSESS THE PROPERTIES OF RANDOMNESS ASSOCIATED WITH INDEPENDENT MEASUREMENTS FROM A STABLE PROBABILITY DISTRIBUTION. THE REPORTED 'F RATIO' AND 'T VALUE' ARE TESTS OF THE VALUES FROM THE CURRENT RUN FOR CONFORMITY TO THEIR RESPECTIVE DISTRIBUTIONS AND IF SATISFACTORY ARE TAKEN AS EVIDENCE THAT THE PROCESS IS IN CONTROL AND THAT PREDICTIVE STATEMENTS REGARDING UNCERTAINTY ARE VALID.

CONTROL CHARTS ON THE WITHIN-RUN PROCESS PRECISION AND THE VALUES OBTAINED FOR THE CHECK STANDARD ARE KEY ELEMENTS IN MONITORING THE STATE OF CONTROL OF ANY PRECISE MASS MEASUREMENT PROCESS. IN ADDITION TO PROVIDING A BASIS FOR JUDGMENT AS TO THE ADEQUACY OF A GIVEN PROCESS FOR A PARTICULAR REQUIREMENT, THESE DATA PROVIDE A MEANS TO JUDGE THE IMPORTANCE OF LONG TERM, OR 'BETWEEN-RUN' VARIABILITY WHICH CAN BE CHARACTERIZED BY THE STANDARD DEVIATION OF THE VALUES ABOUT THE MEAN. IF THERE IS AN ADDITIONAL COMPONENT OF VARIANCE ENTERING FROM RUN TO RUN, THIS STANDARD DEVIATION WILL BE LARGER THAN CAN BE ACCOUNTED FOR BY THE WITHIN-RUN VARIABILITY. CORRELATION STUDIES, AS WELL AS SUPPLEMENTAL EXPERIMENTS, ARE USED TO DETECT AND REDUCE THE MAGNITUDE OF SIGNIFICANT SYSTEMATIC EFFECTS. APPROPRIATE ACTION, E.G., ADDITIONAL EMPIRICAL CORRECTIONS OR CHANGES IN TECHNIQUE, CAN REDUCE THE EFFECTS FROM KNOWN SOURCES OF SYSTEMATIC VARIABILITY TO A MAGNITUDE WHICH IS NO LONGER IDENTIFIABLE IN THE DATA. IN THE CASES WHERE A SIGNIFICANT LONG TERM, OR BETWEEN-RUN, COMPONENT REMAINS THE UNCERTAINTY HAS BEEN APPROPRIATELY ADJUSTED.

SERIES OF MEASUREMENTS JUDGED AS OUT OF CONTROL RELATIVE TO THE APPROPRIATE PARAMETER ARE CAREFULLY EXAMINED. IF RERUNS WERE NECESSARY IN THE COURSE OF THIS WORK, THE 'OUT OF CONTROL' SERIES, WITH REMARKS AS APPROPRIATE, ARE ATTACHED AT THE END OF THE REPORT FOR YOUR INFORMATION.

UNCERTAINTY

IT IS ASSUMED THAT THE PRESENT 'ACCEPTED VALUES' OF TWO NBS STANDARDS AT THE 1 KILOGRAM LEVEL, DESIGNATED N1 AND N2, ARE WITHOUT ERROR. ESTIMATES OF THE UNCERTAINTY OF THE ACCEPTED VALUES OF THE NBS STANDARDS RELATIVE TO THE INTERNATIONAL PROTOTYPE KILOGRAM CAN BE PROVIDED ON REQUEST. HOWEVER, THESE ESTIMATES HAVE NO REAL MEANING IN EITHER NATIONAL OR INTERNATIONAL COMPARISON. THIS IS BECAUSE OF THE LACK OF SUFFICIENT DATA TO PROVIDE A REALISTIC ESTIMATE OF THE UNCERTAINTY IN THE VALUES ASSIGNED TO THE PROTOTYPE KILOGRAMS K20 AND K4, PARTICULARLY IN REGARD TO LONG TERM, OR BETWEEN-RUN VARIABILITY. CHANGES IN THE ACCEPTED VALUES FOR THE NBS STANDARDS AT THE KILOGRAM LEVEL, AS AND WHEN THEY OCCUR, WILL BE REPORTED IN THE SCIENTIFIC PAPERS OF THE BUREAU AND WILL BE GIVEN WIDE DISTRIBUTION. IN CASES WHERE SUCH CHANGES MAY BE OF IMPORTANCE, OR WHERE CONTINUITY IS DESIRED, INSTRUCTIONS WILL BE INCLUDED FOR UP-DATING PREVIOUSLY REPORTED VALUES. WHEN THE VALUES REPORTED ARE BASED ON THE ACCEPTED VALUES OF STANDARDS OTHER THAN STANDARDS N1 AND N2 MENTIONED ABOVE, THE UNCERTAINTY OF THE ACCEPTED VALUE OF THE STANDARD BECOMES A SYSTEMATIC ERROR IN THE ASSIGNMENT OF VALUES TO OTHER STANDARDS AND IS INCLUDED IN THE REPORT.

A BALANCE UNDER STABLE OPERATING CONDITIONS WILL EXHIBIT A CERTAIN CHARACTERISTIC VARIABILITY WHICH CAN BE DESCRIBED BY THE STANDARD DEVIATION FOR SUCH MEASUREMENTS. THE VALUE FOR A PARTICULAR WEIGHT DETERMINED IN REPEATED TESTS WITH THE SAME WEIGHING DESIGN WILL HAVE ITS OWN STANDARD DEVIATION WHICH WILL BE SOME FUNCTION OF THE BALANCE PRECISION AND (POSSIBLY) OF THE BETWEEN-RUN COMPONENT. AS AN OUTER LIMIT OF THE DISTRIBUTION OF RANDOM ERRORS, THREE TIMES THE STANDARD DEVIATION IS USED. SYSTEMATIC ERRORS DUE TO THE PROCEDURES USED OR TO ENVIRONMENTAL EFFECTS ARE LARGELY BALANCED OUT AND CAN USUALLY BE REGARDED AS NEGLIGIBLE. WHEN A NON-NEGLIGIBLE BOUND TO THE POSSIBLE EFFECT FROM KNOWN SOURCES IS AVAILABLE, IT IS CALCULATED AND REPORTED SEPARATELY. E.G., THE UNCERTAINTY OF ACCEPTED VALUE AT OTHER THAN THE 1 KILOGRAM LEVEL. THE DISTRIBUTION IMPLIED BY THE RANDOM ERRORS MAY THUS BE CENTERED SOMEWHERE IN THE RANGE GIVEN BY THE BOUNDS TO THE SYSTEMATIC ERROR. THE TOTAL UNCERTAINTY IS TAKEN AS THE SUM OF THESE TWO COMPONENTS.

THE UNCERTAINTY ASSOCIATED WITH THE ASSIGNED VALUE CAN BE THOUGHT OF AS A RECORD TO THE DEPARTURE OF THE ASSIGNED VALUE FROM A HYPOTHETICAL AVERAGE VALUE THAT WOULD BE OBTAINED IF IT WERE POSSIBLE TO REPEAT THE MEASUREMENT MANY TIMES OVER A WIDE VARIETY OF CONDITIONS, E.G., SUBSTITUTE THE WEIGHT FOR ONE OF THE CHECK STANDARDS. THIS MEANS THAT THE UNCERTAINTY BAND CENTERED ON THE VALUES OBTAINED FROM EACH OF TWO MEASUREMENTS OF THE SAME OBJECT OVER SOME ARBITRARY TIME INTERVAL

SHOULD ALMOST ALWAYS OVERLAP. IN OTHER WORDS, WHILE A SECOND MEASUREMENT WILL PRODUCE A DIFFERENT VALUE, THIS VALUE WILL ONLY RARELY DIFFER FROM THE FIRST VALUE BY MORE THAN THE SUM OF THE TWO UNCERTAINTIES. THE UNCERTAINTY BANDS ARE NOT EXPECTED TO OVERLAP IF SOME EVENT HAS OCCURRED IN THE TIME INTERVAL BETWEEN THE TWO MEASUREMENTS WHICH WILL CHANGE THE MASS OF THE OBJECT, E.G., ABRASIONS, ABUSE, CORROSION, IMPROPER CLEANING AND THE LIKE.

THE UNCERTAINTY IN ASSIGNED VALUE CONTAINED IN THIS REPORT BECOMES A SYSTEMATIC EFFECT FOR THE MEASUREMENT PROCESS IN WHICH THESE WEIGHTS ARE TO BE USED. IN THE ABSENCE OF OTHER SIGNIFICANT SYSTEMATIC EFFECTS IN THE USER'S MEASUREMENT PROCESS (A CONDITION WHICH MUST BE DEMONSTRATED) THE UNCERTAINTY OF THE VALUE ASSIGNED BY THE USER IS AN APPROPRIATE COMBINATION OF THE SYSTEMATIC ERROR IN THE STANDARD AND THE RANDOM COMPONENT ASSOCIATED WITH HIS PROCESS. IF THE MEASUREMENT PROCESSES ARE IN CONTROL AND APPROPRIATE UNCERTAINTIES ARE ASSIGNED, THE VALUES PRODUCED BY DIFFERENT MEASUREMENT FACILITIES WILL HAVE OVERLAPPING UNCERTAINTY BANDS AS DESCRIBED ABOVE. ONE CANNOT DISCUSS DIFFERENCES IN VALUES FOR THE SAME OBJECT OBTAINED BY DIFFERENT FACILITIES WITH ANY DEGREE OF SERIOUSNESS UNLESS EACH VALUE IS ACCOMPANIED BY A REALISTIC UNCERTAINTY STATEMENT.

REFERENCES

THE FOLLWCING REFERENCES ARE SUGGESTED FOR DETAILED DESCRIPTION OF PORTIONS OF THIS REPORT , AND FOR GENERAL INFORMATION CONCERNING THE MASS MEASUREMENT PROCESS:

1. PONTIUS, P. E., AND CAMERON, J. M.
REALISTIC UNCERTAINTIES AND THE MASS MEASUREMENT PROCESS
NAT. EUR. STAND. (U.S.), MCNOGR. 103
(AUG. 15, 1967)
2. PONTIUS, P. E.
MEASUREMENT PHILOSOPHY OF THE PILOT PROGRAM FOR MASS CALIBRATION
NAT. EUR. STAND. (U.S.) TECH. NOTE 288
(MAY 6, 1966)
3. BOWMAN, H. A., AND SCHOONOVER, R. M. WITH APPENDIX BY MILDRED JONES
PROCEDURE FOR HIGH PRECISION DENSITY DETERMINATIONS BY HYDROSTATIC
WEIGHING
J. RES. NAT. BUR. STAND. (U.S.) 71C. ENGINEERING AND INSTRUMENTATION
NO. 3, 179-198 (JULY-AUG. 1967)
4. NATRELLA, M. B.
EXPERIMENTAL STATISTICS
NAT. EUR. STAND. (U.S.) HANDBOOK 91
(AUGUST 1, 1963)
5. KU, H. H.
PRECISION MEASUREMENT AND CALIBRATION - SELECTED NBS PAPERS ON
STATISTICAL CONCEPTS AND PROCEDURES
NAT. EUR. STAND. (U.S.) SPEC. PUBL. 300
VOL. 1 (FEB. 1969)
6. PONTIUS, P. E.
MASS AND MASS VALUES
NAT. EUR. STAND. (U.S.) MCNOGR. 133
(JAN. 1974)
7. CAMERON, J. M., CROARKIN, C. C. AND RAYBOLD, R. C.
DESIGNS FOR THE CALIBRATION OF STANDARDS OF MASS
NAT. EUR. STAND. (U.S.) TECH. NOTE 952
(JUNE 1977)
8. VARNER, R. N., AND RAYBOLD, R. C.
NATIONAL BUREAU OF STANDARDS MASS CALIBRATION COMPUTER SOFTWARE
NAT. EUR. STAND. (U.S.) TECH. NOTE
(IN PROCESS)

X Y Z CORPORATION

PAGE 6

SOMEWHERE, U.S.A.

SET OF MASS STANDARDS : 5KG - 100MG

TEST NUMBER 654321

TO BE PUBLISHED:

9. PONTIUS, P. E.

THE ACCEPTED VALUES AND ASSOCIATED UNCERTAINTY ESTIMATES OF THE NBS

STANDARDS AT THE 1 KG LEVEL

NAT. BUR. STAND. (U.S.) TECH. NOTE

(EXPECTED COMPLETION: 1975)

10. PONTIUS, P. E.

DOCUMENTATION FOR THE MASS MEASUREMENT PROCESS AT NBS

NAT. BUR. STAND. (U.S.) TECH. NOTE

(EXPECTED COMPLETION: 1974)

X Y Z CORPORATION
 SOMEWHERE, U.S.A.
 SET OF MASS STANDARDS : 5KG - 100MG
 TEST NUMBER 654321

PAGE 7
 SERIES 1
 5/24/79

BALANCE 1
 OPERATOR 84
 ACCEPTED WITHIN STANDARD DEVIATION OF THE PROCESS 1.15000 MG
 ACCEPTED BETWEEN STANDARD DEVIATION OF THE PROCESS .00000 MG

CALIBRATION DESIGN 53
 RESTRAINT VECTOR 0 0 0 1 1
 MASS CORRECTION OF RESTRAINT 23.06600 MG
 VOLUME OF WEIGHTS BEING USED IN RESTRAINT AT 22.10 C 249.82820 CM3
 SYSTEMATIC ERROR IN THE RESTRAINT .07600 MG
 3 STANDARD DEVIATION LIMIT FOR RANDOM ERROR AFFECTING RESTRAINT .00000 MG

CHECK STANDARD USED 2
 CHECK STANDARD VECTOR 0 0 0 1 -1
 ACCEPTED MASS CORRECTION OF CHECK STANDARD -.58400 MG
 REPORT VECTOR 1 1 1 0 0

TEST CONDITIONS	BEFORE	AFTER	AVERAGE
CORRECTED TEMPERATURE IN DEGREES C	21.98	22.22	22.10
CORRECTED PRESSURE IN MM HG	733.680	734.080	733.880
CORRECTED HUMIDITY IN PERCENT	41.00	41.00	41.00
COMPUTED AIR DENSITY IN MG/CM3	1.1505	1.1501	1.1503
TEMPERATURE CORRECTION	.000	.000	
PRESSURE CORRECTION	.000	.000	
HUMIDITY CORRECTION	.00	.00	
OBSERVED TEMPERATURE IN DEGREES C	21.98	22.22	
OBSERVED PRESSURE IN MM HG	733.680	734.080	
OBSERVED HUMIDITY IN PERCENT	41.00	41.00	

WEIGHTS BEING TESTED	NOMINAL VALUE G	DENSITY G/CM3 AT 20C	COEFFICIENT OF EXPANSION	ACCEPTED CORRECTION MG
5KG	5000.0000	7.9530	.000045	
3KG	3000.0000	7.9530	.000045	
2KG	2000.0000	7.9000	.000045	
S 1KG-1	1000.0000	8.0064	.000045	11.24100
S 1KG-2	1000.0000	8.0063	.000045	11.82500

X Y Z CORPORATION
 SOMEWHERE, U.S.A.
 SET OF MASS STANDARDS : 5KG - 100MG
 TEST NUMEER 654321

PAGE 8
 SERIES 1
 5/24/79

BALANCE 1
 OPERATOR 84

CALIBRATION DESIGN		53				
GRAMS		5000	3000	2000	1000	1000
A 1	+	-	-	-	+	-
A 2	-	+	+	+	+	-
A 3	+	-	-	-	-	-
A 4	-	+	-	-	+	+
A 5		-	+	+	+	-
A 6		+	-	-	-	-
A 7			+	-	-	-
A 8				+	-	-
R				+	+	+

OBSERVATIONS IN DIVISIONS
 SINGLE TRANSPOSITION TWO PAN BALANCE

A 1	4.7000	15.2000	5.0000	5.4000	12.5000	5.5000
	7.3000	15.0000	7.4000			
A 2	5.8000	12.4000	6.2000	5.6000	14.1000	5.9000
	7.8000	16.4000	8.2000			
A 3	6.4000	13.6000	6.5000	4.4000	13.4000	4.5000
	7.2000	15.2000	7.3000			
A 4	4.8000	13.4000	5.0000	5.4000	15.2000	5.7000
	7.3000	17.4000	7.6000			
A 5	6.0000	14.8000	6.3000	5.3000	13.0000	5.4000
	6.7000	16.0000	7.0000			
A 6	5.2000	13.0000	5.3000	5.4000	16.0000	5.6000
	9.2000	16.5000	9.3000			
A 7	5.9000	14.0000	6.2000	5.9000	13.4000	6.2000
	7.8000	16.2000	8.0000			
A 8	5.9000	13.9000	6.1000	5.0000	14.8000	5.2000
	8.6000	15.8000	8.6000			

X Y Z CORPORATION
 SOMEWHERE, U.S.A.
 SET OF MASS STANDARDS : 5KG - 100MG
 TEST NUMBER 654321

PAGE 9
 SERIES 1
 5/24/79

BALANCE 1
 OPERATOR 84

CALIBRATION DESIGN 53

SENSITIVITY WEIGHT
 MASS 49.98277 MG
 VOLUME .00301 CM3 AT 20 C
 COEFFICIENT OF EXPANSION .000020
 S*=S-PV(S)= 49.97931 MG

	A(I) (MG)	DELTA(I) (MG)	AVERAGE SENSITIVITY (MG/DIV)	ZERO(I) (DIV)	OBSERVED SENSITIVITY (MG/DIV)
A 1	11.72699	.39524	22.33712	9.50000	22.71787
A 2	-8.09721	2.22116	22.33712	9.56250	21.96893
A 3	12.63844	1.81339	22.97899	9.47500	21.73013
A 4	-14.07463	-.01255	22.97899	9.76250	24.38015
A 5	14.85099	-2.10971	22.84768	9.82500	22.21303
A 6 *	-18.56374	-2.10973	22.84768	9.93750	23.51967
A 7	3.22447	-.01255	21.49648	9.87500	21.45648
A 8	.00000	-.50669	22.21302	9.95000	22.21302

* DESERVED DEFLECTION IS GREATER THAN OR EQUAL TO ONE FOURTH THE SENSITIVITY DEFLECTION

ITEM (G)	CORRECTION (MG)	VOLUME (AT T) (CM3)	SYSTEMATIC ERRCR (MG)	3 S.D. LIMIT (MG)	UNCERTAINTY LIMIT (MG)
5000.0000	63.07702	628.76090	.19000	5.45493	5.64493
3000.0000	24.01883	377.25480	.11400	3.57109	3.68509
2000.0000	30.17279	253.19230	.07600	2.60795	2.68395
1000.0000	11.78548	124.91335	.03800	.92205	.96005
1000.0000	11.28052	124.91485	.03800	.92205	.96005

TEMPERATURE T= 22.10 C

RESTRAINT FOR FOLLOWING SERIES

RESTRAINT VECTOR	0	0	0	1	1
MASS CORRECTION				23.06600	MG
VOLUME AT 20 C				249.80460	CM3
SYSTEMATIC ERROR				.07600	MG
3 STANDARD DEVIATION LIMIT				.00000	MG

X Y Z CORPORATICN
SOMEWHERE, U.S.A.
SET OF MASS STANDARDS : 5KG - 100MG
TEST NUmEER 654321

PAGE 10
SERIES 1
5/24/79

BALANCE 1
OPERATOR 84
MAXIMUM LOAD 6000.0000 G
STARTING RESTRAINT NUMBER 80

CALIBRATION DESIGN 53

PRECISION CONTROL

OBSERVED STANDARD DEVIATION OF THE PROCESS 2.09386 MG
ACCEPTED STANDARD DEVIATION OF THE PROCESS 1.15000 MG
DEGREES OF FREEDOM 4
F RATIO 3.315

F RATIO IS LESS THAN 3.33 (CRITICAL VALUE FOR PROBABILITY = .01).
THEREFORE THE STANDARD DEVIATION IS IN CONTROL.

CHECK STANDARD VECTOR 0 0 0 1 -1
CHECK STANDARD USED 2
ACCEPTED MASS CORRECTION OF CHECK STANDARD -.58400 MG
OBSERVED CORRECTION OF CHECK STANDARD .50497 MG
STANDARD DEVIATION OF THE OBSERVED CORRECTION .61470 MG
T VALUE 1.77

ABSOLUTE VALUE OF T IS LESS THAN 3.
THEREFORE CHECK STANDARD IS IN CONTROL.

TEST CONDITIONS	BEFORE	AFTER	AVERAGE
CORRECTED TEMPERATURE IN DEGREES C	21.98	22.22	22.10
CORRECTED PRESSURE IN MM HG	733.680	734.080	733.880
CORRECTED HUMIDITY IN PERCENT	41.00	41.00	41.00
COMPUTED AIR DENSITY IN MG/CM3	1.1505	1.1501	1.1503
TEMPERATURE CORRECTION	.000	.000	
PRESSURE CORRECTION	.000	.000	
HUMIDITY CORRECTION	.00	.00	
OBSERVED TEMPERATURE IN DEGREES C	21.98	22.22	
OBSERVED PRESSURE IN MM HG	733.680	734.080	
OBSERVED HUMIDITY IN PERCENT	41.00	41.00	

X Y Z CORPORATION
 SOMEWHERE, U.S.A.
 SET OF MASS STANDARDS : 5KG - 100MG
 TEST NUMBER 654321

PAGE 11
 SERIES 2
 5/23/79

BALANCE 3
 OPERATOR 84
 ACCEPTED WITHIN STANDARD DEVIATION OF THE PROCESS .02800 MG
 ACCEPTED BETWEEN STANDARD DEVIATION OF THE PROCESS .00000 MG

CALIBRATION DESIGN 41
 RESTRAINT VECTOR 1 1 0 0
 MASS CORRECTION OF RESTRAINT 23.06600 MG
 VOLUME OF WEIGHTS BEING USED IN RESTRAINT AT 21.91 C 249.82613 CM3
 SYSTEMATIC ERROR IN THE RESTRAINT .07600 MG
 3 STANDARD DEVIATION LIMIT FOR RANDOM ERROR AFFECTING RESTRAINT .00000 MG

CHECK STANDARD USED 2
 CHECK STANDARD VECTOR 1 -1 0 0
 ACCEPTED MASS CORRECTION OF CHECK STANDARD -.58400 MG
 REPORT VECTOR 0 0 1 0

TEST CONDITIONS	BEFORE	AFTER	AVERAGE
CORRECTED TEMPERATURE IN DEGREES C	21.91	21.92	21.91
CORRECTED PRESSURE IN MM HG	736.860	736.760	736.810
CORRECTED HUMIDITY IN PERCENT	40.00	40.00	40.00
COMPUTED AIR DENSITY IN MG/CM3	1.1559	1.1557	1.1558
TEMPERATURE CORRECTION	.000	.000	
PRESSURE CORRECTION	.000	.000	
HUMIDITY CORRECTION	.00	.00	
OBSERVED TEMPERATURE IN DEGREES C	21.91	21.92	
OBSERVED PRESSURE IN MM HG	736.860	736.760	
OBSERVED HUMIDITY IN PERCENT	40.00	40.00	

WEIGHTS BEING TESTED	NOMINAL VALUE G	DENSITY G/CM3 AT 20C	Coefficient OF EXPANSION	ACCEPTED CORRECTION MG
S 1KG-1	1000.0000	8.0064	.000045	11.24100
S 1KG-2	1000.0000	8.0063	.000045	11.82500
1KG	1000.0000	7.9530	.000045	
SUM 1KG	1000.0000	7.9264	.000045	

X Y Z CORPORATION
 SOMEWHERE, U.S.A.
 SET OF MASS STANDARDS : 5KG - 100MG
 TEST NUMBER 654321

PAGE 12
 SERIES 2
 5/23/79

BALANCE 3
 OPERATOR 84

CALIBRATION DESIGN 41
 GRAMS
 1000 1000 1000 1000
 A 1 + -
 A 2 + -
 A 3 + -
 A 4 + -
 A 5 + -
 A 6 + -
 R + +

OBSERVATIONS IN DIVISIONS
 DOUBLE SUBSTITUTION ONE PAN BALANCE

A 1	16.7400	17.3400	67.3700	66.7300
A 2	16.8500	11.2400	61.1800	66.7700
A 3	16.8400	13.1700	63.1100	66.7600
A 4	17.3200	11.1300	61.0600	67.2300
A 5	17.2200	13.0200	62.9300	67.1600
A 6	10.9200	12.8200	62.8600	60.8400

X Y Z CORPORATION
 SOMEWHERE, U.S.A.
 SET OF MASS STANDARDS : 5KG - 100MG
 TEST NUMBER 654321

PAGE 13
 SERIES 2
 5/23/79

BALANCE 3
 OPERATOR 84

CALIBRATION DESIGN 41

SENSITIVITY WEIGHT
 MASS 49.98277 MG
 VOLUME .00301 CM3 AT 20 C
 COEFFICIENT OF EXPANSION .000020
 S*=S-PV(S)= 49.97929 MG

	A(I) (MG)	DELTA(I) (MG)	AVERAGE SENSITIVITY (MG/DIV)	DRIFT(I) (MG)	OBSERVED SENSITIVITY (MG/DIV)
A 1	-.61998	-.02625	.99997	-.02000	.99859
A 2	5.59983	.00501	.99997	-.01000	1.00059
A 3	3.65989	.02125	.99997	-.01000	1.00059
A 4	6.17981	-.00875	.99997	-.01000	1.00079
A 5	4.21487	-.01750	.99997	.01500	1.00169
A 6	-1.95994	-.00375	.99997	-.06000	.99759

ITEM (G)	CORRECTION (MG)	VOLUME (AT T) (CM3)	SYSTEMATIC ERROR (MG)	3 S.D. LIMIT (MG)	UNCERTAINTY LIMIT (MG)
1000.0000	11.23519	124.91225	.03800	.02970	.06770
1000.0000	11.83082	124.91388	.03800	.02970	.06770
1000.0000	6.60911	125.75038	.03800	.05144	.08944
1000.0000	9.05323	126.17253	.03800	.05144	.08944

TEMPERATURE T= 21.91 C

RESTRAINT FOR FOLLOWING SERIES
 RESTRAINT VECTOR 0 0 0 1
 MASS CORRECTION 9.05323 MG
 VOLUME AT 20 C 126.16166 CM3
 SYSTEMATIC ERROR .03800 MG
 3 STANDARD DEVIATION LIMIT .05144 MG

X Y Z CORPORATION
SOMEWHERE, U.S.A.
SET OF MASS STANDARDS : 5KG - 100MG
TEST NUMBER 654321

PAGE 14
SERIES 2
5/23/79

BALANCE 3
OPERATOR 84
MAXIMUM LOAD 1000.0000 G
STARTING RESTRAINT NUMBER 80

CALIBRATION DESIGN 41

PRECISION CONTROL

OBSERVED STANDARD DEVIATION OF THE PROCESS .02282 MG
ACCEPTED STANDARD DEVIATION OF THE PROCESS .02800 MG
DEGREES OF FREEDOM 3
F RATIO .664

F RATIO IS LESS THAN 3.79 (CRITICAL VALUE FOR PROBABILITY = .01).
THEREFORE THE STANDARD DEVIATION IS IN CONTROL.

CHECK STANDARD VECTOR 1 -1 0 0
CHECK STANDARD USED 2
ACCEPTED MASS CORRECTION OF CHECK STANDARD -.58400 MG
OBSERVED CORRECTION OF CHECK STANDARD -.59562 MG
STANDARD DEVIATION OF THE OBSERVED CORRECTION .01980 MG
T VALUE -.59

ABSOLUTE VALUE OF T IS LESS THAN 3.
THEREFORE CHECK STANDARD IS IN CONTROL.

TEST CONDITIONS	BEFORE	AFTER	AVERAGE
CORRECTED TEMPERATURE IN DEGREES C	21.91	21.92	21.91
CORRECTED PRESSURE IN MM HG	736.860	736.760	736.810
CORRECTED HUMIDITY IN PERCENT	40.00	40.00	40.00
COMPUTED AIR DENSITY IN MG/CM3	1.1559	1.1557	1.1558
TEMPERATURE CORRECTION	.000	.000	
PRESSURE CORRECTION	.000	.000	
HUMIDITY CORRECTION	.00	.00	
OBSERVED TEMPERATURE IN DEGREES C	21.91	21.92	
OBSERVED PRESSURE IN MM HG	736.860	736.760	
OBSERVED HUMIDITY IN PERCENT	40.00	40.00	

X Y Z CORPORATICN
 SOMEWHERE, U.S.A.
 SET OF MASS STANDARDS : 5KG - 100MG
 TEST NUMEER 654321

PAGE 15
 SERIES 3
 5/23/79

BALANCE 3
 OPERATOR 84
 ACCEPTED WITHIN STANDARD DEVIATION OF THE PROCESS .02800 MG
 ACCEPTED BETWEEN STANDARD DEVIATION OF THE PROCESS .00000 MG

CALIBRATION DESIGN 62
 RESTRAINT VECTOR 1 1 1 0 0 0
 MASS CORRECTION OF RESTRAINT 9.05323 MG
 VOLUME OF WEIGHTS BEING USED IN RESTRAINT AT 21.94 C 126.17267 CM3
 SYSTEMATIC ERROR IN THE RESTRAINT .03800 MG
 3 STANDARD DEVIATION LIMIT FOR RANDCM ERROR AFFECTING RESTRAINT .05144 MG

CHECK STANDARD USED 4
 CHECK STANDARD VECTOR 0 0 0 0 1 0
 ACCEPTED MASS CCRRECTION CF CHECK STANDARD .98830 MG
 REPCRT VECTCR 1 1 1 1 0 0

TEST CCNDITICNS	BEFORE	AFTER	AVERAGE
CORRECTED TEMPERATURE IN DEGREES C	21.92	21.96	21.94
CORRECTED PRESSURE IN MM HG	736.920	736.580	736.750
CORRECTED HUMIDITY IN PERCENT	40.00	40.00	40.00
COMPUTED AIR DENSITY IN MG/CM3	1.1560	1.1553	1.1556
TEMPERATURE CORRECTION	.000	.000	
PRESSURE CORRECTION	.000	.000	
HUMIDITY CORRECTION	.00	.00	
OBSERVED TEMPERATURE IN DEGREES C	21.92	21.96	
CSERVED PRESSURE IN MM HG	736.920	736.580	
OBSERVED HUMIDITY IN PERCENT	40.00	40.00	

WEIGHTS BEING TESTED	NOMINAL VALUE G	DENSITY G/CM3 AT 20C	COEFFICIENT OF EXPANSION	ACCEPTED CCRRECTION MG
500G	500.0000	7.9000	.000045	
300G	300.0000	7.9530	.000045	
200G	200.0000	7.9530	.000045	
100G	100.0000	7.9000	.000045	
S 100G	100.0000	7.9530	.000045	.58830
SUM 100G	100.0000	7.9423	.000045	

X Y Z CORPORATION
 SOMEWHERE, U.S.A.
 SET OF MASS STANDARDS : 5KG - 100MG
 TEST NUMBER 654321

PAGE 16
 SERIES 3
 5/23/79

BALANCE 3
 OPERATOR 84

CALIBRATION DESIGN		62					
GRAMS		500	300	200	100	100	100
A 1		+	-	-	+	-	
A 2		+	-	-		+	-
A 3		+	-	-	-		+
A 4		+	-	-			
A 5		+		-	-	-	-
A 6			+	-	+	-	-
A 7			+	-	-	+	-
A 8			+	-	-	-	+
A 9				+	-	-	
A 10				+	-		-
A 11				+		-	-
R		+	+	+			

OBSERVATIONS IN DIVISIONS
 DOUBLE SUBSTITUTION ONE PAN BALANCE

A 1	12.7800	10.6200	60.6300	62.8600
A 2	13.0200	12.5900	62.5400	62.9600
A 3	14.8600	10.7500	60.7300	64.8800
A 4	12.8600	10.6100	60.5400	62.8200
A 5	12.9100	13.5800	63.5400	62.8100
A 6	10.8700	13.4400	63.3300	60.8400
A 7	10.9400	13.3300	63.2600	60.8200
A 8	12.6900	11.4400	61.3800	62.6600
A 9	11.1800	11.7100	61.6800	61.1400
A 10	11.1800	13.5000	63.3800	61.1100
A 11	11.0900	13.4400	63.4000	60.9600

X Y Z CORPORATION
 SOMEWHERE, U.S.A.
 SET OF MASS STANDARDS : 5KG - 100MG
 TEST NUMBER 654321

PAGE 17
 SERIES 3
 5/23/79

BALANCE 3
 OPERATOR 84

CALIBRATION DESIGN 62

SENSITIVITY WEIGHT
 MASS 49.98277 MG
 VOLUME .00301 CM3 AT 20 C
 COEFFICIENT OF EXPANSION .000020
 S*=S-PV(S)= 49.97929 MG

	A(I) (MG)	DELTA(I) (MG)	AVERAGE SENSITIVITY (MG/DIV)	DRIFT(I) (MG)	OBSERVED SENSITIVITY (MG/DIV)
A 1	2.19570	.00092	1.00032	.03501	1.00009
A 2	.42514	-.00556	1.00032	-.00500	1.00049
A 3	4.13132	-.01335	1.00032	.02001	1.00039
A 4	2.26621	.00950	1.00054	.01501	1.00129
A 5	-.70038	.00849	1.00054	-.03002	.99979
A 6	-2.53351	-.00805	1.00139	.04006	1.00259
A 7	-2.41835	-.01675	1.00139	-.02503	1.00049
A 8	1.26676	.01632	1.00139	.01502	1.00109
A 9	-.53537	-.03332	1.00069	-.00500	1.00009
A 10	-2.29658	.03149	1.00069	.02502	1.00249
A 11	-2.39664	-.00665	1.00069	-.04503	.99949

ITEM (G)	CORRECTION (MG)	VOLUME (AT T) (CM3)	SYSTEMATIC ERROR (MG)	3 S.D. LIMIT (MG)	UNCERTAINTY LIMIT (MG)
500.0000	5.89889	63.29741	.01900	.03233	.05133
300.0000	1.75036	37.72513	.01140	.02945	.04085
200.0000	1.40395	25.15011	.00760	.02443	.03203
100.0000	1.01957	12.65946	.00380	.03027	.03407
100.0000	.98400	12.57509	.00380	.03027	.03407
100.0000	2.82980	12.59220	.00380	.03027	.03407

TEMPERATURE T= 21.94 C

RESTRAINT FOR FOLLOWING SERIES

RESTRAINT VECTOR 0 0 0 0 0 1
 MASS CORRECTION 2.82980 MG
 VOLUME AT 20 C 12.59110 CM3
 SYSTEMATIC ERROR .00380 MG
 3 STANDARD DEVIATION LIMIT .03027 MG

X Y Z CALIBRATION
SOMEWHERE, U.S.A.
SET OF MASS STANDARDS : 5KG - 100MG
TEST NUMBER 654321

PAGE 18
SERIES 3
5/23/79

BALANCE 3
OPERATOR 84

CALIBRATION DESIGN 62

SUM (G)	WEIGHTS USED FOR THE LINEAR COMBINATIONS GRAMS					
600	500	300	200	100	100	100
	+			+		

VALUES AND UNCERTAINTIES FOR COMBINATIONS OF WEIGHTS
(UNCERTAINTY IS 3 STANDARD DEVIATION LIMIT PLUS ALLOWANCE FOR
SYSTEMATIC ERROR.)

SUM (G)	CORR (MG)	SYSTEMATIC (MG)	3 S.D. ERROR (MG)	UNCERTAINTY LIMIT (MG)
600	6.91847	.02280	.04750	.07030

X Y Z CORPORATION
SOMEWHERE, U.S.A.
SET OF MASS STANDARDS : 5KG - 100MG
TEST NUMBER 654321

PAGE 19
SERIES 3
5/23/79

BALANCE 3
OPERATOR 84
MAXIMUM LOAD 600.0000 G
STARTING RESTRAINT NUMBER 80

CALIBRATION DESIGN 62

PRECISION CONTROL

OBSERVED STANDARD DEVIATION OF THE PROCESS .02284 MG
ACCEPTED STANDARD DEVIATION OF THE PROCESS .02800 MG
DEGREES OF FREEDOM 6
F RATIO .665

F RATIO IS LESS THAN 2.81 (CRITICAL VALUE FOR PROBABILITY = .01).
THEREFORE THE STANDARD DEVIATION IS IN CONTROL.

CHECK STANDARD VECTOR 0 0 0 0 1 0
CHECK STANDARD USED 4
ACCEPTED MASS CORRECTION OF CHECK STANDARD .98830 MG
OBSERVED CORRECTION OF CHECK STANDARD .98400 MG
STANDARD DEVIATION OF THE OBSERVED CORRECTION .01009 MG
T VALUE -.43

ABSOLUTE VALUE OF T IS LESS THAN 3.
THEREFORE CHECK STANDARD IS IN CONTROL.

TEST CONDITIONS	BEFORE	AFTER	AVERAGE
CORRECTED TEMPERATURE IN DEGREES C	21.92	21.96	21.94
CORRECTED PRESSURE IN MM HG	736.920	736.580	736.750
CORRECTED HUMIDITY IN PERCENT	40.00	40.00	40.00
COMPUTED AIR DENSITY IN MG/CM3	1.1560	1.1553	1.1556
TEMPERATURE CORRECTION	.000	.000	
PRESSURE CORRECTION	.000	.000	
HUMIDITY CORRECTION	.00	.00	
OBSERVED TEMPERATURE IN DEGREES C	21.92	21.96	
OBSERVED PRESSURE IN MM HG	736.920	736.580	
OBSERVED HUMIDITY IN PERCENT	40.00	40.00	

X Y Z CORPORATION
 SOMEWHERE, U.S.A.
 SET OF MASS STANDARDS : 5KG - 100MG
 TEST NUMBER 654321

PAGE 20
 SERIES 4
 5/17/79

BALANCE 5
 OPERATOR 84
 ACCEPTED WITHIN STANDARD DEVIATION OF THE PROCESS .01200 MG
 ACCEPTED BETWEEN STANDARD DEVIATION OF THE PROCESS .00000 MG

CALIBRATION DESIGN 62
 RESTRAINT VECTOR 1 1 1 0 0 0
 MASS CORRECTION OF RESTRAINT 2.82980 MG
 VOLUME OF WEIGHTS BEING USED IN RESTRAINT AT 21.97 C 12.59222 CM3
 SYSTEMATIC ERROR IN THE RESTRAINT .00380 MG
 3 STANDARD DEVIATION LIMIT FOR RANDOM ERROR AFFECTING RESTRAINT .03027 MG

CHECK STANDARD USED 6
 CHECK STANDARD VECTOR 0 0 0 0 1 0
 ACCEPTED MASS CORRECTION OF CHECK STANDARD .07850 MG
 REPORT VECTOR 1 1 1 1 0 0

TEST CONDITIONS	BEFORE	AFTER	AVERAGE
CORRECTED TEMPERATURE IN DEGREES C	21.99	21.96	21.97
CORRECTED PRESSURE IN MM HG	746.600	746.000	746.300
CORRECTED HUMIDITY IN PERCENT	31.00	31.00	31.00
COMPUTED AIR DENSITY IN MG/CM3	1.1720	1.1712	1.1716
TEMPERATURE CORRECTION	.000	.000	
PRESSURE CORRECTION	.000	.000	
HUMIDITY CORRECTION	.00	.00	
OBSERVED TEMPERATURE IN DEGREES C	21.99	21.96	
OBSERVED PRESSURE IN MM HG	746.600	746.000	
OBSERVED HUMIDITY IN PERCENT	31.00	31.00	

WEIGHTS BEING TESTED	NOMINAL VALUE G	DENSITY G/CM3 AT 20C	Coefficient OF EXPANSION	ACCEPTED CORRECTION MG
50G	50.0000	7.9530	.000045	
30G	30.0000	7.9530	.000045	
20G	20.0000	7.9000	.000045	
10G	10.0000	7.9530	.000045	
S 10G	10.0000	7.9530	.000045	.07850
SUM 10G	10.0000	7.9264	.000045	

X Y Z CORPORATION
 SOMEWHERE, U.S.A.
 SET OF MASS STANDARDS : 5KG - 100MG
 TEST NUMBER 654321

PAGE 21
 SERIES 4
 5/17/79

BALANCE 5
 OPERATOR 84

CALIBRATION DESIGN 62

		GRAMS					
		50	30	20	10	10	10
A 1	+	-	-	-	+	-	-
A 2	+	-	-	-	-	+	-
A 3	+	-	-	-	-	-	+
A 4	+	-	-	-	-	-	-
A 5	+	-	-	-	-	-	-
A 6		+	-	-	+	-	-
A 7		+	-	-	-	+	-
A 8		+	-	-	-	-	+
A 9				+	-	-	-
A 10				+	-	-	-
A 11				+		-	-
R	+	+	+				

OBSERVATIONS IN DIVISIONS
 DOUBLE SUBSTITUTION ONE PAN BALANCE

A 1	6.1800	4.6900	54.7100	56.2000
A 2	6.1700	4.7200	54.7100	56.1500
A 3	6.1400	4.7600	54.7600	56.1400
A 4	6.1900	4.7400	54.7200	56.1800
A 5	6.1800	4.4700	54.4500	56.1800
A 6	4.8100	4.4400	54.4400	54.8100
A 7	4.7900	4.4900	54.4700	54.7500
A 8	4.7600	4.5100	54.4900	54.7400
A 9	4.5200	4.5500	54.5200	54.4900
A 10	4.4800	4.5200	54.5000	54.4700
A 11	4.4700	4.4700	54.4600	54.4700

X Y Z CORPORATION
 SOMEWHERE, U.S.A.
 SET OF MASS STANDARDS : 5KG - 100MG
 TEST NUMBER 654321

PAGE 22
 SERIES 4
 5/17/79

BALANCE 5
 OPERATOR 84

CALIBRATION DESIGN 62

SENSITIVITY WEIGHT
 MASS 49.98277 MG
 VOLUME .00301 CM3 AT 20 C
 COEFFICIENT OF EXPANSION .000020
 S*=S-PV(S)= 49.97924 MG

	A(I)	DELTA(I)	AVERAGE	DRIFT(I)	OBSERVED
	(MG)	(MG)	SENSITIVITY	(MG)	SENSITIVITY
			(MG/DIV)		(MG/DIV)
A 1	1.48923	.00353	.99948	.00000	.95919
A 2	1.44426	-.00895	.99948	-.00500	.95968
A 3	1.37929	-.00582	.99948	.00000	.95958
A 4	1.45520	.01386	1.00013	.00500	1.00008
A 5	1.72023	-.00262	1.00013	.01000	1.00018
A 6	.36992	.00046	.99978	.00000	.95958
A 7	.28994	.00920	.99978	-.01000	.95978
A 8	.24995	-.00704	.99978	.00000	.95998
A 9	-.03000	.01358	1.00005	-.00000	1.00018
A 10	-.03500	-.00330	1.00005	.00500	1.00008
A 11	.00500	-.00766	1.00005	.00500	.95988

ITEM	CORRECTION	VOLUME	SYSTEMATIC	3 S.D.	UNCERTAINTY
(G)	(MG)	(AT T)	ERROR	LIMIT	LIMIT
		(CM3)	(MG)	(MG)	(MG)
50.0000	2.12579	6.28776	.00190	.01731	.01921
30.0000	.53569	3.77256	.00114	.01407	.01521
20.0000	.16831	2.53189	.00076	.01126	.01202
10.0000	.11825	1.25751	.00038	.01314	.01352
10.0000	.07388	1.25751	.00038	.01314	.01352
10.0000	.06695	1.26173	.00038	.01314	.01352

TEMPERATURE T= 21.97 C

RESTRAINT FOR FOLLOWING SERIES

RESTRAINT VECTOR 0 0 0 0 0 1
 MASS CORRECTION .06695 MG
 VOLUME AT 20 C 1.26161 CM3
 SYSTEMATIC ERROR .00038 MG
 3 STANDARD DEVIATION LIMIT .01314 MG

X Y Z CORPORATION
SOMEWHERE, U.S.A.
SET OF MASS STANDARDS : 5KG - 100MG
TEST NUMEER 654321

PAGE 23
SERIES 4
5/17/79

BALANCE 5
OPERATOR 84
MAXIMUM LOAD 60.0000 G
STARTING RESTRAINT NUMBER 80

CALIBRATION DESIGN 62

PRECISION CONTROL

OBSERVED STANDARD DEVIATION OF THE PROCESS .01091 MG
ACCEPTED STANDARD DEVIATION OF THE PROCESS .01200 MG
DEGREES OF FREEDOM 6
F RATIO .826

F RATIO IS LESS THAN 2.81 (CRITICAL VALUE FOR PROBABILITY = .01).
THEREFORE THE STANDARD DEVIATION IS IN CONTROL.

CHECK STANDARD VECTOR 0 0 0 0 1 0
CHECK STANDARD USED 6
ACCEPTED MASS CORRECTION OF CHECK STANDARD .07850 MG
OBSERVED CORRECTION OF CHECK STANDARD .07388 MG
STANDARD DEVIATION OF THE OBSERVED CORRECTION .00438 MG
T VALUE -1.06

ABSOLUTE VALUE OF T IS LESS THAN 3.
THEREFORE CHECK STANDARD IS IN CONTROL.

TEST CONDITIONS	BEFORE	AFTER	AVERAGE
CORRECTED TEMPERATURE IN DEGREES C	21.99	21.96	21.97
CORRECTED PRESSURE IN MM HG	746.600	746.000	746.300
CORRECTED HUMIDITY IN PERCENT	31.00	31.00	31.00
COMPUTED AIR DENSITY IN MG/CM3	1.1720	1.1712	1.1716
TEMPERATURE CORRECTION	.000	.000	
PRESSURE CORRECTION	.000	.000	
HUMIDITY CORRECTION	.00	.00	
OBSERVED TEMPERATURE IN DEGREES C	21.99	21.96	
OBSERVED PRESSURE IN MM HG	746.600	746.000	
OBSERVED HUMIDITY IN PERCENT	31.00	31.00	

X Y Z CORPORATICN
 SOMEWHERE, U.S.A.
 SET OF MASS STANDARDS : 5KG - 100MG
 TEST NUMEER 654321

PAGE 24
 SERIES 5
 5/18/79

BALANCE 7
 OPERATOR 84
 ACCEPTED WITHIN STANDARD DEVIATION OF THE PROCESS .00170 MG
 ACCEPTED BETWEEN STANDARD DEVIATION OF THE PROCESS .00000 MG

CALIBRATICN DESIGN 62
 RESTRAINT VECTOR 1 1 1 0 0 0
 MASS CORRECTION OF RESTRAINT .06695 MG
 VOLUME OF WEIGHTS BEING USED IN RESTRAINT AT 21.90 C 1.26172 CM3
 SYSTEMATIC ERROR IN THE RESTRAINT .00038 MG
 3 STANDARD DEVIATION LIMIT FOR RANDOM ERROR AFFECTING RESTRAINT .01314 MG

CHECK STANDARD USED 8
 CHECK STANDARD VECTOR 0 0 0 0 1 0
 ACCEPTED MASS CORRECTION OF CHECK STANDARD -.07920 MG
 REPCRT VECTOR 1 1 1 1 0 0

TEST CONDITIONS	BEFORE	AFTER	AVERAGE
CORRECTED TEMPERATURE IN DEGREES C	21.92	21.88	21.90
CORRECTED PRESSURE IN MM HG	743.280	742.820	743.050
CORRECTED HUMIDITY IN PERCENT	35.00	35.00	35.00
COMPUTED AIR DENSITY IN MG/CM3	1.1666	1.1666	1.1663
TEMPERATURE CORRECTION	.000	.000	
PRESSURE CORRECTION	.000	.000	
HUMIDITY CORRECTION	.00	.00	
OBSERVED TEMPERATURE IN DEGREES C	21.92	21.88	
OBSERVED PRESSURE IN MM HG	743.280	742.820	
OBSERVED HUMIDITY IN PERCENT	35.00	35.00	

WEIGHTS BEING TESTED	NOMINAL VALUE G	DENSITY G/CM3 AT 20C	COEFFICIENT OF EXPANSION	ACCEPTED CORRECTION MG
5G	5.0000	7.9000	.000045	
3G	3.0000	7.9530	.000045	
2G	2.0000	7.9530	.000045	
1G	1.0000	7.9000	.000045	
S 1G	1.0000	7.9530	.000045	-.07920
SUM 1G	1.0000	16.6000	.000020	

X Y Z CORPORATION
 SOMEWHERE, U.S.A.
 SET OF MASS STANDARDS : 5KG - 100MG
 TEST NUMBER 654321

PAGE 25
 SERIES 5
 5/18/79

BALANCE 7
 OPERATOR 84

CALIBRATION DESIGN		62					
GRAMS		5	3	2	1	1	1
A 1	+	-	-	-	+	-	
A 2	+	-	-	-		+	-
A 3	+	-	-	-	-		+
A 4	+	-	-	-			
A 5	+		-	-	-	-	-
A 6			+	-	+	-	-
A 7			+	-	-	+	-
A 8			+	-	-	-	+
A 9				+	-	-	
A 10				+	-		-
A 11				+		-	-
R	+	+	+				

OBSERVATIONS IN DIVISIONS
 DOUBLE SUBSTITUTION ONE PAN BALANCE

A 1	1.0840	.9260	5.9270	6.0840
A 2	.9780	.9390	5.9310	5.9720
A 3	.9900	1.0210	6.0210	5.9870
A 4	1.0680	1.0130	6.0090	6.0670
A 5	1.0680	.8750	5.8700	6.0630
A 6	1.0620	.8620	5.8570	6.0530
A 7	.9590	.9660	5.9570	5.9480
A 8	.9690	.9480	5.9420	5.9600
A 9	1.0160	.9760	5.9660	6.0060
A 10	1.0160	.9870	5.9810	6.0060
A 11	1.0120	.8810	5.8720	6.0040

X Y Z CORPORATION
 SOMEWHERE, U.S.A.
 SET OF MASS STANDARDS : 5KG - 100MG
 TEST NUMEER 654321

PAGE 26
 SERIES 5
 5/18/79

BALANCE 7
 OPERATOR 84

CALIBRATICN DESIGN 62

SENSITIVITY WEIGHT
 MASS 5.00171 MG
 VOLUME .00185 CM3 AT 20 C
 COEFFICIENT OF EXPANSICN .000069
 S*=S-PV(S)= 4.99955 MG

	A(I) (MG)	DELTA(I) (MG)	AVERAGE SENSITIVITY (MG/DIV)	DRIFT(I) (MG)	OBSERVED SENSITIVITY (MG/DIV)
A 1	.15755	-.00114	1.00031	-.00050	.99961
A 2	.04001	-.00146	1.00031	.00100	1.00171
A 3	-.03251	.00082	1.00031	-.00150	.99961
A 4	.05655	.00094	1.00096	.00150	1.00101
A 5	.19319	.00025	1.00096	.00000	1.00091
A 6	.19819	-.00001	1.00094	-.00200	1.00051
A 7	-.00801	-.00004	1.00094	-.00100	1.00151
A 8	.01952	-.00079	1.00094	-.00150	1.00081
A 9	.04006	-.00155	1.00148	.00000	1.00191
A 10	.02704	-.00043	1.00148	-.00200	1.00071
A 11	.13169	.00114	1.00148	.00050	1.00181

ITEM (G)	CORRECTICN (MG)	VOLUME (AT T) (CM3)	SYSTEMATIC ERRCR (MG)	3 S.D. LIMIT (MG)	UNCERTAINTY LIMIT (MG)
5.0000	.06375	.63297	.00019	.00668	.00687
3.0000	.01669	.37725	.00011	.00422	.00434
2.0000	-.01348	.25150	.00008	.00295	.00303
1.0000	.02498	.12660	.00004	.00224	.00228
1.0000	-.07910	.12574	.00004	.00224	.00228
1.0000	-.14136	.06023	.00004	.00224	.00228

TEMPERATURE T= 21.90 C

RESTRAINT FOR FOLLOWING SERIES

RESTRAINT VECTOR 0 0 0 0 0 1
 MASS CORRECTICN -.14136 MG
 VOLUME AT 20 C .06023 CM3
 SYSTEMATIC ERROR .00004 MG
 3 STANDARD DEVIATION LIMIT .00224 MG

X Y Z CORPORATICN
SOMEWHERE, U.S.A.
SET OF MASS STANDARDS : 5KG - 100MG
TEST NUMBEER 654321

PAGE 27
SERIES 5
5/18/79

BALANCE 7
OPEFATOR 84

CALIBRATICN DESIGN 62

SUM (G)	WEIGHTS USED FOR THE LINEAR COMBINATICNS GRAMS					
	5	3	2	1	1	1
6	+			+		

VALUES AND UNCERTAINTIES FOR COMBINATICNS OF WEIGHTS
(UNCERTAINTY IS 3 STANDARD DEVIATICN LIMIT PLUS ALLOWANCE FOR
SYSTEMATIC ERROR.)

SUM (G)	CORR (MG)	SYSTEMATIC (MG)	3 S.D. ERROR (MG)	UNCERTAINTY LIMIT (MG)
6	.08873	.00023	.00818	.00841

X Y Z CORPORATION
SOMEWHERE, U.S.A.
SET OF MASS STANDARDS : 5KG - 100MG
TEST NUMEER 654321

PAGE 28
SERIES 5
5/18/79

BALANCE 7
OPERATOR 84
MAXIMUM LOAD 6.0000 G
STARTING RESTRAINT NUMBER 80

CALIBRATION DESIGN 62

PRECISION CONTROL

OBSERVED STANDARD DEVIATION OF THE PROCESS .00131 MG
ACCEPTED STANDARD DEVIATION OF THE PROCESS .00170 MG
DEGREES OF FREEDOM 6
F RATIO .591

F RATIO IS LESS THAN 2.81 (CRITICAL VALUE FOR PROBABILITY = .01).
THEREFORE THE STANDARD DEVIATION IS IN CONTROL.

CHECK STANDARD VECTOR 0 0 0 0 1 0
CHECK STANDARD USED 8
ACCEPTED MASS CORRECTION OF CHECK STANDARD -.07920 MG
OBSERVED CORRECTION OF CHECK STANDARD -.07910 MG
STANDARD DEVIATION OF THE OBSERVED CORRECTION .00075 MG
T VALUE .14

ABSOLUTE VALUE OF T IS LESS THAN 3.
THEREFORE CHECK STANDARD IS IN CONTROL.

TEST CONDITIONS	BEFORE	AFTER	AVERAGE
CORRECTED TEMPERATURE IN DEGREES C	21.92	21.88	21.90
CORRECTED PRESSURE IN MM HG	743.280	742.820	743.050
CORRECTED HUMIDITY IN PERCENT	35.00	35.00	35.00
COMPUTED AIR DENSITY IN MG/CM3	1.1666	1.1660	1.1663
TEMPERATURE CORRECTION	.000	.000	
PRESSURE CORRECTION	.000	.000	
HUMIDITY CORRECTION	.00	.00	
OBSERVED TEMPERATURE IN DEGREES C	21.92	21.88	
OBSERVED PRESSURE IN MM HG	743.280	742.820	
OBSERVED HUMIDITY IN PERCENT	35.00	35.00	

X Y Z CORPORATION
 SOMEWHERE, U.S.A.
 SET OF MASS STANDARDS : 5KG - 100MG
 TEST NUMBER 654321

PAGE 29
 SERIES 6
 5/18/79

BALANCE 7
 OPERATOR 84
 ACCEPTED WITHIN STANDARD DEVIATION OF THE PROCESS .00050 MG
 ACCEPTED BETWEEN STANDARD DEVIATION OF THE PROCESS .00000 MG

CALIBRATION DESIGN 62
 RESTRAINT VECTOR 1 1 1 0 0 0
 MASS CORRECTION OF RESTRAINT -.14136 MG
 VOLUME OF WEIGHTS BEING USED IN RESTRAINT AT 22.60 C .06024 CM3
 SYSTEMATIC ERROR IN THE RESTRAINT .00004 MG
 3 STANDARD DEVIATION LIMIT FOR RANDOM ERROR AFFECTING RESTRAINT .00224 MG

CHECK STANDARD USED 8
 CHECK STANDARD VECTOR 0 0 0 0 1 0
 ACCEPTED MASS CORRECTION OF CHECK STANDARD -.02628 MG
 REPORT VECTOR 1 1 1 1 0 0

TEST CONDITIONS	BEFORE	AFTER	AVERAGE
CORRECTED TEMPERATURE IN DEGREES C	22.21	22.99	22.60
CORRECTED PRESSURE IN MM HG	742.520	741.860	742.190
CORRECTED HUMIDITY IN PERCENT	36.00	35.00	35.50
COMPUTED AIR DENSITY IN MG/CM3	1.1640	1.1595	1.1620
TEMPERATURE CORRECTION	.000	.000	
PRESSURE CORRECTION	.000	.000	
HUMIDITY CORRECTION	.00	.00	
OBSERVED TEMPERATURE IN DEGREES C	22.21	22.99	
OBSERVED PRESSURE IN MM HG	742.520	741.860	
OBSERVED HUMIDITY IN PERCENT	36.00	35.00	

WEIGHTS BEING TESTED	NOMINAL VALUE G	DENSITY G/CM3 AT 20C	COEFFICIENT OF EXPANSION	ACCEPTED CORRECTION MG
500MG	.5000	16.6000	.000020	
300MG	.3000	16.6000	.000020	
200MG	.2000	16.6000	.000020	
100MG	.1000	16.6000	.000020	
S 100MG	.1000	16.6000	.000020	-.02628
SUM 100MG	.1000	8.1788	.000049	

X Y Z CORPORATION
 SOMEWHERE, U.S.A.
 SET OF MASS STANDARDS : 5KG - 100MG
 TEST NUMBER 654321

PAGE 30
 SERIES 6
 5/18/79

BALANCE 7
 OPERATOR 84

CALIBRATION DESIGN		62					
MG		500	300	200	100	100	100
A 1		+	-	-	+	-	-
A 2		+	-	-	-	+	-
A 3		+	-	-	-	-	+
A 4		+	-	-	-	-	-
A 5		+	-	-	-	-	-
A 6		-	+	-	+	-	-
A 7		-	+	-	-	+	-
A 8		-	+	-	-	-	+
A 9		-	-	+	-	-	-
A 10		-	-	+	-	-	-
A 11		-	-	+	-	-	-
R		+	+	+	-	-	-

OBSERVATIONS IN DIVISIONS
 DOUBLE SUBSTITUTION ONE PAN BALANCE

A 1	296.4000	224.0000	726.2000	801.2000
A 2	285.5000	240.3000	741.3000	788.9000
A 3	300.5000	241.6000	744.1000	803.7000
A 4	312.9000	253.5000	754.8000	815.5000
A 5	312.7000	239.8000	741.0000	815.6000
A 6	303.8000	250.5000	751.5000	805.7000
A 7	290.2000	264.6000	765.4000	791.7000
A 8	303.6000	252.3000	753.6000	806.0000
A 9	276.7000	302.6000	804.1000	779.3000
A 10	276.7000	315.5000	817.1000	779.2000
A 11	276.6000	301.0000	802.6000	778.6000

X Y Z CORPORATION
 SOMEWHERE, U.S.A.
 SET OF MASS STANDARDS : 5KG - 100MG
 TEST NUMEER 654321

PAGE 31
 SERIES 6
 5/18/79

BALANCE 7
 OPERATOR 84

CALIBRATION DESIGN 62

SENSITIVITY WEIGHT
 MASS .50156 MG
 VOLUME .00186 CM3 AT 20 C
 COEFFICIENT OF EXPANSION .C0C069
 S*=S-PV(S)= .49940 MG

	A(I) (MG)	DELTA(I) (MG)	AVERAGE SENSITIVITY (MG/DIV)	DRIFT(I) (MG)	OBSERVED SENSITIVITY (MG/DIV)
A 1	.07347	-.00002	.00100	.00130	.00100
A 2	.04626	-.00026	.00100	.00120	.00100
A 3	.05907	.00029	.00100	.00035	.00099
A 4	.05992	.00032	.00100	.00065	.00100
A 5	.07359	-.00033	.00100	.00085	.00100
A 6	.05362	.00018	.00100	.00045	.00100
A 7	.02589	.00024	.00100	.00035	.00100
A 8	.05173	-.00008	.00100	.00055	.00100
A 9	-.02526	-.00004	.00100	.00055	.00100
A 10	-.03821	.00009	.00100	.00045	.00100
A 11	-.02411	.00029	.00100	.00020	.00100

ITEM (G)	CORRECTION (MG)	VOLUME (AT T) (CM3)	SYSTEMATIC ERRGR (MG)	3 S.D. LIMIT (MG)	UNCERTAINTY LIMIT (MG)
.5000	-.04088	.03012	.00002	.00117	.00119
.3000	-.03697	.01807	.00001	.00081	.00082
.2000	-.06351	.01204	.00001	.00060	.00060
.1000	-.01219	.00602	.00000	.00058	.00058
.1000	-.02609	.00602	.00000	.00058	.00058
.1000	-.00580	.01223	.00000	.00058	.00058

TEMPERATURE T= 22.60 C

X Y Z CCFPCRATION
SOMEWHERE, U.S.A.
SET OF MASS STANDARDS : 5KG - 100MG
TEST NUMBER 654321

PAGE 32
SERIES 6
5/18/79

BALANCE 7
OPERATOR 24
MAXIMUM LOAD .0000 G
STARTING RESTRAINT NUMBER 80

CALIBRATION DESIGN 62

PRECISION CONTROL

OBSERVED STANDARD DEVIATION OF THE PROCESS .00030 MG
ACCEPTED STANDARD DEVIATION OF THE PROCESS .00050 MG
DEGREES OF FREEDOM 6
F RATIO .370

F RATIO IS LESS THAN 2.81 (CRITICAL VALUE FOR PROBABILITY = .01).
THEREFORE THE STANDARD DEVIATION IS IN CONTROL.

CHECK STANDARD VECTOR 0 0 0 0 1 0
CHECK STANDARD USED 8
ACCEPTED MASS CORRECTION OF CHECK STANDARD -.02628 MG
OBSERVED CORRECTION OF CHECK STANDARD -.02609 MG
STANDARD DEVIATION OF THE OBSERVED CORRECTION .00019 MG
T VALUE .97

ABSOLUTE VALUE OF T IS LESS THAN 3.
THEREFORE CHECK STANDARD IS IN CONTROL.

TEST CONDITIONS	BEFORE	AFTER	AVERAGE
CORRECTED TEMPERATURE IN DEGREES C	22.21	22.99	22.60
CORRECTED PRESSURE IN MM HG	742.520	741.860	742.190
CORRECTED HUMIDITY IN PERCENT	36.00	35.00	35.50
COMPUTED AIR DENSITY IN MG/CM ³	1.1640	1.1595	1.1620
TEMPERATURE CORRECTION	.000	.000	
PRESSURE CORRECTION	.000	.000	
HUMIDITY CORRECTION	.00	.00	
OBSERVED TEMPERATURE IN DEGREES C	22.21	22.99	
OBSERVED PRESSURE IN MM HG	742.520	741.860	
OBSERVED HUMIDITY IN PERCENT	36.00	35.00	

SUMMARY

FOR CONVENIENCE, THE RESULTS OF THIS WORK ARE SUMMARIZED IN TABLES I AND II. THE VALUES ASSIGNED ARE WITH REFERENCE TO THE STANDARDS IDENTIFIED ON THE DATA SHEETS. THE UNCERTAINTY FIGURE IS AN EXPRESSION OF THE OVERALL UNCERTAINTY USING THREE STANDARD DEVIATIONS AS A LIMIT TO THE EFFECT OF RANDOM ERRORS OF THE MEASUREMENT ASSOCIATED WITH THE MEASUREMENT PROCESSES. THE MAGNITUDE OF SYSTEMATIC ERRORS FROM SOURCES OTHER THAN THE USE OF ACCEPTED VALUES FOR CERTAIN STARTING STANDARDS ARE CONSIDERED NEGLIGIBLE. IT SHOULD BE NOTED THAT THE MAGNITUDE OF THE UNCERTAINTY REFLECTS THE PERFORMANCE OF THE MEASUREMENT PROCESS USED TO ESTABLISH THESE VALUES. THE MASS UNIT, AS REALIZABLE IN ANOTHER MEASUREMENT PROCESS, WILL BE UNCERTAIN BY AN AMOUNT WHICH IS A COMBINATION OF THE UNCERTAINTY OF THIS PROCESS AND THE PROCESS IN WHICH THESE STANDARDS ARE USED.

THE ESTIMATED MASS VALUES LISTED IN TABLE I ARE BASED ON AN EXPLICIT TREATMENT OF DISPLACEMENT VOLUMES, E.G., 'TRUE MASS', 'MASS IN VACUO', MASS IN THE NEWTONIAN SENSE. THE DISPLACEMENT VOLUME ASSOCIATED WITH EACH VALUE IS LISTED AS WELL AS THE VOLUMETRIC COEFFICIENT OF EXPANSION. THESE VALUES SHOULD BE USED, TOGETHER WITH APPROPRIATE CORRECTION FOR THE BUOYANT EFFECTS OF THE ENVIRONMENT, TO ESTABLISH CONSISTENT MASS VALUES FOR OBJECTS WHICH DIFFER SIGNIFICANTLY IN DENSITY AND/OR FOR MEASUREMENTS WHICH MUST BE MADE IN DIFFERING ENVIRONMENTS. THE RELATION $1\text{LB AVDP} = .45359237\text{KG}$ IS USED AS REQUIRED.

THE ESTIMATED MASS VALUES LISTED IN TABLE II ARE BASED ON AN IMPLICIT TREATMENT OF DISPLACEMENT VOLUMES, E.G., 'APPARENT MASS', 'APPARENT MASS VERSUS BRASS', 'APPARENT MASS VERSUS DENSITY 8.0'. THE VALUES ARE LISTED AS CORRECTIONS TO BE APPLIED TO THE LISTED NOMINAL VALUE (A POSITIVE CORRECTION INDICATES THAT THE MASS IS LARGER THAN THE STATED NOMINAL VALUE BY THE AMOUNT OF THE CORRECTION). THESE VALUES ARE COMPUTED FROM THE VALUES BASED ON AN EXPLICIT TREATMENT OF DISPLACEMENT VOLUMES USING THE FOLLOWING DEFINING RELATIONS AND ARE UNCERTAIN BY THE AMOUNT SHOWN IN TABLE I.

THE ADJUSTMENT OF WEIGHTS TO MINIMIZE THE DEVIATION FROM NOMINAL ON THE BASIS OF 'NORMAL BRASS' (IN ACCORDANCE WITH CCR. A BELOW) IS WIDESPREAD IN THIS COUNTRY AND IN MANY PARTS OF THE WORLD. VALUES STATED ON EITHER BASIS ARE INTERNALLY CONSISTENT AND DEFINITE. THERE IS, HOWEVER, A SYSTEMATIC DIFFERENCE BETWEEN THE VALUES ASSIGNED ON EACH BASIS, THE VALUE ON THE BASIS OF 'DENSITY 8.0' BEING 7 MICROGRAMS/GRAM LARGER THAN THE VALUE ON THE BASIS OF NORMAL BRASS. THIS SYSTEMATIC DIFFERENCE IS CLEARLY DETECTABLE ON MANY DIRECT READING BALANCES.

CORRECTION A - 'APPARENT MASS VERSUS BRASS' OR 'WEIGHT IN AIR AGAINST BRASS' IS DETERMINED BY A HYPOTHETICAL WEIGHING OF THE WEIGHT AT 20 CELSIUS IN AIR HAVING A DENSITY OF 1.2 MG/CM³, WITH A (NORMAL BRASS) STANDARD HAVING A DENSITY OF 8.4 G/CM³ AT 0 CELSIUS WHOSE COEFFICIENT OF VOLUMETRIC EXPANSION IS 0.000054 PER DEGREE CELSIUS, AND WHOSE VALUE IS BASED

X Y Z CORPORATION
SOMEWHERE, U.S.A.
SET OF MASS STANDARDS : 5KG - 100MG
TEST NUMEER 654321

PAGE 34
5/18/79

ON ITS TRUE MASS OR WEIGHT IN
VACUO.

CORRECTION B - 'APPARENT MASS
VERSUS DENSITY 8.0' IS DETERMINED
BY A HYPOTHETICAL WEIGHING OF THE

WEIGHT, IN AIR HAVING A DENSITY OF
1.2 MG/CM³, WITH A STANDARD HAVING
A DENSITY OF 8.0 G/CM³ AT 20
CELSIUS, AND WHOSE VALUE IS BASED
ON ITS TRUE MASS OR WEIGHT IN
VACUO.

TABLE 1

ITEM	MASS (G)	UNCERTAINTY (G)	VOL AT 20 (CM3)	COEF OF EXP
5KG	5000.06307702	.00564493	628.70150	.000045
3KG	3000.02401883	.00368509	377.21916	.000045
2KG	2000.03017279	.00268395	253.16838	.000045
1KG	1000.00660911	.00008944	125.73955	.000045
500G	500.00589889	.00005133	63.29189	.000045
300G	300.00175036	.00004085	37.72183	.000045
200G	200.00140395	.00003203	25.14792	.000045
100G	100.00101957	.00003407	12.65836	.000045
50G	50.00212579	.00001921	6.28720	.000045
30G	30.00053569	.00001521	3.77223	.000045
20G	20.00016831	.00001202	2.53167	.000045
10G	10.00011825	.00001352	1.25740	.000045
5G	5.00006375	.00000687	.63292	.000045
3G	3.00001669	.00000434	.37722	.000045
2G	1.99998652	.00000303	.25148	.000045
1G	1.00002498	.00000228	.12659	.000045
500MG	.49995912	.00000119	.03012	.000020
300MG	.29996303	.00000082	.01807	.000020
200MG	.19993649	.00000060	.01204	.000020
100MG	.09998781	.00000058	.00602	.000020

X Y Z CORPORATION
SOMEWHERE, U.S.A.
SET OF MASS STANDARDS : 5KG - 100MG
TEST NUMBER 654321

PAGE 36
5/18/79

ITEM	COR.A (MG)	COR.B (MG)
5KG	23.69575	58.64401
3KG	.39018	21.35904
2KG	12.39537	26.37469
1KG	-1.26710	5.72251
500G	1.45455	4.94937
300G	-.61250	1.48438
200G	-.17129	1.22664
100G	.13071	.82967
50G	1.73196	2.08145
30G	.29940	.50909
20G	-.00946	.13033
10G	.03948	.10938
5G	.01930	.05425
3G	-.00694	.01403
2G	-.02924	-.01526
1G	.01609	.02308
500MG	-.00552	-.00202
300MG	-.01575	-.01366
200MG	-.04937	-.04797
100MG	-.00512	-.00442

APPENDIX A.3--SAMPLE PROCESS CONTROL OUTPUT

SEE SECTION 3.3 FOR A DESCRIPTION OF THIS DATA OUTPUT.

5247980	2	.50497	1	2.09386	4	5322.10	.24733.88	.4041.0000	.01.150384S
5237980	2	-.59562	3	.02282	3	4121.91	.01736.81	-.1040.0000	.01.155884S
5237980	4	.98400	3	.02284	6	6221.94	.04736.75	-.3440.0000	.01.155684S
5177980	6	.07388	5	.01091	6	6221.97	-.03746.30	-.6031.0000	.01.171684S
5187980	8	-.07910	7	.00131	6	6221.90	-.04743.05	-.4635.0000	.01.166384S
5187980	8	-.02609	7	.00030	6	6222.60	.78742.19	-.6635.5000	-1.01.162084S

APPENDIX B--LISTING OF COMPUTER PROGRAM

```

--- BLKDAT SUBPROGRAM ---
  BLOCK DATA
  *****BLD00010
C** ZERMAL IS MACHINE ZERO THUS THE QUANTITY NEEDS TO BE CHANGED **BLD00030
C** FOR DIFFERENT COMPUTERS **BLD00040
C** THIS VALUE IS USED BY SUBPROGRAM SPINV **BLD00050
C*****BLD00060
  COMMON /INVCST/ ZERMAL BLD00070
C*****BLD00080
C** KFD(I), I=1,14 CONTAINS THE DIGITS 0-9 AND CHARACTERS -, * USED **BLD00090
C** BY SUBPROGRAM DPFV **BLD00100
C** WILL NEED TO CHANGE TO COMPLY WITH PROPOSED NEW FORTRAN STANDARD**BLD00110
C*****BLD00120
  COMMON /DPFDVL/ KFD(18) BLD00130
C*****BLD00140
C** INPUT-OUTPUT CONTROL PARAMETERS **BLD00150
C** IR IS THE CARD READER UNIT **BLD00160
C** IW IS THE LINE PRINTER UNIT **BLD00170
C** IP IS THE CARD PUNCH UNIT **BLD00180
C** IPL IS THE NUMBER OF LINES PER PRINTED PAGE **BLD00190
C*****BLD00200
  COMMON /UNITIG/ IR, IW, IP, IPL, ITMP BLD00210
C*****BLD00220
C** CHARACTERS S T C P TO DETERMINE END OF RUN **BLD00230
C*****BLD00240
  COMMON /STOP/ FS, FT, FO, FP, FB BLD00250
C*****BLD00260
C** ITEND IS THE NUMBER OF ITERATIONS ALLOWED IN COMPUTING OBSERVED **BLD00270
C** CORRECTION TO WEIGHT **BLD00280
C** IT IS USED IN THE MAIN PROGRAM **BLD00290
C*****BLD00300
  COMMON /ITSTOP/ ITEND BLD00310
  DATA ZERMAL /1.E-8/ BLD00320
  DATA KFD(1),KFD(2),KFD(3),KFD(4),KFD(5),KFD(6),KFD(7),KFD(8) /1H0, BLD00330
  2 1H1, 1H2, 1H3, 1H4, 1H5, 1H6, 1H7/ BLD00340
  DATA KFD(9),KFD(10),KFD(11),KFD(12),KFD(13),KFD(14),KFD(15) /1H8, BLD00350
  2 1H9, 1H-, 1H., 1H*, 1H+/ BLD00360
  DATA KFD(16),KFD(17),KFD(18) /1H., 1HD, 1HE/ BLD00370
  DATA IR, IW, IP, IFL, ITMP /5,6,1,58,7/ BLD00380
  DATA FS, FT, FO, FP, FE /1HS, 1HT, 1FO, 1HP, 1H / BLD00390
  DATA ITEND /10/ BLD00400
  END BLD00410
--- MAIN PROGRAM ---
C*****MAN00010
C** MAIN ROUTINE OF NATIONAL BUREAU OF STANDARDS MASS CALIBRATION **MAN00020
C** PROGRAM VERSION OF SEPT. 10, 1971 **MAN00030
C** WRITTEN BY ROBERT C. RAYBLD, OFFICE OF MEASUREMENT SERVICES **MAN00040
C** AND MRS. R. N. VARNER, STATISTICAL ENGINEERING LABORATORY **MAN00050
C** NATIONAL BUREAU OF STANDARDS, WASHINGTON, D.C. 20234 **MAN00060
C** MODIFIED BY R. N. VARNER SEPT 1979 **MAN00070
C** **MAN00080
C** THE MASS CALIBRATION PROGRAM CONTAINS ONE MAIN PROGRAM **MAN00090
C** AND 23 SUBPROGRAMS **MAN00100

```

```

C**
C** PROGRAM NAME NUMBER OF LINES OF CODE
C**
C** MAIN 628
C** BLKDAT 41
C** READ1 120
C** READIT 356
C** ERRCR 56
C** PRINT1 67
C** TEXT1 125
C** TEXT2 125
C** TEXT3 125
C** TEXT4 125
C** TEXT5 121
C** TEXT6 40
C** READ2 325
C** SPINV 126
C** SAVMTX 22
C** INVCHK 69
C** PRINT2 670
C** PGCCNT 53
C** HEADPG 36
C** FINPRT 181
C** TEXTS1 124
C** TEXTS2 30
C** DPF 89
C** CHKLN 11
C** THIS PROGRAM CONTRCLS THE FLOW OF THE INPUT,
C** CALCULATIONS AND OUTPUT
C*****
C** DIMENSION FOR COMMON /PRT/ VARIABLES
C*****
DIMENSION E1(72),B2(72),B3(72),B4(72),B5(72),B6(72),B7(72),
2 IDATE(3)
C*****
C** DIMENSION FOR COMMON /INPLT/ VARIABLES
C*****
DIMENSION AIDCST(5,15),ANCM(15),DENSTY(15),COEFEX(15),ACCVAL(15),
2 ARSTIN(15),ACKSTD(15),IRSTOU(15),IPRNT(15),DESMAT(15,50),
3 OBSERV(600),ALCOM(15,20)
C*****
C** DIMENSION FOR COMMON /CCMPUT/ VARIABLES
C*****
DIMENSION SWTPRT(50),A(50),DELTA(50),OBSCOR(15),COMVOL(15),
2 SERROR(15),TRISIG(15),TGTUN(15),DRIFT(50),ZERO(50),CCMVOP(15),
3 CORR5A(20),SIG35A(20),UNC5A(20),IOTSTR(50),SER5A(20),DS1(50)
C*****
C** DIMENSION FOR MAIN PROGRAM VARIABLES
C*****
DIMENSION VOLP(15),CORRP(15),TEMP(15),D1(50),ILOAD(50),TEMP2(15),
2 ALCAD(50)
C*****
C** DIMENSION FOR COMMON /REPT/ VARIABLES
C*****
DIMENSION AITEM(5,50),APPMAS(50),TRMASS(50),UNCERT(50),VOLPRT(50),
2 CORRE(50),COEPR(50)
C*****
C** DIMENSION FOR COMMON /CHECK/ VARIABLES

```



```

C*****MAN00680
      DIMENSICN BCHK(289),Y(578)                                MAN00690
C*****MAN00700
C**   LABELED COMMON                                          **MAN00710
C*****MAN00720
      COMMON /UNITIO/ IR, IW, IP, IPL, ITMP                    MAN00730
      COMMON /PRT1/ B1, B2, B3, B4, B5, B6, B7, RANERR, SYSERR, TNCM, L1, L2, L3, L4, MAN00740
2  L5, L6, IDATE, IBFEST                                       MAN00750
      COMMON /PRT2/ IPAGE, NOSER, IPGCT                        MAN00760
      COMMON /INPUT/ TBAR, PBAR, FEAR, STDEBA, SWT, VSWT, CEXSWT, AIDCST, ANOM, MAN00770
2  DENSITY, COEFEX, ACCVAL, ARSTIN, ACKSTD, DESMAT, CBSEV, VARBAL, ALCOM, T1P MAN00780
3, T2F, P1P, P2P, H1P, H2P, CP1, CP2, CT1, CT2, CH1, CH2, OT1P, OT2P, OP1P, OP2P, MAN00790
4  OH1P, OH2P, IOP, IBAL, NOBS, NUNKN, IRSTCU, IPRNT, ITPOS, ICKUSD, ICALDS, MAN00800
5  LINVAR, N3, N4                                             MAN00810
      COMMON /COMPUT/ OBSCOR, CORR, VOLRES, RHOA, SWTPRT, A, DELTA, CCMVOL, MAN00820
2  SERROR, TRISIG, TCTUN, ACCRF, CORRES, TMSUM, VDLSUM, SERSUM, T3SIG, ALOADP MAN00830
3, OBSTD, FRATIO, OBCCCK, OBSCK, TVAL, DRIFT, ZERO, V2TAU, STAR, CCMVOP, MAN00840
4  CORRS, SIG35A, UNC5A, RHOAA, RHOAB, SER5A, DS1, NDGFR, ISWTCH, IFLAG, MAN00850
5  IRCUT, IOTSTR, JSTAF                                       MAN00860
      COMMON /REPR/ TRMASS, APPMAS, CRRB, AITEM, UNCERT, VOLPRT, CCEPR, NPRT MAN00870
      COMMON /CHECK/ CHCKMA, BCHK, Y                          MAN00880
      COMMON /ITSTOP/ ITEND                                    MAN00890
      COMMON /DPFDVL/ KFC(18)                                  MAN00900
C*****MAN00910
C**   TYPE STATEMENTS                                         **MAN00920
C*****MAN00930
      DQUEE PRECISION VCLP, CCRFP, OBSCOR, TRMASS, AFPMAP, APPMAS, CCRRBB, MAN00940
2  CORRE, SUM, SUM1                                           MAN00950
C*****MAN00960
C**   READ IN ADMINISTRATIVE DATA                             **MAN00970
C**   DATA COMMON TO ALL SERIES                               **MAN00980
C**   INITIALIZE CONTROL VARIAELES                             **MAN00990
C*****MAN01000
10  CALL READ1                                                 MAN01010
      NXFLAG=0                                                 MAN01020
      NXNSIG=0                                                 MAN01030
      IPAGE=0                                                  MAN01040
      NPRT=0                                                  MAN01050
      NOSER=0                                                 MAN01060
      ASSIGN 40 TO NSERF                                       MAN01070
      ASSIGN 410 TO NSERFP                                       MAN01080
C*****MAN01090
C**   PRINT TITLE PAGE FOR COMPLETE RUN                         **MAN01100
C*****MAN01110
      CALL PRINT1                                               MAN01120
C*****MAN01130
C**   READ DATA FOR ONE SERIES                                 **MAN01140
C*****MAN01150
20  CALL READ2                                                 MAN01160
C*****MAN01170
C**   SET UP CHCKMA=STDEEA/100.0 TO CHECK MATRIX INVERSION   **MAN01180
C*****MAN01190
      CHCKMA=STDEBA/100.0                                       MAN01200
C*****MAN01210
C**   BEGIN CALCULATIONS FOR ONE SERIES                         **MAN01220
C**   CALCULATIONS FOR FIRST PRINTED PAGE OF A SERIES         **MAN01230
C*****MAN01240
      JSTAR=0                                                  MAN01250

```

```

TDELT=TBAR-TNOM
DO 30 I=1,NUNKN
30 TEMP2(I)=1.0+COEFEX(I)*TDELT
GO TO NC SERP, (40,60)
40 ASSIGN 60 TO NCSERF
CORR=0.0
VOLRES=0.0
DO 50 I=1,NUNKN
TEMP(I)=((ANOM(I)+.001*ACCVAL(I))/DENSTY(I))*TEMP2(I)
IF (ARSTIN(I).EQ.0.0) GC TO 50
CORR=CORR+ACCVAL(I)*ARSTIN(I)
VOLRES=VOLRES+TEMP(I)*ARSTIN(I)
50 CCNTINUE
GO TO 70
60 CORR=TMSUM
VOLRES=VOLSUM*(1.0+(SUMP)*TDELT)
*****
C** CONVERT TEMPERATURE TO KELVIN **
C** COMPUTE VAPOR PRESSURE AND AIR DENSITY **
*****
70 TKEL=TEAR+273.15E0
CCNST=13.5951E0*9.80665E0
E1P=EXP(-4.7406885E0*ALOG(TKEL)-6.8982434E3/TKEL+.5938385E2-0.5797
2662E-2*TKEL+6.2223854E-6*(TKEL**2))
E1=E1P/CCNST
RHOA=(.464746E0*(FEAR-.00378029E0*HEAR*E1))/TKEL
TKEL=T1P+273.15E0
E1P=EXP(-4.7406885E0*ALOG(TKEL)-6.8982434E3/TKEL+.5938385E2-0.5797
2662E-2*TKEL+6.2223854E-6*(TKEL**2))
E1=E1P/CONST
RHOAE=(.464746E0*(P1P-.00378029E0*H1P*E1))/TKEL
TKEL=T2P+273.15E0
E1P=EXP(-4.7406885E0*ALOG(TKEL)-6.8982434E3/TKEL+.5938385E2-0.5797
2662E-2*TKEL+6.2223854E-6*(TKEL**2))
E1=E1P/CONST
RHOAA=(.464746E0*(P2P-.00378029E0*H2P*E1))/TKEL
*****
C** BEGIN CALCULATIONS FOR SECOND AND THIRD PAGES OF A SERIES **
C** THE FOLLOWING OPERATIONS ARE PERFORMED TO COPE WITH **
C** ROUND OFF ERROR **
C** COMPUTE LOADS USING DESIGN MATRIX **
*****
DO 130 I=1,NOBS
ILOAD(I)=0
YYYYYY=0.0
DO 80 J=1,NUNKN
80 YYYYYY=YYYYYY+ABS(DESMAT(J,I))*ANOM(J)/2.0
ZZZZZZ=YYYYYY+.05
IF (ZZZZZZ-1.) 100,90,90
*****
C** LCAD IN GRAMS **
90 ILCAD(I)=INT(YYYYYY+.05)
GO TO 130
*****
C** LOAD IN MILLIGRAMS OR MILLIFUNDS **
*****

```

```

100  ZZZZZZ=YYYYYY*1000.+0.05                                MAN01840
      IF (ZZZZZ-1.) 120,110,110                               MAN01850
110  ILOAD(I)=INT(1000.000*YYYYYY+.05)                       MAN01860
      GO TC 130                                                MAN01870
C*****MAN01880
C**  LOAD IN MICRO FCUNDS                                     **MAN01890
C*****MAN01900
120  ILOAD(I)=INT(1000000.*YYYYYY+.05)                       MAN01910
130  CONTINUE                                                MAN01920
      ALOADP=0.0                                              MAN01930
      DO 160 I=1,NOBS                                         MAN01940
      ALOAD(I)=0.0                                            MAN01950
      DO 140 J=1,NUNKN                                         MAN01960
      ALOAD(I)=ALOAD(I)+ABS(DESMAT(J,I))*ANOM(J)/2.0         MAN01970
140  CCNTINUE                                                MAN01980
      IF (ALCADP-ALCAD(I)) 150,160,160                       MAN01990
150  ALOADP=ALCAD(I)                                         MAN02000
160  CONTINUE                                                MAN02010
C*****MAN02020
C**  COMPUTE S(STAR) SENSITIVITY VALUE (MASS/DIVISION)      **MAN02030
C**  COMPUTE S(*) SENSITIVITY VALUE (MASS/DIVISION)         **MAN02040
C**  COMPUTE A-B , S , DRIFT AND/OR LEFT-RIGHT EFFECT AS REQUIRED BY **MAN02050
C**  WEIGHING METHODD                                         **MAN02060
C*****MAN02070
      STAR=SWT-RHOA*VSWT*(1.0+CEXSWT*(TDELTA))                MAN02080
      J=1                                                       MAN02090
      DO 290 I=1,NOBS                                         MAN02100
      GO TO (170,200,230,260,270, 280), ITPOS                MAN02110
C*****MAN02120
C**  SINGLE SUBSTITUTION-SINGLE PAN BALANCE                   **MAN02130
C*****MAN02140
170  D1(I)=CBSERV(J)-CBSERV(J+1)                              MAN02150
      IF (CBSERV(J+2).NE.0.0) GC TO 180                       MAN02160
      DS1(I)=0.0                                              MAN02170
      GO TC 190                                                MAN02180
180  DS1(I)=CBSERV(J+2)-CBSERV(J+1)                          MAN02190
190  J=J+3                                                    MAN02200
      GO TC 290                                                MAN02210
C*****MAN02220
C**  SINGLE SUBSTITUTION-TWO-PAN BALANCE                     **MAN02230
C*****MAN02240
200  XP=(CBSERV(J)+2.0*CBSERV(J+1)+CBSERV(J+2))/4.0         MAN02250
      YP=(CBSERV(J+3)+2.0*CBSERV(J+4)+CBSERV(J+5))/4.0     MAN02260
      ZP=(CBSERV(J+6)+2.0*CBSERV(J+7)+CBSERV(J+8))/4.0     MAN02270
      D1(I)=XP-YP                                             MAN02280
      IF (ZP.NE.0.0) GC TO 210                                MAN02290
      DS1(I)=0.0                                              MAN02300
      GO TC 220                                                MAN02310
210  DS1(I)=ABS(ZP-YP)                                       MAN02320
220  J=J+9                                                    MAN02330
      GO TC 290                                                MAN02340
C*****MAN02350
C**  SINGLE TRANSPOSITION-TWO-PAN BALANCE                   **MAN02360
C*****MAN02370
230  XP=(CBSERV(J)+2.0*CBSERV(J+1)+CBSERV(J+2))/4.0         MAN02380
      YP=(CBSERV(J+3)+2.0*CBSERV(J+4)+CBSERV(J+5))/4.0     MAN02390
      ZP=(CBSERV(J+6)+2.0*CBSERV(J+7)+CBSERV(J+8))/4.0     MAN02400
      D1(I)=(XP-YP)/2.0                                       MAN02410

```

```

ZERC(I)=(XP+YP)/2.0
IF (ZP.NE.0.0) GO TO 240
DS1(I)=0.0
GO TC 250
240 DS1(I)=ABS(ZP-YP)
250 J=J+5
GO TC 290
C*****
C** DOUELE SUBSTITUTION-CNE PAN EALANCE
C*****
260 D1(I)=(CBSERV(J)-CESERV(J+1)-OBSERV(J+2)+OBSERV(J+3))/2.0
DS1(I)=(CBSERV(J)-3.0*CBSERV(J+1)+3.0*OBSERV(J+2)-OBSERV(J+3))/2.0
DRIFT(I)=(-OBSERV(J)+OBSERV(J+1)-OBSERV(J+2)+OBSERV(J+3))/2.0
J=J+4
GO TO 290
C*****
C** DOUELE SUBSTITUTICN-TWC PAN EALANCE
C*****
270 XP=(CBSERV(J)+2.0*CBSERV(J+1)+CBSERV(J+2))/4.0
YP=(CBSERV(J+3)+2.0*CBSERV(J+4)+OBSERV(J+5))/4.0
ZP=(CBSERV(J+6)+2.0*CBSERV(J+7)+OBSERV(J+8))/4.0
WP=(CBSERV(J+9)+2.0*CBSERV(J+10)+OBSERV(J+11))/4.0
D1(I)=(XP-YP-ZP+WP)/2.0
DS1(I)=ABS((XP-3.*YP+3.*ZP-WP)/2.0)
DRIFT(I)=(-XP+YP-ZP+WP)/2.0
J=J+12
GC TO 290
C*****
C** DOUELE TRANSPOSITICN-TWC PAN EALANCE
C*****
280 XP=(CBSERV(J)+2.0*CBSERV(J+1)+CBSERV(J+2))/4.0
YP=(OBSERV(J+3)+2.0*CBSERV(J+4)+OBSERV(J+5))/4.0
ZP=(CBSERV(J+6)+2.0*CBSERV(J+7)+OBSERV(J+8))/4.0
WP=(CBSERV(J+9)+2.0*CBSERV(J+10)+OBSERV(J+11))/4.0
D1(I)=(XP-YP-ZP+WP)/4.0
DS1(I)=ABS((XP-3.*YP+3.*ZP-WP)/2.0)
ZERC(I)=(3.0*XP+YP+ZP-WP)/4.0
DRIFT(I)=(-XP+YP-ZP+WP)/2.0
J=J+12
290 CCNTINUE
C*****
C** COMPUTE S(*)/D(S),A(I),DRIFT(I),ZERO(I)
C*****
KA=1
SUM=0.0
J=0
I=1
ILCDPP=ILCAD(I)
C*****
C** CHECK FOR LOAD CHANGES
C*****
300 IF (ILCAD(I).NE.ILCDPP) GC TC 320
IF (DS1(I).EQ.0.0) GC TO 310
SUM=SUM+DS1(I)
DS1(I)=STAR/DS1(I)
J=J+1
310 I=I+1
IF (I.GT.NCBS) GO TO 330

```

```

GO TO 300 MAN03000
320 ILOADPF=ILOAD(I) MAN03010
330 FLTN=J MAN03020
DEAR=SUM/FLTN MAN03030
FLTNSQ=SQRT(FLTN) MAN03040
DSP=STAR/DEAR MAN03050
KB=I-1 MAN03060
DO 360 K=KA,KB MAN03070
SWTFRT(K)=ABS(DSP) MAN03080
A(K)=D1(K)*DSP MAN03090
DRIFT(K)=DRIFT(K)*DSP MAN03100
IF (N4.EQ.0) GO TO 340 MAN03110
C***** MAN03120
C** CHANGE SIGN FOR REVERSED SCALE **MAN03130
C***** MAN03140
A(K)=-1.*A(K) MAN03150
DRIFT(K)=-1.*DRIFT(K) MAN03160
340 IF (ABS(D1(K)/(DBAR*FLTNSQ)).LE.0.25) GO TO 350 MAN03170
C***** MAN03180
C** IF OBSERVED DEFLECTION IS GREATER THAN OR EQUAL TO **MAN03190
C** .25*SENSITIVITY DEFLECTION A FLAG IS SET UP **MAN03200
C***** MAN03210
ICTSTR(K)=KFD(14) MAN03220
JSTAR=1 MAN03230
GO TO 360 MAN03240
350 ICTSTR(K)=KFD(11) MAN03250
360 CONTINUE MAN03260
IF (I.GT.NCBS) GO TO 370 MAN03270
J=0 MAN03280
SUM=0.0 MAN03290
KA=I MAN03300
GO TO 300 MAN03310
C***** MAN03320
C** COMPUTE DENSITY AND COEFFICIENT OF EXPANSION OF WEIGHTS **MAN03330
C** BEING TESTED **MAN03340
C** COMPUTE XREST (RESTRAINT VALUE) FOR Y(M,N) **MAN03350
C***** MAN03360
370 NXXSIG=0 MAN03370
DO 380 I=1,NUNKN MAN03380
IF (ARSTIN(I).EQ.0.0) GO TO 380 MAN03390
NXXSIG=NXXSIG+1 MAN03400
380 CONTINUE MAN03410
IF (NXNSIG.LT.2) GO TO 400 MAN03420
IF (NXXSIG.GT.1) GO TO 400 MAN03430
DO 390 I=1,NUNKN MAN03440
IF (ARSTIN(I).EQ.0.0) GO TO 390 MAN03450
DENSITY(I)=(ANOM(I)+.001*TMSUM)/VOLSUM MAN03460
COEFEX(I)=SUMP MAN03470
390 CONTINUE MAN03480
400 GO TO NSERFP, (410,430) MAN03490
410 ASSIGN 430 TO NSERFP MAN03500
XREST=0.0 MAN03510
TMSUM=0.0 MAN03520
DO 420 I=1,NUNKN MAN03530
IF (ARSTIN(I).EQ.0.0) GO TO 420 MAN03540
XREST=XREST+(ACCVAL(I)-RHCA*TEMP(I))*ARSTIN(I) MAN03550
TMSUM=TMSUM+ACCVAL(I)*ARSTIN(I) MAN03560
420 CONTINUE MAN03570

```

```

GO TC 440 MAN03560
430 XREST=TMSUM-RHCA*VQLSUM*(1.0+SUMP*TDELT) MAN03590
C***** MAN03600
C** MULTIPLY TRANSPCSE OF DESIGN MATRIX BY ITSELF AND STORE IN Y **MAN03610
C***** MAN03620
440 L=0 MAN03630
DO 470 IA=1,NUNKN MAN03640
DO 460 IAA=1,NUNKN MAN03650
L=L+1 MAN03660
SUM=0.0 MAN03670
DO 450 JA=1,NOBS MAN03680
SUM=SUM+DESMAT(IAA,JA)*DESMAT(IA,JA) MAN03690
450 CONTINUE MAN03700
Y(L)=SUM MAN03710
460 CCONTINUE MAN03720
L=L+2 MAN03730
Y(L-1)=ARSTIN(IA) MAN03740
Y(L)=0.0 MAN03750
470 CCONTINUE MAN03760
C***** MAN03770
C** SET UP REMAINING ELEMENTS OF MATRIX X **MAN03780
C***** MAN03790
IRIN=0 MAN03800
DO 480 I=1,NUNKN MAN03810
L=L+1 MAN03820
Y(L)=ARSTIN(I) MAN03830
IF (ARSTIN(I).EQ.0.0) GC TO 480 MAN03840
IRIN=1.0 MAN03850
480 CONTINUE MAN03860
L=L+2 MAN03870
IF (IRIN.EQ.0) GO TO 490 MAN03880
Y(L-1)=0.0 MAN03890
GO TO 500 MAN03900
490 Y(L-1)=1.0 MAN03910
500 Y(L)=0.0 MAN03920
C***** MAN03930
C** COMPUTE X'Y **MAN03940
C***** MAN03950
DO 520 IAA=1,NUNKN MAN03960
L=L+1 MAN03970
SUM=0.0 MAN03980
DO 510 JA=1,NOBS MAN03990
SUM=SUM+DESMAT(IAA,JA)*A(JA) MAN04000
510 CCONTINUE MAN04010
Y(L)=SUM MAN04020
520 CONTINUE MAN04030
Y(L+1)=XREST MAN04040
Y(L+2)=-1.0 MAN04050
C***** MAN04060
C** CALL MATRIX INVERSICN ROUTINE **MAN04070
C***** MAN04080
CALL SPINV (Y,NUNKN+2,NUNKN+2,IFLAG) MAN04090
C***** MAN04100
C** IF MATRIX IS SINGULAR PRINT FIRST TWO PAGES OF SERIES AND **MAN04110
C** TERMINATE RUN **MAN04120
C** IFLAG=0 INVERSE SUCCESSFUL **MAN04130
C** IFLAG=4 MATRIX SINGULAR **MAN04140
C** IFLAG=-1 I-AA(INV) FAILED **MAN04150

```

```

C*****MAN04160
  IF (IFLAG.EQ.0) GC TC 530                                MAN04170
  CALL PRINT2                                             MAN04180
  STOP                                                    MAN04190
C*****MAN04200
C**  COMPUTE DELTA(I)=A(I)-DESMAT*BETA(I)                **MAN04210
C*****MAN04220
530  L=(NUNKN+2)*(NUNKN+1)+1                             MAN04230
      DO 550 I=1,NOBS                                    MAN04240
      LA=L                                               MAN04250
      SUM=0.0                                            MAN04260
      DO 540 J=1,NUNKN                                  MAN04270
      SUM=SUM+DESMAT(J,I)*Y(LA)                         MAN04280
      LA=LA+1                                           MAN04290
540  CCNTINUE                                           MAN04300
      DELTA(I)=A(I)-SUM                                  MAN04310
550  CONTINUE                                           MAN04320
C*****MAN04330
C**  CALCULATE CORRECTICN AND VOLUME FOR THIRD OUTPUT PAGE **MAN04340
C**  OF A SERIES                                         **MAN04350
C*****MAN04360
      LA=L                                               MAN04370
      DO 560 I=1,NUNKN                                  MAN04380
      VOLP(I)=(ANOM(I)/DENSTY(I))*TEMP2(I)              MAN04390
      CORRP(I)=Y(LA)+R*CA*VOLP(I)                       MAN04400
      LA=LA+1                                           MAN04410
560  CONTINUE                                           MAN04420
C*****MAN04430
C**  BEGIN ITERATION AND ITERATE UNTIL DIFFERENCE BETWEEN OLD **MAN04440
C**  AND NEW VALUES ARE LESS THAN .01 STDEEA          **MAN04450
C**  ONLY 10 ITERATIONS ARE ALLOWED                    **MAN04460
C*****MAN04470
      CHCK=.01*STDEEA                                    MAN04480
      ISTCP=0                                            MAN04490
570  ISWTCH=0                                           MAN04500
      LA=L                                               MAN04510
      DO 600 I=1,NUNKN                                  MAN04520
      OBSCOR(I)=Y(LA)+R*CA*((ANCM(I)+.001*CORRP(I))/DENSTY(I))*TEMP2(I) MAN04530
      LA=LA+1                                           MAN04540
      IF (ISWTCH.NE.0) GC TO 590                        MAN04550
      IF (SNGL(DABS(CBSCCR(I)-CCRRP(I)))-CHCK) 590,590,580 MAN04560
580  ISWTCH=1                                           MAN04570
590  CORRP(I)=CBSCOR(I)                                  MAN04580
600  CCNTINUE                                           MAN04590
      ISTCP=ISTOP+1                                      MAN04600
      IF (ISTCP.GE.ITEND) GO TC 610                     MAN04610
      IF (ISWTCH.NE.0) GC TO 570                        MAN04620
610  WR=0.0                                             MAN04630
      DO 620 I=1,NUNKN                                  MAN04640
      IF (ARSTIN(I).EQ.0.0) GC TC 620                   MAN04650
      WR=WR+ANCM(I)*ARSTIN(I)                          MAN04660
620  CCNTINUE                                           MAN04670
      TRISGR=ANERR**2                                   MAN04680
      TRSGRP=(3.0*STDEEA)**2                            MAN04690
      TRSGVE=(3.0*VAREAL)**2                            MAN04700
      LA=1                                               MAN04710
      DO 670 I=1,NUNKN                                  MAN04720
      CCMVCL(I)=(ANOM(I)+.001*OBSCOR(I))/DENSTY(I)     MAN04730

```

```

CCMVOP(I)=COMVOL(I)*TEMP2(I) MAN04740
SERROR(I)=(ANOM(I)/WR)*SYSERR MAN04750
TRTEMP=TRSQR*Y(LA)+((ANOM(I)/WR)**2)*TRISGR+TRSQVB MAN04760
IF (TRTEMP) 630,640,640 MAN04770
630 WRITE (IW,890) TRTEMP MAN04780
GC TC 660 MAN04790
640 IF (TRTEMP.GE.0.0) GO TO 650 MAN04800
TRTEMP=0.0 MAN04810
650 TRISIG(I)=SQRT(TRTEMP) MAN04820
660 TOTUN(I)=SERROR(I)+TRISIG(I) MAN04830
LA=LA+NUNKN+3 MAN04840
670 CCNTINLE MAN04850
ACORR=TMSUM MAN04860
CORFES=0.0 MAN04870
TMSUM=0.0 MAN04880
SERSUM=0.0 MAN04890
T3SIG=0.0 MAN04900
DO 690 I=1,NUNKN MAN04910
IF (ARSTIN(I).EQ.0.0) GO TC 680 MAN04920
CORFES=CORRES+OBSCOR(I)*ARSTIN(I) MAN04930
680 IF (IRSTOU(I).EQ.0) GO TC 690 MAN04940
C***** MAN04950
C** COMPUTE MASS FCR NEXT RESTRAINT ** MAN04960
C***** MAN04970
TMSUM=TMSUM+OBSCOR(I) MAN04980
690 CCNTINLE MAN04990
VOLSUM=0.0 MAN05000
IROUT=0 MAN05010
NXNSIG=0 MAN05020
DO 700 I=1,NUNKN MAN05030
IF (IRSTOU(I).EQ.0) GO TC 700 MAN05040
IROUT=1 MAN05050
VOLSUM=VOLSUM+(ANCM(I)+.001*OBSCOR(I))/DENSTY(I) MAN05060
NXNSIG=NXNSIG+1 MAN05070
700 CONTINUE MAN05080
C***** MAN05090
C** CALCULATIONS FOR THIRD OUTPUT PAGE OF SERIES ** MAN05100
C** COMPUTE SYSTEMATIC AND RANDOM ERROR AND TOTAL UNCERTAINTY ** MAN05110
C***** MAN05120
LINVV=LINVAR+1 MAN05130
DO 710 K=1,NUNKN MAN05140
710 ALCCM(K,LINVV)=IRSTOU(K) MAN05150
DO 770 L=1,LINVV MAN05160
CORRSA(L)=0.0 MAN05170
SERSA(L)=0.0 MAN05180
DO 720 K=1,NUNKN MAN05190
CORRSA(L)=CORRSA(L)+OBSCOR(K)*ALCCM(K,L) MAN05200
SERSA(L)=ABS(SERSA(L)+SERROR(K)*ALCCM(K,L)) MAN05210
720 CCNTINLE MAN05220
LA=1 MAN05230
DO 740 I=1,NUNKN MAN05240
TEMP(I)=0.0 MAN05250
DO 730 J=1,NUNKN MAN05260
TEMP(I)=TEMP(I)+Y(LA)*ALCCM(J,L) MAN05270
730 LA=LA+1 MAN05280
740 LA=LA+2 MAN05290
SUM=0.0 MAN05300
SUM2RP=0.0 MAN05310

```



```

DO 750 J=1,NUNKN
SUM2RP=SUM2RP+ANOM(J)*ALCCM(J,L)
750 SUM=SLM+TEMP(J)*ALCCM(J,L)
IF (SUM.GE.0.0) GC TC 760
SUM=0.0
760 CONTINUE
SIG35A(L)=SQRT (TRSGRP*SUM+((SUM2RP/WR)**2)*TRISGR+TRSGVE)
UNCEA(L)=SER5A(L)+SIG35A(L)
770 CCNTINUE
SERSUM=SER5A(LINVV)
T3SIG=SIG35A(LINVV)
C*****
C** BEGIN COMPUTATICNS FCR FOURTH PAGE -- F RATIO AND T-TEST **
C*****
NDGFR=NCBS-NUNKN+1
SUM=0.0
DO 780 I=1,NOBS
780 SUM=SUM+DELTA(I)**2
CONTINUE
QBSTD=SQRT(SUM/FLCAT(NDGFR))
FRATIO=QBSTD**2/STCEEA**2
DBCCCK=0.0
SUM1=0.0
V2TAU=0.0
DO 790 I=1,NUNKN
IF (ACKSTD(I).EQ.0) GC TC 790
DBCCCK=CBCCCK+CBSCCR(I)*ACKSTD(I)
SUM1=SUM1+ANOM(I)*ACKSTD(I)
V2TAU=V2TAU+ACCVAL(I)*ACKSTD(I)
790 CONTINUE
LA=1
DO 810 J=1,NUNKN
TEMP(J)=0.0
DO 800 I=1,NUNKN
TEMP(J)=TEMP(J)+ACKSTD(I)*Y(LA)
800 LA=LA+1
810 LA=LA+2
SUM=0.0
DO 820 I=1,NUNKN
SUM=SUM+TEMP(I)*ACKSTD(I)
IF (SUM.GE.0.0) GC TC 830
SUM=0.0
830 CCNTINUE
DBSCK=SQRT(STDEBA**2*SUM+(SUM1/WR)**2*(RANEFR/3.0)**2+VAREAL**2)
IF (DBSCK.NE.0.0) GC TC 840
TVAL=0.0
GO TO 850
840 TVAL=(CBCCCK-V2TAU)/DBSCK
C*****
C** SAVE VALUES FOR FINAL RERCRT **
C*****
850 DO 860 I=1,NUNKN
IF (IFFNT(I).EQ.0) GC TC 860
NPRT=NPRT+1
AITEM(1,NPRT)=AIDCST(1,I)
AITEM(2,NPRT)=AIDCST(2,I)
AITEM(3,NPRT)=AIDCST(3,I)
AITEM(4,NPRT)=AIDCST(4,I)

```

```

      AITEM(5,NPRT)=AIDCST(5,I)
      APPMAP=((ANOM(I)+.001*CESCOR(I))*(1.0-.0012/DENSTY(I)))/(1.0-.0012
2*(1.0+.000054*2C.0)/8.4)
      APPMAS(NPRT)=(APPMAP-ANOM(I))*1000.
      TRMASS(NPRT)=ANOM(I)+.001*CBSCCR(I)
      UNCERT(NPRT)=.001*TOTUN(I)
      VCLFRT(NPRT)=CCMVCL(I)
      CORREB=((ANOM(I)+.001*CBSCOR(I))*(1.0-.0012/DENSTY(I)))/(1.0-.0012
2/8.0)
      CORFB(NPRT)=(CORREB-ANOM(I))*1000.
      COEPRT(NPRT)=COEFEX(I)
860  CGCONTINUE
C*****
C**  SET LP VALUES FOR NEXT SERIES
C**  PRINT FOUR PAGES OF OUTPUT FOR ONE SERIES
C*****
      CALL PRINT2
      SYSERR=SERSUM
      RANERR=T3SIG
      SUM=0.0
      SUM1=0.0
      DO 870 I=1,NUNKN
      IF (IRSTOU(I).EQ.0) GO TO 870
      SUM=SUM+(ANOM(I)+.001*CBSCCR(I))/DENSTY(I)
      SUM1=SUM1+COEFEX(I)*((ANOM(I)+.001*CBSCOR(I))/DENSTY(I))
870  CONTINUE
      IF (SUM.EQ.0.0) GO TO 880
      SUMF=SUM1/SUM
880  CONTINUE
      IF (IRCUT.NE.0) GO TO 20
      IF (NPRT.EQ.0) GO TO 10
      CALL FINPRT
      GO TO 10
C*****
C**  FORMAT STATEMENT
C*****
890  FORMAT (14F,NEG,SCFT,ARG=E16.7)
      END
--- READ1 SUBPROGRAM ---
      SUBROUTINE READ1
C*****
C**  SUBROUTINE OF THE NATIONAL BUREAU OF STANDARDS MASS CALIBRATION
C**  PROGRAM VERSION OF SEPT.10,1971 WRITTEN BY R.C.RAYBOLD
C**  AND MRS.R.N.VARNER
C**  MODIFIED BY R. N. VARNER SEPT 1979
C*****
C**  SUBROUTINE TO READ DATA COMMON TO ALL SERIES
C*****
C**  DIMENSION FOR COMMON /PRT1/ VARIABLES
C*****
      DIMENSION B1(72),B2(72),B3(72),B4(72),B5(72),B6(72),B7(72),
2 IDATE(3)
C*****
C**  DIMENSION FOR COMMON /RAREA/ VARIABLES
C*****
      DIMENSION AA(72),AITEM(5)
C*****
C**  LABELED COMMON

```

```

*****RD100200
COMMON /PRT1/ B1,B2,B3,B4,B5,B6,B7,RANERR,YSERR,TNCM,L1,L2,L3,L4, RD100210
2 L5,L6, IDATE, IBREST RD100220
COMMON /RAREA/ AA,AAITEM RD100230
COMMON /UNITIO/ IR,IW,IP,IPL,ITMP RD100240
COMMON /STCP/ FS,FT,FO,FP,FB RD100250
*****RD100260
C** READ IN AND SET UP ADMINISTRATIVE DETAILS **RD100270
C** READ 8 CARDS IF ALL 8 ARE NOT USED , ADD BLANK CARDS **RD100280
C** THESE CARDS ARE SEARCHED FOR THE 1ST NON-BLANK CHARACTER AT **RD100290
C** WHICH TIME ALL REMAINING CHARACTERS ARE MOVED **RD100300
C** TO A NEW LOCATION STARTING IN POSITION 1 **RD100310
C** CARD 1 - NAME OF ORGANIZATION **RD100320
C** CARD 2 - ADDRESS STREET NUMBER AND NAME **RD100330
C** CARD 3 - ADDRESS CITY , STATE ZIP CODE **RD100340
C** CARD 4 - TYPE OF SET (EG. 1-KG TO 1-MG) **RD100350
C** CARD 5 - SERIAL NUMBER OF SET OF WEIGHTS BEING TESTED **RD100360
C** CARD 6 - DATE OF THE REPORT **RD100370
C** CARD 7 - TEST NUMBER (MAX OF 18 CHARACTERS) **RD100380
C** EXCEPT FOR THE FIRST PRINTED PAGE ONLY THE **RD100390
C** FIRST 65 CHARACTERS ARE PRINTED ON OUTPUT **RD100400
*****RD100410
DO 10 K=1,72 RD100420
B1(K)=FB RD100430
B2(K)=FB RD100440
B3(K)=FB RD100450
B4(K)=FB RD100460
B5(K)=FB RD100470
B6(K)=FB RD100480
B7(K)=FB RD100490
10 CCNTINUE RD100500
DO 130 I=1,7 RD100510
READ (IR,140) (AA(L),L=1,72) RD100520
DO 20 J=1,72 RD100530
IF (AA(J).EQ.FB) GC TO 20 RD100540
N=72-J RD100550
JJ=J RD100560
GO TC 30 RD100570
20 CONTINUE RD100580
GO TC 130 RD100590
30 DO 120 K=1,N RD100600
*****RD100610
C** MOVE NON-BLANK CHARACTERS TO BEGINNING OF FIELD **RD100620
*****RD100630
GO TC (40,50,60,70,80, 90,100), I RD100640
40 L1=N RD100650
B1(K)=AA(JJ) RD100660
IF (K.NE.4) GO TO 110 RD100670
*****RD100680
C** TEST TO SEE IF CARD HAS STCP ON IT , IF IT DOES THEN STOP THE **RD100690
C** PROGRAM OTHERWISE CONTINUE **RD100700
*****RD100710
IF (B1(1).EQ.FS.AND.B1(2).EQ.FT.AND.B1(3).EQ.FO.AND.B1(4).EQ.FP) SRD100720
2TOP RD100730
GO TC 110 RD100740
50 L2=N RD100750
B2(K)=AA(JJ) RD100760
GO TO 110 RD100770

```

```

50      L3=N
        B3(K)=AA(JJ)
        GO TO 110
70      L4=N
        B4(K)=AA(JJ)
        GO TO 110
80      L5=N
        B5(K)=AA(JJ)
        GO TO 110
90      L6=N
        B6(K)=AA(JJ)
        GO TO 110
100     B7(K)=AA(JJ)
110     JJ=JJ+1
120     CONTINUE
130     CCNTINUE
C*****RD1007E0
C**      READ RANDOM ERRCR LIMIT, SYSTEMATIC ERROR LIMIT AND NOMINAL **RD100790
C**      TEMPERATURE ALL ON ONE CARD FREE FIELD ,FIELDS MUST BE **RD100800
C**      SEPARATED BY A BLANK OR ANY NON-NUMERIC CHARACTER EXCEPT FOR **RD100E10
C**      D OR E OR . **RD1C0820
C**      **RD100830
C**      WHERE THE NUMBERS MUST BE IN THE FOLLOWING CRDER **RD100840
C**      RANERR = 3 TIMES RANDCM ERROR IN THE STARTING RESTRAINT IN MG **RD100850
C**      SYSERR = SYSTEMATIC ERRCR IN THE STARTING RESTRAINT IN MG **RD1008E0
C**      TNOM = NOMINAL TEMPERATURE AT WHICH THE APPARENT MASS **RD100E70
C**      VALUES ARE REPRCTED IN DEGREES C **RD100E80
C**      IEREST = STARTING RESTRAINT ID NUMBER **RD100E90
C**      **RD100900
C**      FOR THE REST OF THE INPLT CARDS FOR EACH SERIES OF WEIGHINGS **RD100910
C**      LOOK AT COMMENTS CARDS IN SUBROUTINE READ2 **RD100920
C*****RD100940
C**      CALL READIT (AA,1,AAITEM) **RD100950
C**      RANERR=AA(1) **RD100960
C**      SYSERR=AA(2) **RD100970
C**      TNOM=AA(3) **RD100980
C**      IBREST=INT(AA(4)+.5) **RD100990
C**      RETURN **RD101000
C**      **RD101010
C**      **RD101020
C**      **RD101030
C**      **RD101040
C**      **RD101050
C**      **RD101060
C**      **RD101070
C**      **RD101080
C*****RD101090
C**      CALL READIT (AA,1,AAITEM) **RD101100
C**      RANERR=AA(1) **RD101110
C**      SYSERR=AA(2) **RD101120
C**      TNOM=AA(3) **RD101130
C**      IBREST=INT(AA(4)+.5) **RD101140
C**      RETURN **RD101150
C*****RD101160
C**      FORMAT STATEMENT **RD101170
C*****RD101180
140     FORMAT (72A1) **RD101190
        END **RD101200
--- READIT SUBPRCGRAM ---
        SUBRCUTINE READIT (Z,KCL,A) **RDT00010
C*****RDT00020
C**      SUBRCUTINE OF THE NATICNAL BUREAU OF STANDARDS MASS CALIERATION **RDT00030
C**      PROGRAM VERSION CF SEPT.10,1971 WRITTEN BY R.C.RAYBOLD **RDT00040
C**      AND MRS.R.N.VARNER **RDT00050
C**      MODIFIED BY R. N. VARNER SEPT 1979 **RDT00060
C*****RDT00070
C**      ANSI FORTRAN SUBROLTINE TC READ NUMBERS IN ANY FORMAT ANYWHERE **RDT00080
C**      ON A CARD (BETWEEN CARD CCLUMNS 'KOL' AND 80, INCLUSIVE). **RDT00090
C**      IN THIS VERSION OF THE SUBFCUTINE, WHEN KOL = 16, CARD CCLUMNS **RDT00100
C**      1 THROUGH 15 ARE SCANNED TO PICK UP ALPHA-NUMBERIC DATA WHICH **RDT00110
C**      ARE STCRD IN VARIABLE 'A'. **RDT00120
C**      WRITTEN BY ROY H. WAMPLER, STATISTICAL ENGINEERING LABOFATCRY, **RDT00130
C**      NATICNAL BUREAU OF STANDARDS, WASHINGTON, D. C. 20234 **RDT00140

```

```

C**  VERSION OF FEBRUARY 8, 1971                                **RDT00150
C*****RDT00160
C**  NUMBERS TO BE READ BY THIS ROUTINE SHOULD OBEY THE FOLLOWING **RDT00170
C**  RULES.                                                    **RDT00180
C**                                                            **RDT00190
C**  (1) BETWEEN ANY TWO NUMBERS THERE MUST BE A SEPARATOR. THIS **RDT00200
C**  CAN BE ONE OR MORE BLANK SPACES, A COMMA, ANY LETTER EXCEPT D **RDT00210
C**  OR E, OR ANY CHARACTER EXCEPT A PLUS SIGN, A MINUS SIGN, OR A **RDT00220
C**  DECIMAL.                                                 **RDT00230
C**                                                            **RDT00240
C**  (2) NUMBERS CAN APPEAR IN INTEGER FORM.  EXAMPLES ARE    **RDT00250
C**  0  €3  -271  +81063  01  2,71,-534,28                  **RDT00260
C**                                                            **RDT00270
C**  (3) NUMBERS CAN BE WRITTEN WITH A DECIMAL POINT.  EXAMPLES ARE **RDT00280
C**  0. -1.0  38.1  -63.  .00015  +371.28€                  **RDT00290
C**                                                            **RDT00300
C**  (4) NUMBERS CAN BE WRITTEN WITH AN EXPONENT WHICH MUST BE **RDT00310
C**  PRECEDED BY A D OR E.  (IN THIS ROUTINE D IS CONSIDERED EQUIVA- **RDT00320
C**  LENT TO E, AND NUMBERS WITH D ARE NOT INTERPRETED TO BE **RDT00330
C**  DOUBLE PRECISION NUMBERS.)  EXAMPLES ARE                **RDT00340
C**  2.1E12  2.1E 12  2.1E+12  2.1E-12                      **RDT00350
C**  -2.1D12 -2.1D 12 -2.1D+12 -2.1D-12                     **RDT00360
C**  0021.E02 .00021E5 2.1E0 2.1E-0                          **RDT00370
C**  21E12 21E+12 21D-12                                     **RDT00380
C**  THE LAST THREE EXAMPLES ILLUSTRATE THAT A DECIMAL NEED NOT BE **RDT00390
C**  USED IN CONNECTION WITH THE D OR E.                      **RDT00400
C*****RDT00410
C**  DIMENSION Z(40),A(1),N(80),IDIGIT(10),T(77)              RDT00420
C**  COMMON /DPFDVL/ KFD(18)                                   RDT00430
C**  COMMON /UNITIO/ IF,IW,IP,IPL,ITMP                        RDT00440
C**  EQUIVALENCE (IDIGIT(1),KFD(1))                          RDT00450
C**  EQUIVALENCE (IPLUS,KFD(15))                              RDT00460
C**  EQUIVALENCE (IMINUS,KFD(12))                             RDT00470
C**  EQUIVALENCE (ID,KFD(17))                                  RDT00480
C**  EQUIVALENCE (IE,KFD(18))                                  RDT00490
C**  EQUIVALENCE (IDECML,KFD(13))                             RDT00500
C**  EQUIVALENCE (IBLANK,KFD(11))                             RDT00510
C*****RDT00520
C**  THE FOLLOWING DIMENSION STATEMENT AND THE THREE DATA STATEMENTS **RDT00530
C**  WHICH FOLLOW THAT ARE MACHINE-DEPENDENT.                 **RDT00540
C**  T(I) CONTAINS THE MACHINE RANGE OF NUMBERS               **RDT00550
C**  IN THIS CASE 1.E-38 TO 1.E38                             **RDT00560
C**  IZERO = NUMBER OF UNIQUE POWERS OF TEN REPRESENTED BY   **RDT00570
C**  THE MACHINE RANGE                                         **RDT00580
C**  MAX = NUMBER OF POWERS OF TEN (NEGATIVE AND POSITIVE)   **RDT00590
C**  REPRESENTED BY THE MACHINE RANGE                          **RDT00600
C*****RDT00610
C**  DATA T(1),T(2),T(3),T(4),T(5),T(6),T(7),T(8),T(9),T(10),T(11), RDT00620
C**  2 T(12),T(13),T(14),T(15),T(16),T(17),T(18),T(19),T(20),T(21),T(22) RDT00630
C**  3,T(23),T(24),T(25),T(26),T(27),T(28),T(29),T(30),T(31),T(32),T(33) RDT00640
C**  4,T(34),T(35),T(36),T(37),T(38),T(39),T(40),T(41),T(42),T(43),T(44) RDT00650
C**  5,T(45),T(46),T(47),T(48),T(49),T(50),T(51),T(52),T(53),T(54),T(55) RDT00660
C**  6,T(56),T(57),T(58),T(59),T(60),T(61),T(62),T(63),T(64),T(65),T(66) RDT00670
C**  7,T(67),T(68),T(69),T(70),T(71),T(72),T(73),T(74),T(75),T(76), RDT00680
C**  8 T(77) /1.E-38,1.E-37,1.E-36,1.E-35,1.E-34,1.E-33,1.E-32,1.E-31, RDT00690
C**  9 1.E-30,1.E-29,1.E-28,1.E-27,1.E-26,1.E-25,1.E-24,1.E-23,1.E-22, RDT00700
C**  * 1.E-21,1.E-20,1.E-19,1.E-18,1.E-17,1.E-16,1.E-15,1.E-14,1.E-13, RDT00710
C**  1 1.E-12,1.E-11,1.E-10,1.E-9,1.E-8,1.E-7,1.E-6,1.E-5,1.E-4,1.E-3, RDT00720

```

```

2 1.E-2,1.E-1,1.,1.E1,1.E2,1.E3,1.E4,1.E5,1.E6,1.E7,1.E8,1.E9,1.E10RDT00730
3,1.E11,1.E12,1.E13,1.E14,1.E15,1.E16,1.E17,1.E18,1.E19,1.E20,1.E21RDT00740
4,1.E22,1.E23,1.E24,1.E25,1.E26,1.E27,1.E28,1.E29,1.E30,1.E31,1.E32RDT00750
5,1.E33,1.E34,1.E35,1.E36,1.E37,1.E38/ RDT00760
DATA IZERO,IMAX /39,77/ RDT00770
C*****RDT00780
C** THE DIMENSIONED VARIABLE T IS USED FOR ENTERING POWERS CF TEN **RDT00790
C** INTO THE PROGRAM. **RDT00800
C** IZERO IS THE SUBSCRIPT OF T SUCH THAT T(IZERO) = 1. (= 1.E0). **RDT00810
C** (ON THE UNIVAC 1108, T(IZERC) = T(39).) **RDT00820
C** IMAX IS THE LARGEST SUBSCRIPT OF T. **RDT00830
C** IN THE PROGRAM IT IS ASSUMED THAT (1 + IMAX)/2 = IZERO. THAT **RDT00840
C** IS, WE ASSUME THAT VALID SINGLE PRECISION NUMBERS RANGE IN **RDT00850
C** ABSOLUTE VALUE FROM 10.***(1 - IZERO) TO 10.***(IZERO - 1), CR ARE**RDT00860
C** EQUAL TO ZERO. **RDT00870
C** NR IS THE COMPUTER'S READING UNIT, AND NW ITS WRITING UNIT. **RDT00880
C*****RDT00890
C** CHARACTERS OF INTEREST ARE IN KFD **RDT00900
C** THEY WILL BE COMPARED WITH N **RDT00910
C*****RDT00920
C*****RDT00930
C** THE CHARACTERS ON ONE CARD ARE READ IN AN A-FORMAT AND STORED **RDT00940
C** IN N. **RDT00950
C*****RDT00960
IF (KOL.GE.1.AND.KCL.LE.80) GO TO 10 RDT00970
CALL ERROR (KOL,A,N,LL,IW,7) RDT00980
RETURN RDT00990
10 IF (KOL.EQ.16) GO TO 20 RDT01000
READ (IR,1010) (N(I),I=1,80) RDT01010
GO TO 30 RDT01020
20 READ (IR,1000) (A(I),I=1,5),(N(I),I=16,80) RDT01030
C*****RDT01040
C** ON SOME COMPUTERS THE FORMAT FOR READING A(I) MAY HAVE TO BE **RDT01050
C** CHANGED. **RDT01060
C*****RDT01070
C** APPROPRIATE VARIABLES ARE INITIALIZED. **RDT01080
C*****RDT01090
30 IDORE=0 RDT01100
IEXP=0 RDT01110
ISIGX=0 RDT01120
K=0 RDT01130
NDE=0 RDT01140
NDEC=0 RDT01150
NODEC=0 RDT01160
NUME=0 RDT01170
NXDIG=0 RDT01180
SIG=0. RDT01190
SIGN=0. RDT01200
DO 40 I=1,40 RDT01210
40 Z(I)=0. RDT01220
C*****RDT01230
C** THE CHARACTERS ON THE CARD ARE EXAMINED. **RDT01240
C** WHEN NUMBERS ARE FOUND THEY ARE STORED IN Z(K). **RDT01250
C*****RDT01260
DO 580 I=KCL,80 RDT01270
C*****RDT01280
C** DETERMINE IF N(I) IS A DIGIT. **RDT01290
C*****RDT01300

```

```

      IF (N(I).GE.IDIGIT(1).AND.N(I).LE.IDIGIT(10)) GC TC 520
C*****RDT01310
C** N(I) IS NOT A DIGIT. **RDT01320
C** DETERMINE IF N(I) IS A PLUS, MINUS, DECIMAL, D, E, CR BLANK. **RDT01330
C*****RDT01340
      IF (NUMB) 140,50,140 RDT01350
50 IF (N(I)-IPLUS) 60,130,60 RDT01360
60 IF (N(I)-IMINUS) 70,100,70 RDT01370
70 IF (N(I)-IDECML) 80,90,80 RDT01380
80 NDE=0 RDT01390
      SIG=0. RDT01400
      GO TO 780 RDT01410
90 NDE=1 RDT01420
      GO TC 780 RDT01430
100 SIG=-1. RDT01440
110 IF (NDE) 120,780,120 RDT01450
120 NDE=0 RDT01460
      GO TO 780 RDT01470
130 SIG=1. RDT01480
      GO TC 110 RDT01490
140 IF (IDCRE) 340,150,340 RDT01500
150 IF (NDEC) 250,160,250 RDT01510
160 IF (N(I)-ID) 180,170,180 RDT01520
170 IDORE=1 RDT01530
      NODEC=1 RDT01540
      GO TC 780 RDT01550
180 IF (N(I)-IE) 190,170,190 RDT01560
190 IF (N(I)-IDECML) 210,200,210 RDT01570
200 NDEC=1 RDT01580
      GO TC 780 RDT01590
210 IF (N(I)-IPLUS) 230,220,230 RDT01600
220 SIG=1. RDT01610
      GO TC 850 RDT01620
230 IF (N(I)-IMINUS) 850,240,850 RDT01630
240 SIG=-1. RDT01640
      GO TC 850 RDT01650
250 IF (N(I)-ID) 270,260,270 RDT01660
260 IDORE=1 RDT01670
      GO TC 780 RDT01680
270 IF (N(I)-IE) 280,260,280 RDT01690
280 IF (N(I)-IDECML) 300,290,300 RDT01700
290 NDE=1 RDT01710
      GO TO 870 RDT01720
300 IF (N(I)-IPLUS) 320,310,320 RDT01730
310 SIG=1. RDT01740
      GO TO 870 RDT01750
320 IF (N(I)-IMINUS) 870,330,870 RDT01760
330 SIG=-1. RDT01770
340 IF (N(I)-IDECML) 370,350,370 RDT01780
350 NDE=1 RDT01790
      IF (NXDIG) 870,360,870 RDT01800
360 IF (NDEC) 870,850,870 RDT01810
370 IF (IDCRE-1) 380,440,380 RDT01820
380 IF (N(I)-IFLUS) 400,390,400 RDT01830
390 SIG=1. RDT01840
      GO TC 420 RDT01850
400 IF (N(I)-IMINUS) 420,410,420 RDT01860
410 SIG=-1. RDT01870

```

```

420 IF (NXDIG) 870,430,870 RDT01850
430 IF (NDEC) 870,850,870 RDT01900
440 IF (NXDIG) 870,450,870 RDT01910
450 IF (N(I)-IMINUS) 460,510,460 RDT01920
460 IF (N(I)-IPLUS) 470,490,470 RDT01930
470 IF (N(I)-IBLANK) 480,490,480 RDT01940
480 IF (NDEC) 870,850,870 RDT01950
490 ISIGX=1 RDT01960
500 IDCRE=IDCRE+1 RDT01970
    GO TO 780 RDT01980
510 ISIGX=-1 RDT01990
    GO TO 500 RDT02000
C*****RDT02010
C** N(I) IS A DIGIT. **RDT02020
C*****RDT02030
520 IF (NUMB) 530,540,530 RDT02040
530 IF (IDCRE) 730,650,730 RDT02050
C*****RDT02060
C** N(I) IS THE FIRST DIGIT OF A NUMBER. **RDT02070
C*****RDT02080
540 IF (SIG) 550,560,550 RDT02090
550 SIGN=SIG RDT02100
    SIG=0. RDT02110
    GO TO 570 RDT02120
560 SIGN=1. RDT02130
570 IF (NDE) 580,590,580 RDT02140
580 NDEC=NDE+1 RDT02150
    NDE=0 RDT02160
590 DO 600 L=1,10 RDT02170
    IF (N(I).NE.IDIGIT(L)) GC TO 600 RDT02180
    IN=L-1 RDT02190
    GO TO 610 RDT02200
600 CCNTINUE RDT02210
610 ZED=IN RDT02220
    IF (ZED) 620,630,620 RDT02230
620 LL=1 RDT02240
    GO TO 640 RDT02250
630 LL=0 RDT02260
640 NUME=1 RDT02270
    GO TO 780 RDT02280
C*****RDT02290
C** N(I) IS THE J-TH DIGIT OF A NUMBER WHERE J IS GREATER THAN **RDT02300
C** ONE. **RDT02310
C*****RDT02320
650 IF (NDEC) 660,670,660 RDT02330
660 NDEC=NDEC+1 RDT02340
670 DO 680 L=1,10 RDT02350
    IF (N(I).NE.IDIGIT(L)) GC TO 680 RDT02360
    IN=L-1 RDT02370
    GO TO 690 RDT02380
680 CCNTINUE RDT02390
690 FIN=IN RDT02400
    ZED=10.*ZED+FIN RDT02410
    IF (ZED) 700,780,700 RDT02420
700 LL=LL+1 RDT02430
    IF (LL.LT.IZERC) GC TO 780 RDT02440
    IF (LL.EQ.IZERO) GC TO 710 RDT02450
    GO TO 720 RDT02460

```



```

710 CALL ERROR (KOL,A,N,LL,IW,1) RDT02470
GO TO 780 RDT02480
720 CALL ERROR (KOL,A,N,LL,IW,2) RDT02490
GO TO 990 RDT02500
*****RDT02510
C** N(I) IS AN EXPONENTIAL DIGIT. **RDT02520
*****RDT02530
730 IF (IDCRE-1) 750,740,750 RDT02540
740 ISIGX=1 RDT02550
750 DO 760 L=1,10 RDT02560
IF (N(I).NE.IDIGIT(L)) GO TO 760 RDT02570
IN=L-1 RDT02580
GO TO 770 RDT02590
760 CCNTINUE RDT02600
770 IEXP=10*IEXP+IN RDT02610
NXDIG=NXDIG+1 RDT02620
GO TO 780 RDT02630
*****RDT02640
C** DETERMINE IF THE LAST COLUMN OF THE CARD HAS BEEN REACHED. **RDT02650
*****RDT02660
780 IF (I-E0) 980,990,990 RDT02670
*****RDT02680
C** LAST COLUMN HAS BEEN REACHED. **RDT02690
C** END-OF-CARD ROUTINE IS NOW EXECUTED. **RDT02700
*****RDT02710
790 IF (IDCRE) 830,800,830 RDT02720
800 IF (NUMB) 820,810,820 RDT02730
810 SIG=0. RDT02740
NDE=0 RDT02750
GO TO 980 RDT02760
820 IF (NDEC) 870,850,870 RDT02770
830 IF (NXDIG) 870,840,870 RDT02780
840 IF (NDEC) 870,850,870 RDT02790
*****RDT02800
C** K-TH NUMBER (WHICH APPEARED IN INTEGER FORM) IS STORED AS **RDT02810
C** Z(K). **RDT02820
*****RDT02830
850 K=K+1 RDT02840
IF (ZED) 860,960,860 RDT02850
860 Z(K)=SIGN*ZED RDT02860
GO TO 970 RDT02870
*****RDT02880
C** K-TH NUMBER (WHICH APPEARED IN NON-INTEG ER FORM) IS STORED AS **RDT02890
C** Z(K). **RDT02900
*****RDT02910
870 K=K+1 RDT02920
NDEC=NDEC+NDEC RDT02930
IF (ZED) 880,960,880 RDT02940
880 KK=LL+ISIGX*IEXP-NDEC+1 RDT02950
IF (KK.GT.(1-IZERO).AND.KK.LT.IZERO) GO TO 930 RDT02960
IF (KK.LT.(1-IZERC)) GC TC 890 RDT02970
IF (KK.EQ.(1-IZERO)) GO TC 900 RDT02980
IF (KK.EQ.IZERC) GC TO 910 RDT02990
IF (KK.GT.IZERC) GC TO 920 RDT03000
890 CALL ERROR (KOL,A,N,LL,IW,3) RDT03010
GO TO 930 RDT03020
900 CALL ERROR (KOL,A,N,LL,IW,4) RDT03030
GO TO 930 RDT03040

```

```

910 CALL ERROR (KOL,A,N,LL,IW,5) RDT03050
GO TO 930 RDT03060
920 CALL ERROR (KOL,A,N,LL,IW,6) RDT03070
GO TO 930 RDT03080
930 M=KK-LL+IZERO RDT03090
IF (M.LE.0.OR.M.GT.IMAX) GO TO 940 RDT03100
Z(K)=SIGN*ZED*T(M) RDT03110
GO TO 970 RDT03120
940 M=IZERC-LL RDT03130
IF (M.NE.0) GO TO 950 RDT03140
C***** RDT03150
C** M IS EQUAL TO ZERO (SPECIAL CASE) **RDT03160
C***** RDT03170
M=M+1 RDT03180
ZED=ZED*T(M) RDT03190
M=KK+IZERO-1 RDT03200
Z(K)=SIGN*ZED*T(M) RDT03210
GO TO 970 RDT03220
C***** RDT03230
C** M IS NOT EQUAL TO ZERO **RDT03240
C***** RDT03250
950 ZED=ZED*T(M) RDT03260
M=KK+IZERO RDT03270
Z(K)=SIGN*ZED*T(M) RDT03280
GO TO 970 RDT03290
960 Z(K)=0. RDT03300
C***** RDT03310
C** APPROPRIATE VARIABLES ARE RE-INITIALIZED. **RDT03320
C***** RDT03330
970 IDORE=0 RDT03340
IEXF=0 RDT03350
ISIGX=0 RDT03360
KK=0 RDT03370
LL=0 RDT03380
M=0 RDT03390
NDEC=0 RDT03400
NODEC=0 RDT03410
NUME=0 RDT03420
NXDIG=0 RDT03430
SIGN=0. RDT03440
980 CCNTINUE RDT03450
RETURN RDT03460
990 KK=0 RDT03470
LL=0 RDT03480
M=0 RDT03490
RETURN RDT03500
C***** RDT03510
C** FORMAT STATEMENTS. **RDT03520
C***** RDT03530
1000 FORMAT (5A3,65A1) RDT03540
1010 FORMAT (80A1) RDT03550
END RDT03560
--- ERROR SUEPROGRAM ---
SUBROUTINE ERROR (KOL,A,N,LL,IW,KEY) ERR00010
C*****ERR00020
C** SUBROUTINE OF THE NATIONAL BUREAU OF STANDARDS MASS CALIBRATION **ERR00030
C** PROGRAM VERSION OF SEPT.10,1971 WRITTEN BY F.C.RAYEOLD **ERR00040
C** AND MRS.R.N.VARNER **ERR00050

```

```

C** MODIFIED BY R. N. VARNER SEPT 1979 **ERR00060
C*****ERR00070
C** SUBROUTINE OF THE DIAGNOSTIC OUTPUT FOR READIT SUBROUTINE **ERR00080
C*****ERR00090
      DIMENSION A(1),N(1) ERR00100
      GO TO (10,20,30,40,50, 60,70), KEY ERR00110
10  WRITE (IW,100) LL ERR00120
      IF (KCL-16) 90,80,90 ERR00130
20  WRITE (IW,110) LL ERR00140
      IF (KOL-16) 90,80,90 ERR00150
30  WRITE (IW,120) ERR00160
      IF (KCL-16) 90,80,90 ERR00170
40  WRITE (IW,130) ERR00180
      IF (KOL-16) 90,80,90 ERR00190
50  WRITE (IW,140) ERR00200
      IF (KOL-16) 90,80,90 ERR00210
60  WRITE (IW,150) ERR00220
      IF (KOL-16) 90,80,90 ERR00230
70  WRITE (IW,160) KCL ERR00240
      RETURN ERR00250
80  WRITE (IW,180) ERR00260
      WRITE (IW,170) (A(I),I=1,E),(N(I),I=16,80) ERR00270
      RETURN ERR00280
90  WRITE (IW,180) ERR00290
      WRITE (IW,190) (N(I),I=1,80) ERR00300
      RETURN ERR00310
C*****ERR00320
C** FORMAT STATEMENTS **ERR00330
C*****ERR00340
100  FORMAT (25H0***** DIAGNOSTIC *****/1X, ERR00350
      2 64***** THE NUMBER OF SIGNIFICANT DIGITS IN A NUMBER HAS REACHEERR00360
      3D ,I3,42H. THIS MAY PRODUCE OVERFLOW OR UNDERFLOW.) ERR00370
110  FORMAT (20H0***** ERROR *****/1X, ERR00380
      2 64***** THE NUMBER OF SIGNIFICANT DIGITS IN A NUMBER HAS REACHEERR00390
      3D ,I3,43H. THIS WILL PRODUCE OVERFLOW OR UNDERFLOW.) ERR00400
120  FORMAT (27H0***** ERROR ***** NUMBER IS TOO SMALL IN ABSOLUTE VERR00410
      2ALUE AND WILL PRODUCE UNDERFLOW.) ERR00420
130  FORMAT (27H0***** DIAGNOSTIC ***** NUMBER IS SMALL IN ABSOLUTE ERR00430
      2VALUE AND MAY PRODUCE UNDERFLOW.) ERR00440
140  FORMAT (26H0***** DIAGNOSTIC ***** NUMBER IS LARGE IN ABSOLUTE ERR00450
      2VALUE AND MAY PRODUCE OVERFLOW.) ERR00460
150  FORMAT (26H0***** ERROR ***** NUMBER IS TOO LARGE IN ABSOLUTE VERR00470
      2ALUE AND WILL PRODUCE OVERFLOW.) ERR00480
160  FORMAT (44H0***** ERROR ***** THE VALUE OF 'KOL' IS ,I6, ERR00490
      2 27H AND THIS VALUE IS INVALID./1X, ERR00500
      3 50HKOL MUST BE GREATER THAN 0 AND MUST NOT EXCEED 80.) ERR00510
170  FORMAT (1H ,5A3,65A1) ERR00520
180  FORMAT (72H THIS OCCURRED IN CONNECTION WITH READING THE DATA ON TERR00530
      2HE FOLLOWING CARD) ERR00540
190  FORMAT (1H ,80A1) ERR00550
      END ERR00560
--- PRINT1 SUBPROGRAM ---
      SUBROUTINE PRINT1 PR100010
C*****PR100020
C** SUBROUTINE OF THE NATIONAL BUREAU OF STANDARDS MASS CALIBRATION **PR100030
C** PROGRAM VERSION OF SEPT. 10,1971 WRITTEN BY R.C.RAYGLD **PR100040
C** AND MRS.F.N.VARNER **PR100050
C** MODIFIED BY R. N. VARNER SEPT 1979 **PR100060

```

```

C*****PR100070
C** SUBROUTINE TO PRINT TITLE PAGE 1/12/70 **PR100080
C*****PR100090
C** DIMENSION FOR COMMON /PRT1/ VARIABLES **PR100100
C*****PR100110
DIMENSION B1(72),B2(72),B3(72),B4(72),B5(72),B6(72),B7(72),
2 IDATE(3) PR100120
PR100130
C*****PR100140
C** LABELED COMMON **PR100150
C*****PR100160
COMMON /PRT1/ B1,B2,B3,B4,B5,B6,B7,RANERR,SYSERR,TNOM,L1,L2,L3,L4,PR100170
2 L5,L6,IDATE,IBREST PR100180
COMMON /PRT2/ IPAGE,NOSE,IPCT PR100190
COMMON /UNITIO/ IR,IW,IP,IPL,ITMP PR100200
WRITE (IW,80) PR100210
WRITE (IW,90) (B1(K),K=1,L1) PR100220
WRITE (IW,90) (B2(K),K=1,L2) PR100230
WRITE (IW,90) (B3(K),K=1,L3) PR100240
WRITE (IW,90) (B4(K),K=1,L4) PR100250
WRITE (IW,90) (B5(K),K=1,L5) PR100260
WRITE (IW,90) (B6(K),K=1,L6) PR100270
WRITE (IW,100) (B7(K),K=1,L7) PR100280
DO 70 I=1,6 PR100290
IPAGE=IPAGE+1 PR100300
WRITE (IW,110) (B1(K),K=1,L1),IPAGE PR100310
WRITE (IW,120) (B2(K),K=1,L2) PR100320
WRITE (IW,120) (B3(K),K=1,L3) PR100330
WRITE (IW,130) (B7(K),K=1,L7) PR100340
GO TO (10,20,30,40,50, 60), IPAGE PR100350
10 CALL TEXT1 PR100360
GO TO 70 PR100370
20 CALL TEXT2 PR100380
GO TO 70 PR100390
30 CALL TEXT3 PR100400
GO TO 70 PR100410
40 CALL TEXT4 PR100420
GO TO 70 PR100430
50 CALL TEXT5 PR100440
GO TO 70 PR100450
60 CALL TEXT6 PR100460
70 CONTINUE PR100470
RETURN PR100480
C*****PR100490
C** FORMAT STATEMENTS **PR100500
C*****PR100510
80 FORMAT (1H1,45X,2EPU. S. DEPARTMENT OF COMMERCE/46X, PR100520
2 28FNATIONAL BUREAU OF STANDARDS/45X, PR100530
3 31FNATIONAL ENGINEERING LABORATORY/48X,22FWASHINGTON, D.C. 20234/PR100540
4//////////59X,11HR E P O R T/55X,3HO F/51X, PR100550
5 22FM A S S V A L U E S/) PR100560
90 FORMAT (43X,72A1) PR100570
100 FORMAT (//////////26X,11HTEST NUMBER,2X,18A1///60X, PR100580
2 17HFOR THE DIRECTOR,////60X,22HG. E. MATTINGLY, CHIEF/60X, PR100590
3 26FLUID ENGINEERING DIVISION/60X, PR100600
4 33HCENTER FOR MECHANICAL ENGINEERING/62X, PR100610
5 22HAND PROCESS TECHNOLOGY/60X, PR100620
6 31FNATIONAL ENGINEERING LABORATORY) PR100630
110 FORMAT (1H1,65A1,4HPAGE,13) PR100640

```

```

120  FORMAT (1X,72A1)                                PR100650
130  FORMAT (1X,13HTEST NUMBER ,18A1)                PR100660
      END                                             PR100670
--- TEXT1 SUBPROGRAM ---
      SUBROUTINE TEXT1                                TX100010
C*****TX100020
C**  SUBROUTINE OF THE NATIONAL BUREAU OF STANDARDS MASS CALIBRATION **TX100030
C**  PROGRAM VERSION OF SEPT. 10, 1971  WRITTEN BY R.C.RAYECLD **TX100040
C**  AND MRS.R.N.VARNER **TX100050
C**  MODIFIED BY R. N. VARNER SEPT 1979 **TX100060
C*****TX100070
COMMON/UNITIO/IR, IW, IP, IPL, ITMF                TX100080
WRITE (IW, 10)                                     TX100090
WRITE (IW, 20)                                     TX100100
WRITE (IW, 30)                                     TX100110
WRITE (IW, 40)                                     TX100120
WRITE (IW, 50)                                     TX100130
WRITE (IW, 60)                                     TX100140
WRITE (IW, 70)                                     TX100150
WRITE (IW, 80)                                     TX100160
WRITE (IW, 90)                                     TX100170
WRITE (IW, 100)                                    TX100180
WRITE (IW, 110)                                    TX100190
RETURN                                             TX100200
C*****TX100210
C**  FORMAT STATEMENTS **TX100220
C*****TX100230
10  FORMAT (/)                                     TX100240
20  FORMAT (1X,36H          INTRODUCTION           , TX100250
236H WHICH RELY, DIRECTLY OR INDIRECT-/
31X,36H
436H LY, ON MASS MEASUREMENTS TO/
51X,36H THIS DOCUMENT IS A COMPREHEN-
636H ACCOMPLISH A WIDE VARIETY OF/
71X,36HSIVE REPCRT COVERING THE SEQUENCE
836H ENDEAVORS. IN CRDER FOR THIS/
91X,36HCF OPERATIONS USED TO ASSIGN MASS
*36H SYSTEM TO FUNCTION PROPERLY.)
30  FORMAT (1X,36HVALUES TO THE WEIGHTS IDENTIFIED , TX100350
236H EVERYONE WHO MAKES MEASUREMENTS/
31X,36HABOVE. IT INCLUDES A COMPLETE
436H MUST BE ABLE TO VERIFY THAT HIS/
51X,36HDESCRIPTION OF THE MEASUREMENT
636H MEASUREMENT PROCESS PRODUCES/
71X,36HMETHODS AND PROCEDURES WHICH WERE
836H CONSISTENT RESULTS WHICH ARE/
91X,36HUSED, ALL OF THE DATA, AND THE
*36H COMPATIBLE WITH HIS PARTICULAR)
40  FORMAT (1X,36HANALYSIS OF THIS DATA. THE
236H REQUIREMENTS. THE WEIGHTS COVERED/
31X,36HRESULTS ARE PRESENTED IN SEVERAL
436H BY THIS REPORT, TOGETHER WITH THE/
51X,36HFORMATS. ASSIGNED MASS VALUES,
636H ASSIGNED VALUES AND THE APPRO-/
71X,36HDISPLACEMENT VOLUMES, COEFFICIENTS
836H PRIATE UNCERTAINTIES FOR THESE/
91X,36HCF EXPANSION, UNCERTAINTIES, TO-
*36H VALUES, PROVIDE IN PART A BASIS)

```

50	FORMAT (1X,36HGETHER WITH THE SUMMED VALUES FOR ,	TX100550
	236H FCR CONSISTENT MEASUREMENTS WITHIN/	TX100560
	31X,36HLINEAR COMBINATIONS OF THE WEIGHTS ,	TX100570
	436H THIS SYSTEM OF RELATED MEASUREMENT/	TX100580
	51X,36HIN EACH DECADE ARE PRESENTED AT ,	TX100590
	636H PROCESSES. /	TX100600
	71X,36HTHE END OF THE APPROPRIATE SERIES. ,	TX100610
	836H /	TX100620
	91X,36HTHIS INFORMATION SHOULD BE USEFUL ,	TX100630
	*36H APPROPRIATE CHARACTERIZATION)	TX100640
60	FORMAT (1X,36HTO THOSE WHO MUST ASSIGN MASS ,	TX100650
	236H OF ANY MEASUREMENT PROCESS IS/	TX100660
	31X,36HVALUES TO OBJECTS OTHER THAN ,	TX100670
	436H FUNDAMENTAL TO VERIFYING THAT/	TX100680
	51X,36HWEIGHTS. FCR CONVENIENCE, THE ,	TX100690
	636H RESULTS ARE CONSISTENT WITH THE/	TX100700
	71X,36HVALUES AND UNCERTAINTIES, TOGETHER ,	TX100710
	836H END REQUIREMENT WITH RESPECT TO/	TX100720
	91X,36HWITH OTHER APPROPRIATE DATA AND ,	TX100730
	*36H CORRECTNESS AND ECONOMY OF THE)	TX100740
70	FORMAT (1X,36HCOMMENTS ARE ALSO SUMMARIZED IN ,	TX100750
	236H MEASUREMENT EFFORT. WITHOUT THIS/	TX100760
	31X,36HTABLES I AND II AT THE END OF THE ,	TX100770
	436H INFORMATION, THE BENEFITS OF/	TX100780
	51X,36HREPORT. CERTAIN INTERMEDIATE ,	TX100790
	636H OWNERSHIP OF THESE WEIGHTS MAY BE/	TX100800
	71X,36HPAGES ARE SUMMARIES OF STATISTICAL ,	TX100810
	836H COMPLETELY ILLUSORY. THE ASSIGNED/	TX100820
	91X,36HDATA WHICH RELATE TO THE MASS ,	TX100830
	*36H UNCERTAINTIES IN THIS REPORT ARE)	TX100840
80	FORMAT (1X,36HMEASUREMENT PROCESS USED TO ,	TX100850
	236H DESCRIPTIVE OF CUR MASS MEASURE-/	TX100860
	31X,36HPERFORM THIS WORK. THESE PAGES ,	TX100870
	436H MENT PROCESS. EFFECTIVENESS OF/	TX100880
	51X,36HHAVE BEEN LEFT IN THE REPORT TO ,	TX100890
	636H THE TRANSFER OF THE UNIT FROM ONE/	TX100900
	71X,36HRETAIN CONTINUITY. COPIES OF ,	TX100910
	836H FACILITY TO ANOTHER SHOULD BE/	TX100920
	91X,36HTHESE PAGES BECOME PART OF A ,	TX100930
	*36H VERIFIED BY AN INDEPENDENT TEST.)	TX100940
90	FORMAT (1X,36HCOLLECTION OF STATISTICAL DATA ,	TX100950
	236H IT IS PRESUMED THAT THESE WEIGHTS/	TX100960
	31X,36HWHICH REFLECTS THE MEASUREMENT ,	TX100970
	436H WILL BE USED IN A SIMILARLY WELL-/	TX100980
	51X,36HPROCESS PERFORMANCE OVER A PERIOD ,	TX100990
	636H CHARACTERIZED MEASUREMENT PROCESS/	TX101000
	71X,36HCF TIME. SUCH A COLLECTION HAS ,	TX101010
	836H SO THAT THE STATISTICAL PARAMETERS/	TX101020
	91X,36HBEEN USED TO ESTABLISH THE CONTROL ,	TX101030
	*36H OF BOTH PROCESSES CAN BE COMBINED)	TX101040
100	FORMAT (1X,36HLIMITS FOR ACCEPTING THE RESULTS ,	TX101050
	236H TO PROVIDE A REALISTIC ESTIMATE OF/	TX101060
	31X,36HCF THIS MEASUREMENT. THESE COL- ,	TX101070
	436H THE UNCERTAINTY OF THE MASS UNIT/	TX101080
	51X,36HLECTIONS ARE OPEN FOR INSPECTION ,	TX101090
	636H AS ACTUALLY REALIZED IN ANOTHER/	TX101100
	71X,36HAT OUR FACILITY. ,	TX101110
	836H FACILITY. A COMPREHENSIVE SERVICE/	TX101120

```

91X,36H
*36H DIRECTED TOWARD THE EVALUATION OF)
110 FORMAT (1X,36H THE MASS MEASUREMENT SYSTEM
236H A PARTICULAR MASS MEASUREMENT/
31X,36H
436H PROCESS IS AVAILABLE THROUGH THE/
51X,36H THE MASS MEASUREMENT SYSTEM
636H MASS MEASUREMENT ASSURANCE PROGRAM/
71X,36H WITHIN THIS COUNTRY CONSISTS OF
836H OF THE NATIONAL BUREAU OF
91X,36H ALL OF THE MEASUREMENT PROCESSES
*36H STANDARDS. )
END
--- TEXT2 SUBPROGRAM ---
SUBROUTINE TEXT2
C*****TX200010
C** SUBROUTINE OF THE NATIONAL BUREAU OF STANDARDS MASS CALIBRATION **TX200020
C** PROGRAM VERSION OF SEPT. 10, 1971 WRITTEN BY R.C.RAYBOLD **TX200030
C** AND MRS.R.N.VARNER **TX200040
C** MODIFIED BY R. N. VARNER SEPT 1979 **TX200050
C*****TX200060
COMMON/UNITIO/IR, IW, IP, IPL, ITMP TX200070
WRITE (IW, 10) TX200080
WRITE (IW, 20) TX200090
WRITE (IW, 30) TX200100
WRITE (IW, 40) TX200110
WRITE (IW, 50) TX200120
WRITE (IW, 60) TX200130
WRITE (IW, 70) TX200140
WRITE (IW, 80) TX200150
WRITE (IW, 90) TX200160
WRITE (IW, 100) TX200170
WRITE (IW, 110) TX200180
RETURN TX200190
C*****TX200200
C** FORMAT STATEMENTS **TX200210
C*****TX200220
10 FORMAT (/) TX200230
20 FORMAT (1X,36H WEIGHING DESIGN TX200240
236H STANDARD IS MEASURED WITH EACH/ TX200250
31X,36H TX200260
436H TEST OF UNKNOWN AND THE COLLEC- TX200270
51X,36H ONLY DIFFERENCES IN MASS CAN TX200280
636H TICN OF VALUES OVER TIME IS USED/ TX200290
71X,36H MEASURED, THEREFORE THE MASS TX200300
836H TO EVALUATE THE PERFORMANCE OF THE/ TX200310
91X,36H VALUES FOR THE 'UNKNOWN' WEIGHTS TX200320
*36H MEASUREMENT PROCESS. ) TX200330
30 FORMAT (1X,36H MUST BE DETERMINED BY COMPARISON TX200340
236H / TX200350
31X,36H WITH OTHER WEIGHTS WHICH HAVE TX200360
436H IN THE CASE OF THE SERIES/ TX200370
51X,36H ACCEPTED MASS VALUES. THE TX200380
636H WHICH INCLUDES THE KNOWN STAND- TX200390
71X,36H 'UNKNOWN' WEIGHTS TOGETHER WITH TX200400
836H ARDS, THE ACCEPTED VALUES OF THESE/ TX200410
91X,36H 'CHECK STANDARDS', ARE GROUPED AND TX200420
*36H STANDARDS SERVE AS A RESTRAINT ON) TX200430
TX200440

```

40	FORMAT (1X,36HINTERCOMPARED ACCORDING TO THE ,	TX200450
	236H THE SOLUTION OF THE EQUATIONS FOR/	TX200460
	31X,36HDESIGN SCHEDULE GIVEN AT THE BE- ,	TX200470
	436H THE VALUES OF ALL OF THE WEIGHTS./	TX200480
	51X,36HGINNING OF EACH SERIES OF WEIGH- ,	TX200490
	636H THE RESTRAINT FOR THE SOLUTION OF/	TX200500
	71X,36HINGS. THE FIRST SERIES CONTAINS ,	TX200510
	836H SUBSEQUENT SERIES IS PROVIDED BY/	TX200520
	91X,36HSTANDARDS WHICH PROVIDE THE ,	TX200530
	*36H THE VALUES ESTABLISHED FOR ONE OR)	TX200540
50	FORMAT (1X,36HSTARTING VALUES FOR THE SERIES OF ,	TX200550
	236H MORE WEIGHTS INCLUDED IN A/	TX200560
	31X,36HWEIGHINGS AND PROVIDE THE TIE ,	TX200570
	436H PREVIOUS SERIES. /	TX200580
	51X,36HPCINT FOR CONSISTENCY THROUGHOUT ,	TX200590
	636H /	TX200600
	71X,36HTHE MEASUREMENT SYSTEM. THE ,	TX200610
	836H ESTIMATED VALUES FOR WEIGHTS/	TX200620
	91X,36HWEIGHING METHOD USED, I.E., DOUBLE ,	TX200630
	*36H WHICH HAVE BEEN GROUPED IN THE)	TX200640
60	FORMAT (1X,36HSUBSTITUTION, TRANSDUCTION, ETC., ,	TX200650
	236H SAME SERIES INVOLVE THE SAME/	TX200660
	31X,36HIS INDICATED ALONG WITH THE ,	TX200670
	436H OBSERVATIONAL DATA AND ARE, IN/	TX200680
	51X,36H OBSERVED DATA. IN THE COMPUTA- ,	TX200690
	636H ALMOST ALL CASES, CORRELATED. FOR/	TX200700
	71X,36HTICS, THE DISPLACEMENT VOLUMES ,	TX200710
	836H EACH SERIES THERE IS A TABLE OF/	TX200720
	91X,36HARE TREATED EXPLICITLY, USING THE ,	TX200730
	*36H COMBINATIONS TOGETHER WITH THE)	TX200740
70	FORMAT (1X,36HDATA LISTED IN THE REPORT. IN ALL ,	TX200750
	236H APPROPRIATE UNCERTAINTY FOR EACH/	TX200760
	31X,36HCASES, A REDUNDANCY IN THE NUMBER ,	TX200770
	436H COMBINATION. /	TX200780
	51X,36HOF MEASUREMENTS PROVIDES A MEANS ,	TX200790
	636H /	TX200800
	71X,36HFOR CHECKING ON THE PRECISION OF ,	TX200810
	836H PROCESS CONTROL /	TX200820
	91X,36HTHE PROCESS. ,	TX200830
	*36H)	TX200840
80	FORMAT (1X,36H ,	TX200850
	236H THE STANDARD DEVIATION, AS/	TX200860
	31X,36H WHEN THERE ARE MORE EQUATIONS ,	TX200870
	436H COMPUTED FROM THE LEAST SQUARES/	TX200880
	51X,36HTHAN 'UNKNOWN', NOT ALL OBSERVA- ,	TX200890
	636H SOLUTION, PROVIDES A CHECK ON THE/	TX200900
	71X,36HTICIONAL EQUATIONS CAN BE SATISFIED ,	TX200910
	836H SHORT TERM, OR 'WITHIN-RUN' PRO-/	TX200920
	91X,36HEXACTLY AND THE METHOD OF LEAST ,	TX200930
	*36H CESSION PRECISION. AN AVERAGE OF A)	TX200940
90	FORMAT (1X,36HSQUARES IS USED TO PROVIDE ,	TX200950
	236H NUMBER OF THESE STANDARD DEVIATION- /	TX200960
	31X,36HESTIMATES OF THE 'UNKNOWN' VALUES. ,	TX200970
	436H TICS IS TAKEN AS THE ACCEPTED/	TX200980
	51X,36HTHIS METHOD LEADS TO ESTIMATORS ,	TX200990
	636H WITHIN-RUN STANDARD DEVIATION OF/	TX201000
	71X,36HWHICH ARE LINEAR FUNCTIONS OF THE ,	TX201010
	836H THE PROCESS AND IS USED AS A/	TX201020


```

91X,36HDATA AND WHICH HAVE STANDARD , TX201030
*36H REFERENCE VALUE FOR SURVEILLANCE) TX201040
100 FORMAT (1X,36HDEVIATIONS READILY CALCULATED FROM , TX201050
236H OF THE PROCESS PRECISION. THE/ TX201060
31X,36HTHE COEFFICIENTS OF THE LINEAR , TX201070
436H VALUES OBTAINED FOR THE 'CHECK/ TX201080
51X,36HFUNCTIONS AND THE STANDARD DEVI- , TX201090
636H STANDARD' PROVIDE, AS TIME GOES/ TX201100
71X,36HENTION OF AN INDIVIDUAL MEASUREMENT. , TX201110
836H ON, A SEQUENCE OF VALUES THAT/ TX201120
91X,36HTHE 'CHECK STANDARD' IS ALSO , TX201130
*36H REALISTICALLY REFLECTS THE) TX201140
110 FORMAT (1X,36HTREATED AS AN UNKNOWN AND THE , TX201150
236H VARIATIONS WHICH RESET PRECISE/ TX201160
31X,36HAGREEMENT OF THE CURRENT RESULT , TX201170
436H MEASUREMENTS. COLLECTIONS OF/ TX201180
51X,36HWITH THE ACCEPTED VALUE PROVIDES A , TX201190
636H VALUES FOR BOTH THE WITHIN-RUN/ TX201200
71X,36HTEST OF THE ADEQUACY OF THE CUR- , TX201210
836H PRECISION AND THE VALUE OBTAINED/ TX201220
91X,36HRENT DATA. THIS SAME CHECK , TX201230
*36H FOR THE 'CHECK STANDARD' SHOULD) TX201240
END TX201250

--- TEXT3 SUBPROGRAM ---
SUBROUTINE TEXT3 TX300010
C*****TX300020
C** SUBROUTINE OF THE NATIONAL BUREAU OF STANDARDS MASS CALIBRATION **TX300030
C** PROGRAM VERSION OF SEPT. 10,1971 WRITTEN BY R.C.RAYECLD **TX300040
C** AND MRS.R.N.VARNER **TX300050
C** MODIFIED BY R. N. VARNER SEPT 1979 **TX300060
C*****TX300070
COMMON/UNITIQ/IR,IW,IP,IPL,ITMP TX300080
WRITE (IW,10) TX300090
WRITE (IW,20) TX300100
WRITE (IW,30) TX300110
WRITE (IW,40) TX300120
WRITE (IW,50) TX300130
WRITE (IW,60) TX300140
WRITE (IW,70) TX300150
WRITE (IW,80) TX300160
WRITE (IW,90) TX300170
WRITE (IW,100) TX300180
WRITE (IW,110) TX300190
RETURN TX300200
C*****TX300210
C** FORMAT STATEMENTS **TX300220
C*****TX300230
10 FORMAT (/) TX300240
20 FORMAT (1X,36HPOSSESS THE PROPERTIES OF RANDOM- , TX300250
236H SERIES OF MEASUREMENTS JUDGED/ TX300260
31X,36HNESS ASSOCIATED WITH INDEPENDENT , TX300270
436H AS CUT OF CONTROL RELATIVE TO THE/ TX300280
51X,36HMEASUREMENTS FROM A STABLE , TX300290
636H APPROPRIATE PARAMETER ARE CARE-/ TX300300
71X,36HPROBABILITY DISTRIBUTION. THE , TX300310
836H FULLY EXAMINED. IF RERUNS WERE/ TX300320
91X,36HREPORTED 'F RATIO' AND 'T VALUE' , TX300330
*36H NECESSARY IN THE COURSE OF THIS) TX300340

```

30	FORMAT (1X,36HARE TESTS OF THE VALUES FROM THE ,	TX300350
	236H WORK, THE 'OUT OF CONTROL' SERIES, /	TX300360
	31X,36HCURRENT RUN FOR CONFORMITY TO ,	TX300370
	436H WITH REMARKS AS APPROPRIATE, ARE /	TX300380
	51X,36HTHEIR RESPECTIVE DISTRIBUTIONS AND ,	TX300390
	636H ATTACHED AT THE END OF THE REPORT /	TX300400
	71X,36HIF SATISFACTORY ARE TAKEN AS ,	TX300410
	836H FOR YOUR INFORMATION. /	TX300420
	91X,36HEVIDENCE THAT THE PROCESS IS IN ,	TX300430
	*36H)	TX300440
40	FORMAT (1X,36HCONTROL AND THAT PREDICTIVE ,	TX300450
	236H UNCERTAINTY /	TX300460
	31X,36HSTATEMENTS REGARDING UNCERTAINTY ,	TX300470
	436H /	TX300480
	51X,36HARE VALID. ,	TX300490
	636H IT IS ASSUMED THAT THE PRESENT /	TX300500
	71X,36H ,	TX300510
	836H 'ACCEPTED VALUES' OF TWO NBS STAN- /	TX300520
	91X,36H CONTROL CHARTS ON THE WITHIN- ,	TX300530
	*36H DARDS AT THE 1 KILOGRAM LEVEL.)	TX300540
50	FORMAT (1X,36HRUN PROCESS PRECISION AND THE ,	TX300550
	236H DESIGNATED N1 AND N2, ARE WITHOUT /	TX300560
	31X,36HVALUES OBTAINED FOR THE CHECK ,	TX300570
	436H ERROR. ESTIMATES OF THE UNCE- /	TX300580
	51X,36HSTANDARD ARE KEY ELEMENTS IN ,	TX300590
	636H TAINTY OF THE ACCEPTED VALUES OF /	TX300600
	71X,36HMONITORING THE STATE OF CONTROL OF ,	TX300610
	836H THE NBS STANDARDS RELATIVE TO THE /	TX300620
	91X,36HANY PRECISE MASS MEASUREMENT ,	TX300630
	*36H INTERNATIONAL PROTOTYPE KILOGRAM)	TX300640
60	FORMAT (1X,36HPROCESS. IN ADDITION TO PROVIDING ,	TX300650
	236H CAN BE PROVIDED ON REQUEST. /	TX300660
	31X,36HA BASIS FOR JUDGMENT AS TO THE ,	TX300670
	436H HOWEVER, THESE ESTIMATES HAVE NO /	TX300680
	51X,36HADEQUACY OF A GIVEN PROCESS FOR A ,	TX300690
	636H REAL MEANING IN EITHER NATIONAL OR /	TX300700
	71X,36HPARTICULAR REQUIREMENT, THESE DATA ,	TX300710
	836H INTERNATIONAL COMPARISON. THIS IS /	TX300720
	91X,36HPROVIDE A MEANS TO JUDGE THE ,	TX300730
	*36H BECAUSE OF THE LACK OF SUFFICIENT)	TX300740
70	FORMAT (1X,36HIMPORTANCE OF LONG TERM, OR ,	TX300750
	236H DATA TO PROVIDE A REALISTIC /	TX300760
	31X,36H'BETWEEN-RUN' VARIABILITY WHICH ,	TX300770
	436H ESTIMATE OF THE UNCERTAINTY IN THE /	TX300780
	51X,36HCAN BE CHARACTERIZED BY THE ,	TX300790
	636H VALUES ASSIGNED TO THE PROTOTYPE /	TX300800
	71X,36HSTANDARD DEVIATION OF THE VALUES ,	TX300810
	836H KILOGRAMS K20 AND K4, PARTICULARLY /	TX300820
	91X,36HABOUT THE MEAN. IF THERE IS AN ,	TX300830
	*36H IN REGARD TO LONG TERM, OR)	TX300840
80	FORMAT (1X,36HADDITIONAL COMPONENT OF VARIANCE ,	TX300850
	236H BETWEEN-RUN VARIABILITY. CHANGES /	TX300860
	31X,36HENTERING FROM RUN TO RUN, THIS ,	TX300870
	436H IN THE ACCEPTED VALUES FOR THE NBS /	TX300880
	51X,36HSTANDARD DEVIATION WILL BE LARGER ,	TX300890
	636H STANDARDS AT THE KILOGRAM LEVEL, /	TX300900
	71X,36HTHAN CAN BE ACCOUNTED FOR BY THE ,	TX300910
	836H AS AND WHEN THEY OCCUR, WILL BE /	TX300920

```

91X,36HWITHIN-RUN VARIABILITY, CORRELA- , TX300930
*36H REPORTED IN THE SCIENTIFIC PAPERS) TX300940
90 FORMAT (1X,36HTICN STUDIES, AS WELL AS SUPPLE- , TX300950
236H OF THE BUREAU AND WILL BE GIVEN/ TX300960
31X,36HMENTAL EXPERIMENTS, ARE USED TO , TX300970
436H WIDE DISTRIBUTION. IN CASES WHERE/ TX300980
51X,36HDETECT AND REDUCE THE MAGNITUDE OF , TX300990
636H SUCH CHANGES MAY BE OF IMPORTANCE,/ TX301000
71X,36HSIGNIFICANT SYSTEMATIC EFFECTS. , TX301010
836H OR WHERE CONTINUITY IS DESIRED,/ TX301020
91X,36HAPPROPRIATE ACTION, E.G., ADDI- , TX301030
*36H INSTRUCTIONS WILL BE INCLUDED FOR) TX301040
100 FORMAT (1X,36HTICNAL EMPIRICAL CORRECTICNS OR , TX301050
236H UP-DATING PREVIOUSLY REPORTED/ TX301060
31X,36HCHANGES IN TECHNIQUE, CAN REDUCE , TX301070
436H VALUES. WHEN THE VALUES REPORTED/ TX301080
51X,36HTHE EFFECTS FROM KNOWN SOURCES OF , TX301090
636H ARE EASED ON THE ACCEPTED VALUES/ TX301100
71X,36HSYSTEMATIC VARIABILITY TO A , TX301110
836H OF STANDARDS OTHER THAN STANDARDS/ TX301120
91X,36HMAGNITUDE WHICH IS LONGER , TX301130
*36H N1 AND N2 MENTIONED ABOVE, THE) TX301140
110 FORMAT (1X,36HIDENTIFIAELE IN THE DATA. IN THE , TX301150
236H UNCERTAINTY OF THE ACCEPTED VALUE/ TX301160
31X,36HCASES WHERE A SIGNIFICANT LONG , TX301170
436H OF THE STANDARD BECOMES A/ TX301180
51X,36HTERM, OR BETWEEN-RUN, COMPONENT , TX301190
636H SYSTEMATIC ERROR IN THE ASSIGNMENT/ TX301200
71X,36HREMAINS THE UNCERTAINTY HAS BEEN , TX301210
836H OF VALUES TO OTHER STANDARDS AND/ TX301220
91X,36HAPPROPRIATELY ADJUSTED. , TX301230
*36H IS INCLUDED IN THE REPORT. ) TX301240
END TX301250
--- TEXT4 SUBPROGRAM ---
SUBROUTINE TEXT4 TX400010
C*****TX400020
C** SUBROUTINE OF THE NATIONAL BUREAU OF STANDARDS MASS CALIBRATION **TX400030
C** PROGRAM VERSION OF SEPT. 10, 1971 WRITTEN BY R.C.RAYECLD **TX400040
C** AND MRS. R.N.VARNER **TX400050
C** MODIFIED BY R. N. VARNER SEPT 1979 **TX400060
C*****TX400070
COMMON/UNITIO/IR, IW, IP, IPL, ITMF TX400080
WRITE (IW, 10) TX400090
WRITE (IW, 20) TX400100
WRITE (IW, 30) TX400110
WRITE (IW, 40) TX400120
WRITE (IW, 50) TX400130
WRITE (IW, 60) TX400140
WRITE (IW, 70) TX400150
WRITE (IW, 80) TX400160
WRITE (IW, 90) TX400170
WRITE (IW, 100) TX400180
WRITE (IW, 110) TX400190
RETURN TX400200
C*****TX400210
C** FORMAT STATEMENTS **TX400220
C*****TX400230
10 FORMAT (/) TX400240

```

20	FORMAT (1X,36H A BALANCE UNDER STABLE OPERA-	TX400250
	236H SHOULD ALMOST ALWAYS OVERLAP. IN/	TX400260
	31X,36H TIGHT CONDITIONS WILL EXHIBIT A	TX400270
	436H OTHER WORDS, WHILE A SECOND MEAS-	TX400280
	51X,36H CERTAIN CHARACTERISTIC VARIABILITY	TX400290
	636H MEASUREMENT WILL PRODUCE A DIFFERENT/	TX400300
	71X,36H WHICH CAN BE DESCRIBED BY THE	TX400310
	836H VALUE, THIS VALUE WILL ONLY RARELY/	TX400320
	91X,36H STANDARD DEVIATION FOR SUCH	TX400330
	*36H DIFFER FROM THE FIRST VALUE BY)	TX400340
30	FORMAT (1X,36H MEASUREMENTS. THE VALUE FOR A	TX400350
	236H MORE THAN THE SUM OF THE TWO/	TX400360
	31X,36H PARTICULAR WEIGHT DETERMINED IN	TX400370
	436H UNCERTAINTIES. THE UNCERTAINTY/	TX400380
	51X,36H REPEATED TESTS WITH THE SAME	TX400390
	636H BANDS ARE NOT EXPECTED TO OVERLAP/	TX400400
	71X,36H WEIGHING DESIGN WILL HAVE ITS OWN	TX400410
	836H IF SOME EVENT HAS OCCURRED IN THE/	TX400420
	91X,36H STANDARD DEVIATION WHICH WILL BE	TX400430
	*36H TIME INTERVAL BETWEEN THE TWO MEAS-	TX400440
40	FORMAT (1X,36H SOME FUNCTION OF THE BALANCE	TX400450
	236H MEASUREMENTS WHICH WILL CHANGE THE/	TX400460
	31X,36H PRECISION AND (POSSIBLY) OF THE	TX400470
	436H MASS OF THE OBJECT, E.G., AREA-	TX400480
	51X,36H BETWEEN-RUN COMPONENT. AS AN	TX400490
	636H SIGN, ABUSE, CORRECTION, IMPROPER/	TX400500
	71X,36H CUTTER LIMIT OF THE DISTRIBUTION OF	TX400510
	836H CLEANING AND THE LIKE. /	TX400520
	91X,36H RANDOM ERRORS, THREE TIMES THE	TX400530
	*36H)	TX400540
50	FORMAT (1X,36H STANDARD DEVIATION IS USED.	TX400550
	236H THE UNCERTAINTY IN ASSIGNED/	TX400560
	31X,36H SYSTEMATIC ERRORS DUE TO THE	TX400570
	436H VALUE CONTAINED IN THIS REPORT/	TX400580
	51X,36H PROCEDURES USED OR TO ENVIRONMENT-	TX400590
	636H BECOMES A SYSTEMATIC EFFECT FOR/	TX400600
	71X,36H MENTAL EFFECTS ARE LARGELY	TX400610
	836H THE MEASUREMENT PROCESS IN WHICH/	TX400620
	91X,36H BALANCED CUT AND CAN USUALLY BE	TX400630
	*36H THESE WEIGHTS ARE TO BE USED. IN)	TX400640
60	FORMAT (1X,36H REGARDED AS NEGLIGIBLE. WHEN A	TX400650
	236H THE ABSENCE OF OTHER SIGNIFICANT/	TX400660
	31X,36H NON-NEGLIGIBLE FOUND TO THE	TX400670
	436H SYSTEMATIC EFFECTS IN THE USER'S/	TX400680
	51X,36H POSSIBLE EFFECT FROM KNOWN SOURCES	TX400690
	636H MEASUREMENT PROCESS (A CONDITION/	TX400700
	71X,36H IS AVAILABLE, IT IS CALCULATED AND	TX400710
	836H WHICH MUST BE DEMONSTRATED) THE/	TX400720
	91X,36H REPORTED SEPARATELY, E.G., THE	TX400730
	*36H UNCERTAINTY OF THE VALUE ASSIGNED)	TX400740
70	FORMAT (1X,36H UNCERTAINTY OF ACCEPTED VALUE AT	TX400750
	236H BY THE USER IS AN APPROPRIATE/	TX400760
	31X,36H OTHER THAN THE 1 KILOGRAM LEVEL.	TX400770
	436H COMBINATION OF THE SYSTEMATIC/	TX400780
	51X,36H THE DISTRIBUTION IMPLIED BY THE	TX400790
	636H ERROR IN THE STANDARD AND THE/	TX400800
	71X,36H RANDOM ERRORS MAY THUS BE CENTERED	TX400810
	836H RANDOM COMPONENT ASSOCIATED WITH/	TX400820

	91X,36HSCMEWHERE IN THE RANGE GIVEN BY ,	TX400830
	*36H HIS PROCESS. IF THE MEASUREMENT)	TX400840
80	FORMAT (1X,36H)THE BCUNDS TO THE SYSTEMATIC ,	TX400850
	236H PRCCESSES ARE IN CCNTRAL AND/	TX400860
	31X,36HERRCR. THE TOTAL UNCERTAINTY IS ,	TX400870
	436H APPROPRIATE UNCERTAINTIES ARE/	TX400880
	51X,36HTAKEN AS THE SUM OF THESE TWO ,	TX400890
	636H ASSIGNED, THE VALUES PRCDUCED BY/	TX400900
	71X,36HCOMPONENTS. ,	TX400910
	836H DIFFERENT MEASUREMENT FACILITIES/	TX400920
	91X,36H ,	TX400930
	*36H WILL HAVE OVERLAPPING UNCERTAINTY)	TX400940
90	FORMAT (1X,36H THE UNCERTAINTY ASSOCIATED ,	TX400950
	236H EANDS AS DESCRIBED ABOVE. ONE/	TX400960
	31X,36H)WITH THE ASSIGNED VALUE CAN BE ,	TX400970
	436H CANNOT DISCUSS DIFFERENCES IN/	TX400980
	51X,36H)UGHT OF AS A BCUND TO THE ,	TX400990
	636H VALUES FCR THE SAME OBJECT/	TX401000
	71X,36H)DEPARTURE OF THE ASSIGNED VALUE ,	TX401010
	836H OBTAINED BY DIFFERENT FACILITIES/	TX401020
	91X,36H)FROM A HYPCTHETICAL AVERAGE VALUE ,	TX401030
	*36H WITH ANY DEGREE OF SERICUSNESS UN-)	TX401040
100	FORMAT (1X,36H)PAT WOULD BE OBTAINED IF IT WERE ,	TX401050
	236H LESS EACH VALLE IS ACCOMPANIED BY/	TX401060
	31X,36H)POSSIBLE TC REPEAT THE MEASUREMENT ,	TX401070
	436H A REALISTIC UNCERTAINTY STATEMENT./	TX401080
	51X,36H)MANY TIMES CVER A WIDE VARIETY OF ,	TX401090
	636H /	TX401100
	71X,36H)CONDITIONS, E.G., SUBSTITUTE THE ,	TX401110
	836H /	TX401120
	91X,36H)WEIGHT FCR ONE OF THE CHECK ,	TX401130
	*36H)	TX401140
110	FORMAT (1X,36H)STANDARDS. THIS MEANS THAT THE ,	TX401150
	236H /	TX401160
	31X,36H)UNCERTAINTY EAND CENTERED ON THE ,	TX401170
	436H /	TX401180
	51X,36H)VALUES OBTAINED FROM EACH OF TWO ,	TX401190
	636H /	TX401200
	71X,36H)MEASUREMENTS OF THE SAME OBJECT ,	TX401210
	836H /	TX401220
	91X,36H)CVER SOME ARBITRARY TIME INTERVAL ,	TX401230
	*36H)	TX401240
	END	TX401250
--- TEXTS SUBPRGGRAM ---		
	SUBROUTINE TEXTS	TX500010
	C*****TX500020	TX500020
	C** SUBROUTINE OF THE NATIONAL BUREAU OF STANDARDS MASS CALIBRATION **TX500030	TX500030
	C** PROGRAM VERSION OF SEPT. 10, 1971 WRITTEN BY R.C. RAYECLD **TX500040	TX500040
	C** AND MRS.F.N.VARNER **TX500050	TX500050
	C** MODIFIED BY R. N. VARNER SEPT 1977 **TX500060	TX500060
	C*****TX500070	TX500070
	COMMEN/UNITIO/IR, IW, IP, IPL, ITMP	TX500080
	WRITE (IW, 10)	TX500090
	WRITE (IW, 20)	TX500100
	WRITE (IW, 30)	TX500110
	WRITE (IW, 40)	TX500120
	WRITE (IW, 50)	TX500130
	WRITE (IW, 60)	TX500140

	WRITE (IW,70)		TX500150
	WRITE (IW,80)		TX500160
	WRITE (IW,90)		TX500170
	WRITE (IW,100)		TX500180
	WRITE (IW,110)		TX500190
	RETURN		TX500200
C*****			TX500210
C**	FORMAT STATEMENTS		**TX500220
C*****			TX500230
10	FORMAT (1X,36H	,	TX500240
	236H)	TX500250
20	FORMAT (1X,36H	REFERENCES,	TX500260
	236H	/	TX500270
	31X,36H	,	TX500280
	436H	/	TX500290
	51X,36H	THE FOLLOWING REFERENCES ARE SUGGEST,	TX500300
	636H	FOR DETAILED DESCRIPTION OF	TX500310
	71X,36H	PRINCIPALS OF THIS REPORT, AND FOR GE.	TX500320
	836H	GENERAL INFORMATION CONCERNING THE	TX500330
	91X,36H	MASS MEASUREMENT PROCESS:	TX500340
	*36H)	TX500350
30	FORMAT (1X,36H	,	TX500360
	236H	/	TX500370
	31X,36H	1.PCINTIUS, F. E., AND CAMERON, J. M.	TX500380
	436H.	/	TX500390
	51X,36H	REALISTIC UNCERTAINTIES AND THE M.	TX500400
	636H	MASS MEASUREMENT PROCESS	TX500410
	71X,36H	NAT. BUR. STAND. (U.S.), MCNOGR.	TX500420
	836H	103	TX500430
	91X,36H	(AUG. 15. 1967)	TX500440
	*36H)	TX500450
40	FORMAT (1X,36H	,	TX500460
	236H	/	TX500470
	31X,36H	2.PCINTIUS, F. E.	TX500480
	436H	/	TX500490
	51X,36H	MEASUREMENT PHILOSOPHY OF THE PIL.	TX500500
	636H	TEST PROGRAM FOR MASS CALIBRATION	TX500510
	71X,36H	NAT. BUR. STAND. (U.S.) TECH. NOT.	TX500520
	836H	288	TX500530
	91X,36H	(MAY 6, 1966)	TX500540
	*36H)	TX500550
50	FORMAT (1X,36H	,	TX500560
	236H	/	TX500570
	31X,36H	3.BOWMAN, F. A., AND SCHONOVER, R.,	TX500580
	436H	M. WITH APPENDIX BY MILDRED JONES	TX500590
	51X,36H	PROCEDURE FOR HIGH PRECISION DENS.	TX500600
	636H	MEASUREMENTS BY HYDROSTATIC	TX500610
	71X,36H	WEIGHING	TX500620
	836H	/	TX500630
	91X,38H	J. RES. NAT. BUR. STAND. (U.S.) 71C,	TX500640
	*36H.	ENGINEERING AND INSTRUMENTATION	TX500650
60	FORMAT (1X,36H	NO. 3, 179-198 (JULY-AUG. 1967)	TX500660
	236H	/	TX500670
	31X,36H	,	TX500680
	436H	/	TX500690
	51X,36H	4.NATRELLA, M. E.	TX500700
	636H	/	TX500710
	71X,36H	EXPERIMENTAL STATISTICS	TX500720

	836H	/		TX500730
	91X,36H	NAT. BUR. STAND. (U.S.) HANDBOOK ,		TX500740
	*36H91)		TX500750
70	FORMAT (1X,36H	(AUGUST 1, 1963)	,	TX500760
	236H	/		TX500770
	31X,36H	,		TX500780
	436H	/		TX500790
	51X,36H	5.KU, H. H.	,	TX500800
	636H	/		TX500810
	71X,36H	PRECISION MEASUREMENT AND CALIBRA,		TX500820
	836HTICN	- SELECTED NES PAPERS ON	/	TX500830
	91X,36H	STATISTICAL CCNCEPTS AND PROCEDUR,		TX500840
	*36HES)		TX500850
80	FORMAT (1X,36H	NAT. BUR. STAND. (U.S.) SPEC. PUB,		TX500860
	236HL. 300	/		TX500870
	31X,36H	VCL. 1 (FEB. 1969)	,	TX500880
	436H	/		TX500890
	51X,36H)		TX500900
90	FORMAT (1X,36H	6.PCNTIUS, P. E.	,	TX500910
	236H	/		TX500920
	31X,36H	MASS AND MASS VALUES	,	TX500930
	436H	/		TX500940
	51X,36H	NAT. BUR. STAND. (U.S.) MCNOGR. 1,		TX500950
	636H33	/		TX500960
	71X,36H	(JAN. 1974)	,	TX500970
	836H	/		TX500980
	91X,36H)		TX500990
	*36H)		TX501000
100	FORMAT (1X,36H	7.CAMERON, J. M., CROARKIN, C. C. A,		TX501010
	236HND	RAYBCLD, R. C.	/	TX501020
	31X,36H	DESIGNS FCR THE CALIBRATION OF ST,		TX501030
	436HANDARDS	OF MASS	/	TX501040
	51X,36H	NAT. BUR. STAND. (U.S.) TECH. NOT,		TX501050
	636HE 952	/		TX501060
	71X,36H	(JUNE 1977)	,	TX501070
	836H	/		TX501080
	91X,36H)		TX501090
	*36H)		TX501100
110	FORMAT (1X,36H	8.VARNER, R. N., AND RAYBOLD, R. C.,		TX501110
	236H	/		TX501120
	31X,36H	NATICNAL EUREAU CF STANDARDS MASS,		TX501130
	436H	CALIBRATICN COMPUTER SCFTWARE	/	TX501140
	51X,36H	NAT. BUR. STAND. (U.S.) TECH. NOT,		TX501150
	636HE	/		TX501160
	71X,36H	(IN PROCESS)	,	TX501170
	836H	/		TX501180
	91X,36H)		TX501190
	*36H)		TX501200
	END			TX501210
--- TEXT6 SUBPROGRAM ---				
	SUBROUTINE TEXT6			TX600010
C**	*****			TX600020
C**	SUBROUTINE OF THE NATICNAL BUREAU OF STANDARDS MASS CALIBRATION			**TX600030
C**	PRCGRAM VERSION CF SEPT. 10, 1971 WRITTEN BY R.C. RAYECLD			**TX600040
C**	AND MRS.R.N. VARNER			**TX600050
C**	MODIFIED BY R. N. VARNER SEPT 1977			**TX600060
C**	*****			TX600070
	COMMEN/UNITIO/IR, IW, IP, IPL, ITMF			TX600080

```

WRITE (IW,10) TX600090
WRITE (IW,20) TX600100
WRITE (IW,30) TX600110
RETURN TX600120
C*****TX600130
C** FORMAT STATEMENTS **TX600140
C*****TX600150
10 FORMAT (1X,36HTC BE PUBLISHED: , TX600160
236H / TX600170
31X,36H , TX600180
436H / TX600190
51X,36H 9.PCNTIUS, P. E. , TX600200
636H / TX600210
71X,36H THE ACCEPTED VALUES AND ASSOCIATE, TX600220
836HD UNCERTAINTY ESTIMATES OF THE NBS / TX600230
91X,36H STANDARDS AT THE 1 KG LEVEL , TX600240
*36H ) TX600250
20 FORMAT (1X,36H NAT. BUR. STAND. (U.S.) TECH. NOT, TX600260
236HE / TX600270
31X,36H (EXPECTED COMPLETION: 1975) , TX600280
436H / TX600290
51X,36H , TX600300
636H / TX600310
71X,36H 10.PCNTIUS, P. E. , TX600320
836H / TX600330
91X,36H DOCUMENTATION FOR THE MASS MEASUR, TX600340
*36HEMENT PROCESS AT NBS ) TX600350
30 FORMAT (1X,36H NAT. BUR. STAND. (U.S.) TECH. NOT, TX600360
236HE / TX600370
31X,36H (EXPECTED COMPLETION: 1974) , TX600380
436H ) TX600390
END TX600400
--- READ2 SUBPROGRAM ---
SUBROUTINE READ2 RD200010
C*****RD200020
C** SUBROUTINE OF THE NATIONAL BUREAU OF STANDARDS MASS CALIBRATION **RD200030
C** PROGRAM VERSION OF SEPT.10,1971 WRITTEN BY R.C.RAYBOLD **RD200040
C** AND MRS.R.N.VARNER **RD200050
C** MODIFIED BY R. N. VARNER SEPT 1979 **RD200060
C*****RD200070
C** SUBROUTINE TO READ DATA FOR EACH NEW SERIES **RD200080
C*****RD200090
C** DIMENSION FOR COMMON /PRT1/ VARIABLES **RD200100
C*****RD200110
DIMENSION B1(72),B2(72),B3(72),B4(72),B5(72),B6(72),B7(72), RD200120
2 IDATE(3) RD200130
C*****RD200140
C** DIMENSION FOR COMMON /INPL/ VARIABLES **RD200150
C*****RD200160
DIMENSION AIDCST(5,15),ANCM(15),DENSTY(15),COEFEX(15),ACCVAL(15), RD200170
2 ARSTIN(15),ACKSTD(15),IRSTCU(15),IPRNT(15),DESMAT(15,50), RD200180
3 OBSERV(600),ALCOM(15,20) RD200190
C*****RD200200
C** DIMENSION FOR COMMON /RAREA/ VARIABLES **RD200210
C*****RD200220
DIMENSION AA(72),AAITEM(5) RD200230
C*****RD200240
C** DIMENSION FOR COMMON /PRTLE/ VARIABLE **RD200250

```



```

C*****RD200260
  DIMENSION PRTLEX(15)                                RD200270
C*****RD200280
C**  LABELED COMMON                                  **RD200290
C*****RD200300
  COMMON /PRT1/  E1,E2,E3,E4,E5,E6,E7,RANERR,SYSERR,TNCM,L1,L2,L3,L4,RD200310
  2 L5,L6,IDATE,IEREST                                RD200320
  COMMON /INPUT/ TEAR,PBAR,PEAR,STDEBA,SWT,VSWT,CEXSWT,AIDCST,ANQM, RD200330
  2 DENSITY,COEFEX,ACCVAL,ARSTIN,ACKSTD,DESMAT,CBSERV,VARBAL,ALCOM,T1PRD200340
  3 T2P,P1P,P2P,H1P,H2P,CP1,CP2,CT1,CT2,CH1,CH2,OT1P,OT2P,CF1P,OP2P, RD200350
  4 OH1P,CH2P,IOP,IEAL,NCES,NUNKN,IRSTCU,IPRNT,ITPOS,ICKUSD,ICALDS, RD200360
  5 LINVAR,N3,N4                                    RD200370
  COMMON /RAREA/ AA,AAITEM                            RD200380
  COMMON /PRTL/  FRTLEX                                RD200390
C*****RD200400
C**  SET UP VARIABLE FOR MAXIMUM NUMBER OF READINGS NR=50*12    **RD200410
C*****RD200420
  NR=50*12                                            RD200430
C*****RD200440
C**  READ ONE CARD--FREE FIELD                            **RD200450
C**    TYPE OF WEIGHING (N1)                            **RD200460
C**    TYPE OF BALANCE (N2)                             **RD200470
C**    TYPE OF UNITS OF INPUT (N3)                     **RD200480
C**    DIRECTION OF SCALE LEFT TO RIGHT OR RIGHT TO LEFT (N4) **RD200490
C**                                                    **RD200500
C**  WHERE                                               **RD200510
C**    N1 = 0      SINGLE TRANSFCSTION                 **RD200520
C**    N1 = 1      DOUBLE TRANSFCSTION                 **RD200530
C**    N1 = 2      SINGLE SUBSTITUTION                **RD200540
C**    N1 = 3      DOUBLE SUBSTITUTION                **RD200550
C**                                                    **RD200560
C**    N2 = 0      TWO PAN BALANCE                     **RD200570
C**    N2 = 1      ONE PAN BALANCE                    **RD200580
C**                                                    **RD200590
C**    N3 = 0      METRIC UNITS                       **RD200600
C**    N3 = 1      ENGLISH UNITS                     **RD200610
C**                                                    **RD200620
C**    N4 = 0      SCALE LEFT TO RIGHT (EG. 0 TO 100 OR -1 TO 1) **RD200630
C**    N4 = 1      SCALE RIGHT TO LEFT (EG. 100 TO 0 OR 1 TO -1) **RD200640
C*****RD200650
  CALL READIT (AA,1,AAITEM)                            RD200660
  N1=INT(AA(1)+.1)                                     RD200670
  N2=INT(AA(2)+.1)                                     RD200680
  N3=INT(AA(3)+.1)                                     RD200690
  N4=INT(AA(4)+.1)                                     RD200700
C*****RD200710
C**  READ DATE OF OBSERVATION,OPERATOR,BALANCE AND CHECK STANDARD **RD200720
C**  USED                                               **RD200730
C**  WHERE  NUMBERS ARE FREE FIELD ON THIS CARD  6 NUMBERS **RD200740
C**    MONTH AND DAY (2 DIGITS) YEAR (4 DIGITS)       **RD200750
C**    OPERATOR CODE (INTEGER)                        **RD200760
C**    BALANCE CODE (INTEGER)                        **RD200770
C**    CHECK STANDARD CODE (INTEGER)                  **RD200780
C*****RD200790
  CALL READIT (AA,1,AAITEM)                            RD200800
  IDATE(1)=INT(AA(1)+.1)                               RD200810
  IDATE(2)=INT(AA(2)+.1)                               RD200820
  IDATE(3)=INT(AA(3)+.1)                               RD200830

```

```

IOP=INT(AA(4)+.1) RD200840
IBAL=INT(AA(5)+.1) RD200850
ICKUSD=INT(AA(6)+.1) RD200860
C*****RD200870
C** READ TEMPERATURE,PRESSURE,HUMIDITY AND THEIR CCRRECTIONS **RD200880
C** ONE RECCRD FREE FIELD WITH ENTRIES IN THE FCLLCWING ORDER **RD200890
C** 1-TEMPERATURE AT BEGINNING OF THE SERIES IN DEGREES C **RD200900
C** 2-TEMPERATURE AT END OF THE SERIES IN DEGREES C **RD200910
C** 3-PRESSURE AT BEGINNING IN MM HG **RD200920
C** 4-PRESSURE AT END IN MM HG **RD200930
C** 5-HUMIDITY AT BEGINNING IN PERCENT **RD200940
C** 6-HUMIDITY AT END IN PERCENT **RD200950
C** 7-PRESSURE CORRECTION BEGINNING IN MM HG **RD200960
C** 8-PRESSURE CORRECTION END IN MM HG **RD200970
C** 9-TEMPERATURE CCRRECTION BEGINNING IN DEGREES C **RD200980
C** 10-TEMPERATURE CORRECTION END IN DEGREES C **RD200990
C** 11-HUMIDITY CORRECTION BEGINNING IN PERCENT **RD201000
C** 12-HUMIDITY CORRECTION END IN PERCENT **RD201010
C*****RD201020
CALL READIT (AA,1,AAITEM) RD201030
T1P=AA(1) RD201040
T2P=AA(2) RD201050
P1P=AA(3) RD201060
P2P=AA(4) RD201070
H1P=AA(5) RD201080
H2P=AA(6) RD201090
CP1=AA(7) RD201100
CP2=AA(8) RD201110
CT1=AA(9) RD201120
CT2=AA(10) RD201130
CH1=AA(11) RD201140
CH2=AA(12) RD201150
C*****RD201160
C** SAVE VALUES FOR OUTPUT **RD201170
C** COMPUTE AVERAGE CORRECTED TEMPERATURE, PRESSURE AND HUMIDITY **RD201180
C*****RD201190
OT1F=T1P RD201200
OT2F=T2P RD201210
OP1P=P1P RD201220
OP2F=P2P RD201230
OH1F=H1P RD201240
OH2F=H2P RD201250
T1P=T1P+CT1 RD201260
T2P=T2P+CT2 RD201270
P1P=P1P+CP1 RD201280
P2P=P2P+CP2 RD201290
H1P=H1P+CH1 RD201300
H2P=T2P+CH2 RD201310
TEAF=(T1P+T2P)/2. RD201320
PBAR=(P1P+P2P)/2. RD201330
HEAR=(H1P+H2P)/2. RD201340
C*****RD201350
C** ONE CARD IN THE FOLLCWING ORDER FREE FIELD **RD201360
C** 1. NUMBER OF OBSERVATION ( MAX. = 50 ) **RD201370
C** 2. NUMBER OF UNKNOWNS ( MAX. = 15 ) **RD201380
C** 3. CALIBRATION DESIGN CCDE ( INTEGER 0000 TO 9999 ) **RD201390
C** 4. NUMBER OF LINEAR COMBINATION ( MAX. = 20 ) **RD201400
C*****RD201410

```

```

CALL READIT (AA,1,AAITEM) RD201420
NOBS=INT(AA(1)+.1) RD201430
NUNKN=INT(AA(2)+.1) RD201440
ICALDS=INT(AA(3)+.1) RD201450
LINVAF=INT(AA(4)+.1) RD201460
C*****RD201470
C** ONE RECORD-FREE FIELD-WITH ENTRIES IN THE FCLLOWING ORDER **RD201480
C** 1. WITHIN STANDARD DEVIATION OF THE BALANCE IN MG **RD201490
C** 2. MASS VALUE IN MG OF THE SENSITIVITY WEIGHT **RD201500
C** 3. VOLUME OF THE SENSITIVITY WEIGHT IN CM3 **RD201510
C** 4. COEFFICIENT OF EXPANSION OF SENSITIVITY WEIGHT **RD201520
C** 5. BETWEEN STANDARD DEVIATION OF THE BALANCE IN MG **RD201530
C*****RD201540
CALL READIT (AA,1,AAITEM) RD201550
STDEBA=AA(1) RD201560
SWT=AA(2) RD201570
VSWT=AA(3) RD201580
CEXSWT=AA(4) RD201590
VAREAL=AA(5) RD201600
C*****RD201610
C** A GROUP OF N RECORDS (N=NUMBER OF UNKNOWN), EACH RECORD HAS **RD201620
C** INFORMATION IN THE FCLLOWING ORDER, ABOUT EACH WEIGHT **RD201630
C** 1. IN COLUMNS 1-15 IDENTIFICATION OF WEIGHTS (ALPHA-NUMERIC) **RD201640
C** **RD201650
C** THE REST OF THE INFORMATION ON EACH RECCRD IS FREE FIELD **RD201660
C** **RD201670
C** 2. WEIGHTS NOMINAL VALUE IN GRAMS ( POUNDS IF N3 = 1 ) **RD201680
C** 3. DENSITY OF THE WEIGHT IN CM3 **RD201690
C** 4. COEFFICIENT OF EXPANSION OF THE WEIGHT **RD201700
C** 5. ACCEPTED CORRECTION OF THE WEIGHT IN MG **RD201710
C*****RD201720
DO 20 I=1,NUNKN RD201730
CALL READIT (AA,16,AAITEM) RD201740
AIDCST(1,I)=AAITEM(1) RD201750
AIDCST(2,I)=AAITEM(2) RD201760
AIDCST(3,I)=AAITEM(3) RD201770
AIDCST(4,I)=AAITEM(4) RD201780
AIDCST(5,I)=AAITEM(5) RD201790
ANOM(I)=AA(1) RC201800
IF (N3.EQ.0) GC TC 10 RD201810
PRTL BX(I)=ANOM(I) RD201820
C*****RC201830
C** CCNVERT POUNDS TO GRAMS **RD201840
C*****RD201850
ANCM(I)=ANCM(I)*453.59237 RD201860
10 CONTINUE RD201870
DENSITY(I)=AA(2) RD201880
COEFEX(I)=AA(3) RD201890
ACCVAL(I)=AA(4) RD201900
20 CONTINUE RD201910
C*****RD201920
C** READ, FREE FIELD, ONE RECCRD A VECTOR CONSISTING OF 1'S OF 0'S **RD201930
C** USE A 1 IF WEIGHT IS INCLUDED IN RESTRAINT **RD201940
C** USE A 0 IF WEIGHT IS NOT INCLUDED IN THE RESTRAINT **RD201950
C** FOLLW ORDER OF INPUT **RD201960
C*****RD201970
CALL READIT (AA,1,AAITEM) RD201980
DO 30 I=1,NUNKN RD201990

```

```

30  ARSTIN(I)=AA(I) RD202000
C*****RD202010
C**  READ, FREE FIELD, ONE RECCRD CONSISTING OF 1'S AND 0'S **RD202020
C**  USE 1 IF WEIGHT IS INCLUDED IN CHECK STANDARD **RD202030
C**  USE 0 IF WEIGHT IS NOT INCLUDED IN CHECK STANDARD **RD202040
C**  FOLLOWW CRDR OF INFLT **RD202050
C*****RD202060
    CALL READIT (AA,1,AAITEM) RD202070
    DO 40 I=1,NUNKN RD202080
40  ACKSTD(I)=AA(I) RD202090
C*****RD202100
C**  READ, FREE FIELD, ONE RECCRD CONSISTING OF 1'S AND 0'S **RD202110
C**  USE 1 IF WEIGHT IS USED IN RESTRAINT FOR NEXT SERIES **RD202120
C**  USE 0 IF WEIGHT IS NOT USED IN RESTRAINT FOR NEXT SERIES **RD202130
C**  FOLLOWW CRDR ON INFLT **RD202140
C*****RD202150
    CALL READIT (AA,1,AAITEM) RD202160
    DO 50 I=1,NUNKN RD202170
50  IRSTCU(I)=INT(AA(I)+.1) RD202180
C*****RD202190
C**  READ IN FREE FIELD A CARD WITH A VECTOR OF 1 IF WEIGHT IS ONE **RD202200
C**  WHICH IS TO BE PRINTED IN THE REPORT AND 0 IF IT IS NOT, THE **RD202210
C**  READ, FREE FIELD, ONE RECCRD CONSISTING OF 1'S AND 0'S **RD202220
C**  USE 1 IF WEIGHT IS TO BE PRINTED IN REPORT **RD202230
C**  USE 0 IF WEIGHT IS OMITTED IN REPORT **RD202240
C**  USE CRDR CF INPUT **RD202250
C*****RD202260
    CALL READIT (AA,1,AAITEM) RD202270
    DO 60 I=1,NUNKN RD202280
60  IPRNT(I)=INT(AA(I)+.1) RD202290
C*****RD202300
C**  READ DESIGN MATRIX **RD202310
C**  READ IN N (NUMBER OF OBSERVATIONS) RECORDS WITH K (NUMBER **RD202320
C**  OF UNKNOWNS) **RD202330
C**  ENTRIES PER RECORD IN THE ORDER OF THE **RD202340
C**  IDENTIFICATION CARDS WHERE THE WEIGHING EQUATION ARE SET UP BY **RD202350
C**  A SERIES OF 0,-1 AND 1. RD202360
C*****RD202370
    DO 80 I=1,NOBS RD202380
    CALL READIT (AA,1,AAITEM) RD202390
    DO 70 J=1,NUNKN RD202400
    DESMAT(J,I)=AA(J) RD202410
70  CONTINUE RD202420
80  CONTINUE RD202430
C*****RD202440
C**  READ IN LINVAR (NUMBER OF LINEAR COMBINATIONS) RECORDS **RD202450
C**  TO COMPUTE VARIANCE OF LINEAR COMBINATIONS OF WEIGHTS **RD202460
C**  EACH RECORD CONTAINS K (NUMBER OF UNKNOWNS) ENTRIES **RD202470
C**  ENTRIES OF 0'S, -1'S, AND 1'S ARE USED **RD202480
C**  FOLLOWW CRDR OF INFLT **RD202490
C*****RD202500
    IF (LINVAR.EQ.0) GC TO 110 RD202510
    DO 100 I=1,LINVAR RD202520
    CALL READIT (AA,1,AAITEM) RD202530
    DO 90 J=1,NUNKN RD202540
    ALCCM(J,I)=AA(J) RD202550
90  CONTINUE RD202560
100 CONTINUE RD202570

```

```

C*****RD202580
C**  READ OBSERVATIONS FREE FIELD IN THE ORDER THAT THE DESIGN    **RD202590
C**  MATRIX IS READ                                                **RD202600
C**  READ ENTRIES AS DENOTED BY N1 AND N2 BELOW                    **RD202610
C**                                                                **RD202620
C**      N1 N2                                                       **RD202630
C**      2   1   X Y Z                                               **RD202640
C**      2   0   X1 X2 X3 Y1 Y2 Y3 Z1 Z2 Z3                        **RD202650
C**      0   0   X1 X2 X3 Y1 Y2 Y3 Z1 Z2 Z3                        **RD202660
C**      3   1   X Y Z W                                             **RD202670
C**      3   0   2-CARDS      X1 X2 X3 Y1 Y2 Y3                    **RD202680
C**                                                                **RD202690
C**      1   0   2-CARDS      X1 X2 X3 Y1 Y2 Y3                    **RD202700
C**                                                                **RD202710
C**                                                                **RD202720
C**                                                                **RD202730
C**  NOTES                                                           **RD202740
C**      1. ANY OTHER COMBINATION OF N1 AND N2 ASSUMES THERE ARE TWO **RD202750
C**  RECORDS, SIX ITEMS PER RECORD
C**      2. THE MAXIMUM NUMBER OF OBSERVATIONS IS 50 SO YOU MAY HAVE UP **RD202760
C**  TO 600 READINGS GIVEN HERE
C**      3. NO MORE OBSERVATIONS ARE STORED WHEN                    **RD202780
C**  -20000 IS ENCOUNTERED                                         **RD202790
C*****RD202800
110  DO 120 K=1,NR                                                  RD202810
      OBSERV(K)=0.0                                               RD202820
120  CCNTINUE                                                    RD202830
      K=1                                                         RD202840
C*****RD202850
C**  SET UP FLAGS FOR TYPE OF WEIGHING                             **RD202860
C*****RD202870
      IF (N1.EQ.2.AND.N2.EQ.1) GO TO 130                          RD202880
      IF (N1.EQ.2.AND.N2.EQ.0) GO TO 140                          RD202890
      IF (N1.EQ.0.AND.N2.EQ.0) GO TO 150                          RD202900
      IF (N1.EQ.3.AND.N2.EQ.1) GO TO 160                          RD202910
      IF (N1.EQ.3.AND.N2.EQ.0) GO TO 170                          RD202920
      IF (N1.EQ.1.AND.N2.EQ.0) GO TO 180                          RD202930
      GO TO 180                                                    RD202940
130  IA=3                                                         RD202950
      ITPCS=1                                                       RD202960
      GO TO 190                                                    RD202970
140  IA=5                                                         RD202980
      ITPCS=2                                                       RD202990
      GO TO 190                                                    RD203000
150  IA=5                                                         RD203010
      ITPCS=3                                                       RD203020
      GO TO 190                                                    RD203030
160  IA=4                                                         RD203040
      ITPCS=4                                                       RD203050
      GO TO 190                                                    RD203060
170  IA=6                                                         RD203070
      ITPCS=5                                                       RD203080
      GO TO 190                                                    RD203090
180  IA=6                                                         RD203100
      ITPCS=6                                                       RD203110
      GO TO 190                                                    RD203120
C*****RD203130
C**  READ OBSERVATIONS--FREE FIELD INPUT                          **RD203140
C**  THE NUMBER -20000 DENOTES LAST CARD FOR A SERIES           **RD203150

```

```

C*****RD203160
190 CALL READIT (AA,1,AAITEM) RD203170
    IF (AA(1).LE.-19999.) GO TO 210 RD203180
    DO 200 I=1,IA RD203190
    OBSERV(K)=AA(I) RD203200
    K=K+1 RD203210
200 CONTINUE RD203220
    GO TO 190 RD203230
210 RETURN RD203240
    END RD203250
--- SPINV SUEPROGRAM ---
    SUBROUTINE SPINV (A,M,KK,ISIG) INV00010
C*****INV00020
C** SUBROUTINE OF THE NATIONAL BUREAU OF STANDARDS MASS CALIBRATION **INV00030
C** PROGRAM VERSION OF SEPT.10,1971 WRITTEN BY R.C.RAYBOLD **INV00040
C** AND MRS.R.N.VARNER **INV00050
C** MODIFIED BY R. N. VARNER SEPT 1979 **INV00060
C*****INV00070
C** MATRIX INVERSION WITH MINIMUM ROUND OFF ERROR ACCUMULATION. **INV00080
C** WRITTEN BY MRS.S.T.PEAVY, STATISTICAL ENGINEERING LABORATORY, **INV00090
C** NATIONAL BUREAU OF STANDARDS, WASHINGTON, D.C. 20234 **INV00100
C** A IS THE MATRIX TO BE INVERTED **INV00110
C** M IS THE NUMBER OF ROWS IN MATRIX **INV00120
C** KK IS THE NUMBER OF COLUMNS IN MATRIX **INV00130
C** ISIG=0 INVERSE SUCCESSFUL **INV00140
C** ISIG=4 SINGULAR MATRIX **INV00150
C** ISIG=-1 CHECK ON I(IDENTITY)-A*A(INVERSE) FAILED **INV00160
C*****INV00170
    DIMENSION A(1) INV00180
    COMMON /INVCST/ ZERMAC INV00190
C*****INV00200
C** SAVE ORIGINAL MATRIX **INV00210
C*****INV00220
    CALL SAVMTX (M) INV00230
    ISIG=0 INV00240
    N=M INV00250
    NN=KK INV00260
    N2=N+N INV00270
    DO 30 J=1,N INV00280
    NJCCL=(N+J-1)*NN INV00290
    DO 30 I=1,N INV00300
    KINJ=NJCCL+I INV00310
    IF (I-J) 10,20,10 INV00320
10 A(KINJ)=0. INV00330
    GO TO 30 INV00340
20 A(KINJ)=1. INV00350
30 CONTINUE INV00360
C*****INV00370
C** DETERMINE MAXIMUM ABSOLUTE OF VARIABLE BEING ELIMINATED. **INV00380
C*****INV00390
    L=0 INV00400
40 L=L+1 INV00410
    LCCL=NN*L-NN INV00420
    KLL=LCCL+L INV00430
    IF (L-N) 50,100,200 INV00440
C*****INV00450
C** FIND THE LARGEST ELEMENT IN THE LTH COLUMN. **INV00460
C*****INV00470

```

```

50      J1=L                                INV00480
      C=AES(A(KLL))                          INV00490
      L1=L+1                                INV00500
      DO 70 I=L1,N                          INV00510
      KIL=LCCL+I                            INV00520
      X=AES(A(KIL))                          INV00530
      IF (C-X) 60,70,70                     INV00540
C***** INV00550
C** RECCRD THE NUMBER CF THE RCW HAVING THE GREATER ELEMENT. ** INV00560
C***** INV00570
60      J1=I                                INV00580
C***** INV00590
C** C BECCMES THE GREATER. ** INV00600
C***** INV00610
      C=X                                    INV00620
70      CCNTINUE                            INV00630
C***** INV00640
C** INTERCHANGE ROW J1 WITH RCW L. J1 IS THE ROW WITH THE LARGEST ** INV00650
C** ELEMENT TEST TO SEE IF INTERCHANGING IS NECESSARY. ** INV00660
C***** INV00670
      IF (J1-L) 80,100,80                   INV00680
80      DO 90 J=L,N2                         INV00690
      JCOL=NN*J-NN                          INV00700
      KJIJ=JCCL+J1                          INV00710
      HOLD=A(KJIJ)                          INV00720
      KLJ=JCCL+L                            INV00730
      A(KJIJ)=A(KLJ)                        INV00740
      A(KLJ)=HCLD                           INV00750
90      CONTINUE                            INV00760
C***** INV00770
C** IF THE LARGEST ABSOLUTE ELEMENT IN A CCLUMN IS ZERC WE HAVE ** INV00780
C** A SINGULAR MATRIX ** INV00790
C***** INV00800
100     IF (ABS(A(KLL))-ZERMAC) 110,110,120 INV00810
110     ISIG=4                               INV00820
      GO TO 200                              INV00830
C***** INV00840
C** ZERC ALL THE ELEMENTS IN THE LTH COLUMN BUT THE PIVGTAL ELEMENT ** INV00850
C***** INV00860
120     L1=1                                 INV00870
      L2=L-1                                 INV00880
      IF (L2) 130,130,150                   INV00890
130     IF (L-N) 140,170,140                INV00900
140     L1=L+1                               INV00910
      L2=N                                   INV00920
150     DO 160 I=L1,L2                       INV00930
      KIL=LCCL+I                            INV00940
      Z=-A(KIL)/A(KLL)                       INV00950
      DO 160 J=L,N2                          INV00960
      JCOL=NN*J-NN                          INV00970
      KIJ=JCCL+I                            INV00980
      KLJ=JCCL+L                            INV00990
160     A(KIJ)=A(KIJ)+Z*A(KLJ)               INV01000
      IF (N-L2) 40,40,130                   INV01010
C***** INV01020
C** DIVIDE BY DIAGCNAL ELEMENTS. ** INV01030
C***** INV01040
170     DO 180 I=1,N                         INV01050

```

```

      KKK=NN*I-NN+I
      ZZ=A(KKK)
      DO 180 J=1,N2
      KKI=NN*J-NN+I
180   A(KKI)=A(KKI)/ZZ
C*****
C**   RETURN AFTER PUTTING A INVERSE INTO B
C*****
      DO 190 J=1,N
      JCOL=NN*J-NN
      NJCCL=NN*N+JCOL
      DO 190 I=1,N
      KIJ=JCOL+I
      KINJ=NJCOL+I
190   A(KIJ)=A(KINJ)
C*****
C**   CHECK SUCCESS OR FAILURE OF MATRIX INVERSION
C*****
      CALL INVCHK (A,M,KK,ISIG)
200   RETURN
      END
--- SAVMTX SUBPROGRAM ---
      SUBROUTINE SAVMTX (M)
C*****
C**   SUBROUTINE OF THE NATIONAL BUREAU OF STANDARDS MASS CALIBRATION
C**   PROGRAM VERSION OF SEPT.10,1971   WRITTEN BY R.C.RAYECLD
C**   AND MRS.R.N.VARNER
C**   MODIFIED BY R. N. VARNER SEPT 1979
C*****
C**   SUBROUTINE TO SAVE ORIGINAL MATRIX BEFORE INVERSION
C**   MATRIX IS IN Y AND IS STORED IN B
C*****
C**   DIMENSION FOR COMMON /CHECK/ VARIABLES
C*****
      DIMENSION B(289),Y(578)
C*****
C**   LABELED COMMON
C*****
      COMMON /CHECK/ CHKMA,B,Y
      MA=M*M
      DO 10 I=1,MA
10    B(I)=Y(I)
      RETURN
      END
--- INVCHK SUBPROGRAM ---
      SUBROUTINE INVCHK (A,M,KK,ISIG)
C*****
C**   SUBROUTINE OF THE NATIONAL BUREAU OF STANDARDS MASS CALIBRATION
C**   PROGRAM VERSION OF SEPT.10,1971   WRITTEN BY R.C.RAYECLD
C**   AND MRS.R.N.VARNER
C**   MODIFIED BY R. N. VARNER SEPT 1979
C*****
C**   SUBROUTINE TO CHECK I-AA(INV)
C**   A IS INVERTED MATRIX
C**   B IS ORIGINAL MATRIX
C**   M IS NUMBER OF ROWS IN MATRIX
C**   KK IS NUMBER OF COLUMNS IN MATRIX
C**   ISIG=-1 IF I-AA(INV) FAILS

```



```

C***** IVC00140
      DIMENSION A(1) IVC00150
C***** IVC00160
C** DIMENSION FOR CCMCN /CHECK/ ** IVC00170
C***** IVC00180
      DIMENSION B(289),Y(578) IVC00190
C***** IVC00200
C** LABELED COMMON ** IVC00210
C** ** IVC00220
      COMMON /CHECK/ CHCKMA, E, Y IVC00230
      N=M IVC00240
      NN=KK IVC00250
C***** IVC00260
C** RESTCRE ORIGINAL MATRIX ** IVC00270
C***** IVC00280
      NP=N*N IVC00290
      DO 10 J=1, NP IVC00300
      NP2=NP+J IVC00310
10 A(NP2)=B(J) IVC00320
C***** IVC00330
C** B=I-AA(INV) ** IVC00340
C***** IVC00350
      IBP=1 IVC00360
      K=1 IVC00370
      DO 60 J=1, NN IVC00380
      IAF=N*N+1 IVC00390
      DO 50 KA=1, N IVC00400
      IA=IAF IVC00410
      IB=IBP IVC00420
      B(K)=0.0 IVC00430
      DO 20 I=1, NN IVC00440
      B(K)=B(K)+A(IA)*A(IB) IVC00450
      IB=IB+1 IVC00460
20 IA=IA+N IVC00470
      IF (J.EQ.KA) GO TO 30 IVC00480
      B(K)=-B(K) IVC00490
      GO TO 40 IVC00500
30 B(K)=1.0-B(K) IVC00510
40 IAF=IAF+1 IVC00520
50 K=K+1 IVC00530
60 IBP=IBP+N IVC00540
C***** IVC00550
C** PICK UP THE LARGEST ABSCLLTE VALUE FROM I-AA(INV) ** IVC00560
C***** IVC00570
      BIG=AES(B(1)) IVC00580
      J=N*N IVC00590
      DO 70 I=2, J IVC00600
70 BIG=AMAX1(BIG, AES(B(I))) IVC00610
C***** IVC00620
C** IF CGNDITION IS NCT MET SET SIGNAL (ISIG)=-1 ** IVC00630
C** CHCKMA=.01*S.D. OF EALANCE(INPUT VALUE) ** IVC00640
C***** IVC00650
      IF (EIG.LE.CHCKMA) RETURN IVC00660
      ISIG=-1 IVC00670
      RETURN IVC00680
      END IVC00690
--- PRINT2 SUBPROGRAM ---
      SUBROUTINE PRINT2

```

PR20010

```

*****PR200020
C**  SUBROUTINE OF THE NATIONAL BUREAU OF STANDARDS MASS CALIBRATION **PR200030
C**  PROGRAM VERSION OF SEPT. 10, 1971   WRITTEN BY R.C.RAYECLD   **PR200040
C**  AND MRS.R.N.VARNER                   **PR200050
C**  MODIFIED BY R. N. VARNER SEPT 1979   **PR200060
*****PR200070
C**  SUBROUTINE TO PRINT PAGES FOR ONE SERIES **PR200080
*****PR200090
C**  DIMENSION FOR COMMON /PRT1/ VARIABLES **PR200100
*****PR200110
C**  DIMENSION B1(72),B2(72),B3(72),B4(72),B5(72),B6(72),B7(72), PR200120
      2 IDATE(3) PR200130
*****PR200140
C**  DIMENSION FOR COMMON /INPLT/ VARIABLES **PR200150
*****PR200160
C**  DIMENSION AIDCST(5,15),ANCM(15),DENSTY(15),COEFEX(15),ACCVAL(15), PR200170
      2 ARSTIN(15),ACKSTD(15),IRSTCU(15),IPRNT(15),DESMAT(15,50), PR200180
      3 CBSERV(600),ALCOM(15,20) PR200190
*****PR200200
C**  DIMENSION FOR COMMON /COMPLT/ VARIABLES **PR200210
*****PR200220
C**  DIMENSION SWTPRT(50),A(50),DELTA(50),OBSCOR(15),COMVOL(15), PR200230
      2 SERROR(15),TRISIG(15),TCTUN(15),DRIFT(50),ZERO(50),COMVOP(15), PR200240
      3 CORR5A(20),SIG35A(20),UNC5A(20),IOTSTR(50),SER5A(20),DS1(50) PR200250
*****PR200260
C**  DIMENSION FOR SUBROUTINE PRINT2 **PR200270
*****PR200280
C**  DIMENSION ITEMP(15),KTEMP(15),JTEMP(20) PR200290
*****PR200300
*****PR200310
C**  DIMENSION FOR COMMON /CHECK/ VARIABLES **PR200320
*****PR200330
C**  DIMENSION B(289),Y(578) PR200340
*****PR200350
C**  DIMENSION FOR COMMON /PRTLX/ VARIABLES **PR200360
*****PR200370
C**  DIMENSION PRTLX(15) PR200380
*****PR200390
C**  LAELEC COMMON **PR200400
*****PR200410
C**  COMMON /PRT1/ B1,B2,B3,B4,B5,B6,B7,FANERR,SYSERR,TNOM,L1,L2,L3,L4, PR200420
      2 L5,L6,IDATE,IEREST PR200430
      COMMON /PRT2/ IPAGE,NOSER,IPGCT PR200440
      COMMON /INPUT/ TBAR,PBAR,FBAR,STDEBA,SWT,VSWT,CEXSWT,AIDCST,ANCM, PR200450
      2 DENSTY,COEFEX,ACCVAL,ARSTIN,ACKSTD,DESMAT,CBSERV,VARBAL,ALCOM,T1PR200460
      3,T2F,P1P,P2P,H1P,F2P,CP1,CP2,CT1,CT2,CF1,CF2,OT1P,OT2P,CF1P,OP2P, PR200470
      4 OH1P,OH2P,IOP,IEAL,NOES,NUNKN,IRSTCU,IPRNT,ITPOS,ICKUSD,ICALDS, PR200480
      5 LINVAR,N3,N4 PR200490
      COMMON /COMPUT/ CESCOR,CORR,VOLRES,RHOA,SWTFRT,F,DELTA,CCMVCL, PR200500
      2 SERROR,TRISIG,TCTUN,ACCRF,CCRFES,TMSUM,VOLSUM,SERSUM,T3SIG,ALOADP PR200510
      3,OBSTD,FRATIO,CBCCCK,OBSCK,TVAL,DRIFT,ZERO,V2TAU,STAR,CCMVOP, PR200520
      4 CORR5A,SIG35A,UNC5A,RHOAA,RHOAB,SER5A,DS1,NDGFR,ISWTRCH,IFLAG, PR200530
      5 IRCUT,IOTSTR,JSTAR PR200540
      COMMON /PRTLX/ PRTLX PR200550
      COMMON /CHECK/ CHCKMA,B,Y PR200560
      COMMON /UNITIO/ IR,Iw,IP,IPL,ITMP PR200570
      COMMON /DPFDVL/ KFC(18) PR200580
      COMMON /PCHOUT/ NTCP PR200590

```

```

*****PR200600
C**  TYPE STATEMENT **PR200610
*****PR200620
DOUBLE PRECISION CESCOR PR200630
*****PR200640
NOSER=NCSE+1 PR200650
ITST=1 PR200660
IF (NOSER,NE,1) GC TC 10 PR200670
NTOP=0 PR200680
REWIND ITMP PR200690
*****PR200700
C**  WRITE FIRST PAGE OF SERIES **PR200710
*****PR200720
10  CALL HEADPG PR200730
CALL CHKLN (2) PR200740
WRITE (IW,1140) STDEBA,VAREAL PR200750
CALL CHKLN (3) PR200760
WRITE (IW,1150) ICALDS PR200770
DO 15 I=1,NUNKN PR200780
15  ITEMP(I)=ARSTIN(I) PR200785
CALL CHKLN (1) PR200790
WRITE (IW,1160) (ITEMP(I),I=1,NUNKN) PR200800
CALL CHKLN (6) PR200810
WRITE (IW,1170) CCRR,TEAR,VCLRES,SYSERR,RANERR PR200820
DO 20 I=1,NUNKN PR200830
20  ITEMP(I)=ACKSTD(I) PR200840
CALL CHKLN (1) PR200850
WRITE (IW,1190) ICKUSD PR200860
CALL CHKLN (1) PR200870
WRITE (IW,1180) (ITEMP(I),I=1,NUNKN) PR200880
CALL CHKLN (1) PR200890
WRITE (IW,1200) V2TAU PR200900
DO 30 I=1,NUNKN PR200910
30  ITEMP(I)=IPRNT(I) PR200920
CALL CHKLN (1) PR200930
WRITE (IW,1040) (ITEMP(I),I=1,NUNKN) PR200940
CALL CHKLN (15) PR200950
WRITE (IW,1210) T1F,T2P,TEAR,P1P,P2P,PBAR,H1P,H2P,HEAR,RF CAB,RHOA PR200960
2,RHCA,CT1,CT2,CP1,CP2,CH1,CH2,CT1P,OT2P,OP1P,OP2P,OH1P,OH2P PR200970
CALL CHKLN (3) PR200980
IF (N3.EQ.0) GO TC 70 PR200990
*****PR201000
C**  OUTFUT IN ENGLISH (FGUNDS) **PR201010
*****PR201020
WRITE (IW,1220) PR201030
DO 60 I=1,NUNKN PR201040
CALL CHKLN (1) PR201050
IF (ACCVAl(I)) 40,50,40 PR201060
40  WRITE (IW,1230) (AIDCST(IU,I),IU=1,5),PRTLEX(I),DENSTY(I),COEFEX( IPR201070
2),ACCVAl(I) PR201080
GO TC 60 PR201090
50  WRITE (IW,1230) (AIDCST(IU,I),IU=1,5),PRTLEX(I),DENSTY(I),COEFEX( IPR201100
2) PR201110
60  CCNTINUE PR201120
GO TC 110 PR201130
*****PR201140
C**  OUTPUT IN METRIC (GRAMS) **PR201150
*****PR201160

```

70	WRITE (IW,1250)	PR201170
	DO 100 I=1,NUNKN	PR201180
	CALL C+KLN (1)	PR201190
	IF (ACCVAL(I)) 80,90,80	PR201200
80	WRITE (IW,1240) (AIDCST(IU,I),IU=1.5),ANOM(I),DENSTY(I),CCEFEX(I),	PR201210
	2ACCVAL(I)	PR201220
	GO TO 100	PR201230
90	WRITE (IW,1240) (AIDCST(IU,I),IU=1.5),ANOM(I),DENSTY(I),CCEFEX(I)	PR201240
100	CCNTINUE	PR201250
C*****		PR201260
C**	WRITE SECCND PAGE CF SERIES	**PR201270
C*****		PR201280
110	CALL HEADPG	PR201290
	CALL CHKLN (3)	PR201300
	WRITE (IW,1150) ICALDS	PR201310
	CALL CHKLN (2)	PR201320
	IF (N3.EQ.0) GO TO 210	PR201330
C*****		PR201340
C**	OUTPUT IN ENGLISH UNITS	**PR201350
C**	JFLAG=1 PCUNDS	**PR201360
C**	JFLAG=2 MILLI-PCUNDS	**PR201370
C**	JFLAG=3 MICRO-PCUNDS	**PR201380
C*****		PR201390
	JFLAG=1	PR201400
	IF (PRTL BX(1).LT.0.001) GC TO 120	PR201410
	IF (PRTL BX(1).LT.1.0) JFLAG=2	PR201420
	GO TO 130	PR201430
120	JFLAG=3	PR201440
130	DO 170 I=1,NUNKN	PR201450
	GO TO (140,150,160), JFLAG	PR201460
140	KTEMP(I)=INT(PRTL BX(I)+.5)	PR201470
	GO TO 170	PR201480
150	KTEMP(I)=INT(1000.*PRTL BX(I)+.5)	PR201490
	GO TO 170	PR201500
160	KTEMP(I)=INT(100000.*PRTL BX(I)+.5)	PR201510
170	CONTINUE	PR201520
	GO TO (180,190,200), JFLAG	PR201530
180	WRITE (IW,1050) (KTEMP(I),I=1,NUNKN)	PR201540
	GO TO 270	PR201550
190	WRITE (IW,1060) (KTEMP(I),I=1,NUNKN)	PR201560
	GO TO 270	PR201570
200	WRITE (IW,1070) (KTEMP(I),I=1,NUNKN)	PR201580
	GC TO 270	PR201590
C*****		PR201600
C**	OUTPUT IN METRIC	**PR201610
C**	JFLAG=1 GRAMS	**PR201620
C**	JFLAG=2 MILLIGRAMS	**PR201630
C*****		PR201640
210	JFLAG=1	PR201650
	IF (ANCM(1).LT.1.0) JFLAG=2	PR201660
	DO 240 I=1,NUNKN	PR201670
	GO TO (220,230), JFLAG	PR201680
220	KTEMP(I)=INT(ANCM(I)+.5)	PR201690
	GO TO 240	PR201700
230	KTEMP(I)=INT(ANCM(I)*1000.+5)	PR201710
240	CCNTINUE	PR201720
	GO TO (250,260), JFLAG	PR201730
250	WRITE (IW,1260) (KTEMP(I),I=1,NUNKN)	PR201740

```

GO TO 270
260 WRITE (IW,1270) (KTEMP(I),I=1,NUNKN)
C*****
C** SET UP AND PRINT DESIGN MATRIX
C*****
270 DO 310 I=1,NOBS
      DO 300 J=1,NUNKN
      IF (DESMAT(J,I).EQ.0.0) GC TO 280
      IF (DESMAT(J,I).EQ.1.0) GC TO 290
      ITEMP(J)=KFD(12)
      GO TO 300
280 ITEMP(J)=KFD(11)
      GO TO 300
290 ITEMP(J)=KFD(15)
300 CCNTINUE
      CALL CHKLN (1)
      WRITE (IW,1280) I, (ITEMP(J),J=1,NUNKN)
310 CONTINUE
      DO 340 J=1,NUNKN
      IF (ARSTIN(J).EQ.0.0) GO TO 320
      IF (ARSTIN(J).EQ.1.0) GO TO 330
      ITEMP(J)=KFD(12)
      GO TO 340
320 ITEMP(J)=KFD(11)
      GO TO 340
330 ITEMP(J)=KFD(15)
340 CONTINUE
      CALL CHKLN (1)
      WRITE (IW,1290) (ITEMP(J),J=1,NUNKN)
C*****
C** WRITE CBSERVATICS AS READ
C*****
      CALL CHKLN (3)
      WRITE (IW,1300)
      J=1
      CALL CHKLN (2)
      GO TO (350,390,400,450,470, 480), ITPOS
350 WRITE (IW,1310)
      DO 380 I=1,NOBS
      CALL CHKLN (1)
      IF (DS1(I).EQ.0.0) GO TO 360
      WRITE (IW,1370) I,CBSERV(J),CBSERV(J+1),OBSERV(J+2)
      GC TO 370
360 WRITE (IW,1370) I,CBSERV(J),OBSERV(J+1)
370 J=J+3
380 CONTINUE
      GO TO 510
C*****
390 WRITE (IW,1320)
      GC TO 410
400 WRITE (IW,1330)
410 DO 440 I=1,NOBS
      CALL CHKLN (2)
      IF (DS1(I).EQ.0.0) GC TO 420
      WRITE (IW,1380) I,CBSERV(J),OBSERV(J+1),OBSERV(J+2),OBSERV(J+3),OBSERV(J+4),
      2SERV(J+4),CBSERV(J+5),CBSERV(J+6),OBSERV(J+7),CESERV(J+8)
      GO TO 430
420 WRITE (IW,1390) I,CBSERV(J),OBSERV(J+1),OBSERV(J+2),OBSERV(J+3),OBSERV(J+4),OBSERV(J+5),OBSERV(J+6),OBSERV(J+7),OBSERV(J+8)

```

```

2SERV(J+4),CBSERV(J+5)
430 J=J+9
440 CCNTINUE
GO TC 510
C*****PR202330
450 WRITE (IW,1340)
DO 460 I=1,NOBS
CALL CTKLN (1)
WRITE (IW,1390) I,CBSERV(J),OBSERV(J+1),OBSERV(J+2),OBSERV(J+3)
J=J+4
460 CCNTINUE
GO TC 510
C*****PR202340
470 WRITE (IW,1350)
GO TC 490
480 WRITE (IW,1360)
490 JB=12
DO 500 I=1,NOBS
CALL CTKLN (2)
WRITE (IW,1400) I,(OBSERV(JA),JA=J,JB)
JB=JB+12
J=J+12
500 CCNTINUE
510 IF (IFLAG) 530,540,520
C*****PR202350
C** RETURN IF MATRIX IS SINGULAR **PR202360
C** OR INVERSE IS IN ERROR **PR202370
C*****PR202380
520 CALL CTKLN (3)
WRITE (IW,1410)
RETURN
530 CALL CTKLN (3)
WRITE (IW,1420)
M=NLNKN+2
MA=M*M+1
MB=MA+M*M-1
ABC=FLCAT(MB-MA+1)/5.0+3.0
IABC=(MB-MA+1)/5+3
IF (ABC.GT.FLOAT(IABC)) IABC=IABC+1
CALL CTKLN (IABC)
WRITE (IW,1430) (Y(I),I=MA,MB)
MA=1
MB=M*M
ABC=FLCAT(MB-MA+1)/5.0+3.0
IABC=(MB-MA+1)/5+3
IF (ABC.GT.FLOAT(IABC)) IABC=IABC+1
CALL CTKLN (IABC)
WRITE (IW,1440) (Y(I),I=MA,ME)
MB=M*M
ABC=FLCAT(MB)/5.0+3.0
IABC=MB/5+3
IF (ABC.GT.FLOAT(IABC)) IABC=IABC+1
CALL CTKLN (IABC)
WRITE (IW,1450) (B(I),I=1,MB)
RETURN
C*****PR202390
C** WRITE THIRD PAGE CF SERIES **PR202400
C*****PR202410

```

```

540 CALL HEADPG PR202910
CALL C+KLN (3) PR202920
WRITE (IW,1150) ICALDS PR202930
CALL C+KLN (5) PR202940
WRITE (IW,1460) SWT,VSWT,CEXSWT,STAR PR202950
CALL CHKLN (5) PR202960
GO TO (550,550,520,610,610, 630), ITPDS PR202970
550 WRITE (IW,1470) PR202980
DO 570 I=1,NOBS PR202990
CALL C+KLN (1) PR203000
IF (DS1(I).EQ.C.0) GC TC 560 PR203010
WRITE (IW,1540) I,IOTSTR(I),A(I),DELTA(I),SWTPRT(I),DS1(I) PR203020
GC TC 570 PR203030
560 WRITE (IW,1540) I,ICTSTR(I),A(I),DELTA(I),SWTPRT(I) PR203040
570 CCNTINUE PR203050
GO TC 650 PR203060
C*****PR203070
580 WRITE (IW,1490) PR203080
CALL CHKLN (1) PR203090
DO 600 I=1,NOBS PR203100
IF (DS1(I).EQ.0.0) GC TO 590 PR203110
WRITE (IW,1540) I,ICTSTR(I),A(I),DELTA(I),SWTPRT(I),ZERC(I),DS1(I) PR203120
GO TC 600 PR203130
590 WRITE (IW,1540) I,IOTSTR(I),A(I),DELTA(I),SWTPRT(I),ZERC(I) PR203140
600 CCNTINUE PR203150
GO TO 650 PR203160
C*****PR203170
610 WRITE (IW,1490) PR203180
DO 620 I=1,NOBS PR203190
CALL CHKLN (1) PR203200
WRITE (IW,1540) I,ICTSTR(I),A(I),DELTA(I),SWTPRT(I),DRIFT(I),DS1(I) PR203210
2) PR203220
620 CONTINUE PR203230
GC TC 650 PR203240
C*****PR203250
630 WRITE (IW,1500) PR203260
DO 640 I=1,NOBS PR203270
CALL C+KLN (1) PR203280
WRITE (IW,1540) I,ICTSTR(I),A(I),DELTA(I),SWTPRT(I),DRIFT(I),ZERO(PR203290
2I),DS1(I) PR203300
640 CCNTINUE PR203310
650 IF (JSTAR.EQ.0) GC TO 660 PR203320
CALL C+KLN (3) PR203330
WRITE (IW,1510) PR203340
660 CALL CHKLN (6) PR203350
IF (N3.EQ.0) GC TC 680 PR203360
C*****PR203370
C** ENGLISH UNITS **PR203380
C*****PR203390
WRITE (IW,1530) PR203400
DO 670 I=1,NUNKN PR203410
CALL C+KLN (1) PR203420
FGBSCR=CBSCOR(I) PR203430
WRITE (IW,1560) PRTLEX(I),FCBSCR,COMVOP(I),SERROR(I),TRISIG(I),TOTPR203440
2UN(I) PR203450
670 CONTINUE PR203460
GO TC 700 PR203470
C*****PR203480

```

```

C** METRIC UNITS **PR203490
C*****PR203500
680 WRITE (IW,1520) PR203510
      DO 690 I=1,NUNKN PR203520
      CALL CHKLN (1) PR203530
      FCBSCF=CBSCOR(I) PR203540
      WRITE (IW,1550) ANCM(I),FCBSCR,COMVGP(I),SEFFOR(I),TRISIG(I),TOTUNPR203550
2(I) PR203560
690 CCNTINUE PR203570
700 IF (ISWTCHEQ.0) GC TO 710 PR203580
      CALL CHKLN (3) PR203590
      WRITE (IW,1570) PR203600
710 CALL CHKLN (3) PR203610
      WRITE (IW,1580) TEAR PR203620
      XXXX=0.1*STDEBA PR203630
      XXXXX=ABS(ACORR-CCRFRES) PR203640
      IF (XXXXX.LE.XXXX) GO TO 720 PR203650
      CALL CHKLN (7) PR203660
      WRITE (IW,1590) ACCRR,CCRFRES PR203670
720 IF (IRGUTEQ.0.0) GO TO 730 PR203680
      CALL CHKLN (6) PR203690
      WRITE (IW,1600) (IRSTOU(I),I=1,NUNKN) PR203700
      WRITE (IW,1610) TMSUM,VCLSUM,SERSUM,T3SIG PR203710
C*****PR203720
C** WRITE LAST PAGE OF SERIES IF LINVAR NOT EQUAL TO ZERO **PR203730
C*****PR203740
730 IF (LINVAREQ.0) GC TO 930 PR203750
      CALL HEADPG PR203760
      CALL CHKLN (3) PR203770
      WRITE (IW,1150) ICALDS PR203780
      CALL CHKLN (3) PR203790
      WRITE (IW,1620) PR203800
      CALL CHKLN (1) PR203810
      IF (N3.EQ.0) GC TO 770 PR203820
C*****PR203830
C** ENGLISH UNITS **PR203840
C*****PR203850
      GO TO (740,750,760), JFLAG PR203860
740 WRITE (IW,1080) PR203870
      GO TO 800 PR203880
750 WRITE (IW,1090) PR203890
      GO TO 800 PR203900
760 WRITE (IW,1100) PR203910
      GO TO 800 PR203920
C*****PR203930
C** METRIC UNITS **PR203940
C*****PR203950
770 GO TO (780,790), JFLAG PR203960
780 WRITE (IW,1630) PR203970
      GO TO 800 PR203980
790 WRITE (IW,1640) PR203990
800 CALL CHKLN (1) PR204000
      WRITE (IW,1650) (KTEMP(I),I=1,NUNKN) PR204010
      DO 840 I=1,LINVAR PR204020
      JTEMP(I)=0 PR204030
      DO 830 J=1,NUNKN PR204040
      JTEMP(I)=JTEMP(I)+KTEMP(J)*INT(ALCOM(J,I)) PR204050
      IF (ALCOM(J,I).EQ.0.0) GO TO 810 PR204060

```


	IF (ALCCM(J,I).EQ.1.0) GC TC 820	PR204070
	ITEMP(J)=KFD(12)	PR204080
	GO TC 830	PR204090
810	ITEMP(J)=KFD(11)	PR204100
	GC TC 830	PR204110
820	ITEMP(J)=KFD(15)	PR204120
830	CCONTINUE	PR204130
	CALL C+KLN (1)	PR204140
	WRITE (IW,1660) JTEMP(I), (ITEMP(K),K=1,NUNKN)	PR204150
840	CCONTINUE	PR204160
	CALL C+KLN (8)	PR204170
	WRITE (IW,1670)	PR204180
	WRITE (IW,1680)	PR204190
	CALL C+KLN (2)	PR204200
	IF (N3.EQ.0) GO TO 880	PR204210
	GO TC (850,860,870), JFLAG	PR204220
850	WRITE (IW,1110)	PR204230
	GC TC 910	PR204240
860	WRITE (IW,1120)	PR204250
	GC TC 910	PR204260
870	WRITE (IW,1130)	PR204270
	GO TC 910	PR204280
880	GO TC (890,900), JFLAG	PR204290
890	WRITE (IW,1690)	PR204300
	GC TC 910	PR204310
900	WRITE (IW,1700)	PR204320
910	DO 920 I=1,LINVAR	PR204330
	CALL CHKLN (1)	PR204340
	WRITE (IW,1710) JTEMP(I), CORR5A(I), SER5A(I), SIG35A(I), UNCEA(I)	PR204350
920	CCONTINUE	PR204360
	C*****	PR204370
	C** WRITE LAST PAGE OF SERIES	**PR204380
	C*****	PR204390
930	CALL HEADPG	PR204400
	CALL CHKLN (2)	PR204410
	WRITE (IW,1720) ALCADP,IBFEST	PR204420
	CALL C+KLN (3)	PR204430
	WRITE (IW,1150) ICALDS	PR204440
	CALL C+KLN (9)	PR204450
	WRITE (IW,1730) OBSTD,STDEEA,NDGFR,FRATIO	PR204460
	C*****	PR204470
	C** COMPUTE F - VALUE	**PR204480
	C*****	PR204490
	PRETST=6.64	PR204500
	CALL CHKLN (4)	PR204510
	IF (NDGFR.EQ.1) GC TO 940	PR204520
	ANDGFR=NDGFR	PR204530
	PRETST=(1.0-2.0/(9.*ANDGFR)+2.32635*SQRT(2.0/(9.0*ANDGFR)))**3	PR204540
940	IF (FRATIO.GT.PRETST) GO TO 950	PR204550
	WRITE (IW,1740) PRETST	PR204560
	GO TC 960	PR204570
950	WRITE (IW,1750)	PR204580
	WRITE (IW,1760) PRETST	PR204590
	WRITE (IW,1750)	PR204600
	ITST=0	PR204610
960	DO 970 I=1,NUNKN	PR204620
970	ITEMP(I)=ACKSTD(I)	PR204630
	CALL C+KLN (3)	PR204640

```

WRITE (IW,1810)
CALL CHKLN (1)
WRITE (IW,1180) (ITEMP(I),I=1,NUNKN)
CALL CHKLN (1)
WRITE (IW,1190) ICKUSD
CALL CHKLN (1)
WRITE (IW,1200) V2TAU
CALL CHKLN (6)
WRITE (IW,1770) CBCOCK,OBESCK,TVAL
CALL CHKLN (1)
IF (OBESCK.NE.0.0) GO TO 980
WRITE (IW,1820)
980 IF (ABS(TVAL).GE.3.) GO TO 990
CALL CHKLN (3)
WRITE (IW,1780)
GO TO 1030
990 WRITE (IW,1750)
ITST=0
YXYX=0.0
DO 1000 I=1,NUNKN
1000 YXYX=YXYX+(ACKSTD(I)*SERRCR(I))
XYYX=ABS(TVAL)-(YXYX/OBESCK)
CALL CHKLN (3)
IF (XYYX.GE.3.) GO TO 1010
WRITE (IW,1790)
GO TO 1020
1010 WRITE (IW,1800)
ITST=0
1020 CONTINUE
CALL CHKLN (16)
WRITE (IW,1750)
1030 WRITE (IW,1210) T1P,T2P,TEAR,P1P,P2P,PBAR,H1P,H2P,HEAR,RHCAB,RHOAA
2,RHCA,CT1,CT2,CP1,CP2,CH1,CH2,CT1P,CT2P,OP1P,OP2P,OT1P,CH2P
DIFT=T2P-T1P
DIFP=P2P-P1P
DIFH=H2P-H1P
C*****PR205010
C** PUNCH CONTROL DATA RECORDS **PR205020
C*****PR205030
NTOP=NTOP*ITST
IF (ITST.EQ.0) RETURN
WRITE (ITMP) (IDATE(K),K=1,3),IBREST,ICKUSC,OBESCK,IBAL,OBSTD,NDGF
2R,ICALDS,TBAR,DIFT,PBAR,DIFP,HEAR,DIFH,RHOA,IOP
NTCF=NTOP+1
RETURN
C*****PR205050
C** FORMAT STATEMENTS **PR205110
C*****FR205120
1040 FORMAT (1X,13HREPCRT VECTOR,1X,15I5)
1050 FORMAT (6X,3H LE/6X,15I6)
1060 FORMAT (6X,9H MILLI-LB/6X,15I6)
1070 FORMAT (6X,9H MICRC-LE/6X,15I6)
1080 FORMAT (2X,4H(LE),6X,2FLB)
1090 FORMAT (1X,8HMILLI-LB,6X,8HMILLI-LB)
1100 FORMAT (1X,8HMICRC-LE,6X,8HMICRO-LE)
1110 FORMAT (2X,4H(LE),6X,4H(MG),7X,4H(MG),10X,4H(MG)/)
1120 FORMAT (1X,10H(MILLI-LB),3X,4H(MG),7X,4H(MG),10X,4H(MG),10X,4H(MG)PR205210
2/) PR205220

```

1130 FORMAT (1X,10H(MICRO-LB),3X,4H(MG),7X,4H(MG),10X,4H(MG),10X,4H(MG)PR205230
2/) PR205240
1140 FORMAT (50H ACCEPTED WITHIN STANDARD DEVIATION OF THE PROCESS,2X, PR205250
2 F13.5,3H MG/51H ACCEPTED BETWEEN STANDARD DEVIATION OF THE PRCCESPR205260
3S,1X,F13.5,3H MG) PR205270
1150 FORMAT (//20H CALIBRATION DESIGN ,I4) PR205280
1160 FORMAT (17H RESTRAINT VECTOR,1X,15I5) PR205290
1170 FORMAT (31H MASS CORRECTION OF RESTRAINT ,31X,F13.5,3H MG/ PR205300
2 46F VOLUME OF WEIGHTS BEING USED IN RESTRAINT AT F6.2,3H C ,7X, PR205310
3 F13.5,4H CM3/36H SYSTEMATIC ERROR IN THE RESTRAINT ,26X,F13.5, PR205320
4 3H MG/65H 3 STANDARD DEVIATION LIMIT FOR RANDCM ERROR AFFECTING RPR205330
5RESTRAINT ,F10.5,3F MG//) PR205340
1180 FORMAT (22H CHECK STANDARD VECTOR,1X,15I5) PR205350
1190 FORMAT (22H CHECK STANDARD USED ,I4) PR205360
1200 FORMAT (44H ACCEPTED MASS CORRECTION OF CHECK STANDARD ,F13.5, PR205370
2 3H MG) PR205380
1210 FORMAT (//16H TEST CONDITIONS,29X,6HBEFORE,7X,5H-AFTER,7X,7HAVERAGEPR205390
2/36H CORRECTED TEMPERATURE IN DEGREES C ,3F13.2/ PR205400
3 28F CORRECTED PRESSURE IN MM HG,9X,3F13.3/ PR205410
4 30F CORRECTED HUMIDITY IN PERCENT,6X,3F13.2/ PR205420
5 31H COMPUTED AIR DENSITY IN MG/CM3,7X,3F13.4/ PR205430
6 23F TEMPERATURE CORRECTION,14X,2F13.3/20H PRESSURE CORRECTION,17XPR205440
7,2F13.3/20H HUMIDITY CORRECTION,16X,2F13.2/ PR205450
8 34H OBSERVED TEMPERATURE IN DEGREES C,2X,2F13.2/ PR205460
9 28F OBSERVED PRESSURE IN MM HG ,9X,2F13.3/ PR205470
* 30H OBSERVED HUMIDITY IN PERCENT ,6X,2F13.2//) PR205480
1220 FORMAT (4X,13HWEIGHTS BEING,5X,7HNOMINAL,6X,7HDENSITY,5X, PR205490
2 11FCOEFFICIENT,3X,8HACCEPTED/8X,6HTESTED,7X,8HVALUE LB,3X, PR205500
3 12FG/CM3 AT 20C,2X,12HCF EXPANSION,2X,13HCCORRECTION MG/) PR205510
1230 FORMAT (1X,5A3,1X,F12.7,3X,F7.4,6X,F7.6,3X,F13.5) PR205520
1240 FORMAT (1X,5A3,1X,F12.4,3X,F7.4,6X,F7.6,3X,F13.5) PR205530
1250 FORMAT (4X,13HWEIGHTS BEING,5X,7HNOMINAL,6X,7HDENSITY,5X, PR205540
2 11FCOEFFICIENT,3X,8HACCEPTED/8X,6HTESTED,7X,8HVALUE G ,3X, PR205550
3 12FG/CM3 AT 20C,2X,12HOF EXPANSION,2X,13HCCORRECTION MG/) PR205560
1260 FORMAT (6X,6H GRAMS/6X,15I6) PR205570
1270 FORMAT (6X,3H MG/6X,15I6) PR205580
1280 FORMAT (3H A ,I2,1X,15(5X,A1)) PR205590
1290 FORMAT (3H R 3X,15(5X,A1)) PR205600
1300 FORMAT (//26H OBSERVATIONS IN DIVISIONS) PR205610
1310 FORMAT (39H SINGLE SUBSTITUTION SINGLE PAN BALANCE/) PR205620
1320 FORMAT (36H SINGLE SUBSTITUTION TWO PAN BALANCE/) PR205630
1330 FORMAT (37H SINGLE TRANSPOSITION TWO PAN BALANCE/) PR205640
1340 FORMAT (36H DOUBLE SUBSTITUTION ONE PAN BALANCE/) PR205650
1350 FORMAT (36H DOUBLE SUBSTITUTION TWO PAN BALANCE/) PR205660
1360 FORMAT (37H DOUBLE TRANSPOSITION TWO PAN BALANCE/) PR205670
1370 FORMAT (3H A ,I2,1X,3F11.4) PR205680
1380 FORMAT (3H A ,I2,1X,6F11.4/6X,3F11.4) PR205690
1390 FORMAT (3H A ,I2,1X,4F11.4) PR205700
1400 FORMAT (3H A ,I2,1X,6F11.4/6X,6F11.4) PR205710
1410 FORMAT (//19H MATRIX IS SINGULAR) PR205720
1420 FORMAT (//17HIERRCF IN INVERSE) PR205730
1430 FORMAT (//4H A =(5E16.8)) PR205740
1440 FORMAT (//12F A(INVERSE)=(5E16.8)) PR205750
1450 FORMAT (//15H I-AA(INVERSE)=(5E16.8)) PR205760
1460 FORMAT (//19H SENSITIVITY WEIGHT/5H MASS,2X,F13.5,3H MG/7H VOLUME, PR205770
2 2X,F13.5,12H CM3 AT 20 C/25H COEFFICIENT OF EXPANSION,2X,F8.6/5X,PR205780
3 11FS*=S-PV(S)=,1X,F13.5,3H MG) PR205790
1470 FORMAT (/36X,7HAVERAGE,6X,8FOBSERVED/13X,4FA(I),6X,8HDELTA(I),3X, PR205800

2 11HSENSITIVITY,2X,11HSENSITIVITY/13X,4H(MG),8X,4H(MG),6X, PR205810
 3 8H(MG/DIV),6X,8H(MG/DIV/) PR205820
 1480 FORMAT (/35X,7HAVERAGE,16X,8HCBERVED/13X,4HA(I),6X,8HDELTA(I),3X, PR205830
 2 11FSENSITIVITY,4X,7HZERC(I),2X,11HSENSITIVITY/13X,4H(MG),9X, PR205840
 3 4H(MG),5X,8H(MG/DIV),6X,5H(DIV),6X,8H(MG/DIV)/) PR205850
 1490 FORMAT (/37X,7HAVERAGE,16X,8HCBERVED/13X,4HA(I),5X,8HDELTA(I),5X, PR205860
 2 11FSENSITIVITY,2X,8HDRIIFT(I),2X,11HSENSITIVITY/13X,4H(MG),7X, PR205870
 3 4H(MG),8X,8H(MG/DIV),6X,4H(MG),6X,8H(MG/DIV)/) PR205880
 1500 FORMAT (/37X,7HAVERAGE,27X,8HCBERVED/13X,4HA(I),6X,8HDELTA(I),4X, PR205890
 2 11FSENSITIVITY,2X,8HDRIIFT(I),3X,7HZERO(I),3X,11HSENSITIVITY/13X, PR205900
 3 4H(MG),8X,4H(MG),7X,8H(MG/DIV),5X,4H(MG),6X,5H(DIV),6X,8H(MG/DIV) PR205910
 4/) PR205920
 1510 FORMAT (/6X,64H* CBERVED DEFLECTION IS GREATER THAN OR EQUAL TO OPR205930
 2NE FOURTH THE/8X,22HSENSITIVITY DEFLECTION) PR205940
 1520 FORMAT (//31X,6HVCLUME,5X,10HSYSTEMATIC,3X,6H3 S.D.,3X, PR205950
 2 11FUNCERTAINTY/5X,4HITEM,8X,10HCORRECTION,4X,6H(AT T),8X,,5HERRORPR205960
 3,6X,5HLIMIT,6X,5HLIMIT/6X,3H(G),12X,4H(MG),7X,5H(CM3),9X,4H(MG),7XPR205970
 4,4H(MG),7X,4H(MG)/) PR205980
 1530 FORMAT (//31X,6HVCLUME,5X,10HSYSTEMATIC,3X,6H3 S.D.,3X, PR205990
 2 11FUNCERTAINTY/5X,4HITEM,8X,10HCORRECTION,4X,6H(AT T),8X,5HERROR, PR206000
 3 6X,5HLIMIT,6X,5HLIMIT/5X,4H(LB),12X,4H(MG),7X,5H(CM3),9X,4H(MG), PR206010
 4 7X,4H(MG),7X,4H(MG)/) PR206020
 1540 FORMAT (3H A ,I2,1X,A1,6F12.5) PR206030
 1550 FORMAT (1X,F12.4,2F13.5,3F11.5) PR206040
 1560 FORMAT (1X,F12.7,2F13.5,3F11.5) PR206050
 1570 FORMAT (/25H STCPED AT 10 ITERATIONS/) PR206060
 1580 FORMAT (/15H TEMPERATURE T=,F6.2,3H C/) PR206070
 1590 FORMAT (1X,72H*****PR206080
 2*****/1X, PR206090
 3 72HINPUT ERROR IN RESTRAINT. CHECK RESTRAINT VECTOR, NOMINAL VALUPR206100
 4E, DENSITY/1X, PR206110
 5 72HAND COEFFICIENT OF EXPANSICN IN THIS AND PREVIOUS SERIES. PR206120
 6 /2X,30H INPUT CCRRECTION OF RESTRAINT,4X,F11.4,3H MG/2X, PR206130
 7 33H CCMPUTED CCRRECTION OF RESTRAINT,1X,F11.4,3H MG/1X, PR206140
 8 72H*****PR206150
 9*****/) PR206160
 1600 FORMAT (31F RESTRAINT FCR FCLLCWING SERIES/17H RESTRAINT VECTOR,1XPR206170
 2,15I5) PR206180
 1610 FORMAT (16H MASS CCRRECTICN,17X,F13.5,3H MG/15H VOLUME AT 20 C,18XPR206190
 2,F13.5,4H CM3/17H SYSTEMATIC ERROR,16X,F13.5,3H MG/ PR206200
 3 27H 3 STANDARD DEVIATION LIMIT,6X,F13.5,3F MG) PR206210
 1620 FORMAT (//3X,3HSUM,6X,40HWEIGHTS USED FOR THE LINEAR COMEINATIONS) PR206220
 1630 FORMAT (3X,3H(G),6X,5HGRAMS) PR206230
 1640 FORMAT (2X,4H(MG),6X,2HMG) PR206240
 1650 FORMAT (6X,15I5) PR206250
 1660 FORMAT (1X,15,15(4X,A1)) PR206260
 1670 FORMAT (//10X, PR206270
 2 52HVALUES AND UNCERTAINTIES FOR COMBINATICNS OF WEIGHTS/1X, PR206280
 3 61H(UNCERTAINTY IS 3 STANDARD DEVIATION LIMIT PLUS ALLCWANCE FCR/PR206290
 4 19H SYSTEMATIC ERROR.)) PR206300
 1680 FORMAT (/39X,6H3 S.D.,5X,11HUNCERTAINTY/3X,3HSUM,8X,4HCCRR,4X, PR206310
 2 10HSYSTEMATIC,7X,5HEFRCCR,8X,5HLIMIT) PR206320
 1690 FORMAT (3X,3H(G),8X,4H(MG),7X,4H(MG),10X,4H(MG),10X,4H(MG)/) PR206330
 1700 FORMAT (2X,4H(MG),8X,4H(MG),7X,4H(MG),10X,4H(MG),10X,4H(MG)/) PR206340
 1710 FORMAT (1X,15,4F13.5) PR206350
 1720 FORMAT (13H MAXIMUM LOAD,F15.4,2H G/1X, PR206360
 2 25HSTARTING RESTRAINT NUMBER,2X,I2) PR206370
 1730 FORMAT (//18H PRECISICN CNTROL// PR206380

```

2 43H OBSERVED STANDARD DEVIATION OF THE PROCESS,F12.5,4H MG/ PR206390
3 43+ ACCEPTED STANDARD DEVIATION OF THE PROCESS,F12.5,4H MG/ PR206400
4 19+ DEGREES OF FREEDOM,15/8H F RATIO,F12.3) PR206410
1740 FORMAT (/21H F RATIO IS LESS THAN,F6.2, PR206420
2 40+ (CRITICAL VALUE FOR PROBABILITY = .01)./ PR206430
3 48+ THEREFORE THE STANDARD DEVIATION IS IN CONTROL./) PR206440
1750 FORMAT (80H ***** PR206450
2***** PR206460
1760 FORMAT (24H F RATIO IS GREATER THAN,F6.2, PR206470
2 40+ (CRITICAL VALUE FOR PROBABILITY = .01)./ PR206480
3 52+ THEREFORE THE STANDARD DEVIATION IS NOT IN CONTROL.) PR206490
1770 FORMAT (38H OBSERVED CORRECTION OF CHECK STANDARD,F19.5,3+ MG/ PR206500
2 46+ STANDARD DEVIATION OF THE OBSERVED CORRECTION,F11.5,3H MG/ PR206510
3 8H T VALUE,F8.2//)) PR206520
1780 FORMAT (36H ABSOLUTE VALUE OF T IS LESS THAN 3./ PR206530
2 40+ THEREFORE CHECK STANDARD IS IN CONTROL./) PR206540
1790 FORMAT (1X,72+LARGE ENOUGH THE ABSOLUTE VALUE OF T IS GREATER THAN OR PR206550
2EQUAL TO 3 , /1X, PR206560
3 72+THE T VALUE CORRECTED FOR SYSTEMATIC ERROR IS LESS THAN 3, PR206570
4 /1X, PR206580
5 72+THEREFORE THE CHECK STANDARD IS IN CONTROL . PR206590
6 ) PR206600
1800 FORMAT (1X,72+LARGE ENOUGH THE ABSOLUTE VALUE OF T IS GREATER THAN OR PR206610
2EQUAL TO 3 , /1X, PR206620
3 72+THE DIFFERENCE IS STILL SIGNIFICANT AFTER ALLOWANCE FOR SYSTEM PR206630
4ATIC /1X, PR206640
5 72+ERROR , THEREFORE THE CHECK STANDARD IS NOT IN CONTROL . PR206650
6 ) PR206660
1810 FORMAT (//) PR206670
1820 FORMAT (52H T VALUE EQUALS ZERO--CHECK STANDARD VECTOR IS ZERO.) PR206680
END PR206690
--- PGCONT SUBPROGRAM ---
SUBROUTINE PGCONT PG000090
C***** PG000020
C** SUBROUTINE OF THE NATIONAL BUREAU OF STANDARDS MASS CALIBRATION **PG000030
C** PROGRAM VERSION OF SEPT. 10,1971 WRITTEN BY R.C.RAYECLD **PG000040
C** AND MRS.R.N.VARNER **PG000050
C** MODIFIED BY R. N. VARNER SEPT 1979 **PG000060
C***** PG000070
C** SUBROUTINE TO WRITE CONTINUATION PAGE **PG000080
C***** PG000090
C** DIMENSION FOR COMMON /PRT1/ VARIABLES **PG000100
C***** PG000110
DIMENSION B1(72),B2(72),B3(72),B4(72),B5(72),B6(72),B7(72), PG000120
2 IDATE(3) PG000130
C***** PG000140
C** DIMENSION FOR COMMON /INPLT/ VARIABLES **PG000150
C***** PG000160
DIMENSION AIDCST(5,15),ANCM(15),DENSTY(15),COEFEX(15),ACCVAL(15), PG000170
2 ARSTIN(15),ACKSTD(15),IRSTCU(15),IPRNT(15),DESMAT(15,50), PG000180
3 OBSERV(600),ALCOM(15,20) PG000190
C***** PG000200
C** LABELED COMMON **PG000210
C***** PG000220
COMMON /PRT1/ B1,B2,E3,B4,B5,B6,B7,RANERR,SYSEFF,TNOM,L1,L2,L3,L4,PG000230
2 L5,L6,IDATE,IBREST PG000240
COMMON /PRT2/ IPAGE,NOSER,IPGCT PG000250
COMMON /INPUT/ TEAR,PBAR,FEAR,STDEBA,SWT,VSWT,CEXSWT,AIDCST,ANOM, PG000260

```

```

2 DENSTY,COEFEX,ACCVAL,ARSTIN,ACKSTD,DESMAT,CBSERV,VARBAL,ALCOM,T1PPGC00270
3,T2F,P1P,P2P,H1P,H2P,CF1,CP2,CT1,CT2,CH1,CF2,OT1P,OT2P,OP1P,OP2P, PGC00280
4 OH1P,OH2P,IOP,IBAL,NOBS,NUNKN,IRSTOU,IPRNT,ITPOS,ICKUSD,ICALDS, PGC00290
5 LINVAR,N3,N4
COMMON /UNITIO/ IR,Iw,IP,IPL,ITMP PGC00300
WRITE (IW,30) IPAGE PGC00310
C*****PGC00330
C** NOSER IS SET EQUAL TO 200 IN FINPRT **PGC00340
C*****PGC00350
IF (NOSER.LT.200) GO TO 10 PGC00360
IPAGE=IPAGE+1 PGC00370
WRITE (IW,50) (B1(K),K=1,65),IPAGE,(B2(K),K=1,65),(IDATE(K),K=1,3)PGC00380
2,(B3(K),K=1,65) PGC00390
GO TO 20 PGC00400
10 IPAGE=IPAGE+1 PGC00410
WRITE (IW,40) (B1(K),K=1,65),IPAGE,(B2(K),K=1,65),NCSER,(E3(K),K=1PGC00420
2,65),(IDATE(K),K=1,3) PGC00430
20 IPGCT=6 PGC00440
RETURN PGC00450
C*****PGC00460
C** FORMAT STATEMENTS **PGC00470
C*****PGC00480
30 FORMAT (1H1,30X,19+CONTINUED FROM PAGE 13) PGC00490
40 FORMAT (1H ,65A1,4HPAGE,I3/1X,65A1,6HSERIES,I2/1X,65A1,I2,1H/,I2, PGC00500
2 1H/,I2//) PGC00510
50 FORMAT (1X,65A1,4HPAGE,I3/1X,65A1,I2,1H/,I2,1H/,I2/1X,65A1//) PGC00520
END PGC00530
--- HEADPG SUBPROGRAM ---
SUBROUTINE HEADPG HDP00010
C*****HDP00020
C** SUBROUTINE TO PRINT PAGE HEADINGS **HDP00030
C** ADDED BY R. N. VARNER SEPT 1979 **HDP00040
C*****HDP00050
C** DIMENSION FOR COMMON /PRT1/ VARIABLES **HDP00060
C*****HDP00070
DIMENSION B1(72),B2(72),B3(72),B4(72),B5(72),B6(72),B7(72), HDP00080
2 IDATE(3) HDP00090
C*****HDP00100
C** DIMENSION FOR COMMON /INPLT/ VARIABLES **HDP00110
C*****HDP00120
DIMENSION AIDCST(5,15),ANCM(15),DENSTY(15),COEFEX(15),ACCVAL(15), HDP00130
2 ARSTIN(15),ACKSTD(15),IRSTOU(15),IPRNT(15),DESMAT(15,50), HDP00140
3 CBSERV(600),ALCCM(15,20) HDP00150
C*****HDP00160
C** LABELED COMMON **HDP00170
C*****HDP00180
COMMON /PRT1/ B1,B2,E3,B4,B5,B6,B7,RANERR,SYSERR,TNOM,L1,L2,L3,L4,HDP00190
2 L5,L6,IDATE,IEREST HDP00200
COMMON /PRT2/ IPAGE,NOSER,IFGCT HDP00210
COMMON /INPUT/ TBAR,PBAR,HEAR,STDEBA,SWT,VSWT,CEXSWT,AIDCST,ANCM, HDP00220
2 DENSTY,COEFEX,ACCVAL,ARSTIN,ACKSTD,DESMAT,CBSERV,VARBAL,ALCOM,T1PHDP00230
3,T2F,P1P,P2P,H1P,H2P,CP1,CP2,CT1,CT2,CH1,CF2,OT1P,OT2P,CP1F,OP2P, HDP00240
4 CH1P,OH2P,IOP,IBAL,NOBS,NUNKN,IRSTOU,IPRNT,ITPOS,ICKUSD,ICALDS, HDP00250
5 LINVAR,N3,N4 HDP00260
COMMON /UNITIO/ IR,Iw,IP,IPL,ITMP HDP00270
IPAGE=IPAGE+1 HDP00280
WRITE (IW,10) (B1(K),K=1,65),IPAGE,(B2(K),K=1,65),NCSER,(B3(K),K=1HDP00290
2,65),(IDATE(K),K=1,3),(B7(K),K=1,18),IBAL,ICP HDP00300

```

```

IPGCT=8
RETURN
10 FORMAT (1H1,65A1,4+PAGE,13/1X,65A1,6HSERIES,12/1X,65A1,12,1H/12,
2 1H/12/1X,11HTEST NUMBER,2X,18A1///8H BALANCE,1X,13/9H OPERATOR,1XHDP00340
3,12)
END
HDP00310
HDP00320
HDP00330
HDP00350
HDP00360

--- FINPRT SUBPROGRAM ---
SUBROUTINE FINPRT
*****FPR00010
C** SUBROUTINE OF THE NATIONAL BUREAU OF STANDARDS MASS CALIBRATION **FPR00030
C** PROGRAM VERSION OF SEPT. 10,1971 WRITTEN BY R.C.RAYEOLD **FPR00040
C** AND MRS.R.N.VARNER **FPR00050
C** MODIFIED BY R. N. VARNER SEPT 1979 **FPR00060
C** SUBROUTINE TO PRINT REPORT **FPR00070
C** DIMENSION FOR COMMON /REPRT/ VARIABLES **FPR00100
C** DIMENSION AITEM(5,50),APPMAS(50),TRMASS(50),UNCERT(50),VCLPRT(50),FPR00120
2 COEFRT(50),CORRB(50) FPR00130
C** DIMENSION FOR SUBROUTINE FINPRT **FPR00140
C** DIMENSION TRMASX(15),AAAMAS(13),BBBMAS(13),NNP(50),TEMPAR(50) FPR00170
DIMENSION IAP(9),TAP(9) FPR00180
C** DIMENSION FOR COMMON /PRT1/ VARIABLES **FPR00200
C** DIMENSION B1(72),B2(72),B3(72),B4(72),B5(72),B6(72),B7(72), FPR00220
2 IDATE(3) FPR00230
C** DIMENSION FOR COMMON /INPLT/ VARIABLES **FPR00250
C** DIMENSION AIDCST(5,15),ANCM(15),DENSTY(15),COEFEX(15),ACCVAL(15), FPR00270
2 ARSTIN(15),ACKSTD(15),IRSTCU(15),IPRNT(15),DESMAT(15,50), FPR00280
3 CBSEVR(600),ALCOM(15,20) FPR00290
C** LABELED COMMON **FPR00310
COMMON /PRT1/ B1,B2,B3,B4,B5,B6,B7,RANERR,SYSERR,TNCM,L1,L2,L3,L4, FPR00330
2 L5,L6,IDATE,IBREST FPR00340
COMMON /PRT2/ IPAGE,NOSER,IPGCT FPR00350
COMMON /REPRT/ TRMASS,APPMAS,CORRB,AITEM,UNCERT,VCLPRT,CCFRT,NPRTFPR00360
COMMON /INPUT/ TEAR,PBAR,FEAR,STDEBA,SWT,VSWT,CEXSWT,AIDCST,ANOM, FPR00370
2 DENSTY,COEFEX,ACCVAL,ARSTIN,ACKSTD,DESMAT,CBSEVR,VARBAL,ALCOM,T1PFPR00380
3, T2F,P1P,P2P,H1P,H2P,CP1,CP2,CT1,CT2,CH1,CH2,OT1P,OT2P,CP1P,OP2P, FPR00390
4 OH1P,CH2P,IOP,IEAL,NOES,NUNKN,IRSTCU,IPRNT,ITPOS,ICKUSC,ICALDS, FPR00400
5 LINVAR,N3,N4 FPR00410
COMMON /UNITIC/ IR,IW,IP,IPL,ITMP FPR00420
COMMON /PCHCUT/ NTCP FPR00430
C** TYPE STATEMENTS **FPR00450
DOUBLE PRECISION TRMASS,APPMAS,CORRB,TEMPAR FPR00470
INTEGER TRMASX,EBBMAS,AAAMAS FPR00480
IF (NTCP.NE.NOSER) GC TC 20 FPR00490
IFLAG=999 FPR00500
WRITE (ITMP) IFLAG,(IAP(I),I=2,5),TAP(1),IAP(6),TAP(2),IAP(7),IAP(FPR00510

```

```

28) ,(TAP(I),I=3,9),IAP(9) FPR00520
    END FILE ITMP FPR00530
    REWIND ITMF FPR00540
10  READ (ITMP) (IAP(I),I=1,5),TAP(1),IAP(6),TAP(2),IAP(7),IAP(8),(TAP FPR00550
    2(I),I=3,9),IAP(9) FPR00560
    IF (IAP(1).EQ.IFLAG) GO TC 20 FPR00570
    WRITE (IP,200) (IAP(I),I=1,5),TAP(1),IAP(6),TAP(2),IAP(7),IAP(8),( FPR00580
    2TAP(I),I=3,9),IAP(9) FPR00590
    GO TC 10 FPR00600
20  KKK=0 FPR00610
    NOSER=200 FPR00620
    IF (N3.EQ.0) GO TC 40 FPR00630
C***** FPR00640
C**  MASS WAS GIVEN IN ENGLISH UNITS **FPR00650
C**  CCNVERT TO GRAMS **FPR00660
C***** FPR00670
    DO 30 I=1,NPRT FPR00680
    TRMASS(I)=TRMASS(I)*(1.00/453.5923700) FPR00690
    APPMAS(I)=APPMAS(I)*(1.00/453.5923700)*1000.000 FPR00700
    CORR8(I)=CCRR8(I)*(1.00/453.5923700)*1000.000 FPR00710
    UNCERT(I)=UNCERT(I)*(1./453.59237) FPR00720
    VOLPRT(I)=VOLPRT(I)*.06102374 FPR00730
30  CCNTINUE FPR00740
C***** FPR00750
C**  MASS WAS GIVEN IN METRIC UNITS **FPR00760
C***** FPR00770
40  IF (NPRT.EQ.1) GO TO 80 FPR00780
    DO 50 I=1,NPRT FPR00790
    TEMPAR(I)=TRMASS(I) FPR00800
    NNP(I)=I FPR00810
50  CONTINUE FPR00820
    NNN=NPRT-1 FPR00830
    DO 70 I=1,NNN FPR00840
    IP1=I+1 FPR00850
    DO 70 J=IP1,NPRT FPR00860
    IF (TEMPAR(I)-TEMPAR(J)) 70,70,60 FPR00870
60  TEMP=TEMPAR(I) FPR00880
    TEMPAR(I)=TEMPAR(J) FPR00890
    TEMPAR(J)=TEMP FPR00900
    TEMP=NNP(I) FPR00910
    NNP(I)=NNP(J) FPR00920
    NNP(J)=TEMP FPR00930
70  CONTINUE FPR00940
80  NN=1 FPR00950
    IF (NPRT.NE.1) GO TO 90 FPR00960
    NNP(1)=1 FPR00970
90  IPAGE=IPAGE+1 FPR00980
    WRITE (IW,260) (B1(K),K=1,65),IPAGE FPR00990
    WRITE (IW,270) (B2(K),K=1,65),(IDATE(K),K=1,3) FPR01000
    WRITE (IW,280) (B3(K),K=1,65) FPR01010
    WRITE (IW,290) (B7(K),K=1,18) FPR01020
    IPGCT=8 FPR01030
    IF (NN.EQ.2) GO TO 110 FPR01040
    IF (NN.EQ.3) GO TC 160 FPR01050
    JA=1 FPR01060
    JB=12 FPR01070
    IF (KKK.EQ.1) GO TC 100 FPR01080
    CALL TEXTS1 FPR01090

```



```

      KKK=1
100  CONTINUE
      IPAGE=IPAGE+1
      WRITE (IW,260) (B1(K),K=1,65),IPAGE
      WRITE (IW,270) (B2(K),K=1,65),(IDATE(K),K=1,3)
      WRITE (IW,280) (B3(K),K=1,65)
      WRITE (IW,290) (B7(K),K=1,18)
      CALL TEXTS2
      NN=2
      GO TO 90
110  CALL CFKLN (4)
      WRITE (IW,210)
      NN=3
      CALL CFKLN (4)
      IF (N3.EQ.0) GO TC 120
      WRITE (IW,300)
      GO TC 130
120  WRITE (IW,220)
130  DO 150 J=1,NPRT
      NNPF=NPRT+1-J
      I=NNF(NNPP)
      CALL CFKLN (1)
      IF (N3.EQ.0) GO TC 140
*****
C**  CONVERT DOUBLE PRECISION VALUE TO FLOATING POINT
*****
      CALL DFPD (TRMASS(I),TRMASX,15,11)
      WRITE (IW,310) (AITEM(IU,I),IU=1,5),TRMASX,UNCERT(I),VOLPRT(I),COEF
2PRT(I)
      GO TC 150
140  CALL DFPD (TRMASS(I),TRMASX,15,8)
      WRITE (IW,230) (AITEM(IU,I),IU=1,5),TRMASX,UNCERT(I),VOLPRT(I),COEF
2PRT(I)
150  CONTINUE
      GO TC 90
160  CALL CFKLN (1)
      IF (N3.EQ.0) GO TC 170
      WRITE (IW,320)
      GO TC 180
170  WRITE (IW,240)
180  DO 190 J=1,NPRT
      NNPF=NPRT+1-J
      I=NNF(NNPP)
      CALL DFPD (APPMAS(I),AAAMAS,13,5)
      CALL DFPD (CORR(I),BBEMAS,13,5)
      CALL CFKLN (1)
      WRITE (IW,250) (AITEM(IU,I),IU=1,5),AAAMAS,BBEMAS
190  CONTINUE
      WRITE (IW,330)
      RETURN
*****
C**  FORMAT STATEMENTS
*****
200  FORMAT (3I2,I2,I3,F11.5,I3,F9.5,I2,I3,2F5.2,F6.2,F5.2,F7.4,F4.1,
2 F6.4,I2,1H3)
210  FORMAT (//20X,7HTABE 1//)
220  FORMAT (/24X,4HMASS,8X,11HUNCERTAINTY,2X,9HVCL AT 20,2X,
2 11HCOEF OF EXP/5X,4HITEM,16X,3H(G),13X,3H(G),6X,5H(CM3)/)

```

```

230  FORMAT (2X,5A3,1X,15A1,1X,F13.8,1X,F10.5,1X,F8.6)          FPR01680
240  FORMAT (/2X,4HITEM,18X,22HCCR.A (MG) COR.B (MG)/)          FPR01690
250  FORMAT (2X,5A3,1X,13A1,1X,13A1)                            FPR01700
260  FORMAT (1H1,65A1,4HPAGE,I3)                                FPR01710
270  FORMAT (1X,65A1,I2,1H/I2,1H/I2)                            FPR01720
280  FORMAT (1X,65A1)                                            FPR01730
290  FORMAT (1X,11HTEST NUMBER,2X,18A1//)                       FPR01740
300  FORMAT (/24X,4HMASS,8X,11HUNCERTAINTY,2X,9HVCL AT 20,2X,   FPR01570
    2 11HCCEF OF EXP/5X,4HITEM,15X,4H(LB),12X,4H(LB),6X,5H(IN3)/) FPR01760
310  FORMAT (2X,5A3,1X,15A1,1X,F13.11,1X,F10.6,1X,F8.6)        FPR01770
320  FORMAT (12X,4HITEM,8X,5HCCR.A,7X,5HCOR.B/23X,10H(MICRO-LE),3X, FPR01780
    2 10H(MICRO-LE))                                             FPR01790
330  FORMAT (1H1)                                                FPR01800
    END                                                            FPR01810

```

--- TEXTS1 SUBPROGRAM ---

```

    SUBROUTINE TEXTS1                                           TS100010
C*****TS100020
C** SUBROUTINE OF THE NATIONAL BUREAU OF STANDARDS MASS CALIBRATION **TS100030
C** PROGRAM VERSION OF SEPT.10,1971 WRITTEN BY R.C.RAYECLD **TS100040
C** AND MRS.R.N.VARNER **TS100050
C** PRINT FIRST OF LAST TWO PAGES OF REPORT **TS100060
C** MODIFIED BY R. N. VARNER SEPT 1979 **TS100070
C*****TS100080
    COMMON/UNITIO/IR, IW, IP, IPL, ITMP TS100090
    WRITE (IW,10) TS100100
    WRITE (IW,20) TS100110
    WRITE (IW,30) TS100120
    WRITE (IW,40) TS100130
    WRITE (IW,50) TS100140
    WRITE (IW,60) TS100150
    WRITE (IW,70) TS100160
    WRITE (IW,80) TS100170
    WRITE (IW,90) TS100180
    WRITE (IW,100) TS100190
    RETURN TS100200
C*****TS100210
C** FORMAT STATEMENTS **TS100220
C*****TS100230
10  FORMAT (1X,36H SUMMARY , TS100240
    236H THE ESTIMATED MASS VALUES/ TS100250
    31X,36H , TS100260
    436H LISTED IN TABLE II ARE BASED ON AN/ TS100270
    51X,36H FOR CONVENIENCE, THE RESULTS , TS100280
    636H IMPLICIT TREATMENT OF DISPLACEMENT/ TS100290
    71X,36HCF THIS WORK ARE SUMMARIZED IN , TS100300
    836H VOLUMES. E.G., 'APPARENT MASS',/ TS100310
    91X,36HTABLES I AND II. THE VALUES , TS100320
    *36H 'APPARENT MASS VERSUS BRASS',) TS100330
20  FORMAT (1X,36HASSIGNED ARE WITH REFERENCE TO THE , TS100340
    236H 'APPARENT MASS VERSUS DENSITY/ TS100350
    31X,36HSTANDARDS IDENTIFIED ON THE DATA , TS100360
    436H 8.0'. THE VALUES ARE LISTED AS/ TS100370
    51X,36HSHEETS. THE UNCERTAINTY FIGURE IS , TS100380
    636H CORRECTIONS TO BE APPLIED TO THE/ TS100390
    71X,36HAN EXPRESSION OF THE OVERALL , TS100400
    836H LISTED NOMINAL VALUE (A POSITIVE/ TS100410
    91X,36HUNCERTAINTY USING THREE STANDARD , TS100420
    *36H CORRECTION INDICATES THAT THE MASS) TS100430

```

30	FORMAT (1X,36HDEVIATIONS AS A LIMIT TO THE ,	TS100440
	236H IS LARGER THAN THE STATED NOMINAL/	TS100450
	31X,36HEFFECT OF RANDOM ERRORS OF THE ,	TS100460
	436H VALUE BY THE AMOUNT OF THE/	TS100470
	51X,36HMEASUREMENT ASSOCIATED WITH THE ,	TS100480
	636H CORRECTION). THESE VALUES ARE/	TS100490
	71X,36HMEASUREMENT PROCESSES. THE MAGNI- ,	TS100500
	836H COMPUTED FROM THE VALUES BASED ON/	TS100510
	91X,36HITUDE OF SYSTEMATIC ERRORS FROM ,	TS100520
	*36H AN EXPLICIT TREATMENT OF DISPLACEMENT	TS100530
40	FORMAT (1X,36HSCOURCES OTHER THAN THE USE OF ,	TS100540
	236H MEASUREMENT VOLUMES USING THE FOLLOWING/	TS100550
	31X,36HACCEPTED VALUES FOR CERTAIN ,	TS100560
	436H DEFINING RELATIONS AND ARE/	TS100570
	51X,36HSTARTING STANDARDS ARE CONSIDERED ,	TS100580
	636H UNCERTAIN BY THE AMOUNT SHOWN IN/	TS100590
	71X,36HNEGLIGIBLE. IT SHOULD BE NOTED ,	TS100600
	836H TABLE I. /	TS100610
	91X,36H THAT THE MAGNITUDE OF THE UNCER- ,	TS100620
	*36H)	TS100630
50	FORMAT (1X,36H TAINTY REFLECTS THE PERFORMANCE OF ,	TS100640
	236H THE ADJUSTMENT OF WEIGHTS TO/	TS100650
	31X,36H THE MEASUREMENT PROCESS USED TO ,	TS100660
	436H MINIMIZE THE DEVIATION FROM NOMINAL/	TS100670
	51X,36H ESTABLISH THESE VALUES. THE MASS ,	TS100680
	636H BASED ON THE BASIS OF 'NORMAL BRASS'/	TS100690
	71X,36H UNIT, AS REALIZABLE IN ANOTHER ,	TS100700
	836H (IN ACCORDANCE WITH COR. A BELOW)/	TS100710
	91X,36H MEASUREMENT PROCESS, WILL BE ,	TS100720
	*36H IS WIDESPREAD IN THIS COUNTRY AND)	TS100730
60	FORMAT (1X,36H UNCERTAIN BY AN AMOUNT WHICH IS A ,	TS100740
	236H IN MANY PARTS OF THE WORLD./	TS100750
	31X,36H COMBINATION OF THE UNCERTAINTY OF ,	TS100760
	436H VALUES STATED ON EITHER BASIS ARE/	TS100770
	51X,36H THIS PROCESS AND THE PROCESS IN ,	TS100780
	636H INTERNALLY CONSISTENT AND/	TS100790
	71X,36H WHICH THESE STANDARDS ARE USED. ,	TS100800
	836H DEFINITE. THERE IS, HOWEVER, A/	TS100810
	91X,36H ,	TS100820
	*36H SYSTEMATIC DIFFERENCE BETWEEN THE)	TS100830
70	FORMAT (1X,36H THE ESTIMATED MASS VALUES ,	TS100840
	236H VALUES ASSIGNED ON EACH BASIS, THE/	TS100850
	31X,36H LISTED IN TABLE I ARE BASED ON AN ,	TS100860
	436H VALUE ON THE BASIS OF 'DENSITY'/	TS100870
	51X,36H EXPLICIT TREATMENT OF DISPLACEMENT ,	TS100880
	636H 8.0' BEING 7 MICROGRAMS/GRAM LAR-/	TS100890
	71X,36H VOLUMES, E.G., 'TRUE MASS', 'MASS ,	TS100900
	836H GREATER THAN THE VALUE ON THE BASIS OF/	TS100910
	91X,36H 'IN VACUO', MASS IN THE NEWTONIAN ,	TS100920
	*36H 'NORMAL BRASS. THIS SYSTEMATIC)	TS100930
80	FORMAT (1X,36H SENSE. THE DISPLACEMENT VOLUME ,	TS100940
	236H DIFFERENCE IS CLEARLY DETECTABLE/	TS100950
	31X,36H ASSOCIATED WITH EACH VALUE IS ,	TS100960
	436H ON MANY DIRECT READING SCALES. /	TS100970
	51X,36H LISTED AS WELL AS THE VOLUMETRIC ,	TS100980
	636H /	TS100990
	71X,36H COEFFICIENT OF EXPANSION. THESE ,	TS101000
	836H CORRECTION A - 'APPARENT MASS/	TS101010

```

91X,36HVALUES SHOULD BE USED, TOGETHER . TS101020
*36H VERSUS BRASS' GR 'WEIGHT IN AIR) TS101030
90 FORMAT (1X,36HWITH APPROPRIATE CORRECTION FOR , TS101040
236H AGAINST BRASS' IS DETERMINED BY A/ TS101050
31X,36HTHE BUOYANT EFFECTS OF THE , TS101060
436H HYPOTHETICAL WEIGHING OF THE/ TS101070
51X,36HENVIRONMENT, TO ESTABLISH CONSIST- , TS101080
636H WEIGHT AT 20 CELSIUS IN AIR HAVING/ TS101090
71X,36HENT MASS VALUES FOR OBJECTS WHICH . TS101100
836H A DENSITY OF 1.2 MG/CM3, WITH A/ TS101110
91X,36HDIFFER SIGNIFICANTLY IN DENSITY , TS101120
*36H (NORMAL BRASS) STANDARD HAVING A) TS101130
100 FORMAT (1X,36HAND/CR FOR MEASUREMENTS WHICH MUST TS101140
236H DENSITY OF 8.4 G/CM3 AT 0 CELSIUS/ TS101150
31X,36HBE MADE IN DIFFERING ENVIRONMENTS. , TS101160
436H WHOSE COEFFICIENT OF VOLUMETRIC/ TS101170
51X,36HTHE RELATION 1LB AVDP=.45359237KG , TS101180
636H EXPANSION IS 0.000054 PER DEGREE/ TS101190
71X,36HIS USED AS REQUIRED. , TS101200
836H CELSIUS, AND WHOSE VALUE IS BASED/ TS101210
91X,36H , TS101220
*36H ) TS101230
END TS101240

--- TEXTS2 SUBPROGRAM ---
SUBROUTINE TEXTS2 TS200010
C*****TS200020
C** SUBROUTINE OF THE NATIONAL BUREAU OF STANDARDS MASS CALIBRATION **TS200030
C** PROGRAM VERSION OF SEPT.10,1971 WRITTEN BY R.C.RAYBCLD **TS200040
C** AND MRS.F.N.VARNER **TS200050
C** PRINT LAST PAGE OF REPORT **TS200060
C** MODIFIED BY R. N. VARNER SEPT 1979 **TS200070
C*****TS200080
COMMON/UNITIO/IR, IW, IP, IPL, ITMP TS200090
WRITE (IW,10) TS200100
WRITE (IW,20) TS200110
RETURN TS200120
C*****TS200130
C** FORMAT STATEMENTS **TS200140
C*****TS200150
10 FORMAT ( TS200160
236H / TS200170
31X,36HCN ITS TRUE MASS OR WEIGHT IN , TS200180
436H WEIGHT, IN AIR HAVING A DENSITY OF / TS200190
51X,36HVACUO. , TS200200
636H 1.2 MG/CM3, WITH A STANDARD HAVING / TS200210
71X,36H , TS200220
836H A DENSITY OF 8.0 G/CM3 AT 20 ) TS200230
20 FORMAT (1X,36H CORRECTION B - 'APPARENT MASS TS200240
236H CELSIUS, AND WHOSE VALUE IS BASED / TS200250
31X,36HVERSUS DENSITY 8.0' IS DETERMINED , TS200260
436H CN ITS TRUE MASS OR WEIGHT IN / TS200270
51X,36HEY A HYPOTHETICAL WEIGHING OF THE , TS200280
636H VACUO. ) TS200290
END TS200300

--- DPFD SUBPROGRAM ---
SUBROUTINE DPFD (A,B,N,D) CPF00010
C*****DPF00020
C** SUBROUTINE OF THE NATIONAL BUREAU OF STANDARDS MASS CALIBRATION **DPF00030

```

```

C** PROGRAM VERSION CF SEPT.10,1971 WRITTEN BY F.C.RAYECLD **DPF00040
C** AND MRS.R.N.VARNER **DPF00050
C** MODIFIED BY R. N. VARNER SEPT 1979 **DPF00060
C***** **DPF00070
C** WRITTEN BY CLAYTON ALBRIGHT OF CSD **DPF00080
C** A ROUTINE TO CONVERT A DOUBLE PRECISION NUMBER TO A BLOCK OF **DPF00090
C** CHARACTERS WHICH WHEN OUTPUT WITH SUITABLE FORMAT (EG. 30A1) **DPF00100
C** WILL YIELD THE NUMBER IN F-TYPE FORMAT (NO EXPONENT). **DPF00110
C** THE OUTPUT NUMBER WILL BE RIGHT ADJUSTED IN THE FIELD **DPF00120
C** **DPF00130
C** A = THE DOUBLE PRECISION NUMBER TO BE CONVERTED **DPF00140
C** B = A BLOCK OF N WORDS TO CONTAIN THE RESULTS. THE CHARACTERS **DPF00150
C** ARE STORED ONE TO A WORD IN B, LEFT ADJUSTED IN THE WORD **DPF00160
C** N = FIELD WIDTH DESIRED **DPF00170
C** D = NUMBER OF PLACES DESIRED TO RIGHT OF DECIMAL POINT. **DPF00180
C** **DPF00190
C** IF NUMBER OVERFLOWS FIELD WIDTH, FIELD IS FILLED WITH *'S **DPF00200
C** IF UNDERFLOW OCCURS RESULT WILL BE ZERO **DPF00210
C** **DPF00220
C** *RESTRICTION- AT LEAST ONE CHARACTER POSITION MUST BE ALLOWED **DPF00230
C** FOR SIGN REGARDLESS OF + OR -. IF USER OBJECTS **DPF00240
C** TO THIS RESTRICTION, HE NEED ONLY USE THE **DPF00250
C** RESULTING OUTPUT CHARACTERS BEGINNING AT E(2) **DPF00260
C** INSTEAD OF E(1). **DPF00270
C** **DPF00280
C***** **DPF00290
C** TYPE STATEMENTS **DPF00300
C***** **DPF00310
C** INTEGER B,D DPF00320
C** DOUBLE PRECISION A,X DPF00330
C***** **DPF00340
C** DIMENSION STATEMENT **DPF00350
C***** **DPF00360
C** DIMENSION E(1) DPF00370
C** COMMON /DPFDVL/ KFD(18) DPF00380
C** IF (D+1.GE.N) GO TO 60 CPF00390
C***** **DPF00400
C** ROUND THE NUMBER AT DESIRED DECIMAL PLACE **DPF00410
C***** **DPF00420
C** X=DABS(A)+.5*10.**(-D) CPF00430
C** MM=N-D-2 DPF00440
C** X=X*10.**(-MM) DPF00450
C** IF (X.GE.1.D0) GO TO 60 CPF00460
C** IF (X.GE.0.1D0.AND.A.LT.0.D0) GO TO 60 DPF00470
C** MM=MM+1 DPF00480
C** DO 10 I=1,MM CPF00490
C** B(I)=KFD(11) DPF00500
C** K=IDINT(X*10.D0) DPF00510
C** X=X*10.-FLOAT(K) CPF00520
C** IF (K.NE.0) GO TO 20 DPF00530
10 CCNTINUE DPF00540
C** I=MM CPF00550
C***** **DPF00560
C** PREFIX MINUS SIGN IF A NEGATIVE **DPF00570
C***** **DPF00580
20 IF (A.LT.0.D0) B(I)=KFD(12) DPF00590
C** IF (I.EQ.MM) GO TO 40 DPF00600
C***** **DPF00610

```


```

C**      CONVERT INTEGER PART                                **DPF00620
C*****DPF00630
      I=I+1                                                DPF00640
      DO 30 J=I,MM                                         DPF00650
      B(J)=KFD(K+1)                                         DPF00660
      K=ICINT(X*10.D0)                                     DPF00670
30      X=X*10.-FLCAT(K)                                    CPF00680
C*****DPF00690
C**      STORE DECIMAL FCINT                                **DPF00700
C*****DPF00710
40      MM=MM+2                                             DPF00720
      B(MM-1)=KFD(13)                                       DPF00730
C*****DPF00740
C**      CONVERT FRACTIONAL PART                            **DPF00750
C*****DPF00760
      DO 50 I=1,D                                           DPF00770
      B(MM)=KFD(K+1)                                         DPF00780
      MM=MM+1                                                DPF00790
      K=ICINT(X*10.D0)                                       DPF00800
50      X=X*10.-FLCAT(K)                                     DPF00810
      RETURN                                                DPF00820
C*****DPF00830
C**      STORE *'S IF CVERFLW                                **DPF00840
C*****DPF00850
60      DO 70 I=1,N                                         DPF00860
70      B(I)=KFD(14)                                         DPF00870
      RETURN                                                DPF00880
      END                                                    DPF00890
--- CHKLN SUBPROGRAM ---
      SUBROUTINE CHKLN (N)                                    CHK00010
C*****CHK00020
C**      SUBROUTINE TO CHECK BEGINNING OF A NEW PAGE        **CHK00030
C**      ADDED BY R. N. VARNER SEPT 1979                    **CHK00040
C*****CHK00050
      COMMON /PRT2/ IPAGE,NOSER,IPGCT                       CHK00060
      COMMON /UNITIC/ IR,IW,IP,IFL,ITMP                     CHK00070
      IF (IPGCT+N.GT.IPL) CALL FGCCNT                        CHK00080
      IPGCT=IPGCT+N                                         CHK00090
      RETURN                                                CHK00100
      END                                                    CHK00110

```

U.S. DEPT. OF COMM. BIBLIOGRAPHIC DATA SHEET	1. PUBLICATION OR REPORT NO. NBS TN 1127	2. Gov't. Accession No.	3. Recipient's Accession No.
4. TITLE AND SUBTITLE National Bureau of Standards Mass Calibration Computer Software		5. Publication Date July 1980	6. Performing Organization Code
7. AUTHOR(S) R. N. Varner and R. C. Raybold		8. Performing Organ. Report No.	
9. PERFORMING ORGANIZATION NAME AND ADDRESS NATIONAL BUREAU OF STANDARDS DEPARTMENT OF COMMERCE WASHINGTON, DC 20234		10. Project/Task/Work Unit No.	11. Contract/Grant No.
12. SPONSORING ORGANIZATION NAME AND COMPLETE ADDRESS (Street, City, State, ZIP) (same as No. 9 above)		13. Type of Report & Period Covered Final	
15. SUPPLEMENTARY NOTES <input type="checkbox"/> Document describes a computer program, SF-185, FIPS Software Summary, is attached.		14. Sponsoring Agency Code	
16. ABSTRACT (A 200-word or less factual summary of most significant information. If document includes a significant bibliography or literature survey, mention it here.) This report describes the FORTRAN computer program used to generate a comprehensive report covering the sequence of operations used to assign mass values to weights submitted to the National Bureau of Standards for calibration. The assignment of these values is accomplished by the method of least squares analysis of the observation of differences between test items and reference items having the same or nearly same density and nominal size. The calculations are defined and the various weighing method options are given. To assist the user, a detailed description of the input data, an input list of error messages, a listing of a sample test case and a listing of the output resulting from the use of the sample test case are given. To assist in the implementation of the computer program, a flow chart, a description of each subprogram, a cross-reference of labeled COMMON, a list of DOUBLE PRECISION variables, a list of EQUIVALENCED variables and other pertinent information is given.			
17. KEY WORDS (six to twelve entries; alphabetical order; capitalize only the first letter of the first key word unless a proper name; separated by semicolons) Calibration report; correction to mass measurements; error checking; FORTRAN program; least squares solution; mass calibration; mass measurement.			
18. AVAILABILITY <input checked="" type="checkbox"/> Unlimited <input type="checkbox"/> For Official Distribution. Do Not Release to NTIS <input checked="" type="checkbox"/> Order From Sup. of Doc., U.S. Government Printing Office, Washington, DC 20402. <input type="checkbox"/> Order From National Technical Information Service (NTIS), Springfield, VA. 22161		19. SECURITY CLASS (THIS REPORT) UNCLASSIFIED	21. NO. OF PRINTED PAGES 164
		20. SECURITY CLASS (THIS PAGE) UNCLASSIFIED	22. Price \$5.00

Waste Heat Management Guidebook



A typical plant can save about 20 percent of its fuel—just by installing waste heat recovery equipment. But with so much equipment on the market, how do you decide what's right for you?

Find the answers to your problems in the *Waste Heat Management Guidebook*, a new handbook from the Commerce Department's National Bureau of Standards and the Federal Energy Administration.

The *Waste Heat Management Guidebook* is designed to help you, the cost-conscious engineer or manager, learn how to capture and recycle heat that is normally lost to the environment during industrial and commercial processes.

The heart of the guidebook is 14 case studies of companies that have recently installed waste heat recovery systems and profited. One of these applications may be right for you, but even if it doesn't fit exactly, you'll find helpful approaches to solving many waste heat recovery problems.

In addition to case studies, the guidebook contains information on:

- sources and uses of waste heat
- determining waste heat requirements
- economics of waste heat recovery
- commercial options in waste heat recovery equipment
- instrumentation
- engineering data for waste heat recovery
- assistance for designing and installing waste heat systems

To order your copy of the *Waste Heat Management Guidebook*, send \$2.75 per copy (check or money order) to Superintendent of Documents, U.S. Government Printing Office, Washington, D.C. 20402. A discount of 25 percent is given on orders of 100 copies or more mailed to one address.

The *Waste Heat Management Guidebook* is part of the EPIC industrial energy management program aimed at helping industry and commerce adjust to the increased cost and shortage of energy.

There's
a new
look
to...

DIMENSIONS



... the monthly magazine of the National Bureau of Standards. Still featured are special articles of general interest on current topics such as consumer product safety and building technology. In addition, new sections are designed to . . . PROVIDE SCIENTISTS with illustrated discussions of recent technical developments and work in progress . . . INFORM INDUSTRIAL MANAGERS of technology transfer activities in Federal and private labs. . . DESCRIBE TO MANUFACTURERS advances in the field of voluntary and mandatory standards. The new DIMENSIONS/NBS also carries complete listings of upcoming conferences to be held at NBS and reports on all the latest NBS publications, with information on how to order. Finally, each issue carries a page of News Briefs, aimed at keeping scientist and consumer alike up to date on major developments at the Nation's physical sciences and measurement laboratory.

(please detach here)

SCRIPTION ORDER FORM

my Subscription To DIMENSIONS/NBS at \$11.00. Add \$2.75 for foreign mailing. No additional postage is required for mailing within the United States or its possessions. Domestic remittances should be made either by postal money order, express money order, or check. Foreign remittances should be made either by international money order, draft on an American bank, or by UNESCO remittances.

- Remittance Enclosed (Make checks payable to Superintendent of Documents)
- Charge to my Deposit Account No.

Subscription to:

NAME-FIRST, LAST

COMPANY NAME OR ADDITIONAL ADDRESS LINE

STREET ADDRESS


CITY

STATE

ZIP CODE

MAIL ORDER FORM TO:
Superintendent of Documents
Government Printing Office
Washington, D.C. 20402

PLEASE PRINT



NBS TECHNICAL PUBLICATIONS

PERIODICALS

JOURNAL OF RESEARCH—The Journal of Research of the National Bureau of Standards reports NBS research and development in those disciplines of the physical and engineering sciences in which the Bureau is active. These include physics, chemistry, engineering, mathematics, and computer sciences. Papers cover a broad range of subjects, with major emphasis on measurement methodology and the basic technology underlying standardization. Also included from time to time are survey articles on topics closely related to the Bureau's technical and scientific programs. As a special service to subscribers each issue contains complete citations to all recent Bureau publications in both NBS and non-NBS media. Issued six times a year. Annual subscription: domestic \$17; foreign \$21.25. Single copy, \$3 domestic; \$3.75 foreign.

NOTE: The Journal was formerly published in two sections: Section A "Physics and Chemistry" and Section B "Mathematical Sciences."

DIMENSIONS/NBS—This monthly magazine is published to inform scientists, engineers, business and industry leaders, teachers, students, and consumers of the latest advances in science and technology, with primary emphasis on work at NBS. The magazine highlights and reviews such issues as energy research, fire protection, building technology, metric conversion, pollution abatement, health and safety, and consumer product performance. In addition, it reports the results of Bureau programs in measurement standards and techniques, properties of matter and materials, engineering standards and services, instrumentation, and automatic data processing. Annual subscription: domestic \$11; foreign \$13.75.

NONPERIODICALS

Monographs—Major contributions to the technical literature on various subjects related to the Bureau's scientific and technical activities.

Handbooks—Recommended codes of engineering and industrial practice (including safety codes) developed in cooperation with interested industries, professional organizations, and regulatory bodies.

Special Publications—Include proceedings of conferences sponsored by NBS, NBS annual reports, and other special publications appropriate to this grouping such as wall charts, pocket cards, and bibliographies.

Applied Mathematics Series—Mathematical tables, manuals, and studies of special interest to physicists, engineers, chemists, biologists, mathematicians, computer programmers, and others engaged in scientific and technical work.

National Standard Reference Data Series—Provides quantitative data on the physical and chemical properties of materials, compiled from the world's literature and critically evaluated. Developed under a worldwide program coordinated by NBS under the authority of the National Standard Data Act (Public Law 90-396).

NOTE: The principal publication outlet for the foregoing data is the Journal of Physical and Chemical Reference Data (JPCRD) published quarterly for NBS by the American Chemical Society (ACS) and the American Institute of Physics (AIP). Subscriptions, reprints, and supplements available from ACS, 1155 Sixteenth St., NW, Washington, DC 20056.

Building Science Series—Disseminates technical information developed at the Bureau on building materials, components, systems, and whole structures. The series presents research results, test methods, and performance criteria related to the structural and environmental functions and the durability and safety characteristics of building elements and systems.

Technical Notes—Studies or reports which are complete in themselves but restrictive in their treatment of a subject. Analogous to monographs but not so comprehensive in scope or definitive in treatment of the subject area. Often serve as a vehicle for final reports of work performed at NBS under the sponsorship of other government agencies.

Voluntary Product Standards—Developed under procedures published by the Department of Commerce in Part 10, Title 15, of the Code of Federal Regulations. The standards establish nationally recognized requirements for products, and provide all concerned interests with a basis for common understanding of the characteristics of the products. NBS administers this program as a supplement to the activities of the private sector standardizing organizations.

Consumer Information Series—Practical information, based on NBS research and experience, covering areas of interest to the consumer. Easily understandable language and illustrations provide useful background knowledge for shopping in today's technological marketplace.

Order the above NBS publications from: Superintendent of Documents, Government Printing Office, Washington, DC 20402.

Order the following NBS publications—FIPS and NBSIR's—from the National Technical Information Services, Springfield, VA 22161.

Federal Information Processing Standards Publications (FIPS PUB)—Publications in this series collectively constitute the Federal Information Processing Standards Register. The Register serves as the official source of information in the Federal Government regarding standards issued by NBS pursuant to the Federal Property and Administrative Services Act of 1949 as amended, Public Law 89-306 (79 Stat. 1127), and as implemented by Executive Order 11717 (38 FR 12315, dated May 11, 1973) and Part 6 of Title 15 CFR (Code of Federal Regulations).

NBS Interagency Reports (NBSIR)—A special series of interim or final reports on work performed by NBS for outside sponsors (both government and non-government). In general, initial distribution is handled by the sponsor; public distribution is by the National Technical Information Services, Springfield, VA 22161, in paper copy or microfiche form.

BIBLIOGRAPHIC SUBSCRIPTION SERVICES

The following current-awareness and literature-survey bibliographies are issued periodically by the Bureau:

Cryogenic Data Center Current Awareness Service. A literature survey issued biweekly. Annual subscription: domestic \$25; foreign \$30.

Liquefied Natural Gas. A literature survey issued quarterly. Annual subscription: \$20.

Superconducting Devices and Materials. A literature survey issued quarterly. Annual subscription: \$30. Please send subscription orders and remittances for the preceding bibliographic services to the National Bureau of Standards, Cryogenic Data Center (736) Boulder, CO 80303.

U.S. DEPARTMENT OF COMMERCE
National Bureau of Standards
Washington, D.C. 20234

OFFICIAL BUSINESS

Penalty for Private Use, \$300

POSTAGE AND FEES PAID
U.S. DEPARTMENT OF COMMERCE
COM-215



SPECIAL FOURTH-CLASS RATE
BOOK
