

PB 161607



Technical Note

No. 106

Boulder Laboratories

THE INTEGRATED STARLIGHT OVER THE SKY

BY LAWRENCE R. MEGILL AND FRANKLIN E. ROACH



U. S. DEPARTMENT OF COMMERCE
NATIONAL BUREAU OF STANDARDS

THE NATIONAL BUREAU OF STANDARDS

Functions and Activities

The functions of the National Bureau of Standards are set forth in the Act of Congress, March 3, 1901, as amended by Congress in Public Law 619, 1950. These include the development and maintenance of the national standards of measurement and the provision of means and methods for making measurements consistent with these standards; the determination of physical constants and properties of materials; the development of methods and instruments for testing materials, devices, and structures; advisory services to government agencies on scientific and technical problems; invention and development of devices to serve special needs of the Government; and the development of standard practices, codes, and specifications. The work includes basic and applied research, development, engineering, instrumentation, testing, evaluation, calibration services, and various consultation and information services. Research projects are also performed for other government agencies when the work relates to and supplements the basic program of the Bureau or when the Bureau's unique competence is required. The scope of activities is suggested by the listing of divisions and sections on the inside of the back cover.

Publications

The results of the Bureau's work take the form of either actual equipment and devices or published papers. These papers appear either in the Bureau's own series of publications or in the journals of professional and scientific societies. The Bureau itself publishes three periodicals available from the Government Printing Office: The Journal of Research, published in four separate sections, presents complete scientific and technical papers; the Technical News Bulletin presents summary and preliminary reports on work in progress; and Basic Radio Propagation Predictions provides data for determining the best frequencies to use for radio communications throughout the world. There are also five series of nonperiodical publications: Monographs, Applied Mathematics Series, Handbooks, Miscellaneous Publications, and Technical Notes.

Information on the Bureau's publications can be found in NBS Circular 460, Publications of the National Bureau of Standards (\$1.25) and its Supplement (\$1.50), available from the Superintendent of Documents, Government Printing Office, Washington 25, D.C.

NATIONAL BUREAU OF STANDARDS

Technical Note

106

June 1961

THE INTEGRATED STARLIGHT OVER THE SKY

By

Lawrence R. Megill and Franklin E. Roach

NBS Technical Notes are designed to supplement the Bureau's regular publications program. They provide a means for making available scientific data that are of transient or limited interest. Technical Notes may be listed or referred to in the open literature. They are for sale by the Office of Technical Services, U. S. Department of Commerce, Washington 25, D. C.

DISTRIBUTED BY

UNITED STATES DEPARTMENT OF COMMERCE

OFFICE OF TECHNICAL SERVICES

WASHINGTON 25, D. C.

Price \$2.00

The Integrated Starlight over the Sky

March 1961

Abstract

This Technical Note represents an extension of work published earlier [1]. The amount of light coming from stars of each magnitude from $m = 6$ to 18 is presented for every 10° in galactic longitude and galactic latitudes 0° , -2° , $+5^\circ$, $+10^\circ$, $+15^\circ$, $+20^\circ$, $+30^\circ$, $+40^\circ$, $+60^\circ$, $+70^\circ$ and $+80^\circ$. In addition the total integrated starlight at each of these points is given, using an extrapolation technique to estimate the contribution from stars of magnitude greater than 18. Attention is called to systematic differences between the total integrated starlight based on star counts and recently measured values by Elsässer and Haug. A table converting from galactic to ecliptic and equatorial coordinates is given for convenience.

THE INTEGRATED STARLIGHT OVER THE SKY
Lawrence R. Megill and Franklin E. Roach

Introduction*

In studies of the "light of the night sky" it is customary to use telescopes with an angular field of view of about 5° corresponding to some 20 square degrees of sky. Photometric recordings with such equipment include the brighter stars as easily distinguishable deflections but the fainter stars are part of the general sky background. The quantitative evaluation of the integrated light from the faint stars is thus an essential step in the interpretation of the records.

Of fundamental importance in problems of the structure of our galaxy and of the location of the solar system in the galaxy is the distribution of stars over the celestial sphere. In 1906 the Dutch astronomer, J. C. Kapteyn, proposed that 206 Selected Areas, distributed uniformly over the sky, should be systematically studied, from which sample it was hoped that the gross features of our galaxy

*In a 1961 paper, [1]¹ we presented that part of the present investigation which we considered would be of interest to the general astrophysical reader. In this Technical Note we have included additional extensive tabular material that may be useful in detailed studies.

1. Numbers in brackets [] indicate references, listed at the end of this paper.

would be revealed. Many astronomers and institutions have cooperated in the large enterprise and Kapteyn's hope that our understanding of the galaxy would be increased has been well fulfilled.

Among the studies made of the Selected Areas is the counting of stars to certain limiting magnitudes. In rich fields such as the Milky Way, the stars are so numerous that it is impractical to include a very large sky area. For example, one square degree of sky in the Milky Way may include more than 10,000 stars brighter than photographic magnitude 18. In such cases it is customary to make counts for sky areas of a small fraction of a square degree, the results, however, being referred to "number of stars per square degree". The sampling of the sky is thus controlled by the selection of the original 206 areas for each of which the star counts may be made for less than one square degree. When it is recalled that there are 41,253 square degrees on a sphere, it is apparent that any results obtained from the Selected Areas will be useful in statistical investigations, but will have only limited resolution for detailed studies.

With these qualifying remarks we turn to a tabulation of star counts based chiefly on the Selected Areas for the evaluation of integrated starlight over the sky. In 1925 the late P.J. van Rhijn published in Groningen Publication No. 43 [2] values of the logarithm ($\log N_m$) of the number of stars to limiting photographic magnitudes, $m = 6, 7, \dots, 17, 18$. His tables include 792 regions of

the sky, one for each 10° of galactic longitude and galactic latitudes $0^\circ, -2^\circ, \pm 5^\circ, \pm 10^\circ, \pm 15^\circ, \pm 20^\circ, \pm 30^\circ, \pm 40^\circ, \pm 50^\circ, \pm 60^\circ, \pm 70^\circ,$ and $\pm 80^\circ$.^{*} More than 10,000 individual entries appear in the Groningen 43 tables.

We have undertaken to determine for each tabular entry the amount of starlight, J_m , in each magnitude interval and the total starlight between $m = 6$ and ∞ . The amount of starlight from $m = 18$ to ∞ was estimated by means of an extrapolation technique described later. By assuming a color index dependent on the apparent photographic magnitude, the calculations were also referred to the visual magnitude scale. The calculated quantities, J , are given in equivalent number of 10th magnitude stars per square degree for both photographic $S_{10}(\text{phot})$, and visual, $S_{10}(\text{vis})$, magnitudes in tables 1 and 2^{**}. The conversion from galactic to equatorial and ecliptic coordinates is given in table 3.

The Calculations

The intensity of light, J_m , in 10th magnitude stars per square degree in an interval of one magnitude is computed from the relationship

$$J_m = 10^{-0.4(m-10)} \frac{dN_m}{dm} = 2.303 \times 10^{-0.4(m-10)} N_m \frac{d(\log_{10} N_m)}{dm} \quad (1)$$

*Throughout the paper the "old system" of galactic co-ordinates is used. In accordance with the recommendation of the I.A.U. sub-commission 33b (Blaauw, Gum, Pawsey and Westerhout, 1959), we label the co-ordinates l^I and b^I .

**Several years ago an approximate integration of the star counts in Groningen 43 was made by F.E.Roach. The resulting maps were published by Roach and Pettit [3], and Roach, Pettit, Tandberg-Hanssen and Davis [4].

We have taken

$$\frac{d}{dm} (\log N_m) = \frac{1}{2} \left[(\log N_{m+1} - \log N_m) + (\log N_m - \log N_{m-1}) \right] \quad (2)$$

We have obtained $\log N_6 - \log N_5$ and $\log N_{19} - \log N_{18}$ by extrapolations assuming constant second differences.

An estimate of the contributions from stars fainter than magnitude 18 was made using an extrapolation technique as follows:

An average value, $\overline{\log N_m}$, was obtained for all points with the same galactic latitude. The rate of change, $\frac{d(\log N_m)}{dm}$, was obtained as previously described. A least squares fit to a second order polynomial was then obtained, yielding

$$\frac{d(\log N_m)}{dm} = a + bm + cm^2 \quad (3)$$

Figure 1 shows the type of fit obtained in a typical case. We may then obtain values of N_m for values of m beyond 18. In this case we have

$$N_m = N_0 \exp \left(am + \frac{bm^2}{2} + \frac{cm^3}{3} \right) \quad (4)$$

The factor N_0 may be obtained by normalizing the equation using the tabular value of N_{13} at each point. The calculation of intensity due to stars with $m > 18$ is carried out using this equation to determine

N_m and $\frac{d}{dm}(\log N_m)$. The summation was carried to the point where

$\frac{d(\log N_m)}{dm}$ becomes negative.

The values of J_m on a visual magnitude scale were computed using a color index, C , [5]

$$C = 0.16 + 0.05 m_p \quad (5)$$

where $m_v = m_p - C$. Tables 4 and 5 give the values of $J_m(p)$ and $J_m(v)$ respectively for each point in the sky. Some care must be taken in using table 5, inasmuch as the values of J_m are for intervals of one photographic magnitude or 0.95 visual magnitudes. In order to obtain the value per unit visual magnitude, the $J_m(v)$ values should be multiplied by 1.05.

Tables 6 and 7 give $\overline{J_m(p)}$ and $\overline{J_m(v)}$ which are the averages of all values of $J_m(p)$ and $J_m(v)$ respectively with the same galactic latitude.

Comparison with Milky Way Measurements of Elsässer and Haug

Recently Elsässer and Haug [6] have reported on a photoelectric survey of the Milky Way. Their results are directly comparable with ours since they used filters corresponding to both the photographic and the visual systems. In tables 8 and 9 we show the difference EH minus GR on the photographic and visual scales. We show plots of the mean differences as a function of galactic latitude (figure 2) and of galactic longitudes (figure 3). It is immediately evident that there are significant differences between the two sets of data. The GR 43 integrations are systematically high (or the EH measurements are systematically low) as the galactic plane is approached.

A striking difference is the fact that the GR 43 maximum intensity is near galactic longitude 230° in the constellation Carina, some 90° away from the galactic center. The EH measurements put the maximum intensity near the galactic center in the constellation Sagittarius. In figure 4 we show maps of EH minus GR 43. In figure 5 the difference is shown for three different galactic latitudes as a function of galactic longitude.

The discrepancy between our results and the measurements of Elsässer and Haug is so large that some comment is in order. The EH measurements are, in general, systematically lower than the predictions from the star counts. This cannot be due to errors from our extrapolation procedure since, if we omit the extrapolation entirely there is still a very serious difference between the two. If galactic light is significant, then it would be expected that the EH measurements would give higher values than the star count integrations. There is obviously a systematic error either in the star counts or in the EH measurements (or both). We have no way of evaluating the accuracy of either, however, and therefore in this study merely call attention to the systematic difference.

The contribution to J calculated from GR 43 from the extrapolated region ($m > 18$) is trivial for galactic latitudes greater than 10° ; and its maximum value near the galactic equator is 15 per cent. Thus it is seen that any errors that reside in the use of our method of extrapolation will not seriously affect the deduced values for the total integrated light, J.

In table 10 is given the mean color index according to galactic latitude. It is noted that the Groningen 43 results indicate systematically redder colors (higher index) than those measured by Elsässer and Haug.

Acknowledgements

The authors wish to acknowledge the contribution of Mr. Edward Marovich for his assistance in the use of an I.B.M. tabulator in the preparation of the tables.

Fig. 1. Example ($b^I = -2^\circ$) showing the use of equation (3) to extrapolate from the observed points to the limit ($m \approx 27$) of effective contribution to the integrated starlight.

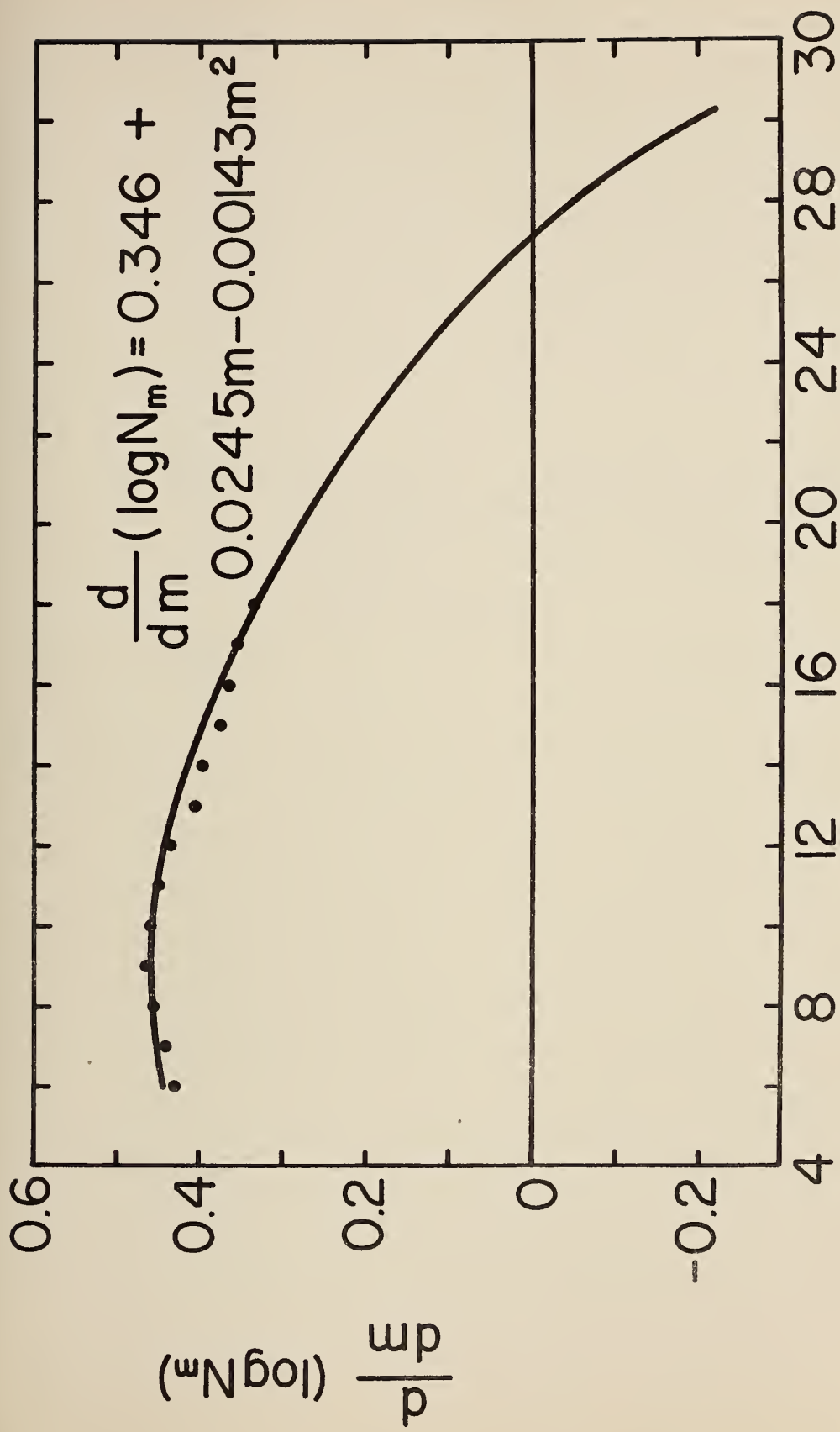


Figure 1

APPARENT PHOTOGRAPHIC MAGNITUDE, $m(p)$

Fig. 2. Mean differences in S_{10} (phot) units between the Elässer-Haug measurements and Groningen 43 integrations plotted as a function of galactic latitude.

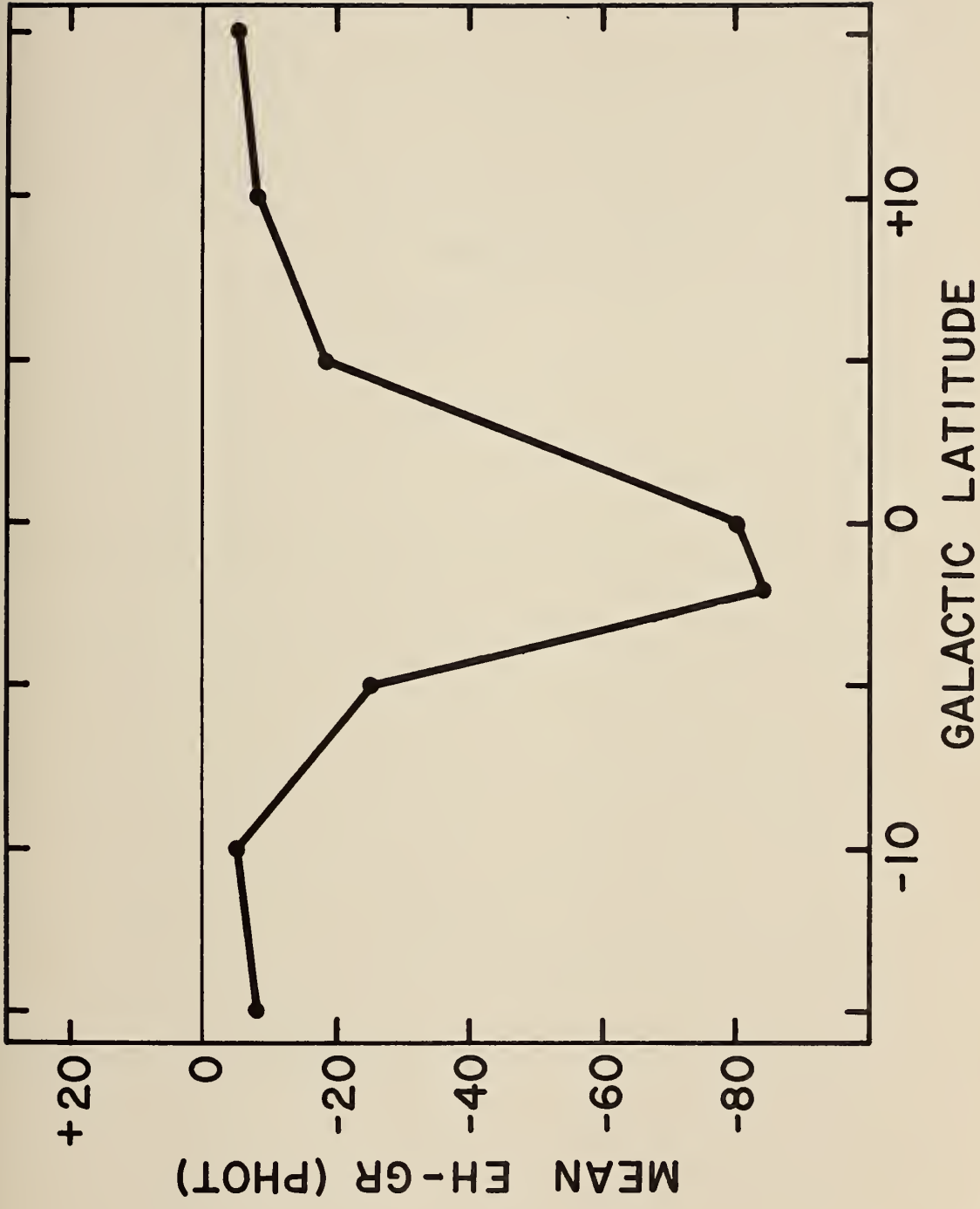


Figure 2

Fig. 3. Mean differences in S_{10} (phot) units
(EH - GR43) as a function of galactic
longitude.

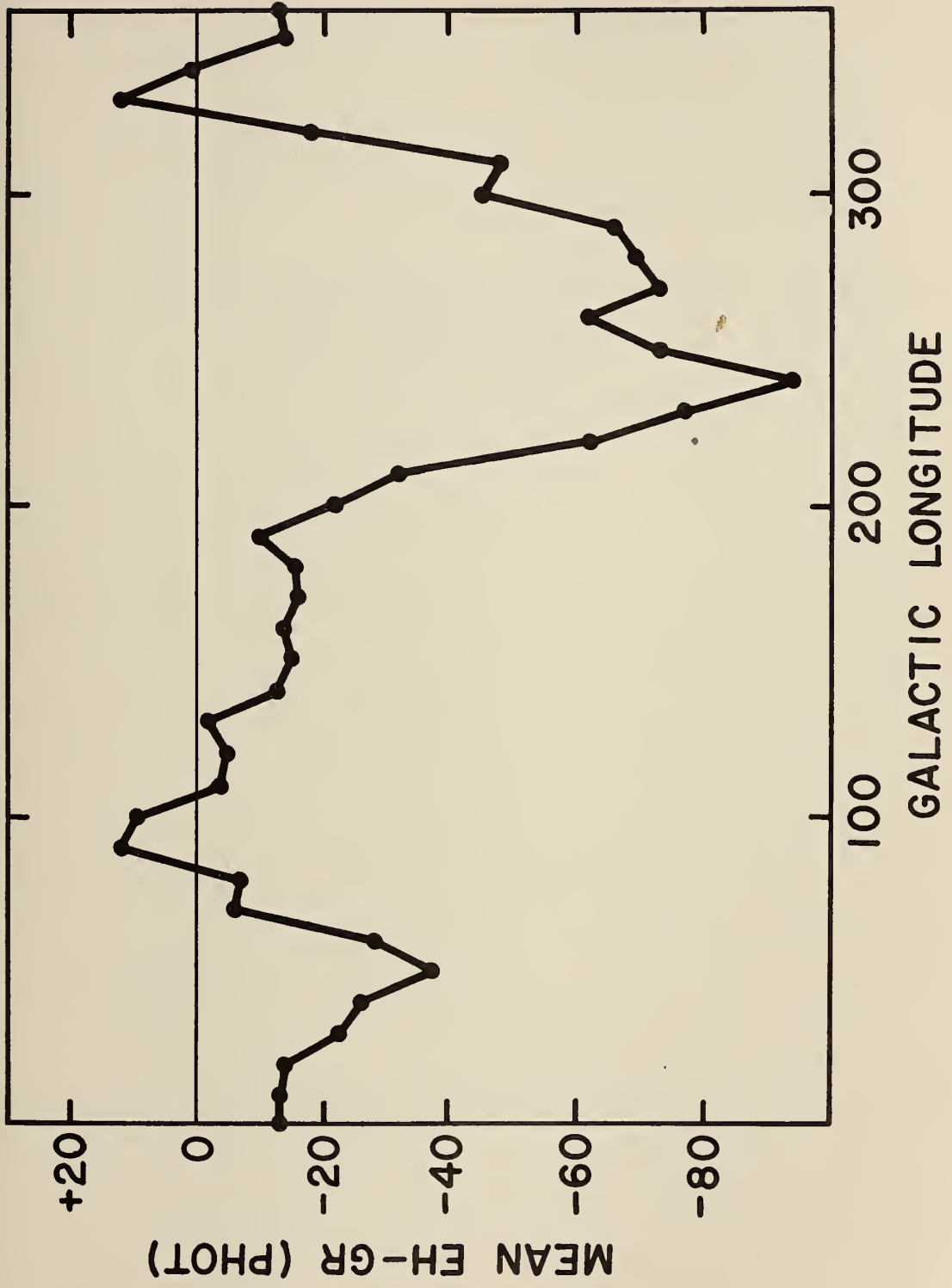
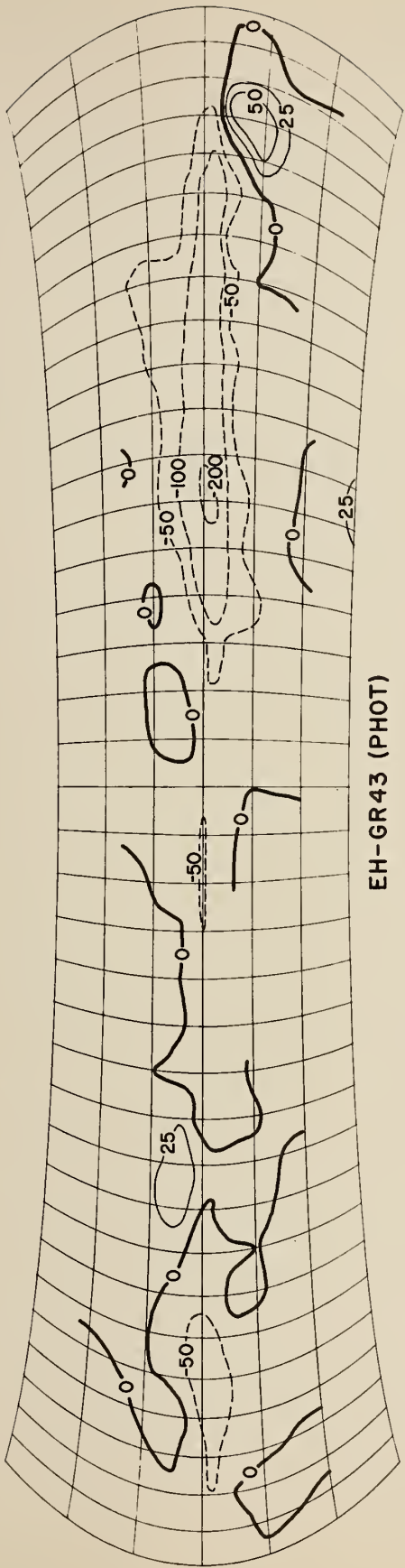


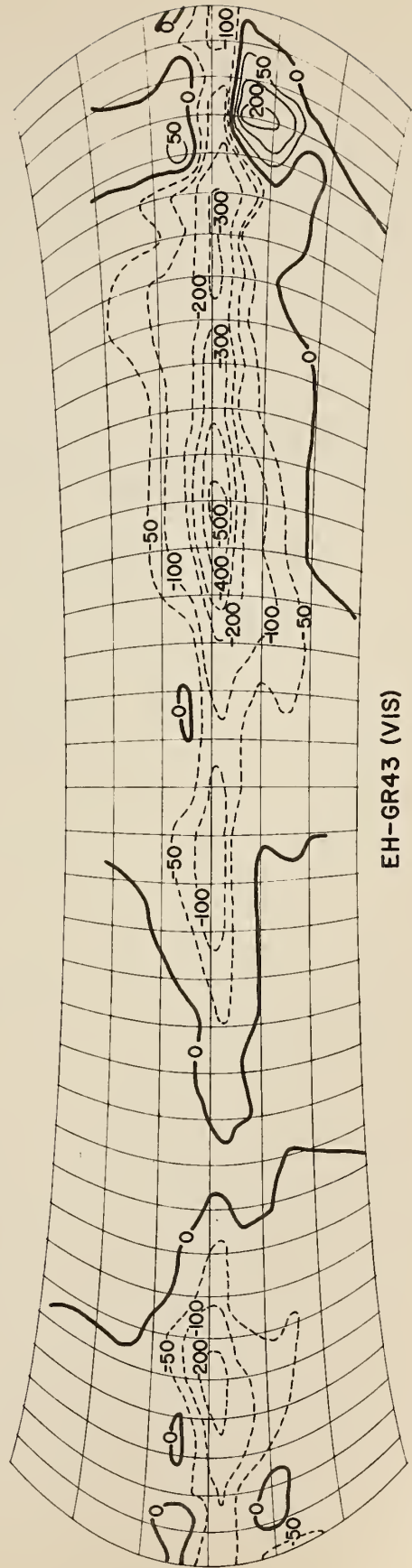
Figure 3



Fig. 4. Differences (EH - GR43) in galactic coordinates above on the photographic scale in $S_{10}(\text{phot})$ units and below on the visual scale in $S_{10}(\text{vis})$ units.



EH-GR43 (PHOT)



EH-GR43 (VIS)

Figure 4

Fig 5. Differences in S_{10} (phot) units (EH - GR43) for three different galactic latitudes ($b^I = +10^\circ, 0^\circ, -10^\circ$) as a function of galactic longitude.

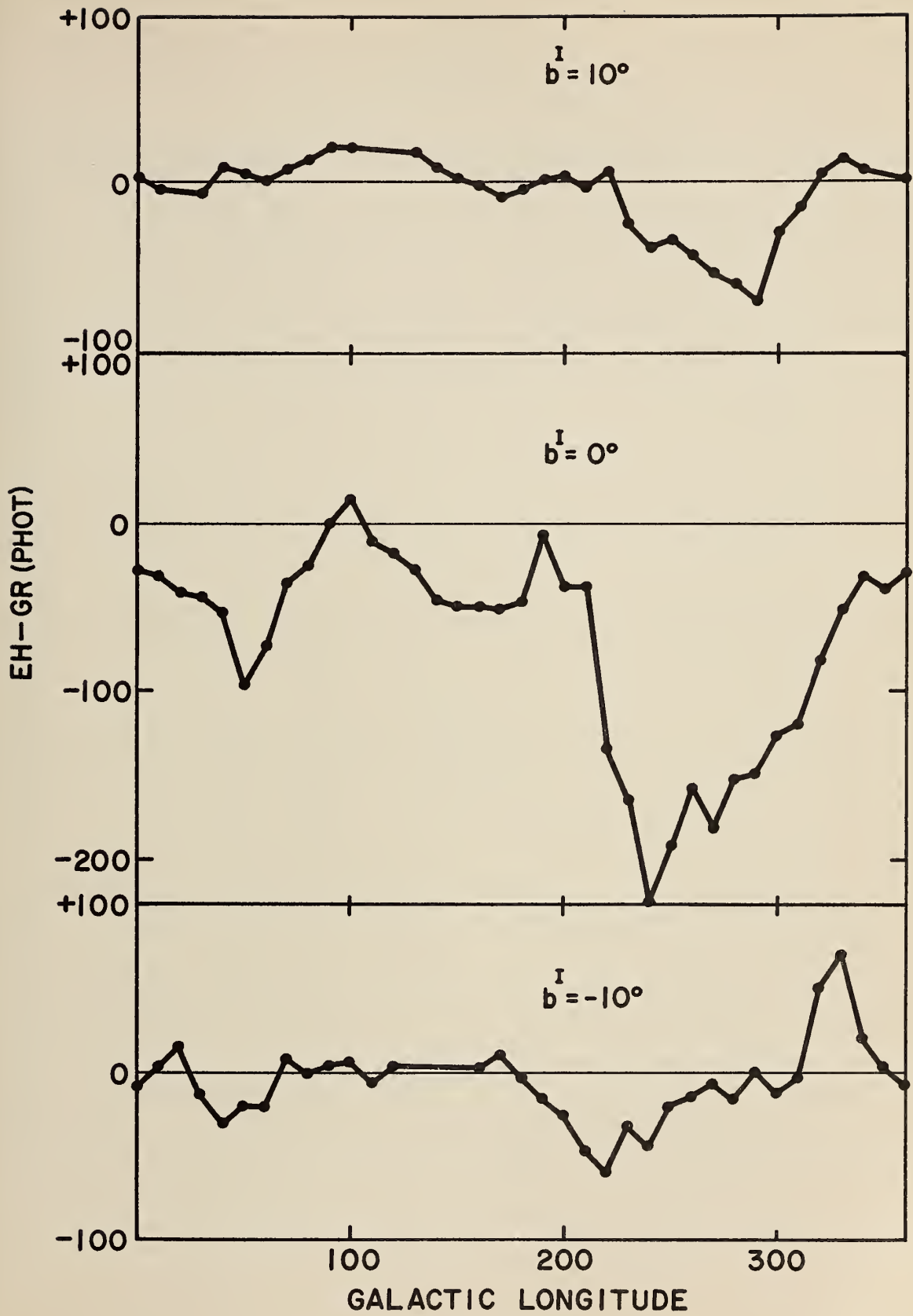


Figure 5

Table 1

Total Integrated Starlight, $J(p)$

$\frac{I}{b^I}$	00	05	10	15	20	30	40	50	60	70	80
000	99	62	54	55	51	40	28	22	19	17	16
010	102	65	60	68	62	43	30	22	19	17	15
020	117	74	68	81	72	45	30	22	19	16	15
030	144	89	77	85	74	44	30	23	19	16	15
040	171	106	82	78	66	42	30	22	18	16	15
050	187	114	80	65	55	38	29	22	18	16	15
060	174	106	70	53	45	34	27	22	18	16	15
070	141	87	58	44	38	31	26	21	18	16	15
080	106	65	47	39	35	29	25	21	18	16	15
090	80	49	39	38	35	28	24	21	18	16	15
100	66	41	35	38	36	28	24	21	18	16	15
110	62	38	34	40	37	28	24	21	18	17	16
120	68	42	37	41	38	28	23	20	18	17	16
130	83	52	43	42	38	29	23	20	18	17	15
140	102	69	52	43	37	29	23	19	17	16	15
150	125	90	62	45	38	30	23	18	16	15	15
160	140	107	72	49	41	31	22	18	16	15	14
170	147	112	78	56	45	31	22	17	15	14	14
180	147	105	80	64	51	32	22	17	15	14	14
190	147	98	78	70	55	33	22	17	15	14	14
200	159	97	76	71	56	33	23	18	16	15	15
210	189	106	78	66	53	33	23	19	17	16	15
220	239	127	82	60	48	33	24	20	17	17	16
230	290	152	89	54	43	32	25	20	18	17	16
240	321	176	98	53	42	33	26	21	19	17	16
250	323	191	109	58	45	35	28	22	19	17	15
260	306	191	118	68	52	38	29	23	19	17	15
270	282	182	124	82	61	40	30	24	19	16	15
280	263	170	125	94	69	41	30	24	19	16	15
290	254	158	120	96	70	40	29	24	20	17	15
300	251	148	109	86	62	37	29	24	20	17	16
310	235	134	94	70	52	34	27	23	20	17	16
320	206	116	79	55	40	33	27	23	20	18	16
330	167	94	65	45	38	32	26	22	20	18	16
340	132	76	56	43	38	34	26	22	19	18	16
350	109	66	52	46	42	36	27	22	19	17	16

Table 1
Continued

Total Integrated Starlight, J(p)

l^I	b^I	-02	-05	-10	-15	-20	-30	-40	-50	-60	-70	-80
000		111	95	81	77	65	42	31	25	21	19	18
010		114	95	79	70	56	38	29	24	21	19	18
020		129	106	83	67	50	34	27	24	21	20	18
030		154	122	91	68	47	32	26	23	21	20	19
040		179	136	99	72	48	32	25	21	20	20	18
050		190	140	102	76	52	33	25	20	19	19	18
060		177	131	98	79	58	36	25	20	18	19	18
070		147	113	90	79	62	39	26	19	18	18	18
080		115	95	80	74	60	40	27	19	17	17	17
090		91	80	70	66	54	38	27	20	17	16	17
100		76	70	62	55	45	34	26	20	17	16	17
110		72	64	55	46	36	30	25	20	17	16	17
120		76	63	50	39	30	26	23	20	18	16	17
130		86	63	46	35	27	24	22	20	18	17	17
140		99	65	44	35	27	23	21	19	18	17	17
150		111	67	44	36	30	25	22	19	18	17	17
160		122	71	46	41	36	28	23	19	18	17	17
170		130	80	54	50	44	32	25	20	18	17	17
180		127	92	66	62	55	37	27	21	18	17	17
190		148	113	85	76	64	40	29	22	18	17	17
200		168	139	110	91	68	42	29	23	19	17	17
210		206	169	131	99	67	41	29	23	19	18	18
220		255	197	144	101	63	38	28	22	19	18	18
230		303	214	142	94	57	35	26	21	20	19	18
240		323	208	128	83	52	33	25	21	20	19	18
250		308	187	108	73	48	32	25	21	20	19	18
260		281	168	94	66	45	31	25	22	21	19	18
270		259	161	91	65	44	32	27	24	21	19	18
280		251	168	100	69	46	33	28	25	22	19	18
290		253	186	119	79	49	34	30	27	22	19	18
300		258	203	141	92	56	37	32	27	22	19	18
310		251	205	153	104	63	40	33	27	22	19	18
320		228	186	148	110	72	43	33	27	21	19	18
330		185	155	129	108	78	46	33	26	21	18	18
340		147	124	108	99	79	47	33	25	20	18	18
350		122	104	91	87	73	46	32	25	20	19	18

Table 2

Total Integrated Starlight, $J(v)$

$z \backslash b$	00	05	10	15	20	30	40	50	60	70	80
000	208	124	109	113	104	80	56	42	36	32	30
010	212	128	120	138	127	86	58	43	36	32	29
020	246	148	136	165	146	90	60	43	36	31	29
030	308	179	155	173	149	88	59	43	35	31	28
040	367	218	165	158	132	83	57	43	35	30	28
050	402	236	162	131	109	74	55	42	35	30	28
060	369	217	141	105	89	66	52	41	34	30	28
070	293	173	115	87	75	60	49	41	33	29	28
080	215	127	92	77	69	56	47	40	34	30	28
090	161	95	76	74	68	54	45	40	34	31	28
100	133	78	67	74	70	53	45	39	34	31	29
110	126	73	66	77	72	54	45	39	34	31	29
120	140	81	71	79	73	54	44	38	34	31	30
130	173	104	83	81	73	55	43	38	33	31	30
140	215	140	102	84	72	57	44	36	32	31	29
150	260	183	124	88	74	58	43	35	30	29	28
160	290	218	145	97	79	59	43	33	30	29	28
170	302	228	157	112	89	61	43	33	29	27	27
180	304	214	162	129	101	63	42	33	29	27	27
190	309	202	159	141	110	64	43	33	29	27	27
200	343	204	158	144	112	64	43	34	30	29	28
210	421	229	162	135	106	62	44	35	31	30	29
220	545	277	173	122	96	63	47	37	33	31	30
230	667	333	189	111	86	63	49	39	34	32	30
240	738	383	207	109	85	66	51	41	35	32	30
250	735	412	231	119	92	72	54	43	36	32	30
260	688	406	251	141	107	77	57	45	37	32	29
270	628	388	263	172	128	82	59	46	37	32	29
280	587	364	266	200	145	84	58	46	37	31	29
290	572	344	258	206	147	81	58	46	37	32	29
300	573	326	237	185	132	75	56	45	38	32	30
310	538	296	207	149	109	69	53	44	38	33	30
320	470	254	172	117	90	65	51	43	38	34	31
330	375	202	139	95	79	65	51	43	37	34	31
340	288	159	118	89	78	67	52	42	37	33	31
350	232	133	108	94	86	73	54	42	36	33	30

Table 2, Continued

Total Integrated Starlight, J(v)

$\ell \backslash b$	-02	-05	-10	-15	-20	-30	-40	-50	-60	-70	-80
000	237	202	173	163	133	83	59	46	39	36	34
010	241	201	166	147	114	74	56	46	39	36	35
020	276	225	177	140	101	67	53	45	39	37	34
030	332	258	193	141	95	63	50	43	39	37	35
040	386	287	207	147	96	62	48	41	38	37	34
050	408	293	211	157	105	66	49	39	36	36	34
060	373	269	202	163	115	71	49	37	35	35	33
070	304	229	184	162	124	77	50	37	34	33	33
080	234	190	162	152	121	79	51	37	33	32	32
090	183	160	142	133	107	74	51	38	32	31	32
100	154	140	126	112	88	66	50	38	32	31	32
110	147	130	112	92	69	56	47	38	33	31	32
120	157	127	101	77	57	49	43	38	34	31	32
130	179	129	93	69	51	45	41	37	34	32	32
140	207	131	87	67	52	43	40	37	34	32	32
150	231	133	85	70	57	46	41	36	34	32	32
160	249	141	89	79	69	52	43	36	33	32	32
170	264	156	103	97	86	61	47	38	34	32	32
180	280	183	128	122	108	71	52	40	34	31	32
190	307	226	169	153	127	78	55	42	35	32	32
200	358	286	222	185	137	82	57	43	35	33	33
210	454	360	273	205	137	81	57	43	36	33	33
220	578	429	308	213	128	77	55	42	37	34	34
230	699	478	310	200	117	71	52	41	37	35	34
240	749	467	281	178	106	67	50	41	37	36	34
250	705	418	237	155	97	64	49	41	38	36	35
260	633	369	204	139	92	63	50	43	39	36	35
270	577	351	196	137	91	64	53	46	40	36	35
280	557	364	214	146	95	65	57	49	42	36	34
290	565	403	254	167	102	69	60	51	42	36	34
300	582	442	303	196	115	74	62	53	42	35	33
310	570	450	331	223	132	81	64	52	42	35	34
320	517	409	322	237	150	88	65	51	41	35	33
330	417	341	281	235	163	92	64	49	39	34	33
340	324	269	235	215	164	94	64	49	39	34	34
350	264	223	196	186	152	90	61	47	39	35	34

Explanation of Table III

Conversion from Galactic Coordinates to
Equatorial and Ecliptic Coordinates.

Table III

$l^I \backslash \delta$	$b^I = 80$				$b^I = 70$			
	δ	α	β	λ	δ	α	β	λ
000	27.3	201.9	33.5	188.4	25.9	213.0	36.6	200.0
010	29.0	201.9	35.1	187.5	29.3	213.4	39.8	198.6
020	30.7	201.6	36.5	186.2	32.7	213.1	42.7	196.3
030	32.3	200.9	37.6	184.6	36.1	212.1	45.3	193.2
040	33.8	199.8	38.5	182.7	39.2	210.4	47.4	189.2
050	35.2	198.5	39.2	180.6	42.0	207.8	48.8	184.5
060	36.2	196.8	39.4	178.4	44.4	204.5	49.4	179.4
070	37.1	194.9	39.4	176.2	46.2	200.4	49.3	174.2
080	37.6	192.8	39.0	174.0	47.3	195.7	48.4	169.2
090	37.7	190.6	38.3	172.0	47.7	190.6	46.7	164.7
100	37.6	188.4	37.3	170.2	47.3	185.6	44.5	161.0
110	37.1	186.4	36.0	168.7	46.2	180.9	41.8	158.2
120	36.2	184.4	34.6	167.5	44.4	176.8	38.7	156.2
130	35.2	182.8	33.0	166.7	42.0	173.4	35.4	155.0
140	33.8	181.4	31.3	166.3	39.2	170.9	32.1	154.6
150	32.3	180.4	29.5	166.2	36.1	169.1	28.6	154.8
160	30.7	179.7	27.8	166.4	32.7	168.2	25.3	155.6
170	29.0	179.3	26.2	167.0	29.3	167.9	22.1	157.0
180	27.3	179.4	24.6	167.8	25.9	168.3	19.2	158.8
190	25.6	179.7	23.2	169.0	22.6	169.2	16.5	161.0
200	23.9	180.3	22.0	170.3	19.5	170.7	14.2	163.7
210	22.4	181.3	21.0	171.8	16.6	172.6	12.3	166.6
220	21.1	182.4	20.2	173.5	14.0	175.0	10.9	169.7
230	19.9	183.8	19.7	175.2	11.8	177.6	9.9	173.1
240	19.0	185.4	19.5	177.1	10.1	180.6	9.5	176.5
250	18.3	187.0	19.5	178.9	8.8	183.8	9.6	180.0
260	17.9	188.8	19.8	180.7	8.0	187.2	10.2	183.4
270	17.7	190.6	20.4	182.4	7.7	190.6	11.3	186.7
280	17.9	192.4	21.3	184.1	8.0	194.1	12.9	189.8
290	18.3	194.7	22.4	185.5	8.8	197.4	14.9	192.6
300	19.0	195.9	23.7	186.8	10.1	200.6	17.4	195.1
310	19.9	197.4	25.1	187.8	11.8	203.6	20.1	197.2
320	21.1	198.8	26.7	188.6	14.0	206.3	23.2	198.9
330	22.4	200.0	28.4	189.0	16.6	208.6	26.4	200.1
340	23.9	200.9	30.1	189.2	19.5	210.6	29.8	200.7
350	25.6	201.6	31.9	189.0	22.6	212.0	33.2	200.7

Table III Cont.

$l^I \backslash$	$b^I=60$				$b^I=50$			
	δ	α	β	λ	δ	α	β	λ
000	23.8	223.7	38.4	212.4	20.9	234.1	38.9	225.2
010	28.7	224.8	43.3	211.1	27.1	235.9	45.3	224.8
020	33.7	225.0	48.0	208.5	33.4	237.0	51.6	222.9
030	38.6	224.3	52.2	204.3	39.9	237.1	57.6	218.9
040	43.4	222.5	55.7	198.2	46.2	236.0	63.0	211.7
050	47.9	219.3	58.2	190.3	52.4	233.2	67.1	200.1
060	51.8	214.5	59.4	180.9	58.1	228.1	69.3	183.7
070	55.0	208.0	59.1	171.2	63.0	219.6	68.8	165.7
080	57.0	199.8	57.4	162.2	66.5	206.8	65.9	150.8
090	57.7	190.6	54.6	154.9	67.7	190.6	61.3	140.8
100	57.0	181.4	50.8	149.5	66.5	174.4	55.6	134.8
110	55.0	173.3	46.4	145.8	63.0	161.7	49.5	131.6
120	51.8	166.8	41.7	143.7	58.1	153.1	43.2	130.2
130	47.9	162.0	36.7	142.7	52.4	148.0	36.7	130.2
140	43.4	158.8	31.7	142.8	46.2	145.2	30.4	131.2
150	38.6	157.0	26.8	143.7	39.9	144.1	24.1	133.0
160	33.7	156.3	22.0	145.3	33.4	144.3	18.2	135.5
170	28.7	156.5	17.5	147.5	27.1	145.3	12.5	138.6
180	23.8	157.5	13.3	150.3	20.9	147.2	7.2	142.3
190	19.0	159.2	9.5	153.7	14.9	149.7	2.4	146.6
200	14.6	161.6	6.3	157.5	9.3	152.9	- 1.8	151.5
210	10.5	164.5	3.6	161.7	4.1	156.7	- 5.2	156.9
220	6.8	167.9	1.5	166.3	- 0.5	161.1	- 7.9	162.8
230	3.7	171.8	0.1	171.1	- 4.6	166.1	- 9.7	169.0
240	1.1	176.1	- 0.5	176.0	- 7.8	171.7	-10.5	175.5
250	- 0.7	180.8	- 0.4	181.0	-10.3	177.7	-10.3	182.0
260	- 1.9	185.6	0.5	185.9	-11.8	184.1	- 9.2	188.4
270	- 2.3	190.6	2.1	190.7	-12.3	190.6	- 7.1	194.6
280	- 1.9	195.6	4.4	195.1	-11.8	197.2	- 4.1	200.3
290	- 0.7	200.5	7.3	199.2	-10.3	203.5	0.4	205.6
300	1.1	205.1	10.8	202.8	- 7.8	209.6	4.0	210.3
310	3.7	209.4	14.7	206.0	- 4.6	215.1	8.9	214.4
320	6.8	213.2	19.0	208.6	- 0.5	220.1	14.3	217.9
330	10.5	216.8	23.6	210.7	4.1	224.6	20.1	220.8
340	14.6	219.7	28.5	212.1	9.3	228.4	26.2	223.0
350	19.0	222.0	33.4	212.7	14.9	231.6	32.5	224.6

Table III, Cont.

$q^I \backslash$	$b^I=40$				$b^I=30$				
	δ	α	β	λ	δ	α	β	λ	
000	17.4	244.0	38.0	238.0	13.5	253.6	35.8	250.2	
010	24.6	246.7	45.6	239.1	21.5	257.0	44.1	253.1	
020	32.1	248.8	53.3	239.1	29.7	260.1	52.6	255.7	
030	39.6	250.1	60.9	237.5	38.0	262.8	61.2	258.2	
040	47.3	250.5	68.2	237.5	46.5	265.2	69.8	260.3	
050	54.9	249.6	74.8	220.1	55.1	267.1	78.4	261.7	
060	62.4	246.4	79.1	191.2	63.7	268.4	87.1	256.1	
070	69.4	238.8	78.1	152.0	72.4	268.4	84.2	94.7	
080	75.2	222.0	72.8	129.8	81.0	263.7	75.5	94.0	
090	77.7	190.6	65.8	120.6	87.7	190.6	66.9	95.7	
100	75.2	159.2	58.3	117.0	81.0	117.6	58.3	98.0	
110	69.4	142.4	50.7	116.1	72.4	112.8	49.7	100.5	
120	62.4	134.8	43.0	116.5	63.7	112.8	41.3	103.2	
130	54.9	131.6	35.5	117.9	55.1	114.2	33.0	106.2	
140	47.3	130.7	28.0	120.1	46.5	116.1	24.8	109.5	
150	39.6	131.1	20.8	122.8	38.0	118.4	16.8	113.1	
160	32.1	132.5	13.8	126.1	29.7	121.2	9.1	117.1	
170	24.6	134.5	7.2	120.0	21.5	124.2	1.7	121.6	
180	17.4	137.2	0.9	134.5	13.5	127.7	- 5.3	126.7	
190	10.4	140.5	- 4.7	139.6	5.7	131.6	-11.8	132.5	
200	3.8	144.4	- 9.7	145.5	- 1.7	136.1	-17.6	139.1	
210	- 2.3	149.0	-14.0	152.0	- 8.7	141.3	-22.6	146.7	
220	- 7.9	154.3	-17.2	159.2	-15.1	147.2	-26.5	155.1	
230	-12.7	160.3	-19.5	166.9	-20.8	154.1	-29.2	164.5	
240	-16.8	167.0	-20.5	175.0	-25.5	161.9	-30.5	174.3	
250	-19.8	174.5	-20.3	183.1	-29.2	170.8	-30.2	184.4	
260	-21.6	182.4	-18.8	191.1	-31.5	180.5	-28.5	194.1	
270	-22.3	190.6	-16.3	198.7	-32.3	190.6	-25.3	203.2	
280	-21.6	198.9	-12.6	205.6	-31.5	200.8	-21.0	211.3	
290	-19.8	206.8	- 8.1	211.9	-29.2	210.5	-15.7	218.6	
300	-16.8	214.2	- 2.9	217.5	-25.5	219.3	- 9.7	224.9	
310	-12.7	220.9	3.0	222.5	-20.8	227.2	- 3.0	230.5	
320	- 7.9	227.0	9.4	226.7	-15.1	234.0	4.1	235.3	
330	- 2.3	232.2	16.1	230.4	- 8.7	240.0	11.7	239.7	
340	3.8	236.8	23.2	233.5	- 1.7	245.1	19.5	243.5	
350	10.4	240.7	30.5	236.1	5.7	249.6	27.5	247.0	

Table III, Cont.

$q^I \backslash$	$b^I=20$				$b^I=15$			
	δ	α	β	λ	δ	α	β	λ
000	9.2	262.8	32.4	261.5	6.9	267.3	30.3	266.9
010	17.7	266.0	41.1	266.0	15.6	271.6	39.0	272.0
020	26.3	270.8	49.8	271.1	24.4	275.9	47.7	278.0
030	35.1	274.7	58.4	277.4	33.2	280.3	56.1	285.6
040	43.9	278.0	66.9	286.5	42.1	285.2	64.1	296.6
050	52.8	283.7	74.7	302.7	50.8	291.1	71.0	314.5
060	61.6	289.8	80.1	339.3	59.4	299.0	75.2	345.0
070	70.2	299.2	78.8	31.9	67.5	310.9	74.3	22.2
080	78.0	318.7	72.2	59.4	74.2	332.5	68.9	48.0
090	82.3	10.6	64.1	72.4	77.3	10.6	61.5	63.0
100	78.0	62.6	55.5	80.3	74.2	48.8	53.3	72.6
110	70.2	82.0	46.8	86.1	67.5	70.3	44.8	79.5
120	61.6	91.5	38.1	90.9	59.4	82.3	36.1	85.2
130	52.8	97.6	29.5	95.3	50.8	90.1	27.4	90.1
140	43.9	102.4	20.9	99.5	42.1	96.0	18.7	94.7
150	35.1	106.5	12.4	103.8	33.2	100.9	10.1	99.3
160	26.3	110.5	4.2	108.3	24.4	105.4	1.7	104.0
170	17.7	114.4	-3.8	113.2	15.6	109.6	-6.6	109.0
180	9.2	118.5	-11.5	118.7	6.9	114.0	-14.5	114.6
190	0.8	122.0	-18.7	125.0	-1.6	118.5	-22.0	121.0
200	-7.2	127.7	-25.3	132.2	-9.9	123.5	-29.0	128.4
210	-14.9	133.3	-31.0	140.6	-17.9	129.1	-35.1	137.2
220	-22.1	139.7	-35.7	150.4	-25.4	135.6	-40.2	147.7
230	-28.6	147.0	-38.9	161.5	-32.3	143.3	-43.7	159.7
240	-34.1	156.0	-40.4	173.6	-38.3	152.6	-45.4	173.1
250	-38.5	166.4	-40.1	185.9	-43.1	163.7	-45.1	186.8
260	-41.3	178.1	-38.0	197.7	-46.2	176.6	-42.7	199.9
270	-42.3	190.6	-34.3	208.4	-47.3	190.6	-38.6	211.4
280	-41.3	203.0	-29.2	217.7	-46.2	204.6	-33.2	221.3
290	-38.5	214.0	-23.1	225.7	-43.1	217.5	-26.7	229.6
300	-34.1	225.0	-16.3	232.6	-38.3	228.6	-19.6	236.6
310	-28.6	234.1	-9.0	238.6	-32.3	237.9	-11.9	242.7
320	-22.1	241.6	-1.2	243.8	-25.4	245.6	-3.8	248.1
330	-14.9	248.0	6.9	248.6	-17.9	252.1	4.5	253.0
340	-7.2	253.5	15.3	253.0	-9.9	257.8	13.0	257.6
350	0.8	258.4	23.8	257.3	-1.6	262.7	21.6	262.2

Table III, Cont.

$q^I \backslash \delta$	$b^I=10$				$b^I=05$			
	δ	α	β	λ	δ	α	β	λ
000	4.6	271.8	28.1	272.0	2.3	276.2	25.6	276.9
010	13.4	276.3	36.7	277.6	11.2	280.8	34.1	282.9
020	22.3	280.8	45.2	284.3	20.0	285.6	42.4	290.0
030	31.1	285.7	53.3	292.8	28.8	290.8	50.2	299.0
040	39.9	291.2	60.8	304.7	37.4	296.8	57.1	311.2
050	48.5	297.9	66.9	322.4	45.7	304.1	62.5	327.9
060	56.7	306.9	70.3	348.0	53.5	313.7	65.3	349.7
070	64.2	320.0	69.6	16.8	60.4	327.1	64.7	13.4
080	69.9	340.7	65.1	39.8	65.4	346.1	60.9	33.7
090	72.3	10.6	58.4	55.2	67.3	10.6	54.9	48.7
100	69.9	40.5	50.6	65.7	65.4	35.1	47.6	59.6
110	64.2	61.2	42.3	73.5	60.4	54.2	39.6	67.9
120	56.7	74.4	33.8	79.7	53.5	67.6	31.3	74.6
130	48.5	83.3	25.1	85.1	45.7	77.2	22.7	80.3
140	39.9	90.1	16.4	90.0	37.4	84.5	14.0	85.5
150	31.1	95.6	7.8	94.8	28.8	90.5	5.3	90.4
160	22.3	100.4	- 0.8	99.7	20.0	95.7	- 3.3	95.3
170	13.4	105.0	- 9.3	104.8	11.2	100.4	-11.9	100.5
180	4.6	109.5	-17.4	110.4	2.3	105.1	-20.3	106.1
190	- 4.0	114.1	-25.3	116.8	- 6.5	109.8	-28.4	112.4
200	-12.6	119.2	-32.6	124.4	-15.1	114.8	-36.0	120.0
210	-20.8	124.8	-39.1	133.5	-23.6	120.3	-43.0	129.2
220	-28.7	131.3	-44.6	144.5	-31.8	126.8	-48.9	140.8
230	-35.9	139.2	-48.5	157.7	-39.4	134.6	-53.2	155.1
240	-42.4	148.8	-50.4	172.5	-46.3	144.5	-55.4	171.9
250	-47.6	160.7	-50.0	188.0	-52.0	157.0	-55.0	189.3
260	-51.1	174.8	-47.4	202.4	-55.9	172.7	-52.0	205.4
270	-52.3	190.6	-42.9	214.8	-57.3	190.6	-47.1	218.7
280	-51.1	206.4	-37.0	225.2	-55.9	208.6	-40.7	229.4
290	-47.6	220.6	-30.2	233.7	-52.0	224.2	-33.5	238.1
300	-42.4	232.4	-22.7	240.8	-46.3	236.8	-25.7	245.2
310	-35.9	242.1	-14.7	246.9	-39.4	246.6	-17.5	251.2
320	-28.7	249.9	- 6.4	252.3	-31.8	254.5	- 9.0	256.7
330	-20.8	256.5	2.1	257.3	-23.6	260.9	- 0.4	261.7
340	-12.6	262.1	10.7	262.1	-15.1	266.5	8.3	266.6
350	- 4.0	267.1	19.4	266.9	- 6.5	271.5	17.0	271.6

Table III, Cont.

$q^I \setminus$	$b^I=00$				$b^I=-02$			
	δ	α	β	λ	δ	α	β	λ
000	0.0	280.6	23.0	281.6	- 0.9	282.4	21.9	283.4
010	8.8	285.3	31.3	287.8	7.9	287.1	30.2	289.7
020	17.6	290.2	39.3	295.2	16.6	292.1	38.0	297.2
030	26.3	295.7	46.7	304.5	25.2	297.5	45.2	306.5
040	34.7	301.9	53.1	316.4	33.5	303.9	51.4	318.3
050	42.7	309.6	57.9	332.0	41.4	311.7	56.1	333.3
060	50.0	319.5	60.4	351.0	48.6	321.6	58.4	351.3
070	56.3	332.5	59.9	11.1	54.6	334.5	57.9	10.3
080	60.7	349.9	56.5	29.0	58.8	351.1	54.7	27.5
090	62.3	10.6	51.1	43.3	60.3	10.6	49.5	41.4
100	60.7	31.4	44.3	54.2	58.8	30.2	42.9	52.3
110	56.3	48.7	36.7	62.8	54.6	46.8	35.4	60.9
120	50.0	61.8	28.6	69.8	48.6	59.7	27.4	67.9
130	42.7	71.6	20.2	75.7	41.4	69.6	19.1	73.9
140	34.7	79.3	11.6	81.0	33.5	77.3	10.6	79.3
150	26.3	85.6	2.9	86.0	25.2	83.7	1.9	84.3
160	17.6	91.0	- 5.8	91.0	16.6	89.2	- 6.8	89.2
170	8.8	95.0	-14.5	96.1	7.9	94.2	-15.5	94.3
180	0.0	280.6	23.0	281.6	- 0.9	98.9	-24.1	99.7
190	- 8.8	105.3	-31.3	107.8	- 9.8	103.5	-32.5	105.9
200	-17.6	110.2	-39.3	115.2	-18.6	108.4	-40.6	113.2
210	-26.3	115.7	-46.7	124.5	-27.3	113.7	-48.1	122.4
220	-34.7	121.9	-53.1	136.4	-35.8	119.9	-54.7	134.5
230	-42.7	129.6	-57.9	152.0	-43.9	127.5	-59.8	150.5
240	-50.0	139.5	-60.4	171.0	-51.5	137.3	-62.4	170.5
250	-56.3	152.6	-59.9	191.1	-57.9	150.5	-61.8	191.9
260	-60.7	169.9	-56.5	209.0	-62.6	168.5	-58.3	210.8
270	-62.3	190.6	-51.1	223.3	-64.3	190.6	-52.6	225.4
280	-60.7	211.4	-44.3	234.2	-62.6	212.7	-45.6	236.3
290	-56.3	228.7	-36.7	242.8	-57.9	230.7	-37.9	244.8
300	-50.0	241.8	-28.6	249.8	-51.5	244.0	-29.7	251.7
310	-42.7	251.6	-20.2	255.7	-43.9	253.8	-21.2	257.5
320	-34.7	259.2	-11.6	261.0	-35.8	261.3	-12.6	262.8
330	-26.3	265.6	- 2.9	266.0	-27.3	267.5	- 3.9	267.8
340	-17.6	271.0	5.8	271.0	-18.6	272.9	4.8	272.7
350	- 8.8	275.9	14.5	276.1	- 9.8	277.7	13.5	277.8

Table III, Cont.

$Q^I \backslash \delta$	$b^I = -05$				$b^I = -10$			
	δ	α	β	λ	δ	α	β	λ
000	- 2.3	285.1	20.3	286.1	- 4.6	289.5	17.4	290.4
010	6.5	289.8	28.4	292.4	4.0	294.1	25.3	296.8
020	15.1	294.8	36.0	300.0	12.6	299.2	32.6	304.4
030	23.6	300.2	43.0	309.2	20.8	304.8	39.1	313.5
040	31.8	306.8	48.9	320.8	28.7	311.3	44.6	324.5
050	39.4	314.6	53.2	335.1	35.9	319.2	48.5	337.7
060	46.3	324.6	55.4	351.9	42.4	328.8	50.4	352.5
070	52.0	337.0	55.0	9.3	47.6	340.7	50.0	8.0
080	55.9	352.7	52.0	25.4	51.1	354.8	47.4	22.4
090	57.3	10.6	47.1	38.7	52.3	10.6	42.9	34.8
100	55.9	28.6	40.7	49.4	51.1	26.4	37.0	45.2
110	52.0	44.2	33.5	58.1	47.6	40.6	30.2	53.7
120	46.3	56.8	25.7	65.2	42.4	52.4	22.7	60.8
130	39.4	66.6	17.5	71.2	35.9	62.1	14.7	66.9
140	31.8	74.5	9.0	76.7	28.7	69.9	6.4	72.3
150	23.6	80.0	0.4	81.7	20.8	76.5	- 2.1	77.3
160	15.1	86.5	- 8.3	86.6	12.6	82.1	-10.7	82.1
170	6.5	91.5	-17.0	91.6	4.0	87.1	-19.4	86.9
180	- 2.3	96.2	-25.6	96.9	- 4.6	91.8	-28.1	92.0
190	-11.2	100.8	-34.1	102.9	-13.4	96.3	-36.7	97.6
200	-20.0	105.6	-42.4	110.0	-22.3	100.8	-45.2	104.3
210	-28.8	110.8	-50.2	119.0	-31.1	105.7	-53.3	112.8
220	-37.4	116.8	-57.1	131.2	-39.9	111.2	-60.8	124.7
230	-45.7	124.1	-62.5	147.9	-48.5	117.9	-66.9	142.4
240	-53.5	133.7	-65.3	160.7	-56.7	126.9	-70.3	168.0
250	-60.4	147.1	-64.7	193.4	-64.2	140.0	-69.6	196.8
260	-65.4	166.1	-60.9	213.7	-69.9	160.7	-65.1	219.8
270	-67.3	190.6	-54.9	228.7	-72.3	190.6	-58.4	235.2
280	-65.4	215.1	-47.6	239.6	-69.9	220.5	-50.6	245.7
290	-60.4	234.2	-39.6	247.9	-64.2	241.2	-42.3	253.5
300	-53.5	247.6	-31.3	254.6	-56.7	254.4	-33.8	259.7
310	-45.7	257.2	-22.7	260.3	-48.5	263.3	-25.1	265.1
320	-37.4	264.6	-14.0	265.5	-39.9	270.1	-16.4	270.0
330	-28.8	270.5	- 5.3	270.4	-31.1	275.6	- 7.8	274.8
340	-20.0	275.7	3.3	275.3	-22.3	280.4	0.8	279.7
350	-11.2	280.4	11.9	280.5	-13.4	285.0	9.3	284.8

Table III, Cont.

$Q^I \setminus$	$b^I = -15$				$b^I = -20$			
	α	β	λ	δ	α	β	λ	
000	- 6.9	294.0	14.5	294.6	- 9.2	298.5	11.5	298.7
010	1.6	298.5	22.0	301.0	- 0.8	302.9	18.7	305.0
020	9.9	303.5	29.0	308.4	7.2	307.7	25.3	312.2
030	17.9	309.1	35.1	317.2	14.9	313.3	31.0	320.6
040	25.4	315.6	40.2	327.7	22.1	319.7	35.7	330.4
050	32.3	323.3	43.7	339.7	28.6	327.2	38.9	341.5
060	38.3	332.6	45.4	353.1	34.1	336.0	40.4	353.6
070	43.1	343.7	45.1	6.8	39.5	346.4	40.1	5.9
080	46.2	356.6	42.7	19.9	41.3	358.1	38.0	17.7
090	47.3	10.6	38.6	31.4	42.3	10.6	34.3	28.4
100	46.2	24.6	33.2	41.3	41.3	23.2	29.2	37.7
110	43.1	37.5	26.7	49.6	38.5	34.9	23.1	45.7
120	38.3	48.6	19.6	56.6	34.1	45.2	16.3	52.6
130	32.3	57.9	11.9	62.7	28.6	54.1	9.0	58.6
140	25.4	65.6	3.8	68.1	22.1	61.6	1.2	63.8
150	17.9	72.1	- 4.5	73.0	14.9	68.0	- 6.9	68.6
160	9.9	77.8	-13.0	77.6	7.2	73.5	-15.3	73.0
170	1.6	82.7	-21.6	82.2	- 0.8	78.4	-23.8	77.3
180	- 6.9	87.3	-30.3	86.9	- 9.2	82.8	-32.4	81.5
190	-15.6	91.6	-39.0	92.0	-17.7	86.9	-41.1	86.0
200	-24.4	95.9	-47.7	98.0	-26.3	90.8	-49.8	91.1
210	-33.2	100.3	-56.1	105.6	-35.1	94.7	-58.4	97.4
220	-42.1	105.2	-64.1	116.6	-43.9	98.9	-66.9	106.5
230	-50.8	111.1	-71.0	134.5	-52.8	103.7	-74.7	122.7
240	-59.4	119.0	-75.2	165.0	-61.6	109.8	-80.1	159.3
250	-67.5	130.9	-74.3	202.2	-70.2	119.2	-78.8	211.9
260	-74.2	152.5	-68.9	228.0	-78.0	138.7	-72.2	239.4
270	-77.3	190.6	-61.5	243.0	-82.3	190.6	-64.1	252.4
280	-74.2	228.8	-53.3	252.6	-78.0	242.6	-55.5	260.3
290	-67.5	250.3	-44.8	259.5	-70.2	262.0	-46.8	266.1
300	-59.4	262.3	-36.1	265.2	-61.6	271.5	-38.1	270.9
310	-50.8	270.1	-27.4	270.1	-52.8	277.6	-29.5	275.3
320	-42.1	276.0	-18.7	274.7	-43.9	282.4	-20.9	279.5
330	-33.2	280.9	-10.1	279.3	-35.1	286.5	-12.4	283.8
340	-24.4	285.4	- 1.7	284.0	-26.3	290.5	- 4.2	288.3
350	-15.6	289.6	6.6	289.0	-17.7	294.4	3.8	293.2

Table III, Cont.

$q^I \backslash \delta$	$b^I = -30$				$b^I = -40$			
	δ	α	β	λ	δ	α	β	λ
000	-13.5	307.7	5.3	306.7	-17.4	317.2	-0.9	314.5
010	-5.7	311.6	11.8	312.5	-10.4	320.5	4.7	319.6
020	1.7	316.1	17.6	319.1	-3.8	324.4	9.7	325.5
030	8.7	321.3	22.6	326.7	2.3	329.0	14.0	332.0
040	15.1	327.2	26.5	335.1	7.9	334.3	17.2	339.2
050	20.8	334.1	29.2	344.5	12.7	340.3	19.5	346.9
060	25.5	341.9	30.5	354.3	16.8	347.0	20.5	355.0
070	29.2	350.8	30.2	4.4	19.8	354.5	20.3	3.1
080	31.5	0.5	28.5	14.1	21.6	2.4	18.8	11.1
090	32.3	10.6	25.3	23.2	22.3	10.6	16.3	18.7
100	31.5	20.8	21.0	31.3	21.6	18.9	12.6	25.6
110	29.2	30.5	15.7	38.6	19.8	26.8	8.1	31.9
120	25.5	39.3	9.7	44.9	16.8	34.2	2.9	37.5
130	20.8	47.2	3.0	50.5	12.7	40.9	-3.0	42.5
140	15.1	54.0	-4.1	55.3	7.9	47.0	-9.4	46.7
150	8.7	60.0	-11.7	59.7	2.3	52.2	-16.1	50.4
160	1.7	65.1	-19.5	63.5	-3.8	56.8	-23.2	53.5
170	-5.7	69.6	-27.5	67.0	-10.4	60.7	-30.5	56.1
180	-13.5	73.6	-35.8	70.2	-17.4	64.0	-38.0	58.0
190	-21.5	77.0	-44.1	73.1	-24.6	66.7	-45.6	59.1
200	-29.7	80.1	-52.6	75.7	-32.1	68.8	-53.3	59.1
210	-38.0	82.8	-61.2	78.2	-39.6	70.1	-60.9	57.5
220	-46.5	85.2	-69.8	80.3	-47.3	70.5	-68.2	52.5
230	-55.1	87.1	-78.4	81.7	-54.9	69.6	-74.8	40.1
240	-63.7	88.4	-87.1	76.1	-62.4	66.4	-79.1	11.2
250	-72.4	88.4	-84.2	274.7	-69.4	58.8	-78.1	332.0
260	-81.0	83.7	-75.5	274.0	-75.2	42.0	-72.8	309.8
270	-87.7	10.6	-66.9	275.7	-77.7	10.6	-65.8	300.6
280	-81.0	297.6	-58.3	278.0	-75.2	339.2	-58.3	297.0
290	-72.4	292.8	-49.7	280.5	-69.4	322.4	-50.7	296.1
300	-63.7	292.8	-41.3	283.2	-62.4	314.8	-43.0	296.5
310	-55.1	294.2	-33.0	286.2	-54.9	311.6	-35.5	297.9
320	-46.5	296.1	-24.8	289.5	-47.3	310.7	-28.0	300.1
330	-38.0	298.4	-16.8	293.1	-39.6	311.1	-20.8	302.8
340	-29.7	301.2	-9.1	297.1	-32.1	312.5	-13.8	306.1
350	-21.5	304.2	-1.7	301.6	-24.6	314.5	-7.2	310.0

Table III, Cont.

$q^I \backslash$	$b^I = -50$				$b^I = -60$			
	δ	α	β	λ	δ	α	β	λ
000	-20.9	327.2	- 7.2	322.3	-23.8	337.5	-13.3	330.3
010	-14.9	329.7	- 2.4	326.6	-19.0	339.2	- 9.5	333.7
020	- 9.3	332.9	1.8	331.5	-14.6	341.6	- 6.3	337.5
030	- 4.1	336.7	5.2	336.9	-10.5	344.5	- 3.6	341.7
040	0.5	341.1	7.9	342.8	- 6.8	347.9	- 1.5	346.3
050	4.6	346.1	9.7	349.0	- 3.7	351.8	- 0.1	351.1
060	7.8	351.7	10.5	355.5	- 1.1	356.1	0.5	356.0
070	10.3	357.7	10.3	2.0	0.7	0.8	0.4	1.0
080	11.8	4.1	9.2	8.4	1.9	5.6	- 0.5	5.9
090	12.3	10.6	7.1	14.6	2.3	10.6	- 2.1	10.7
100	11.8	17.2	4.1	20.3	1.9	15.6	- 4.4	15.1
110	10.3	23.6	0.4	25.6	0.7	20.5	- 7.3	19.2
120	7.8	29.6	- 4.0	30.3	- 1.1	25.1	-10.8	22.8
130	4.6	35.1	- 8.9	34.4	- 3.7	29.4	-14.7	26.0
140	0.5	40.1	-14.3	37.9	- 6.8	33.3	-19.0	28.6
150	- 4.1	44.6	-20.1	40.8	-10.5	36.8	-23.6	30.7
160	- 9.3	48.4	-26.2	43.0	-14.6	39.7	-28.5	32.1
170	-14.9	51.6	-32.5	44.6	-19.0	42.0	-33.4	32.7
180	-20.9	54.1	-38.9	45.2	-23.8	43.7	-38.4	32.4
190	-27.1	55.9	-45.3	44.8	-28.7	44.8	-43.3	31.1
200	-33.4	57.0	-51.6	42.9	-33.7	45.0	-48.0	28.5
210	-39.9	57.1	-57.6	38.9	-38.6	44.3	-52.2	24.3
220	-46.2	56.0	-63.0	31.7	-43.4	42.5	-55.7	18.2
230	-52.4	53.2	-67.1	20.1	-47.9	39.3	-58.2	10.3
240	-58.1	48.1	-69.3	3.7	-51.8	34.5	-59.4	0.9
250	-63.0	39.6	-68.8	345.7	-55.0	28.0	-59.1	351.2
260	-66.5	26.8	-65.9	330.8	-57.0	19.8	-57.4	342.2
270	-67.7	10.6	-61.3	320.8	-57.7	10.6	-54.6	334.9
280	-66.5	354.4	-55.6	314.8	-57.0	1.4	-50.8	329.5
290	-63.0	341.7	-49.5	311.6	-55.0	353.3	-46.4	325.8
300	-58.1	333.1	-43.2	310.2	-51.8	346.8	-41.7	323.7
310	-52.4	328.0	-36.7	310.2	-47.9	342.0	-36.7	322.7
320	-46.2	325.2	-30.4	311.2	-43.4	338.8	-31.7	322.8
330	-39.9	324.1	-24.1	313.0	-38.6	337.0	-26.8	323.7
340	-33.4	324.3	-18.2	315.5	-33.7	336.3	-22.0	325.3
350	-27.1	325.3	-12.5	318.6	-28.7	336.5	-17.5	327.5

Table III, Cont.

$Q^I \backslash \delta$	$b^I = -70$				$b^I = -80$			
	δ	α	β	λ	δ	α	β	λ
000	-25.9	348.2	-19.2	338.8	-27.3	359.4	-24.6	347.8
010	-22.6	349.2	-16.5	341.0	-25.6	359.7	-23.2	349.0
020	-19.5	350.7	-14.2	343.7	-23.9	0.3	-22.0	350.3
030	-16.6	352.6	-12.3	346.6	-22.4	1.3	-21.0	351.8
040	-14.0	355.0	-10.9	349.7	-21.1	2.4	-20.2	353.5
050	-11.8	357.6	-9.9	353.1	-19.9	3.8	-19.7	355.2
060	-10.1	0.6	-9.5	356.5	-19.0	5.4	-19.5	357.1
070	-8.8	3.8	-9.6	350.0	-18.3	7.0	-19.5	358.9
080	-8.0	7.2	-10.2	3.4	-17.9	8.8	-19.8	0.7
090	-7.7	10.6	-11.3	6.7	-17.7	10.6	-20.4	2.4
100	-8.0	14.1	-12.9	9.8	-17.9	12.4	-21.3	4.1
110	-8.8	17.4	-14.9	12.6	-18.3	14.2	-22.4	5.5
120	-10.1	20.6	-17.4	15.1	-19.0	15.9	-23.7	6.8
130	-11.8	23.6	-20.1	17.2	-19.9	17.4	-25.1	7.8
140	-14.0	26.3	-23.2	18.9	-21.1	18.8	-26.7	8.6
150	-16.6	28.6	-26.4	20.1	-22.4	20.0	-28.4	9.0
160	-19.5	30.6	-29.8	20.7	-23.9	20.9	-30.1	9.2
170	-22.6	32.0	-33.2	20.7	-25.6	21.6	-31.9	9.0
180	-25.9	33.0	-36.6	20.0	-27.3	21.9	-33.5	8.4
190	-29.3	33.4	-39.8	18.6	-29.0	21.9	-35.1	7.5
200	-32.7	33.1	-42.7	16.3	-30.7	21.6	-36.5	6.2
210	-36.1	32.1	-45.3	13.2	-32.3	20.9	-37.6	4.6
220	-39.2	30.4	-47.4	9.2	-33.8	19.8	-38.5	2.7
230	-42.0	27.8	-48.8	4.5	-35.2	18.5	-39.2	0.6
240	-44.4	24.5	-49.4	359.4	-36.2	16.8	-39.4	358.4
250	-46.2	20.4	-49.3	354.2	-37.1	14.9	-39.4	356.2
260	-47.3	15.7	-48.4	349.2	-37.6	12.8	-39.0	354.0
270	-47.7	10.6	-46.7	344.7	-37.7	10.6	-38.3	352.0
280	-47.3	5.6	-44.5	341.0	-37.6	8.4	-37.3	350.2
290	-46.2	0.9	-41.8	338.2	-37.1	6.4	-36.0	348.7
300	-44.4	356.8	-38.7	336.2	-36.2	4.4	-34.6	347.5
310	-42.0	353.4	-35.4	335.0	-35.2	2.8	-33.0	346.7
320	-39.2	350.9	-32.1	334.6	-33.8	1.4	-31.3	346.3
330	-36.1	349.1	-28.6	334.8	-32.3	0.4	-29.5	346.2
340	-32.7	348.2	-25.3	335.6	-30.7	359.7	-27.8	346.4
350	-29.3	347.9	-22.1	337.0	-29.0	359.3	-26.2	347.0

Explanation of Table IV

$J_m(p)$, the Amount of Starlight in Units of Number of
Photographic Tenth Magnitude Stars Per Square Degree According to

(a) Apparent Photographic Magnitude, and

(b) Galactic Coordinates.

Table IV

$$b^I = -80$$

M(P)	6	7	8	9	10	11	12	13	14	15	16	17	18
e^I 000	2.0	2.2	2.1	2.0	1.9	1.8	1.7	1.4	1.0	0.7	0.5	0.3	0.2
010	2.1	2.1	2.0	2.0	2.0	1.9	1.8	1.5	1.1	0.7	0.4	0.3	0.2
020	2.2	2.1	2.0	2.0	2.0	2.0	1.8	1.5	1.0	0.6	0.4	0.2	0.1
030	2.3	2.1	1.9	2.0	2.1	2.1	1.9	1.6	1.0	0.6	0.4	0.2	0.1
040	2.3	2.0	1.9	1.9	2.2	2.1	2.0	1.6	1.0	0.6	0.3	0.2	0.1
050	2.2	2.0	1.9	1.9	2.1	2.1	2.0	1.6	1.0	0.6	0.3	0.2	0.1
060	2.1	2.0	1.9	1.9	2.0	2.0	1.9	1.5	1.0	0.6	0.3	0.2	0.1
070	1.9	2.0	2.0	1.9	1.9	1.9	1.8	1.5	1.0	0.6	0.4	0.2	0.1
080	1.7	2.0	2.0	1.9	1.9	1.8	1.7	1.5	1.1	0.6	0.4	0.2	0.1
090	1.5	1.9	2.0	1.9	1.8	1.8	1.7	1.4	1.0	0.6	0.4	0.3	0.2
100	1.4	1.8	2.0	1.9	1.8	1.8	1.7	1.4	1.0	0.6	0.4	0.3	0.2
110	1.3	1.7	1.9	2.0	1.9	1.9	1.7	1.4	1.0	0.6	0.4	0.3	0.2
120	1.3	1.6	1.9	2.0	2.0	2.0	1.8	1.5	1.0	0.6	0.4	0.2	0.2
130	1.3	1.6	1.8	2.0	2.0	2.1	1.9	1.5	1.0	0.6	0.4	0.2	0.2
140	1.4	1.6	1.8	2.0	2.0	2.1	1.9	1.5	1.0	0.6	0.4	0.2	0.2
150	1.4	1.6	1.8	2.0	2.0	2.1	1.9	1.5	1.0	0.6	0.4	0.2	0.2
160	1.5	1.7	1.8	2.0	2.0	1.9	1.8	1.5	1.0	0.6	0.4	0.2	0.2
170	1.6	1.8	1.9	1.9	1.9	1.9	1.7	1.5	1.0	0.6	0.4	0.3	0.2
180	1.7	1.9	1.9	1.9	1.9	1.8	1.7	1.4	1.0	0.6	0.4	0.3	0.2
190	1.8	2.0	1.9	1.9	1.9	1.8	1.7	1.4	0.9	0.6	0.4	0.3	0.2
200	2.0	2.0	1.9	1.8	1.9	1.9	1.8	1.4	0.9	0.6	0.4	0.2	0.2
210	2.1	2.1	1.8	1.9	2.0	2.0	1.8	1.4	1.0	0.6	0.4	0.2	0.1
220	2.1	2.1	1.9	1.8	2.0	2.1	1.9	1.5	1.0	0.6	0.4	0.2	0.1
230	2.3	2.1	1.8	1.9	2.0	2.0	1.9	1.5	1.0	0.6	0.4	0.2	0.1
240	2.3	2.1	1.9	1.9	2.0	2.0	1.9	1.6	1.1	0.6	0.4	0.2	0.1
250	2.2	2.1	1.9	1.9	2.0	2.0	1.9	1.5	1.1	0.7	0.4	0.3	0.1
260	2.2	2.1	2.0	2.0	1.9	1.9	1.8	1.5	1.1	0.7	0.4	0.3	0.2
270	2.2	2.1	2.0	2.0	2.0	1.9	1.8	1.5	1.1	0.7	0.4	0.3	0.2
280	2.0	2.0	2.0	2.0	2.0	1.9	1.7	1.5	1.0	0.6	0.4	0.3	0.2
290	2.0	2.0	2.0	2.1	2.0	1.9	1.8	1.4	1.0	0.6	0.4	0.3	0.2
300	1.8	1.9	2.0	2.0	2.0	2.0	1.8	1.4	0.9	0.6	0.4	0.3	0.2
310	1.8	2.0	2.0	2.1	2.0	2.0	1.8	1.4	0.9	0.6	0.4	0.3	0.2
320	1.7	1.9	2.0	2.0	2.0	2.0	1.8	1.4	1.0	0.6	0.4	0.3	0.2
330	1.7	2.0	2.1	2.0	2.0	1.9	1.8	1.4	1.0	0.6	0.4	0.3	0.2
340	1.8	2.1	2.1	2.0	1.9	1.9	1.7	1.4	1.0	0.7	0.4	0.3	0.2
350	1.8	2.1	2.1	2.0	1.9	1.8	1.7	1.4	1.0	0.7	0.4	0.3	0.2

-29-
Table IV, Cont.

$b^I = -70$

M(P)	6	7	8	9	10	11	12	13	14	15	16	17	18
ρ^I 000	2.1	2.3	2.2	2.1	2.0	1.9	1.7	1.4	1.1	0.9	0.6	0.4	0.2
010	2.3	2.3	2.2	2.1	2.1	2.0	1.8	1.5	1.1	0.8	0.6	0.3	0.2
020	2.5	2.3	2.0	2.1	2.2	2.1	2.0	1.6	1.1	0.8	0.5	0.3	0.1
030	2.6	2.2	1.9	2.1	2.3	2.3	2.1	1.7	1.1	0.7	0.4	0.2	0.1
040	2.5	2.1	1.9	2.0	2.3	2.4	2.2	1.7	1.1	0.7	0.4	0.2	0.1
050	2.4	2.1	1.9	2.0	2.2	2.3	2.2	1.8	1.1	0.6	0.3	0.2	0.1
060	2.2	2.1	2.0	2.0	2.1	2.2	2.0	1.7	1.1	0.7	0.4	0.2	0.1
070	1.9	2.1	2.0	2.0	1.9	1.9	1.9	1.5	1.1	0.7	0.4	0.2	0.1
080	1.6	2.1	2.1	1.9	1.8	1.8	1.7	1.4	1.1	0.7	0.4	0.2	0.1
090	1.4	2.0	2.1	1.9	1.7	1.7	1.6	1.4	1.0	0.7	0.5	0.3	0.1
100	1.3	1.9	2.1	1.9	1.7	1.7	1.6	1.4	1.0	0.7	0.5	0.3	0.2
110	1.2	1.8	1.9	1.9	1.8	1.8	1.7	1.4	1.0	0.7	0.5	0.3	0.2
120	1.2	1.7	1.9	1.9	1.9	1.9	1.8	1.5	1.0	0.7	0.4	0.3	0.2
130	1.2	1.6	1.8	2.0	2.0	2.0	2.0	1.6	1.0	0.6	0.4	0.3	0.2
140	1.3	1.6	1.7	2.0	2.1	2.1	2.0	1.6	1.0	0.6	0.4	0.3	0.2
150	1.3	1.6	1.8	2.0	2.1	2.1	2.0	1.6	1.0	0.6	0.4	0.3	0.2
160	1.3	1.6	1.8	2.0	2.1	2.0	1.8	1.5	1.0	0.7	0.4	0.3	0.2
170	1.4	1.7	2.0	2.0	2.0	1.9	1.7	1.4	1.0	0.7	0.4	0.3	0.2
180	1.5	1.8	2.0	2.0	1.9	1.8	1.6	1.3	1.0	0.7	0.5	0.3	0.2
190	1.7	1.9	2.0	2.0	1.9	1.8	1.7	1.4	1.0	0.7	0.5	0.3	0.2
200	1.9	2.0	2.0	1.9	1.9	1.9	1.8	1.4	1.0	0.6	0.4	0.3	0.2
210	2.0	2.1	1.9	1.9	1.9	2.0	1.9	1.5	1.0	0.6	0.4	0.3	0.2
220	2.2	2.2	1.9	1.9	2.0	2.1	2.0	1.6	1.0	0.6	0.4	0.3	0.2
230	2.3	2.2	1.9	1.9	2.0	2.1	2.1	1.7	1.1	0.7	0.4	0.3	0.1
240	2.4	2.2	1.9	1.9	2.1	2.2	2.1	1.7	1.2	0.7	0.4	0.3	0.2
250	2.4	2.2	1.9	2.0	2.1	2.1	2.0	1.7	1.2	0.8	0.5	0.3	0.2
260	2.3	2.1	2.0	2.1	2.2	2.1	1.9	1.6	1.2	0.8	0.5	0.3	0.2
270	2.1	2.1	2.1	2.2	2.2	2.1	1.8	1.6	1.2	0.8	0.5	0.4	0.3
280	1.9	2.0	2.2	2.2	2.2	2.1	1.8	1.5	1.1	0.7	0.5	0.4	0.3
290	1.9	2.0	2.2	2.3	2.2	2.1	1.9	1.5	1.1	0.7	0.5	0.3	0.3
300	1.7	2.0	2.2	2.3	2.2	2.1	2.0	1.6	1.1	0.6	0.4	0.3	0.2
310	1.7	2.0	2.2	2.2	2.2	2.1	2.0	1.6	1.1	0.6	0.4	0.3	0.2
320	1.6	2.0	2.2	2.2	2.1	2.0	2.0	1.6	1.1	0.7	0.4	0.3	0.2
330	1.6	2.0	2.2	2.1	2.0	2.0	1.9	1.5	1.1	0.7	0.5	0.3	0.2
340	1.7	2.1	2.2	2.1	1.9	1.9	1.8	1.5	1.1	0.8	0.5	0.3	0.2
350	1.8	2.2	2.3	2.1	1.9	1.9	1.8	1.5	1.1	0.9	0.6	0.4	0.2

-30-
Table IV, Cont.

$b' = -60$

M(P)	6	7	8	9	10	11	12	13	14	15	16	17	18
e^1 000	2.3	2.3	2.3	2.3	2.2	2.1	1.8	1.6	1.4	1.0	0.7	0.5	0.3
010	2.5	2.4	2.2	2.3	2.3	2.1	1.9	1.6	1.3	1.0	0.7	0.4	0.3
020	2.8	2.4	2.1	2.3	2.4	2.2	2.0	1.6	1.2	0.9	0.6	0.4	0.2
030	2.7	2.3	2.0	2.3	2.5	2.4	2.1	1.7	1.2	0.8	0.5	0.3	0.2
040	2.5	2.2	2.0	2.2	2.4	2.5	2.2	1.7	1.1	0.7	0.5	0.3	0.2
050	2.1	2.0	1.9	2.1	2.3	2.4	2.2	1.7	1.0	0.7	0.4	0.3	0.1
060	2.0	2.0	1.9	2.0	2.1	2.2	2.1	1.6	1.0	0.7	0.4	0.3	0.1
070	1.9	2.1	2.0	1.9	1.9	2.0	1.9	1.5	1.0	0.7	0.5	0.3	0.2
080	1.6	2.1	2.1	1.9	1.9	1.9	1.7	1.4	1.0	0.7	0.5	0.3	0.2
090	1.5	2.2	2.1	1.9	1.8	1.8	1.6	1.4	1.0	0.8	0.5	0.3	0.2
100	1.4	2.2	2.1	2.0	1.8	1.8	1.7	1.4	1.1	0.7	0.5	0.3	0.2
110	1.4	2.2	2.0	2.0	1.9	1.9	1.7	1.4	1.1	0.7	0.5	0.3	0.2
120	1.5	2.1	1.9	2.0	2.1	2.1	1.9	1.5	1.1	0.7	0.5	0.3	0.2
130	1.5	1.9	1.7	2.0	2.2	2.2	2.0	1.6	1.1	0.7	0.5	0.3	0.2
140	1.5	1.7	1.7	2.0	2.3	2.3	2.1	1.6	1.1	0.7	0.4	0.3	0.2
150	1.5	1.6	1.7	2.1	2.3	2.2	2.0	1.6	1.1	0.7	0.5	0.3	0.2
160	1.4	1.6	1.9	2.1	2.2	2.1	1.9	1.5	1.1	0.7	0.5	0.4	0.2
170	1.4	1.6	2.1	2.1	2.1	1.9	1.8	1.5	1.1	0.8	0.6	0.4	0.2
180	1.6	1.8	2.2	2.2	2.0	1.8	1.7	1.4	1.1	0.8	0.6	0.4	0.2
190	1.7	2.0	2.3	2.2	2.0	1.8	1.7	1.4	1.1	0.9	0.6	0.4	0.2
200	1.9	2.1	2.3	2.1	1.9	2.0	1.8	1.5	1.2	0.8	0.6	0.4	0.2
210	2.0	2.2	2.1	2.0	2.0	2.1	1.9	1.6	1.1	0.8	0.6	0.4	0.2
220	2.0	2.2	2.1	2.0	2.1	2.2	2.1	1.7	1.2	0.8	0.6	0.4	0.2
230	2.1	2.1	1.9	2.0	2.2	2.2	2.2	1.7	1.2	0.8	0.6	0.4	0.3
240	2.0	2.0	2.0	2.1	2.2	2.3	2.1	1.7	1.2	0.8	0.6	0.4	0.3
250	1.9	2.0	2.1	2.2	2.3	2.2	2.0	1.7	1.2	0.9	0.6	0.4	0.3
260	1.9	2.1	2.3	2.4	2.3	2.1	1.9	1.6	1.3	1.0	0.7	0.5	0.3
270	1.9	2.2	2.6	2.6	2.4	2.1	1.9	1.6	1.4	1.1	0.7	0.5	0.3
280	2.0	2.3	2.7	2.7	2.4	2.2	1.9	1.7	1.5	1.1	0.7	0.5	0.3
290	2.0	2.4	2.7	2.7	2.5	2.2	2.0	1.8	1.5	1.1	0.8	0.5	0.2
300	1.9	2.3	2.7	2.6	2.4	2.3	2.1	1.9	1.6	1.1	0.7	0.4	0.2
310	1.8	2.2	2.5	2.4	2.4	2.4	2.3	2.0	1.6	1.1	0.7	0.4	0.2
320	1.8	2.1	2.3	2.3	2.3	2.3	2.3	2.0	1.6	1.1	0.7	0.4	0.2
330	1.8	2.0	2.3	2.2	2.2	2.2	2.2	1.9	1.5	1.0	0.7	0.4	0.2
340	1.9	2.1	2.2	2.2	2.1	2.1	2.1	1.8	1.5	1.1	0.7	0.4	0.2
350	2.0	2.2	2.2	2.2	2.1	2.0	1.9	1.7	1.4	1.1	0.7	0.5	0.3

-31-
Table IV, Cont.

$b' = -50$

M(P)	6	7	8	9	10	11	12	13	14	15	16	17	18
e^i 000	2.5	2.6	2.5	2.6	2.5	2.5	2.2	2.0	1.6	1.3	1.0	0.6	0.4
010	2.6	2.6	2.5	2.7	2.7	2.4	2.1	1.9	1.6	1.2	0.9	0.6	0.4
020	2.5	2.5	2.4	2.6	2.6	2.4	2.1	1.8	1.6	1.2	0.8	0.6	0.4
030	2.3	2.3	2.2	2.5	2.7	2.4	2.1	1.8	1.5	1.1	0.7	0.5	0.4
040	2.0	2.0	2.1	2.4	2.5	2.4	2.2	1.8	1.4	0.9	0.7	0.5	0.4
050	1.8	1.9	2.0	2.2	2.4	2.4	2.2	1.8	1.3	0.9	0.6	0.5	0.3
060	1.7	1.8	2.0	2.1	2.3	2.3	2.2	1.7	1.2	0.8	0.6	0.5	0.3
070	1.7	1.9	2.0	2.1	2.2	2.3	2.1	1.6	1.1	0.8	0.6	0.5	0.3
080	1.8	2.1	2.1	2.1	2.2	2.2	2.0	1.6	1.1	0.8	0.7	0.5	0.3
090	1.8	2.3	2.2	2.1	2.2	2.2	2.0	1.6	1.1	0.9	0.7	0.4	0.3
100	1.8	2.4	2.1	2.2	2.3	2.2	1.9	1.5	1.2	0.9	0.7	0.4	0.3
110	1.9	2.4	2.1	2.2	2.4	2.2	1.9	1.6	1.3	0.9	0.6	0.4	0.3
120	1.9	2.2	2.0	2.2	2.4	2.2	1.9	1.6	1.3	0.9	0.6	0.4	0.2
130	1.8	2.0	1.9	2.3	2.5	2.2	1.9	1.7	1.3	0.9	0.5	0.3	0.2
140	1.7	1.8	1.9	2.3	2.5	2.3	2.0	1.7	1.3	0.8	0.5	0.3	0.2
150	1.6	1.7	2.0	2.3	2.5	2.3	2.0	1.6	1.2	0.8	0.6	0.4	0.2
160	1.4	1.7	2.1	2.3	2.5	2.3	2.0	1.6	1.2	0.9	0.6	0.4	0.2
170	1.5	1.8	2.3	2.4	2.4	2.3	2.0	1.6	1.2	1.0	0.7	0.5	0.3
180	1.8	2.1	2.5	2.4	2.4	2.3	2.1	1.7	1.3	1.0	0.8	0.5	0.3
190	2.1	2.3	2.5	2.4	2.3	2.3	2.1	1.7	1.4	1.1	0.9	0.6	0.4
200	2.2	2.4	2.5	2.4	2.3	2.3	2.2	1.8	1.5	1.2	0.9	0.6	0.4
210	2.2	2.4	2.4	2.3	2.3	2.3	2.2	1.9	1.5	1.1	0.8	0.7	0.5
220	2.0	2.2	2.3	2.2	2.2	2.4	2.3	1.9	1.5	1.1	0.8	0.6	0.5
230	1.7	2.0	2.2	2.2	2.2	2.4	2.3	1.9	1.4	1.1	0.8	0.7	0.5
240	1.4	1.8	2.2	2.3	2.3	2.4	2.3	1.9	1.4	1.1	0.8	0.7	0.5
250	1.3	1.7	2.3	2.4	2.3	2.4	2.2	1.8	1.4	1.1	0.9	0.7	0.5
260	1.3	1.8	2.5	2.7	2.5	2.4	2.3	1.9	1.5	1.2	1.0	0.7	0.4
270	1.4	1.9	2.7	2.9	2.7	2.6	2.3	2.0	1.7	1.4	1.1	0.7	0.4
280	1.5	2.1	3.0	3.1	2.8	2.6	2.4	2.2	2.0	1.5	1.1	0.6	0.3
290	1.6	2.2	3.1	3.1	2.9	2.7	2.5	2.4	2.3	1.6	1.1	0.6	0.3
300	1.8	2.4	3.0	3.0	2.9	2.9	2.7	2.7	2.5	1.7	1.0	0.6	0.2
310	2.0	2.4	2.9	2.8	2.8	2.9	2.8	2.8	2.5	1.6	0.9	0.5	0.3
320	2.0	2.3	2.7	2.7	2.7	2.9	2.9	2.8	2.3	1.5	0.9	0.5	0.2
330	2.1	2.3	2.7	2.5	2.5	2.8	2.8	2.6	2.1	1.4	0.9	0.5	0.3
340	2.3	2.5	2.6	2.5	2.5	2.6	2.7	2.4	1.9	1.4	1.0	0.6	0.3
350	2.4	2.5	2.6	2.5	2.5	2.6	2.4	2.1	1.7	1.3	1.0	0.6	0.4

-32-
Table IV, Cont.

$b^I = -40$

M(P)	6	7	8	9	10	11	12	13	14	15	16	17	18
e^I 000	2.7	3.0	3.1	3.2	3.2	3.1	3.0	2.8	2.3	1.6	1.1	0.9	0.6
010	2.7	2.9	3.0	3.0	3.0	2.9	2.8	2.6	2.2	1.6	1.1	0.8	0.6
020	2.5	2.6	2.7	2.9	2.9	2.8	2.6	2.4	2.1	1.5	1.1	0.8	0.5
030	2.2	2.3	2.5	2.7	2.8	2.8	2.6	2.3	2.0	1.4	1.0	0.7	0.5
040	2.0	2.2	2.3	2.5	2.7	2.7	2.6	2.3	1.9	1.4	1.0	0.7	0.5
050	1.9	2.1	2.3	2.5	2.6	2.8	2.7	2.5	1.9	1.4	1.0	0.7	0.6
060	1.9	2.1	2.3	2.4	2.7	2.9	2.9	2.5	1.9	1.3	1.0	0.7	0.5
070	2.0	2.3	2.4	2.5	2.7	3.0	3.0	2.6	1.9	1.3	1.0	0.7	0.5
080	2.1	2.5	2.5	2.6	2.8	3.0	3.0	2.5	1.9	1.4	1.0	0.7	0.5
090	2.3	2.6	2.6	2.7	2.8	2.9	2.9	2.4	1.9	1.4	1.0	0.7	0.5
100	2.4	2.7	2.7	2.8	2.8	2.8	2.6	2.2	1.7	1.3	1.0	0.6	0.4
110	2.4	2.5	2.7	2.8	2.7	2.6	2.4	2.0	1.6	1.2	0.8	0.6	0.3
120	2.2	2.4	2.6	2.7	2.7	2.5	2.2	1.7	1.4	1.0	0.7	0.5	0.3
130	2.2	2.3	2.5	2.7	2.6	2.5	2.1	1.6	1.2	0.9	0.6	0.4	0.3
140	2.1	2.2	2.4	2.6	2.7	2.5	2.1	1.6	1.1	0.8	0.6	0.4	0.3
150	2.0	2.2	2.5	2.6	2.7	2.6	2.3	1.6	1.0	0.7	0.6	0.4	0.3
160	2.1	2.3	2.5	2.7	2.8	2.8	2.4	1.7	1.1	0.8	0.6	0.5	0.3
170	2.3	2.5	2.6	2.8	3.0	3.0	2.7	2.0	1.3	1.0	0.7	0.6	0.4
180	2.5	2.8	2.8	2.9	3.0	3.1	2.8	2.2	1.6	1.2	0.9	0.7	0.5
190	2.6	2.9	2.8	2.8	3.0	3.0	3.0	2.5	1.9	1.5	1.1	0.9	0.6
200	2.6	2.8	2.8	2.8	2.9	3.0	2.9	2.5	2.1	1.7	1.4	1.0	0.8
210	2.4	2.6	2.6	2.6	2.8	2.8	2.9	2.6	2.2	1.9	1.5	1.2	0.8
220	2.1	2.3	2.5	2.6	2.6	2.7	2.8	2.5	2.2	1.8	1.5	1.2	0.9
230	1.7	1.9	2.3	2.4	2.6	2.7	2.7	2.4	2.1	1.8	1.5	1.1	0.8
240	1.5	1.8	2.2	2.5	2.6	2.7	2.7	2.3	2.0	1.7	1.4	1.1	0.8
250	1.3	1.6	2.1	2.5	2.7	2.7	2.6	2.4	2.1	1.7	1.4	1.0	0.7
260	1.2	1.6	2.1	2.5	2.8	2.8	2.8	2.5	2.2	1.8	1.4	1.0	0.6
270	1.3	1.6	2.2	2.7	2.9	2.9	2.8	2.7	2.5	2.0	1.5	1.0	0.5
280	1.5	1.8	2.3	2.8	3.1	3.1	3.0	2.9	2.8	2.3	1.5	0.9	0.5
290	1.7	2.0	2.4	2.9	3.1	3.2	3.2	3.2	3.1	2.4	1.6	0.9	0.5
300	1.9	2.2	2.6	2.9	3.1	3.3	3.4	3.4	3.2	2.5	1.6	0.9	0.5
310	2.2	2.5	2.7	3.0	3.1	3.4	3.6	3.5	3.2	2.3	1.5	0.9	0.5
320	2.5	2.7	2.8	3.0	3.2	3.5	3.7	3.6	3.1	2.1	1.4	0.9	0.6
330	2.6	2.9	3.0	3.0	3.1	3.5	3.7	3.5	2.8	1.9	1.3	0.9	0.6
340	2.8	3.1	3.1	3.1	3.2	3.5	3.6	3.4	2.6	1.7	1.2	0.9	0.6
350	2.7	3.1	3.2	3.1	3.2	3.3	3.4	3.1	2.4	1.6	1.2	0.9	0.6

Table IV, Cont.

$$b^I = -30$$

M(P)	6	7	8	9	10	11	12	13	14	15	16	17	18
ℓ^I 000	2.9	3.5	3.7	3.9	4.0	4.5	4.6	4.3	3.5	2.7	2.0	1.5	1.1
010	2.7	3.3	3.5	3.6	3.9	4.1	4.1	3.6	2.8	2.2	1.7	1.3	1.1
020	2.6	3.0	3.1	3.4	3.6	3.8	3.6	3.1	2.4	2.0	1.5	1.2	1.0
030	2.3	2.7	2.9	3.2	3.5	3.6	3.4	2.9	2.3	1.9	1.4	1.2	0.9
040	2.1	2.4	2.8	3.1	3.5	3.6	3.5	3.0	2.3	1.9	1.5	1.1	0.8
050	2.0	2.3	2.7	3.2	3.7	3.9	3.9	3.3	2.6	2.1	1.6	1.1	0.8
060	2.1	2.4	2.8	3.3	3.9	4.3	4.4	3.8	3.1	2.3	1.7	1.2	0.7
070	2.3	2.6	3.1	3.5	4.2	4.6	4.7	4.2	3.4	2.5	1.8	1.2	0.7
080	2.6	2.9	3.3	3.7	4.3	4.7	4.8	4.2	3.4	2.5	1.8	1.2	0.7
090	2.9	3.1	3.3	3.7	4.2	4.4	4.2	3.8	2.9	2.2	1.6	1.1	0.7
100	3.2	3.3	3.3	3.6	3.8	3.8	3.4	2.9	2.3	1.8	1.3	1.0	0.7
110	3.3	3.3	3.2	3.3	3.4	3.1	2.7	2.2	1.6	1.3	1.0	0.8	0.6
120	3.2	3.2	3.0	3.1	3.0	2.7	2.3	1.7	1.2	1.0	0.8	0.7	0.5
130	3.0	2.9	2.8	2.8	2.8	2.5	2.0	1.5	1.0	0.8	0.7	0.6	0.5
140	2.8	2.8	2.8	2.7	2.7	2.5	2.1	1.4	0.9	0.7	0.6	0.5	0.4
150	2.8	2.8	2.9	2.9	2.9	2.8	2.3	1.6	1.0	0.8	0.7	0.5	0.4
160	2.9	3.0	3.1	3.1	3.2	3.3	2.8	2.1	1.4	1.0	0.8	0.6	0.5
170	3.1	3.2	3.3	3.4	3.7	3.8	3.4	2.6	1.8	1.4	1.1	0.8	0.6
180	3.3	3.4	3.5	3.7	4.0	4.2	3.8	3.1	2.4	1.9	1.5	1.1	0.8
190	3.3	3.5	3.6	3.9	4.2	4.2	4.0	3.5	2.9	2.4	2.1	1.5	1.0
200	3.2	3.5	3.6	3.9	4.2	4.1	3.9	3.6	3.2	2.8	2.4	1.9	1.3
210	2.9	3.2	3.5	3.8	4.0	3.8	3.7	3.5	3.2	2.9	2.5	2.1	1.5
220	2.4	2.8	3.3	3.6	3.7	3.5	3.5	3.4	3.0	2.8	2.6	2.1	1.5
230	2.1	2.5	3.1	3.3	3.4	3.3	3.4	3.2	2.8	2.6	2.3	1.9	1.5
240	1.8	2.2	2.8	3.1	3.2	3.3	3.3	3.1	2.8	2.4	2.1	1.7	1.4
250	1.5	1.9	2.6	3.0	3.1	3.4	3.3	3.1	2.7	2.3	1.9	1.6	1.2
260	1.5	1.8	2.4	2.8	3.1	3.4	3.5	3.3	2.9	2.3	1.8	1.4	1.1
270	1.5	1.8	2.3	2.7	3.1	3.4	3.6	3.4	3.0	2.4	1.9	1.4	1.0
280	1.6	1.8	2.2	2.7	3.2	3.5	3.6	3.5	3.2	2.5	2.0	1.5	1.0
290	1.7	1.9	2.3	2.7	3.3	3.6	3.8	3.8	3.6	2.8	2.1	1.5	1.0
300	1.8	2.0	2.4	2.8	3.3	3.7	4.1	4.3	4.0	3.1	2.3	1.6	1.1
310	2.1	2.3	2.6	3.0	3.5	3.9	4.5	4.8	4.4	3.4	2.5	1.8	1.1
320	2.3	2.6	3.0	3.2	3.7	4.2	4.8	5.3	4.9	3.7	2.6	1.8	1.1
330	2.5	2.9	3.3	3.5	3.9	4.5	5.3	5.6	5.0	3.7	2.7	1.8	1.1
340	2.8	3.3	3.6	3.8	4.0	4.7	5.5	5.6	4.8	3.5	2.5	1.8	1.1
350	2.8	3.4	3.8	3.9	4.0	4.7	5.2	5.1	4.2	3.1	2.3	1.6	1.1

-34-
Table IV, Cont.

$b^I = -20$

M(P)	6	7	8	9	10	11	12	13	14	15	16	17	18
l^I													
000	3.3	3.9	4.1	4.4	4.7	5.6	6.5	6.9	6.8	6.0	4.9	4.0	3.0
010	3.0	3.8	4.0	4.1	4.6	5.2	5.7	5.7	5.2	4.5	3.7	3.3	2.8
020	2.8	3.6	3.8	4.1	4.5	5.0	5.0	4.7	4.2	3.5	3.1	2.7	2.6
030	2.6	3.3	3.7	4.1	4.7	5.0	4.7	4.3	3.7	3.2	2.8	2.5	2.3
040	2.4	3.1	3.9	4.4	5.0	5.2	5.1	4.4	3.7	3.3	3.0	2.3	1.8
050	2.4	3.1	4.0	4.9	5.6	5.9	5.8	5.1	4.2	3.8	3.3	2.3	1.5
060	2.4	3.1	4.3	5.3	6.2	6.5	6.6	6.0	5.0	4.6	3.7	2.3	1.2
070	2.6	3.3	4.5	5.7	6.7	7.1	7.3	6.6	5.7	4.9	3.8	2.3	1.2
080	2.7	3.3	4.5	5.6	6.6	6.8	7.2	6.6	5.7	4.6	3.5	2.2	1.1
090	3.3	3.5	4.1	5.1	6.0	6.1	6.1	5.6	4.7	3.7	2.7	1.8	1.3
100	3.7	3.7	3.8	4.4	5.0	4.8	4.6	4.1	3.4	2.6	2.0	1.5	1.2
110	3.5	3.6	3.4	3.8	4.0	3.7	3.4	2.8	2.2	1.8	1.4	1.2	1.1
120	3.4	3.5	3.2	3.3	3.4	3.0	2.5	2.0	1.5	1.2	1.1	0.9	1.0
130	3.3	3.3	3.1	3.1	3.2	2.6	2.1	1.6	1.2	1.0	0.9	0.8	0.8
140	3.2	3.2	3.2	3.2	3.2	2.7	2.1	1.6	1.2	1.1	1.0	0.9	0.7
150	3.1	3.2	3.5	3.6	3.7	3.1	2.4	1.8	1.4	1.3	1.2	1.0	0.7
160	3.1	3.4	3.9	4.3	4.4	3.8	3.0	2.4	2.0	1.9	1.6	1.2	0.8
170	3.3	3.7	4.4	4.9	5.3	4.9	4.0	3.4	2.9	2.7	2.3	1.6	0.9
180	3.7	4.1	4.9	5.6	6.1	5.7	5.1	4.6	4.2	3.7	3.1	2.2	1.4
190	4.4	4.6	5.2	5.9	6.4	6.2	5.9	5.5	5.3	4.9	4.0	2.9	2.1
200	4.5	5.0	5.4	5.9	6.2	6.2	6.1	6.1	5.9	5.4	4.7	3.7	2.8
210	4.3	5.0	5.4	5.4	5.5	5.8	5.8	6.0	5.9	5.6	5.0	4.0	3.3
220	3.9	4.7	5.1	5.0	4.9	5.1	5.4	5.4	5.4	5.2	5.0	4.2	3.2
230	3.5	4.2	4.7	4.4	4.3	4.8	5.0	5.0	4.8	4.8	4.6	3.9	3.2
240	3.2	3.7	4.1	4.0	3.9	4.4	4.7	4.7	4.4	4.3	4.1	3.5	2.7
250	2.9	3.2	3.7	3.6	3.6	4.3	4.7	4.5	4.1	3.9	3.6	3.0	2.2
260	2.5	2.8	3.2	3.4	3.6	4.3	4.7	4.5	4.0	3.7	3.3	2.7	2.1
270	2.2	2.5	3.0	3.2	3.6	4.4	5.0	4.8	4.2	3.7	3.2	2.6	1.9
280	2.2	2.4	2.8	3.2	3.7	4.5	5.2	5.3	4.5	4.1	3.4	2.6	1.9
290	2.3	2.4	2.7	3.2	3.8	4.8	5.6	5.8	5.3	4.7	3.8	2.8	1.9
300	2.3	2.5	2.9	3.4	3.9	5.0	6.1	6.8	6.5	5.8	4.6	3.1	2.3
310	2.4	2.7	3.2	3.6	4.2	5.5	6.8	7.7	7.8	7.3	5.9	3.7	2.0
320	2.6	3.0	3.6	3.9	4.5	5.8	7.4	8.9	9.1	8.8	7.1	4.4	2.2
330	2.9	3.4	3.9	4.2	4.7	6.1	8.0	9.4	10.2	9.8	8.0	4.7	2.2
340	3.3	3.7	4.1	4.4	4.9	6.3	7.8	9.3	9.9	9.4	7.7	4.8	2.6
350	3.4	3.9	4.2	4.5	4.9	5.9	7.3	8.4	8.5	8.0	6.5	4.5	2.9

-35-
Table IV, Cont.

$b^I = -15$

M(P)	6	7	8	9	10	11	12	13	14	15	16	17	18
e^I													
000	3.5	3.8	4.1	4.6	5.2	5.8	6.5	7.2	7.3	7.1	6.8	6.7	6.9
010	3.4	3.8	4.0	4.5	5.2	5.6	6.2	6.5	6.4	5.7	5.5	5.8	6.0
020	3.4	3.8	4.1	4.7	5.5	5.8	6.1	6.3	5.8	5.0	4.8	5.2	5.7
030	3.5	4.0	4.4	5.1	5.9	6.1	6.2	6.3	5.7	4.9	4.6	5.0	5.3
040	3.4	4.1	4.9	5.7	6.6	6.5	6.5	6.5	6.0	5.2	4.9	4.9	5.2
050	3.6	4.3	5.2	6.4	7.2	7.2	7.1	6.9	6.5	5.9	5.4	4.9	4.7
060	3.7	4.3	5.3	6.9	7.9	7.7	7.6	7.4	7.0	6.5	5.6	4.7	4.1
070	3.6	4.1	5.3	6.9	7.9	7.8	7.9	7.7	7.4	6.4	5.4	4.4	3.6
080	3.4	3.9	4.9	6.3	7.4	7.5	7.6	7.6	7.1	6.0	4.8	3.8	3.3
090	3.3	3.7	4.5	5.5	6.6	6.7	6.8	6.8	6.3	5.0	3.9	3.2	2.9
100	3.2	3.6	4.1	4.8	5.6	5.6	5.5	5.4	4.9	3.9	3.1	2.7	2.5
110	3.2	3.5	3.7	4.2	4.7	4.5	4.3	4.0	3.6	2.9	2.4	2.3	2.3
120	3.2	3.4	3.6	3.9	3.9	3.6	3.3	2.9	2.6	2.2	2.0	2.0	2.0
130	3.4	3.5	3.6	3.8	3.7	3.1	2.6	2.3	2.0	1.8	1.7	1.8	1.8
140	3.5	3.6	3.9	4.0	3.7	3.0	2.4	1.9	1.7	1.6	1.7	1.7	1.6
150	3.7	3.7	4.0	4.5	4.1	3.3	2.4	1.9	1.7	1.7	1.8	1.7	1.5
160	3.6	3.8	4.4	5.1	5.1	3.9	3.0	2.4	2.1	2.0	2.0	1.8	1.4
170	3.9	4.2	5.0	6.0	6.0	5.1	4.1	3.2	2.9	2.7	2.4	2.1	1.8
180	4.2	4.5	5.4	6.8	7.2	6.4	5.6	4.9	4.5	3.8	3.1	2.6	2.3
190	4.9	5.1	5.9	7.2	7.9	7.7	7.3	6.9	6.6	5.5	4.2	3.6	3.1
200	5.4	5.7	6.2	7.1	8.0	8.4	8.4	8.5	9.0	7.5	5.6	5.1	4.8
210	6.0	6.2	6.3	6.5	7.3	8.0	8.4	9.2	10.1	9.0	7.2	6.7	6.6
220	6.1	6.4	6.2	5.9	6.2	6.9	7.7	8.6	9.9	9.9	8.7	8.5	8.5
230	5.7	6.0	5.7	5.0	5.1	6.0	6.8	7.5	8.6	8.9	8.8	9.0	9.2
240	5.4	5.4	5.0	4.4	4.2	5.1	5.8	6.5	7.0	7.7	8.2	8.4	8.8
250	4.7	4.6	4.3	3.8	3.8	4.6	5.4	6.0	6.2	6.5	7.2	7.2	7.2
260	4.0	3.9	3.8	3.5	3.6	4.6	5.6	6.0	5.9	6.0	6.2	6.0	5.7
270	3.4	3.4	3.5	3.5	3.7	4.9	6.2	6.8	6.5	6.2	5.7	5.3	4.9
280	3.1	3.3	3.5	3.5	4.0	5.6	7.1	8.1	8.0	7.1	5.8	5.1	4.3
290	3.0	3.3	3.6	3.9	4.5	6.2	8.4	9.9	10.2	8.8	6.5	5.5	4.2
300	3.1	3.5	3.9	4.2	5.0	7.0	9.2	11.5	12.9	11.1	8.2	6.5	4.8
310	3.2	3.7	4.3	4.7	5.4	7.3	9.6	12.5	14.3	13.6	10.2	7.8	5.8
320	3.4	3.9	4.6	5.0	5.6	7.4	9.5	12.2	14.6	14.6	12.0	9.3	6.4
330	3.7	4.1	4.7	5.1	5.8	7.1	8.7	10.9	13.4	14.1	12.2	9.7	7.4
340	3.6	4.0	4.5	5.0	5.6	6.6	7.9	9.6	11.2	11.8	11.2	9.4	7.5
350	3.6	3.9	4.3	4.7	5.3	6.0	7.1	8.2	8.9	9.3	8.9	8.1	7.3

Table IV, Cont.

$b^I = -10$

M(P)	6	7	8	9	10	11	12	13	14	15	16	17	18
ℓ^I 000	3.8	3.9	4.2	5.0	5.7	6.0	6.3	6.5	6.7	7.3	7.8	7.9	7.9
010	3.6	3.8	4.4	5.2	6.0	6.2	6.4	6.5	6.5	6.8	6.8	7.2	7.2
020	3.6	4.0	4.8	5.9	6.8	6.8	7.0	7.2	7.2	7.3	6.8	7.1	7.4
030	3.8	4.4	5.4	6.7	7.9	7.7	7.7	7.8	7.8	7.8	7.4	7.2	8.0
040	4.3	5.1	6.2	7.8	8.9	8.4	8.2	8.3	8.5	8.3	7.9	7.5	7.6
050	4.7	5.5	6.7	8.6	9.7	8.8	8.4	8.3	8.4	8.3	7.8	7.3	7.5
060	4.8	5.6	6.8	8.6	9.7	8.8	8.4	8.2	8.0	7.7	7.2	6.6	6.2
070	4.7	5.4	6.3	7.7	9.2	8.5	8.0	7.8	7.5	6.9	6.1	5.4	5.1
080	4.3	4.8	5.5	6.7	8.3	7.8	7.8	7.5	6.9	6.1	5.0	4.2	3.8
090	3.9	4.3	4.7	5.8	7.1	6.9	7.1	7.0	6.4	5.3	4.1	3.5	3.1
100	3.6	3.9	4.2	5.1	6.1	6.0	6.2	6.3	5.7	4.7	3.8	3.2	2.6
110	3.3	3.6	4.0	4.7	5.4	5.1	5.1	5.1	4.9	4.2	3.5	3.0	2.7
120	3.2	3.6	4.0	4.7	4.8	4.2	4.1	4.0	3.9	3.6	3.3	3.1	2.7
130	3.5	3.8	4.3	4.8	4.7	3.7	3.3	3.0	2.9	3.0	2.9	2.9	2.8
140	3.8	4.0	4.5	5.1	4.8	3.5	2.7	2.3	2.3	2.4	2.6	2.7	2.5
150	4.0	4.3	5.0	5.6	5.2	3.6	2.6	2.2	2.0	2.1	2.3	2.3	2.0
160	4.3	4.6	5.3	6.1	6.0	4.2	3.1	2.4	2.0	2.0	2.2	2.0	1.7
170	4.7	4.9	5.6	6.6	7.0	5.6	4.2	3.3	2.8	2.6	2.4	1.9	1.4
180	4.8	5.2	6.0	7.2	8.3	7.4	6.2	5.3	4.4	3.8	2.9	2.1	1.6
190	5.4	5.7	6.4	7.8	9.3	9.6	8.9	8.5	7.7	6.2	4.3	2.8	1.9
200	6.2	6.2	6.8	8.2	9.8	10.8	11.5	12.0	12.0	10.1	6.8	4.6	3.2
210	6.5	6.6	7.1	8.0	9.3	10.8	12.3	13.8	15.3	14.1	10.7	8.1	6.2
220	7.2	7.0	7.1	7.2	8.0	9.7	11.2	13.3	15.5	16.4	14.5	12.5	11.4
230	7.5	7.0	6.6	6.3	6.6	8.1	9.4	11.0	13.1	15.3	15.7	15.9	15.8
240	7.4	6.5	5.7	5.2	5.4	6.8	7.8	8.7	10.3	12.6	14.3	15.7	17.6
250	6.4	5.8	5.0	4.5	4.7	6.0	7.0	7.6	8.5	10.2	11.6	13.2	14.5
260	5.5	5.1	4.5	4.0	4.3	5.8	7.1	7.8	8.0	9.2	10.1	10.4	10.1
270	4.7	4.6	4.2	3.9	4.5	6.4	8.2	9.2	9.2	9.7	9.4	8.5	6.8
280	4.1	4.3	4.3	4.3	5.0	7.5	10.1	12.1	12.0	12.2	10.4	7.5	4.8
290	3.7	4.3	4.7	4.8	5.8	8.8	12.3	15.2	16.8	16.2	12.5	7.9	3.9
300	3.8	4.5	5.1	5.5	6.6	9.8	13.5	17.7	21.3	21.2	15.9	9.1	4.6
310	3.9	4.7	5.6	6.2	7.2	9.8	13.1	17.3	22.2	24.0	18.9	11.4	5.7
320	4.2	4.9	5.8	6.4	7.2	9.1	11.4	14.8	19.3	21.6	19.4	13.4	7.6
330	4.3	4.7	5.4	6.2	6.8	8.0	9.3	11.3	14.2	16.8	16.8	13.7	8.6
340	4.2	4.5	5.0	5.6	6.3	6.8	7.6	8.7	10.1	11.7	13.1	11.8	9.9
350	3.9	4.1	4.6	5.3	5.9	6.2	6.5	7.0	7.7	8.8	9.7	9.8	9.1

-37-
Table IV, Cont.

$b^I = -5$

M(P)	6	7	8	9	10	11	12	13	14	15	16	17	18
ρ^I 000	4.4	5.0	6.0	7.2	7.8	7.0	6.7	7.0	7.6	8.2	8.6	8.4	7.8
010	4.4	5.0	6.0	7.5	8.2	7.4	7.2	7.3	7.5	8.0	8.2	7.9	7.5
020	4.6	5.3	6.7	8.6	9.2	8.3	8.1	8.3	8.7	9.1	9.0	8.6	8.4
030	5.1	6.0	7.6	9.7	10.7	9.5	9.4	9.9	10.1	10.4	10.3	9.8	9.6
040	5.8	6.8	8.5	10.9	12.2	10.9	10.3	10.8	11.5	11.5	11.2	10.8	10.6
050	6.2	7.4	9.4	11.8	12.9	11.7	10.9	11.1	11.5	11.2	10.8	10.6	10.3
060	6.5	7.7	9.3	11.8	13.0	12.0	10.8	10.7	10.0	9.6	9.2	8.6	7.8
070	6.3	7.3	8.5	10.7	11.9	11.2	10.3	9.2	8.3	7.6	6.9	6.3	5.7
080	5.7	6.5	7.4	9.0	10.6	10.2	9.4	7.9	6.7	5.9	5.2	4.5	3.9
090	5.2	5.8	6.2	7.6	8.8	8.9	8.3	6.8	5.5	4.8	4.2	3.6	3.0
100	4.6	5.0	5.3	6.4	7.6	7.8	7.0	5.8	4.9	4.3	3.8	3.3	2.7
110	4.3	4.6	4.9	5.9	6.7	6.5	5.9	5.2	4.5	4.3	3.9	3.4	2.8
120	4.2	4.5	4.9	5.8	6.4	5.9	4.9	4.5	4.3	4.2	4.2	3.9	3.3
130	4.5	4.8	5.3	6.2	6.5	5.3	4.2	4.0	4.1	4.3	4.4	4.2	3.8
140	4.7	5.1	5.9	7.0	7.0	5.3	3.9	3.7	4.1	4.1	4.2	4.2	3.9
150	4.9	5.5	6.5	7.8	8.0	5.7	4.2	3.8	4.0	4.0	3.9	3.7	3.3
160	5.0	5.7	7.0	8.9	9.2	6.8	5.3	4.5	4.4	4.1	3.7	3.1	2.5
170	5.2	5.8	7.2	9.3	10.6	8.8	7.1	6.0	5.4	4.6	3.6	2.8	2.0
180	5.1	5.8	7.2	9.3	11.5	11.1	10.2	8.8	7.3	6.0	4.2	2.9	1.9
190	5.6	5.9	7.0	9.3	11.9	13.5	14.0	12.8	10.6	8.5	6.0	3.8	2.0
200	6.0	6.3	7.2	8.9	11.7	14.3	17.3	17.2	15.0	12.6	9.6	6.4	3.6
210	6.7	6.6	7.2	8.7	10.9	14.4	18.5	19.5	19.1	18.3	15.4	11.6	7.8
220	8.0	7.4	7.3	8.1	10.1	13.4	17.4	19.5	20.9	21.9	21.1	19.1	15.2
230	9.2	7.9	7.2	7.7	9.0	11.8	15.0	17.7	19.5	21.9	24.9	26.0	26.0
240	9.7	8.4	7.3	7.4	8.2	10.4	13.1	15.3	17.2	19.9	23.7	27.2	29.2
250	9.2	8.4	7.2	7.0	7.9	10.0	12.4	13.8	15.0	17.6	20.4	23.7	25.5
260	8.4	7.8	6.9	6.8	7.6	10.0	12.5	14.0	15.0	15.9	17.6	18.9	18.8
270	7.4	7.3	6.5	6.6	7.8	10.6	14.0	16.0	16.8	17.2	16.8	15.4	12.9
280	6.2	6.5	6.3	6.7	8.3	11.4	15.9	19.2	20.7	20.2	17.8	13.9	9.4
290	5.5	6.2	6.3	6.9	8.8	12.6	17.8	22.4	26.0	25.1	21.0	14.0	7.5
300	5.2	5.9	6.5	7.2	9.0	12.8	17.8	23.8	30.0	29.9	25.0	15.9	7.2
310	5.1	5.8	6.6	7.4	9.0	12.0	16.2	21.7	29.1	31.6	27.3	17.7	8.4
320	5.0	5.7	6.7	7.6	8.6	10.4	13.0	17.3	23.9	27.2	25.4	18.2	9.6
330	4.9	5.5	6.5	7.4	8.1	8.8	10.1	13.1	17.0	19.9	20.2	16.1	11.1
340	4.7	5.3	6.3	7.2	7.8	7.7	7.9	9.5	12.1	13.6	14.3	12.9	9.7
350	4.4	5.0	6.0	7.0	7.6	7.1	6.8	7.7	8.8	10.1	10.5	10.0	8.8

Table IV, Cont.

$$b^I = -2$$

M(P)	6	7	8	9	10	11	12	13	14	15	16	17	18
$\rho^I \backslash$ 000	4.8	6.2	8.2	9.4	9.6	8.9	8.4	7.6	7.4	7.9	8.3	7.8	5.9
010	5.1	6.4	8.3	10.1	10.5	9.6	8.5	7.7	7.0	7.3	7.9	7.6	6.4
020	5.6	6.9	8.8	10.9	11.8	11.1	9.9	8.9	8.1	8.5	8.7	8.8	8.2
030	6.3	7.6	9.6	12.2	13.8	12.9	12.1	11.5	10.6	10.4	10.6	10.8	10.0
040	7.2	8.2	10.2	13.5	15.3	14.8	14.3	14.3	13.9	12.9	12.5	12.2	11.4
050	8.0	8.9	10.7	14.2	16.8	16.4	15.8	16.4	15.8	13.4	12.6	12.2	11.1
060	8.0	8.9	10.6	13.7	16.6	16.8	16.0	15.6	15.0	11.8	10.6	9.8	8.5
070	7.8	8.7	10.0	12.5	14.9	15.2	13.9	12.9	11.4	8.8	7.7	6.8	5.9
080	6.9	7.8	8.8	10.6	12.2	12.6	11.4	9.8	7.7	5.9	5.3	4.7	4.1
090	6.3	6.9	7.5	8.8	9.9	10.0	8.8	7.2	5.3	4.3	3.9	3.5	3.0
100	5.6	6.2	6.6	7.5	8.1	7.8	6.9	5.6	4.1	3.6	3.4	3.2	2.9
110	5.2	5.7	6.2	6.9	7.3	6.8	5.9	4.9	4.0	3.6	3.4	3.4	3.6
120	5.1	5.6	6.2	6.9	7.2	6.5	5.5	4.9	4.6	4.3	4.0	4.1	4.5
130	5.1	5.8	6.7	7.9	8.0	6.9	5.8	5.6	5.9	5.4	4.8	4.8	5.4
140	5.3	6.1	7.5	9.5	9.8	7.9	6.6	6.7	7.6	6.9	5.7	5.3	5.5
150	5.6	6.6	8.3	11.2	12.3	9.9	8.1	8.2	9.2	7.9	6.1	5.1	4.7
160	5.7	6.8	8.9	12.7	14.3	12.2	10.4	10.2	10.6	8.6	6.2	4.5	3.3
170	5.7	6.8	8.9	12.9	15.8	14.8	13.1	12.1	11.8	8.7	6.0	4.1	2.5
180	5.9	6.8	8.4	11.8	15.3	16.6	16.0	14.5	12.5	9.4	6.6	4.3	2.3
190	6.2	6.7	7.8	10.7	14.1	16.9	18.4	17.3	13.8	10.7	8.0	5.6	3.1
200	6.8	6.7	7.1	9.3	12.6	16.4	20.5	20.2	16.5	13.4	11.2	8.8	5.6
210	7.8	7.0	6.8	8.5	11.4	16.2	21.6	23.2	20.6	18.0	16.4	14.9	11.9
220	9.4	7.7	6.9	8.2	10.9	16.0	22.0	25.1	25.2	23.1	22.3	23.1	21.5
230	10.4	8.5	7.6	8.7	11.1	16.1	22.0	26.5	28.2	27.2	27.6	30.6	32.8
240	10.8	9.3	8.6	9.6	11.9	16.4	22.1	26.5	29.2	28.2	29.2	32.8	38.5
250	10.5	10.0	9.8	10.5	12.6	17.4	22.4	25.6	28.2	27.2	27.2	29.6	32.4
260	9.7	9.9	10.4	11.2	12.7	17.8	23.0	25.7	26.6	25.4	24.2	23.9	24.5
270	8.7	9.6	10.4	11.1	12.4	17.5	23.4	26.0	25.4	24.5	22.2	20.2	17.9
280	7.4	8.7	10.0	10.5	12.0	17.1	23.9	26.3	26.6	26.0	22.6	18.5	14.0
290	6.3	7.7	9.3	9.6	11.1	16.1	22.9	27.7	28.9	28.5	24.8	18.9	13.2
300	6.0	7.2	8.4	8.7	10.1	14.8	21.8	27.3	30.5	32.0	27.6	20.4	13.4
310	5.4	6.7	8.1	8.2	9.3	13.6	19.1	24.8	29.7	32.4	28.3	21.3	13.4
320	5.3	6.4	7.8	8.2	9.1	11.9	15.8	20.6	26.4	28.5	25.9	20.0	13.0
330	5.0	6.2	7.7	8.1	9.0	10.7	12.9	15.8	19.2	21.2	20.4	16.4	9.9
340	4.9	6.2	7.8	8.3	8.7	9.7	10.5	11.5	13.5	14.5	14.3	12.4	7.5
350	4.8	6.1	7.8	8.8	9.0	9.1	9.0	8.8	9.5	10.2	10.4	9.2	6.3

-39-
Table IV, Cont.

$b^I = 80$

M(P)	6	7	8	9	10	11	12	13	14	15	16	17	18
$e^I \backslash$ 000	1.7	1.8	1.8	1.7	1.7	1.5	1.4	1.2	0.9	0.7	0.5	0.4	0.3
010	1.5	1.7	1.8	1.7	1.7	1.5	1.4	1.2	0.9	0.7	0.5	0.4	0.3
020	1.5	1.6	1.7	1.7	1.6	1.5	1.4	1.2	0.9	0.7	0.5	0.4	0.3
030	1.5	1.6	1.7	1.7	1.6	1.5	1.4	1.2	0.9	0.7	0.5	0.4	0.2
040	1.5	1.6	1.7	1.7	1.6	1.5	1.3	1.1	0.9	0.7	0.5	0.4	0.2
050	1.5	1.6	1.7	1.7	1.6	1.4	1.4	1.1	0.9	0.7	0.5	0.4	0.3
060	1.6	1.6	1.7	1.7	1.6	1.4	1.4	1.1	0.9	0.7	0.5	0.4	0.2
070	1.5	1.6	1.7	1.7	1.6	1.5	1.3	1.1	0.9	0.6	0.5	0.4	0.3
080	1.6	1.7	1.7	1.7	1.6	1.5	1.4	1.2	0.9	0.6	0.5	0.3	0.2
090	1.7	1.7	1.7	1.7	1.6	1.5	1.4	1.2	0.9	0.6	0.5	0.3	0.2
100	1.7	1.8	1.7	1.7	1.7	1.6	1.4	1.2	0.9	0.6	0.4	0.3	0.2
110	1.7	1.8	1.8	1.8	1.7	1.6	1.5	1.2	0.9	0.6	0.4	0.3	0.2
120	1.7	1.8	1.8	1.8	1.7	1.7	1.5	1.2	0.9	0.6	0.4	0.3	0.2
130	1.6	1.8	1.8	1.8	1.8	1.7	1.5	1.2	0.9	0.6	0.4	0.3	0.2
140	1.5	1.7	1.8	1.8	1.7	1.6	1.5	1.2	0.9	0.6	0.4	0.3	0.2
150	1.4	1.6	1.7	1.7	1.7	1.6	1.5	1.2	0.9	0.6	0.4	0.3	0.2
160	1.3	1.5	1.7	1.7	1.7	1.6	1.4	1.2	0.9	0.6	0.4	0.3	0.2
170	1.2	1.4	1.6	1.7	1.6	1.6	1.4	1.2	0.9	0.6	0.4	0.3	0.2
180	1.3	1.4	1.6	1.6	1.6	1.5	1.4	1.1	0.9	0.6	0.4	0.3	0.2
190	1.6	1.5	1.5	1.6	1.6	1.5	1.4	1.1	0.9	0.6	0.4	0.3	0.2
200	1.8	1.7	1.6	1.6	1.6	1.5	1.4	1.1	0.9	0.6	0.4	0.3	0.2
210	2.1	1.9	1.6	1.6	1.6	1.5	1.4	1.2	0.9	0.6	0.5	0.3	0.2
220	2.1	2.0	1.6	1.6	1.7	1.6	1.4	1.2	0.9	0.6	0.5	0.3	0.2
230	1.9	1.9	1.7	1.7	1.7	1.6	1.5	1.2	0.9	0.6	0.5	0.3	0.2
240	1.6	1.7	1.7	1.8	1.8	1.7	1.5	1.3	0.9	0.7	0.5	0.3	0.2
250	1.3	1.5	1.8	1.8	1.8	1.7	1.6	1.3	0.9	0.6	0.5	0.3	0.3
260	1.1	1.4	1.8	1.9	1.8	1.7	1.5	1.3	0.9	0.6	0.5	0.4	0.3
270	1.1	1.3	1.8	1.9	1.8	1.7	1.5	1.3	0.9	0.6	0.5	0.4	0.3
280	1.1	1.3	1.7	1.9	1.8	1.6	1.5	1.3	0.9	0.7	0.5	0.4	0.3
290	1.3	1.5	1.7	1.8	1.8	1.6	1.5	1.2	0.9	0.7	0.5	0.4	0.3
300	1.6	1.7	1.7	1.8	1.7	1.6	1.5	1.2	0.9	0.7	0.5	0.4	0.3
310	1.8	1.9	1.8	1.8	1.7	1.6	1.4	1.2	0.9	0.7	0.5	0.4	0.3
320	2.0	2.0	1.8	1.7	1.7	1.5	1.4	1.2	0.9	0.7	0.5	0.4	0.3
330	2.1	2.1	1.8	1.7	1.7	1.5	1.4	1.2	0.9	0.7	0.5	0.4	0.3
340	2.0	2.0	1.8	1.7	1.7	1.5	1.4	1.2	0.9	0.7	0.5	0.4	0.3
350	1.8	1.9	1.8	1.7	1.7	1.5	1.4	1.2	0.9	0.7	0.5	0.4	0.3

-40-
Table IV, Cont.

$b^I = 70$

M(P)	6	7	8	9	10	11	12	13	14	15	16	17	18
q^I 000	1.9	2.0	2.0	1.9	1.7	1.6	1.4	1.2	1.0	0.8	0.6	0.4	0.3
010	1.7	1.8	2.0	1.9	1.8	1.6	1.4	1.2	1.0	0.8	0.6	0.4	0.3
020	1.6	1.8	1.9	1.8	1.7	1.6	1.4	1.2	1.0	0.8	0.6	0.4	0.3
030	1.5	1.7	1.9	1.8	1.7	1.6	1.4	1.2	1.0	0.8	0.6	0.4	0.3
040	1.5	1.7	1.8	1.8	1.7	1.6	1.4	1.2	1.0	0.8	0.6	0.4	0.3
050	1.5	1.7	1.8	1.8	1.7	1.6	1.4	1.2	1.0	0.8	0.6	0.4	0.3
060	1.6	1.7	1.8	1.7	1.6	1.6	1.4	1.2	1.0	0.8	0.5	0.4	0.3
070	1.6	1.7	1.7	1.7	1.7	1.6	1.4	1.2	0.9	0.7	0.5	0.4	0.3
080	1.7	1.7	1.8	1.8	1.7	1.6	1.4	1.2	0.9	0.7	0.5	0.4	0.3
090	1.8	1.8	1.8	1.8	1.8	1.7	1.5	1.2	0.9	0.7	0.5	0.3	0.3
100	1.9	1.9	1.9	1.8	1.8	1.7	1.5	1.2	0.9	0.7	0.5	0.3	0.2
110	1.9	2.0	2.0	1.9	1.8	1.7	1.5	1.2	0.9	0.6	0.4	0.3	0.2
120	1.8	2.0	2.0	1.9	1.9	1.8	1.6	1.2	0.9	0.6	0.4	0.3	0.2
130	1.7	1.9	2.0	2.0	1.9	1.8	1.6	1.3	0.9	0.6	0.4	0.3	0.2
140	1.4	1.7	2.0	2.0	1.9	1.8	1.6	1.3	0.9	0.6	0.4	0.3	0.2
150	1.2	1.5	1.9	1.9	1.8	1.8	1.5	1.3	0.9	0.6	0.4	0.3	0.2
160	1.1	1.4	1.8	1.8	1.8	1.7	1.6	1.3	0.9	0.6	0.4	0.3	0.2
170	1.0	1.3	1.7	1.7	1.7	1.7	1.5	1.3	0.9	0.6	0.4	0.3	0.2
180	1.0	1.3	1.6	1.7	1.7	1.7	1.5	1.2	0.9	0.6	0.4	0.3	0.2
190	1.2	1.4	1.6	1.6	1.7	1.6	1.5	1.2	0.9	0.6	0.4	0.3	0.2
200	1.8	1.6	1.6	1.6	1.7	1.7	1.5	1.2	0.9	0.7	0.5	0.3	0.2
210	2.1	1.8	1.6	1.7	1.7	1.7	1.5	1.2	0.9	0.7	0.5	0.3	0.2
220	2.2	2.0	1.7	1.7	1.8	1.7	1.5	1.2	0.9	0.7	0.5	0.3	0.2
230	2.0	2.0	1.8	1.8	1.9	1.8	1.5	1.3	1.0	0.7	0.5	0.4	0.3
240	1.6	1.8	1.9	1.9	1.9	1.9	1.6	1.3	1.0	0.7	0.5	0.4	0.2
250	1.2	1.5	1.9	2.0	2.0	1.9	1.6	1.3	1.0	0.8	0.5	0.4	0.3
260	1.0	1.3	1.9	2.1	2.0	1.9	1.7	1.4	1.1	0.8	0.6	0.4	0.3
270	.9	1.3	1.9	2.1	2.1	2.0	1.7	1.4	1.1	0.8	0.6	0.4	0.3
280	1.0	1.3	1.9	2.1	2.0	1.9	1.6	1.3	1.0	0.8	0.6	0.4	0.3
290	1.2	1.5	1.9	2.0	2.0	1.9	1.6	1.3	1.0	0.8	0.6	0.4	0.3
300	1.6	1.8	1.9	2.0	1.9	1.8	1.5	1.3	1.0	0.8	0.6	0.4	0.3
310	2.0	2.1	1.9	1.9	1.9	1.8	1.5	1.2	0.9	0.8	0.6	0.4	0.3
320	2.4	2.4	1.9	1.9	1.9	1.7	1.5	1.2	1.0	0.6	0.6	0.4	0.3
330	2.5	2.5	2.0	1.9	1.9	1.7	1.4	1.2	0.9	0.8	0.6	0.4	0.3
340	2.4	2.4	2.0	1.8	1.8	1.7	1.4	1.2	0.9	0.8	0.6	0.4	0.3
350	2.2	2.2	2.0	1.8	1.8	1.6	1.4	1.2	1.0	0.8	0.6	0.4	0.3

-41-
Table IV, Cont.

$b^I = 60$

M(P)	6	7	8	9	10	11	12	13	14	15	16	17	18
$e^I \backslash$ 000	2.0	2.0	2.0	2.0	2.0	1.8	1.6	1.4	1.2	1.0	0.8	0.5	0.4
010	2.0	2.0	2.0	2.0	2.0	1.8	1.6	1.3	1.2	1.0	0.8	0.5	0.4
020	1.9	2.0	2.0	2.1	2.0	1.8	1.6	1.4	1.2	1.0	0.8	0.5	0.3
030	1.9	2.0	2.0	2.0	1.9	1.8	1.6	1.4	1.2	1.0	0.8	0.5	0.3
040	1.9	2.0	2.0	2.0	1.9	1.8	1.6	1.4	1.2	0.9	0.7	0.5	0.3
050	2.0	2.0	2.1	2.0	1.9	1.8	1.6	1.3	1.1	0.9	0.7	0.5	0.3
060	2.0	2.1	2.0	1.9	1.9	1.8	1.6	1.3	1.1	0.8	0.7	0.5	0.3
070	2.0	2.1	2.1	1.9	1.9	1.7	1.6	1.3	1.0	0.8	0.6	0.4	0.3
080	2.1	2.1	2.1	1.9	1.9	1.8	1.6	1.3	1.0	0.7	0.6	0.4	0.3
090	2.2	2.2	2.0	2.0	1.9	1.8	1.6	1.3	1.0	0.7	0.5	0.4	0.3
100	2.3	2.3	2.1	2.0	2.0	1.9	1.6	1.3	1.0	0.7	0.5	0.3	0.2
110	2.2	2.3	2.1	2.0	2.0	2.0	1.7	1.3	0.9	0.7	0.5	0.3	0.2
120	2.1	2.2	2.1	2.1	2.1	2.0	1.8	1.4	0.9	0.7	0.5	0.3	0.2
130	1.9	2.0	2.0	2.1	2.2	2.0	1.7	1.4	1.0	0.6	0.4	0.3	0.2
140	1.5	1.7	2.0	2.1	2.1	2.1	1.7	1.4	0.9	0.6	0.4	0.3	0.1
150	1.2	1.5	1.9	2.1	2.0	2.0	1.7	1.3	0.9	0.6	0.4	0.3	0.1
160	.9	1.3	1.9	2.0	2.0	1.9	1.7	1.3	0.9	0.7	0.4	0.3	0.2
170	.8	1.2	1.8	2.0	1.9	1.9	1.6	1.3	0.9	0.7	0.5	0.3	0.2
180	.9	1.2	1.7	1.9	1.9	1.8	1.6	1.3	0.9	0.7	0.5	0.3	0.2
190	1.1	1.4	1.7	1.8	1.8	1.8	1.6	1.3	0.9	0.7	0.5	0.3	0.2
200	1.4	1.6	1.8	1.8	1.8	1.8	1.6	1.3	1.0	0.7	0.5	0.3	0.2
210	1.8	1.8	1.8	1.8	1.9	1.8	1.6	1.3	1.0	0.7	0.5	0.3	0.2
220	2.0	2.0	1.9	1.9	1.9	1.8	1.6	1.3	1.0	0.8	0.5	0.4	0.2
230	2.0	2.0	1.9	1.9	2.0	1.9	1.7	1.4	1.1	0.8	0.6	0.4	0.3
240	1.8	1.9	2.0	2.1	2.1	2.0	1.8	1.5	1.1	0.9	0.6	0.4	0.3
250	1.6	1.8	2.0	2.2	2.2	2.1	1.8	1.5	1.2	0.9	0.7	0.4	0.3
260	1.3	1.7	2.1	2.3	2.2	2.2	1.9	1.6	1.3	1.0	0.7	0.5	0.3
270	1.3	1.7	2.1	2.4	2.3	2.1	1.9	1.6	1.3	1.0	0.7	0.5	0.3
280	1.3	1.7	2.3	2.4	2.3	2.1	1.8	1.5	1.2	1.0	0.7	0.5	0.3
290	1.5	1.9	2.3	2.4	2.3	2.0	1.7	1.5	1.2	1.0	0.7	0.5	0.3
300	1.8	2.2	2.3	2.3	2.2	2.0	1.7	1.4	1.2	1.0	0.7	0.5	0.4
310	2.1	2.5	2.3	2.2	2.1	1.9	1.6	1.4	1.2	0.9	0.7	0.5	0.4
320	2.4	2.6	2.3	2.2	2.1	1.8	1.5	1.3	1.1	0.9	0.7	0.5	0.4
330	2.4	2.5	2.2	2.1	2.0	1.8	1.5	1.3	1.1	0.9	0.7	0.5	0.4
340	2.4	2.4	2.2	2.0	2.0	1.8	1.5	1.3	1.1	1.0	0.7	0.5	0.4
350	2.2	2.2	2.1	2.0	1.9	1.8	1.5	1.3	1.2	1.0	0.7	0.5	0.4

-42-
Table IV, Cont.

$b^I = 50$

M(P)	6	7	8	9	10	11	12	13	14	15	16	17	18
$\ell^I \backslash$ 000	1.7	1.9	2.2	2.3	2.3	2.1	2.0	1.7	1.6	1.4	1.0	0.8	0.5
010	1.9	2.0	2.2	2.4	2.3	2.2	2.0	1.8	1.6	1.4	1.1	0.7	0.4
020	2.0	2.1	2.3	2.4	2.3	2.2	2.0	1.8	1.6	1.4	1.1	0.7	0.4
030	2.2	2.3	2.4	2.4	2.3	2.2	2.0	1.7	1.5	1.3	1.0	0.7	0.4
040	2.4	2.4	2.4	2.3	2.3	2.2	1.9	1.7	1.5	1.3	1.0	0.6	0.4
050	2.6	2.6	2.4	2.3	2.3	2.1	1.9	1.6	1.4	1.2	0.9	0.6	0.4
060	2.7	2.6	2.4	2.2	2.2	2.1	1.9	1.6	1.3	1.0	0.8	0.6	0.4
070	2.7	2.6	2.4	2.7	2.2	2.2	1.9	1.5	1.2	1.0	0.7	0.5	0.4
080	2.7	2.6	2.3	2.2	2.2	2.1	1.9	1.5	1.2	0.9	0.7	0.5	0.4
090	2.5	2.6	2.4	2.2	2.2	2.2	1.9	1.5	1.1	0.9	0.6	0.5	0.4
100	2.5	2.6	2.4	2.3	2.3	2.2	1.9	1.4	1.1	0.8	0.6	0.4	0.3
110	2.3	2.5	2.4	2.3	2.4	2.3	1.9	1.5	1.1	0.8	0.5	0.4	0.3
120	2.2	2.3	2.3	2.4	2.4	2.4	2.0	1.5	1.1	0.8	0.5	0.3	0.2
130	2.0	2.1	2.2	2.4	2.5	2.4	2.0	1.5	1.1	0.8	0.5	0.3	0.2
140	1.7	1.8	2.1	2.3	2.5	2.4	2.0	1.5	1.1	0.8	0.5	0.3	0.2
150	1.4	1.6	2.0	2.3	2.4	2.3	2.0	1.5	1.1	0.8	0.5	0.3	0.2
160	1.1	1.4	1.9	2.2	2.3	2.3	1.9	1.5	1.1	0.8	0.5	0.3	0.2
170	1.0	1.3	1.9	2.2	2.3	2.2	1.9	1.5	1.1	0.8	0.5	0.3	0.2
180	1.0	1.3	2.0	2.2	2.3	2.2	1.8	1.5	1.1	0.8	0.5	0.3	0.2
190	1.1	1.4	2.0	2.2	2.7	2.1	1.8	1.4	1.1	0.8	0.5	0.4	0.2
200	1.3	1.6	2.1	2.3	2.2	2.1	1.8	1.4	1.1	0.8	0.6	0.4	0.3
210	1.5	1.8	2.1	2.3	2.3	2.1	1.8	1.4	1.1	0.9	0.6	0.4	0.3
220	1.8	2.0	2.1	2.2	2.3	2.2	1.9	1.5	1.2	0.9	0.6	0.5	0.3
230	2.0	2.0	2.1	2.3	2.3	2.3	1.9	1.6	1.3	1.0	0.7	0.5	0.4
240	2.0	2.0	2.2	2.3	2.4	2.3	2.1	1.7	1.4	1.1	0.8	0.5	0.4
250	2.0	2.1	2.2	2.4	2.5	2.4	2.1	1.8	1.6	1.2	0.9	0.6	0.4
260	2.1	2.2	2.3	2.5	2.5	2.5	2.2	1.9	1.7	1.3	0.9	0.6	0.4
270	2.0	2.3	2.5	2.5	2.6	2.5	2.7	1.9	1.7	1.4	1.0	0.6	0.4
280	1.9	2.4	2.6	2.5	2.6	2.5	2.2	1.8	1.7	1.4	1.0	0.6	0.4
290	2.0	2.6	2.7	2.7	2.6	2.4	2.1	1.8	1.6	1.3	0.9	0.7	0.4
300	2.0	2.7	2.8	2.6	2.5	2.3	2.0	1.7	1.6	1.3	0.9	0.6	0.5
310	2.1	2.8	2.8	2.5	2.4	2.2	1.9	1.6	1.5	1.2	0.9	0.7	0.5
320	2.2	2.6	2.6	2.4	2.3	2.2	1.8	1.6	1.4	1.2	0.9	0.7	0.6
330	2.2	2.4	2.5	2.4	2.2	2.1	1.9	1.6	1.4	1.2	0.9	0.7	0.6
340	2.0	2.2	2.3	2.3	2.2	2.1	1.9	1.6	1.5	1.2	1.0	0.7	0.6
350	1.9	2.0	2.2	2.3	2.2	2.1	1.9	1.7	1.5	1.3	1.0	0.7	0.6

-43-
Table IV, Cont.

$b^I = 40$

M(P)	6	7	8	9	10	11	12	13	14	15	16	17	18
$\ell^I \backslash$ 000	2.3	2.4	2.6	2.6	2.7	2.8	2.6	2.4	2.2	2.0	1.6	1.2	0.9
010	2.3	2.5	2.7	2.8	2.9	2.9	2.8	2.5	2.3	2.0	1.6	1.2	0.9
020	2.4	2.6	2.9	3.0	3.0	3.0	2.9	2.6	2.4	2.0	1.6	1.1	0.8
030	2.6	2.7	2.9	3.0	3.1	3.2	2.9	2.6	2.3	1.9	1.4	1.0	0.7
040	2.8	2.8	2.9	3.1	3.1	3.0	2.9	2.5	2.1	1.7	1.3	0.9	0.6
050	3.0	2.9	2.8	3.0	3.0	2.9	2.7	2.2	1.9	1.6	1.2	0.8	0.5
060	3.0	3.0	2.8	2.8	2.9	2.9	2.5	2.0	1.7	1.4	1.1	0.7	0.4
070	2.9	3.0	2.7	2.7	2.8	2.7	2.4	1.9	1.5	1.3	1.0	0.7	0.4
080	2.6	2.8	2.7	2.7	2.7	2.7	2.3	1.8	1.4	1.1	0.9	0.6	0.4
090	2.4	2.7	2.7	2.7	2.7	2.6	2.3	1.7	1.3	1.1	0.8	0.6	0.4
100	2.3	2.6	2.7	2.8	2.7	2.6	2.3	1.7	1.3	1.0	0.8	0.5	0.4
110	2.2	2.5	2.7	2.8	2.8	2.6	2.3	1.8	1.3	1.0	0.8	0.5	0.3
120	2.1	2.3	2.5	2.7	2.8	2.7	2.3	1.9	1.4	1.0	0.7	0.4	0.3
130	2.1	2.2	2.4	2.6	2.7	2.7	2.4	1.9	1.5	1.1	0.7	0.4	0.2
140	2.0	2.2	2.3	2.5	2.7	2.7	2.5	2.0	1.6	1.1	0.7	0.4	0.2
150	1.8	2.0	2.2	2.5	2.7	2.7	2.5	2.1	1.6	1.1	0.7	0.4	0.2
160	1.7	2.0	2.2	2.4	2.7	2.7	2.5	2.1	1.6	1.2	0.7	0.4	0.2
170	1.5	1.9	2.3	2.5	2.6	2.7	2.4	2.0	1.7	1.2	0.7	0.4	0.2
180	1.4	1.9	2.4	2.6	2.6	2.6	2.4	2.0	1.6	1.1	0.8	0.5	0.2
190	1.4	1.9	2.6	2.7	2.6	2.6	2.3	2.0	1.6	1.1	0.8	0.5	0.3
200	1.6	2.0	2.6	2.9	2.7	2.5	2.3	1.9	1.5	1.1	0.8	0.5	0.3
210	1.8	2.2	2.6	2.9	2.7	2.5	2.3	1.9	1.5	1.1	0.8	0.5	0.3
220	2.2	2.4	2.6	2.8	2.7	2.6	2.3	2.0	1.6	1.2	0.9	0.6	0.4
230	2.4	2.5	2.5	2.7	2.7	2.6	2.3	2.1	1.7	1.4	1.1	0.7	0.5
240	2.4	2.5	2.5	2.6	2.7	2.7	2.5	2.2	2.0	1.6	1.2	0.8	0.5
250	2.4	2.5	2.4	2.6	2.7	2.8	2.7	2.4	2.2	1.8	1.4	1.0	0.6
260	2.1	2.4	2.6	2.7	2.8	3.0	2.9	2.6	2.3	2.0	1.5	1.1	0.7
270	2.0	2.4	2.7	2.9	3.0	3.1	3.0	2.7	2.5	2.1	1.6	1.1	0.7
280	1.9	2.4	2.8	3.1	3.1	3.1	3.0	2.7	2.4	2.0	1.5	1.1	0.6
290	2.0	2.4	2.8	3.1	3.1	3.1	2.9	2.6	2.4	1.9	1.5	1.0	0.6
300	2.0	2.4	2.8	3.1	3.0	2.9	2.8	2.4	2.2	1.9	1.4	0.9	0.6
310	2.3	2.5	2.7	2.9	2.8	2.7	2.5	2.3	2.1	1.7	1.3	0.9	0.5
320	2.5	2.5	2.5	2.7	2.7	2.6	2.4	2.1	1.9	1.6	1.3	0.9	0.6
330	2.5	2.5	2.5	2.5	2.6	2.5	2.4	2.1	1.9	1.7	1.3	1.0	0.7
340	2.5	2.5	2.4	2.5	2.5	2.5	2.4	2.1	2.0	1.7	1.4	1.1	0.8
350	2.5	2.5	2.4	2.5	2.6	2.6	2.4	2.3	2.1	1.9	1.5	1.2	0.9

-44-
Table IV, Cont.

$b^I = 30$

M(P)	6	7	8	9	10	11	12	13	14	15	16	17	18
e^I 000	3.0	3.2	3.3	3.2	3.3	3.5	3.5	3.3	3.0	2.9	2.8	2.5	2.0
010	2.8	3.2	3.7	3.7	3.6	3.8	3.9	3.7	3.7	3.3	2.9	2.4	1.8
020	2.9	3.4	4.0	4.0	3.9	4.2	4.2	4.1	4.0	3.5	2.8	2.1	1.6
030	3.0	3.5	4.1	4.1	4.1	4.2	4.3	4.2	4.0	3.3	2.4	1.8	1.3
040	3.3	3.6	3.8	4.1	4.1	4.3	4.2	3.9	3.5	2.8	2.1	1.5	1.0
050	3.3	3.4	3.5	3.7	3.9	4.0	3.9	3.4	2.8	2.3	1.7	1.3	0.9
060	3.2	3.3	3.1	3.4	3.6	3.7	3.4	2.9	2.2	1.9	1.5	1.1	0.8
070	2.8	3.1	3.0	3.1	3.4	3.4	3.1	2.5	1.9	1.6	1.3	1.0	0.8
080	2.4	2.8	3.0	3.1	3.3	3.2	2.7	2.2	1.8	1.5	1.3	1.0	0.7
090	2.2	2.6	3.0	3.2	3.2	3.0	2.6	2.1	1.7	1.5	1.2	0.9	0.7
100	2.0	2.5	3.1	3.3	3.2	3.0	2.5	2.1	1.9	1.5	1.1	0.8	0.6
110	1.9	2.4	3.2	3.2	3.2	3.0	2.5	2.3	2.0	1.6	1.1	0.8	0.5
120	2.0	2.4	3.1	3.2	3.1	3.1	2.8	2.4	2.1	1.6	1.1	0.7	0.4
130	2.2	2.5	2.9	3.1	3.1	3.2	2.9	2.7	2.1	1.6	1.1	0.7	0.4
140	2.5	2.6	2.7	3.0	3.1	3.3	3.2	2.8	2.2	1.7	1.1	0.7	0.4
150	2.6	2.8	2.5	2.8	3.1	3.4	3.5	3.0	2.2	1.6	1.2	0.7	0.4
160	2.4	2.8	2.6	2.9	3.2	3.5	3.6	3.0	2.2	1.7	1.2	0.8	0.5
170	2.3	2.8	2.9	3.1	3.4	3.6	3.5	3.1	2.3	1.8	1.2	0.8	0.6
180	2.2	2.8	3.2	3.4	3.5	3.6	3.4	3.1	2.5	1.9	1.3	0.9	0.5
190	2.2	2.9	3.5	3.6	3.7	3.6	3.3	3.0	2.6	1.9	1.3	0.8	0.6
200	2.2	2.9	3.7	3.8	3.7	3.5	3.2	2.8	2.5	1.9	1.3	0.9	0.6
210	2.3	2.9	3.6	3.7	3.5	3.4	3.1	2.8	2.5	1.9	1.3	0.9	0.5
220	2.5	3.0	3.3	3.5	3.5	3.5	3.1	2.8	2.4	1.9	1.4	1.0	0.7
230	2.5	2.9	2.9	3.1	3.3	3.4	3.3	2.9	2.3	2.0	1.7	1.2	0.8
240	2.3	2.7	2.7	2.9	3.2	3.5	3.6	3.1	2.4	2.2	2.0	1.5	1.2
250	2.1	2.5	2.6	2.8	3.2	3.6	3.9	3.4	2.8	2.6	2.3	1.9	1.6
260	1.9	2.3	2.7	3.0	3.3	3.7	4.1	3.9	3.3	3.0	2.6	2.1	1.8
270	1.7	2.2	2.8	3.2	3.5	3.8	4.2	4.3	4.0	3.5	2.9	2.2	1.8
280	1.6	2.1	3.0	3.5	3.7	3.9	4.3	4.4	4.3	3.7	2.9	2.1	1.6
290	1.4	2.1	3.2	3.5	3.7	3.8	4.1	4.2	4.2	3.5	2.6	1.9	1.4
300	1.6	2.2	3.1	3.4	3.6	3.7	3.8	3.7	3.7	3.1	2.3	1.7	1.1
310	2.0	2.3	2.9	3.2	3.3	3.4	3.5	3.3	3.1	2.6	2.1	1.6	1.1
320	2.5	2.5	2.7	2.9	3.1	3.3	3.2	2.8	2.5	2.3	2.1	1.6	1.1
330	3.0	2.7	2.5	2.7	3.0	3.1	3.0	2.6	2.2	2.2	2.1	1.8	1.4
340	3.1	2.9	2.6	2.7	3.0	3.1	3.0	2.6	2.3	2.3	2.3	2.0	1.6
350	3.1	3.1	2.8	2.9	3.1	3.3	3.2	2.9	2.5	2.5	2.6	2.3	1.9

Table IV, Cont.

$$b^I = 20$$

M(P)	6	7	8	9	10	11	12	13	14	15	16	17	18
ρ^I													
000	2.7	3.4	4.3	4.6	4.5	4.2	4.1	3.9	3.9	4.0	4.0	3.7	3.3
010	3.0	3.9	4.7	5.4	5.8	5.8	5.8	5.7	5.3	5.0	4.5	3.9	3.2
020	3.5	4.3	5.1	5.9	6.7	7.4	7.6	7.5	6.5	5.5	4.7	3.9	2.9
030	3.8	4.5	5.1	5.9	7.0	8.0	8.5	8.1	6.8	5.5	4.4	3.4	2.5
040	3.8	4.4	4.7	5.4	6.3	7.3	7.7	7.0	5.8	4.8	3.8	2.9	2.0
050	3.7	4.1	4.1	4.7	5.3	5.9	6.1	5.4	4.5	3.8	3.1	2.3	1.7
060	3.3	3.6	3.7	4.2	4.5	4.6	4.5	3.9	3.4	3.0	2.5	2.0	1.4
070	2.9	3.2	3.5	3.9	3.9	3.8	3.4	2.9	2.5	2.4	2.2	1.8	1.4
080	2.7	3.1	3.3	3.8	3.8	3.4	2.9	2.5	2.3	2.2	2.0	1.7	1.3
090	2.7	3.1	3.4	3.8	3.9	3.3	2.8	2.4	2.2	2.2	2.0	1.7	1.2
100	2.8	3.3	3.5	3.8	4.0	3.5	2.9	2.5	2.3	2.2	2.0	1.6	1.1
110	3.1	3.6	3.6	3.9	4.1	3.6	3.2	2.7	2.6	2.3	1.9	1.4	0.9
120	3.4	3.7	3.6	3.8	4.1	3.8	3.3	3.1	2.8	2.3	1.8	1.3	0.8
130	3.4	3.7	3.5	3.7	3.9	3.9	3.6	3.2	2.9	2.3	1.7	1.1	0.6
140	3.4	3.7	3.5	3.6	3.8	3.8	3.7	3.4	3.0	2.3	1.6	1.0	0.5
150	3.2	3.4	3.4	3.7	3.9	4.0	3.9	3.6	3.2	2.5	1.7	1.1	0.5
160	3.0	3.3	3.6	4.0	4.4	4.3	4.0	3.9	3.6	2.7	1.9	1.2	0.6
170	2.9	3.3	3.8	4.7	5.0	4.8	4.5	4.3	3.9	3.2	2.4	1.5	0.8
180	2.8	3.4	4.1	5.3	5.8	5.4	5.2	4.8	4.5	3.7	2.8	2.0	1.1
190	2.7	3.5	4.5	5.6	6.3	6.0	5.7	5.2	4.7	4.0	3.3	2.3	1.4
200	2.7	3.6	4.6	5.7	6.1	6.1	5.9	5.3	4.6	4.0	3.3	2.5	1.6
210	2.5	3.6	4.4	5.2	5.6	5.8	5.7	4.9	4.2	3.6	3.0	2.4	1.9
220	2.4	3.4	4.1	4.6	4.7	5.2	5.4	4.6	3.7	3.1	2.6	2.2	1.8
230	2.2	3.1	3.7	3.9	4.0	4.7	4.8	4.3	3.5	2.8	2.4	2.1	1.6
240	2.2	2.9	3.4	3.5	3.7	4.4	4.8	4.3	3.6	3.0	2.4	2.1	1.8
250	2.3	2.8	3.2	3.4	3.6	4.5	5.1	5.1	4.3	3.4	2.9	2.4	2.0
260	2.4	2.8	3.2	3.5	3.8	4.8	5.9	6.1	5.4	4.5	3.8	3.1	2.3
270	2.6	2.8	3.4	3.8	4.3	5.3	6.5	7.2	7.0	6.3	5.2	4.0	2.7
280	2.8	3.0	3.5	4.0	4.5	5.5	6.9	7.9	8.1	7.5	6.6	5.0	3.3
290	3.1	3.2	3.6	4.0	4.3	5.2	6.3	7.4	7.9	8.0	7.4	5.6	3.5
300	3.0	3.2	3.6	3.8	3.8	4.5	5.1	5.8	6.5	6.9	6.9	5.5	3.4
310	3.1	3.3	3.5	3.4	3.1	3.5	3.8	4.2	4.7	5.3	5.7	4.9	3.1
320	3.1	3.2	3.3	3.1	2.7	2.8	2.8	3.0	3.4	3.9	4.5	4.1	3.2
330	2.8	3.1	3.4	3.0	2.6	2.4	2.4	2.4	2.7	3.2	3.6	3.6	2.9
340	2.6	3.0	3.5	3.2	2.8	2.5	2.3	2.4	2.5	3.0	3.3	3.4	3.1
350	2.5	3.2	3.8	3.8	3.4	3.1	2.8	2.8	3.0	3.2	3.5	3.5	3.1

-46-
Table IV, Cont.

$b^I = 15$

M(P)	6	7	8	9	10	11	12	13	14	15	16	17	18
e^I 000	3.0	3.8	4.5	5.0	4.8	4.4	4.2	4.1	4.1	4.2	4.3	4.2	4.0
010	3.4	4.4	5.1	5.7	6.6	6.5	6.1	5.9	5.5	5.2	4.8	4.4	3.9
020	3.9	4.9	5.5	6.4	8.0	8.5	8.4	7.7	7.1	6.2	5.4	4.6	4.0
030	4.3	5.2	5.4	6.4	8.4	9.2	9.6	8.7	7.6	6.5	5.5	4.5	3.6
040	4.3	5.1	5.3	6.0	7.5	8.6	8.6	7.9	6.9	5.9	5.0	4.0	3.1
050	4.0	4.6	4.8	5.5	6.3	6.8	6.8	6.1	5.3	4.6	4.1	3.4	2.7
060	3.5	4.0	4.5	4.9	5.3	5.3	4.9	4.4	3.8	3.5	3.2	2.8	2.2
070	3.1	3.6	4.2	4.6	4.5	4.1	3.7	3.3	2.9	2.8	2.7	2.4	1.9
080	2.9	3.5	4.0	4.4	4.2	3.5	3.0	2.6	2.4	2.4	2.4	2.1	1.8
090	2.9	3.5	4.0	4.4	4.2	3.3	2.7	2.5	2.3	2.2	2.2	2.0	1.4
100	3.0	3.6	4.1	4.3	4.2	3.4	2.8	2.5	2.3	2.3	2.2	1.9	1.3
110	3.2	3.9	4.1	4.2	4.2	3.5	3.1	2.8	2.6	2.5	2.3	1.8	1.2
120	3.5	4.1	4.1	4.3	4.2	3.7	3.3	3.0	2.8	2.6	2.3	1.6	1.0
130	3.5	4.0	4.2	4.2	4.3	4.0	3.6	3.3	3.1	2.7	2.3	1.5	1.0
140	3.5	3.8	4.1	4.5	4.4	4.2	3.9	3.6	3.3	3.0	2.3	1.4	0.8
150	3.2	3.6	4.1	4.8	4.8	4.6	4.2	3.8	3.7	3.3	2.4	1.5	0.8
160	3.0	3.4	4.2	5.3	5.6	5.3	4.7	4.4	4.2	3.7	2.8	1.7	0.9
170	2.9	3.4	4.3	5.9	6.7	6.1	5.5	5.3	5.0	4.5	3.5	2.1	1.0
180	2.9	3.5	4.5	6.4	7.6	7.0	6.4	6.1	5.9	5.3	4.4	2.8	1.4
190	3.0	3.7	4.6	6.5	7.6	7.6	7.1	6.8	6.5	5.8	4.9	3.4	1.8
200	2.8	3.8	4.8	6.2	7.2	7.3	7.4	7.1	6.6	5.9	5.1	3.9	2.4
210	2.7	3.8	4.6	5.5	6.1	6.6	7.0	6.9	6.2	5.3	4.8	3.9	2.6
220	2.6	3.7	4.4	4.7	5.0	5.8	6.4	6.2	5.5	4.6	4.1	3.6	2.9
230	2.6	3.5	4.1	4.3	4.2	5.2	5.8	5.8	4.9	4.2	3.7	3.3	2.6
240	2.6	3.4	4.0	3.9	3.9	5.1	5.8	5.8	5.1	4.1	3.6	3.2	2.6
250	2.7	3.3	4.0	4.1	4.2	5.4	6.3	6.5	6.0	4.9	4.0	3.5	2.7
260	3.2	3.5	4.0	4.4	4.7	6.1	7.2	8.0	7.5	6.5	5.3	4.2	3.3
270	3.6	3.7	4.1	4.6	5.4	7.0	8.4	9.4	9.8	8.9	7.4	5.5	3.8
280	4.3	4.1	4.1	4.6	5.7	7.2	8.7	10.6	11.6	11.4	9.7	7.1	4.8
290	4.8	4.3	4.0	4.3	5.3	6.6	7.7	9.5	11.5	12.2	11.3	8.7	5.7
300	4.5	4.2	4.0	3.8	4.3	5.3	6.0	7.6	9.3	10.7	10.9	9.0	6.0
310	4.2	4.0	3.8	3.4	3.4	3.8	4.3	5.2	6.6	8.0	8.6	7.7	6.1
320	3.6	3.7	3.6	3.1	2.7	2.8	3.0	3.6	4.5	5.6	6.4	6.3	5.4
330	3.1	3.4	3.6	3.1	2.5	2.4	2.4	2.7	3.3	4.0	4.7	5.0	4.5
340	2.8	3.3	3.7	3.4	2.8	2.4	2.4	2.5	2.9	3.4	4.0	4.2	4.4
350	2.7	3.4	4.1	4.0	3.5	3.1	2.9	3.0	3.2	3.5	3.8	4.0	4.1

-47-
Table IV, Cont.

$b^T = 10$

M(P)	6	7	8	9	10	11	12	13	14	15	16	17	18
000	3.0	4.0	5.1	5.8	5.3	4.6	4.0	3.8	3.7	3.9	4.0	3.7	2.8
010	3.6	4.6	5.4	6.2	6.4	5.9	5.0	4.4	3.9	3.8	3.8	3.6	3.0
020	4.1	5.1	5.7	6.5	7.3	7.2	6.4	5.4	4.6	4.1	4.0	4.0	3.5
030	4.5	5.2	5.8	6.8	7.9	8.5	7.9	6.8	5.4	4.7	4.5	4.5	4.3
040	4.6	5.2	5.9	6.9	8.3	9.3	8.5	7.4	6.0	5.2	4.9	4.7	4.7
050	4.4	4.9	5.8	6.8	8.1	9.1	8.3	7.2	5.9	5.2	4.9	4.7	4.4
060	4.0	4.5	5.5	6.7	7.5	7.9	6.7	5.9	5.0	4.6	4.3	4.0	3.3
070	3.7	4.2	5.2	6.2	6.5	6.3	5.1	4.3	3.8	3.5	3.3	3.0	2.6
080	3.4	4.0	5.0	5.6	5.5	4.8	3.6	3.1	2.7	2.5	2.4	2.2	2.0
090	3.5	4.1	4.6	4.8	4.6	3.9	2.8	2.2	2.0	1.8	1.8	1.7	1.5
100	3.7	4.2	4.3	4.3	4.1	3.2	2.2	1.8	1.6	1.5	1.5	1.5	1.4
110	3.8	4.3	4.1	3.9	3.8	3.1	2.2	1.8	1.6	1.5	1.5	1.5	1.3
120	4.0	4.4	4.1	4.0	4.0	3.4	2.5	2.1	1.9	1.8	1.7	1.6	1.4
130	3.9	4.4	4.3	4.5	4.7	4.1	3.1	2.7	2.7	2.5	2.3	1.9	1.4
140	3.9	4.3	4.5	5.2	5.9	5.3	4.2	3.9	3.8	3.6	3.2	2.2	1.6
150	3.6	4.1	4.8	6.1	7.3	6.8	5.5	5.1	5.3	5.0	4.1	2.6	1.6
160	3.3	4.0	5.0	6.7	8.6	8.3	6.9	6.6	6.7	6.5	4.9	2.8	1.5
170	3.3	3.9	5.0	7.0	8.9	9.0	8.0	7.8	7.6	7.1	5.4	3.2	1.6
180	3.3	4.0	4.8	6.6	8.5	8.9	8.6	8.3	7.8	6.9	5.6	3.9	2.2
190	3.4	4.0	4.5	5.9	7.3	8.2	8.4	8.3	7.5	6.5	5.6	4.5	3.2
200	3.4	3.9	4.3	5.2	6.2	7.4	8.2	8.0	7.2	6.3	5.9	5.5	4.2
210	3.5	4.0	4.2	4.7	5.3	6.7	8.0	8.1	7.4	6.6	6.4	6.5	5.9
220	3.5	4.0	4.3	4.6	4.9	6.5	8.0	8.3	7.7	7.3	7.6	7.6	6.7
230	3.6	4.1	4.6	4.8	5.3	6.7	8.5	9.1	8.8	8.7	8.9	8.4	6.8
240	3.6	4.2	5.1	5.4	6.0	7.6	9.4	10.0	10.1	10.2	10.5	9.0	6.0
250	3.9	4.6	5.6	6.1	7.0	8.6	10.4	11.4	11.9	12.2	11.8	9.1	5.9
260	4.5	4.9	5.7	6.7	7.8	9.4	11.3	12.2	13.4	13.8	13.1	9.6	5.6
270	4.9	5.2	5.7	6.5	7.8	9.7	11.7	12.9	14.1	14.8	13.7	10.4	5.9
280	5.3	5.4	5.5	6.0	7.2	8.9	11.2	12.7	14.5	14.8	14.1	11.6	7.0
290	5.5	5.2	5.0	5.1	5.9	7.6	9.6	11.3	13.3	14.5	14.3	12.4	9.3
300	5.1	4.9	4.5	4.3	4.8	6.0	7.9	9.6	11.6	12.9	13.4	12.8	10.5
310	4.2	4.3	4.4	3.9	3.8	4.8	6.1	7.4	9.2	11.1	12.2	11.9	10.5
320	3.5	3.9	4.3	3.9	3.4	3.9	4.8	5.7	7.1	9.0	10.1	10.0	8.6
330	2.8	3.5	4.4	4.1	3.4	3.6	4.0	4.5	5.4	6.7	7.9	7.7	6.3
340	2.6	3.4	4.5	4.5	3.7	3.6	3.6	3.7	4.4	5.3	6.1	5.6	4.6
350	2.7	3.6	4.9	5.1	4.4	3.8	3.6	3.6	3.9	4.4	4.7	4.3	3.2

Table IV, Cont.

$b^I = 5$

M(P)	6	7	8	9	10	11	12	13	14	15	16	17	18
e^I													
000	3.4	4.6	6.0	7.0	6.5	5.8	4.7	4.1	4.1	4.4	4.5	3.8	2.8
010	3.8	5.1	6.5	7.5	7.2	6.2	4.9	4.1	3.9	4.2	4.3	3.8	2.9
020	4.5	5.6	6.6	7.9	8.2	7.1	5.6	4.8	4.6	4.8	5.0	4.8	4.1
030	5.2	5.9	6.8	8.3	9.1	8.6	7.5	6.4	6.0	6.1	6.5	6.4	5.3
040	5.6	6.1	6.9	8.6	10.3	10.5	9.5	8.4	7.8	7.9	8.3	8.0	7.3
050	5.8	6.2	7.0	8.9	11.1	11.6	11.1	9.8	8.9	8.9	8.8	8.4	7.4
060	5.6	6.1	7.0	8.6	10.9	11.6	10.6	9.2	8.3	7.8	7.5	6.8	6.1
070	5.2	5.8	6.7	7.8	9.4	9.9	8.6	7.0	5.9	5.5	5.1	4.7	4.5
080	4.9	5.5	6.1	6.8	7.5	7.2	5.7	4.4	3.8	3.5	3.1	3.0	3.2
090	4.5	5.2	5.6	5.7	5.6	5.1	3.7	2.8	2.4	2.2	2.1	2.1	2.2
100	4.3	4.8	5.0	4.8	4.3	3.7	2.6	2.0	1.9	1.7	1.7	1.7	2.0
110	4.1	4.7	4.7	4.4	3.8	3.2	2.2	1.8	1.8	1.8	1.8	1.8	1.9
120	3.9	4.6	4.8	4.6	4.1	3.4	2.5	2.2	2.3	2.4	2.3	2.3	2.2
130	3.9	4.6	5.1	5.6	5.2	4.3	3.5	3.2	3.5	3.8	3.7	3.1	2.5
140	3.7	4.5	5.5	6.9	7.3	6.3	5.5	5.3	5.9	6.1	5.5	4.0	2.5
150	3.6	4.5	6.0	8.4	10.1	9.4	8.2	8.1	8.9	8.7	7.2	4.6	2.2
160	3.5	4.5	6.2	9.3	12.3	11.9	11.1	11.2	11.3	10.4	8.1	4.7	2.2
170	3.4	4.4	6.0	9.1	12.4	13.3	12.9	12.4	12.0	10.3	7.8	4.8	2.4
180	3.6	4.3	5.4	7.8	10.5	12.4	12.6	12.3	11.1	9.3	7.1	4.9	3.2
190	3.7	4.2	4.8	6.3	8.3	10.4	11.6	11.6	10.4	8.4	6.9	5.8	4.7
200	4.2	4.3	4.4	5.1	6.5	8.8	10.9	10.9	9.9	8.5	7.7	7.3	7.8
210	4.6	4.4	4.2	4.7	5.7	8.2	10.9	11.4	11.0	9.8	9.6	10.1	11.1
220	5.1	4.7	4.4	4.8	5.9	8.7	12.0	13.0	12.7	12.6	12.6	13.5	15.9
230	5.5	5.3	5.2	5.8	7.1	10.2	14.1	15.5	15.7	16.0	16.6	16.8	17.2
240	5.7	5.9	6.4	7.3	9.1	12.7	17.0	18.4	19.1	19.7	19.2	18.1	16.8
250	6.1	6.6	7.6	9.1	11.2	14.8	18.9	20.2	20.7	21.7	20.6	17.7	14.9
260	6.2	7.0	8.4	10.2	12.5	15.7	19.2	20.4	20.9	21.1	19.8	16.6	11.8
270	6.4	7.2	8.3	9.8	11.8	14.9	17.7	19.1	19.8	20.4	19.0	15.9	11.3
280	6.2	6.8	7.5	8.3	9.8	12.5	15.9	17.4	18.2	18.9	18.1	16.0	13.1
290	5.8	5.1	6.4	6.8	7.7	9.9	13.4	15.3	16.6	18.4	18.0	17.1	15.5
300	5.4	5.5	5.5	5.4	6.0	8.2	11.3	13.4	15.3	17.6	18.7	18.2	16.5
310	4.6	4.8	5.0	4.8	5.1	7.0	9.9	11.5	14.1	16.4	17.8	17.4	14.5
320	4.0	4.4	4.7	4.7	4.8	6.3	8.5	9.7	11.6	14.2	15.3	14.1	12.4
330	3.5	4.2	4.8	5.0	4.8	6.1	7.4	7.8	9.0	10.8	11.8	10.1	7.8
340	3.3	4.2	5.2	5.6	5.3	5.9	6.2	6.0	6.5	7.7	8.0	6.7	4.8
350	3.2	4.3	5.7	6.4	6.0	5.7	5.3	4.8	4.9	5.5	5.6	4.6	3.2

Table IV, Cont.

$$b^I = 0$$

M(P)	6	7	8	9	10	11	12	13	14	15	16	17	18
$q^I \setminus$ 000	4.6	6.1	8.2	9.4	9.2	8.6	7.7	6.7	6.6	6.5	6.5	5.8	4.8
010	4.8	6.4	8.6	10.1	10.2	8.8	7.6	6.7	6.1	6.1	6.3	5.9	5.2
020	5.4	6.8	8.9	11.3	11.4	10.0	8.7	7.8	7.1	7.0	7.3	7.2	6.9
030	6.0	7.3	9.6	12.1	12.9	12.1	11.2	10.6	9.3	9.0	9.4	9.5	10.0
040	6.6	7.9	10.3	13.0	14.6	14.6	14.1	13.9	12.1	11.4	11.7	11.7	11.2
050	7.3	8.4	10.4	13.3	15.8	16.8	16.8	16.6	14.1	12.7	12.5	11.8	12.1
060	7.2	8.5	10.7	13.0	15.4	17.0	16.8	16.3	13.4	11.5	10.4	9.5	9.4
070	7.0	8.0	9.8	11.7	13.8	14.5	14.3	13.1	10.4	8.3	7.1	6.6	6.3
080	6.2	7.3	8.9	10.0	11.0	11.2	10.2	9.0	6.9	5.5	4.7	4.2	4.0
090	5.7	6.5	7.5	8.0	8.6	8.3	7.2	6.0	4.5	3.7	3.3	3.1	2.9
100	5.3	6.0	6.7	6.7	6.8	6.3	5.2	4.4	3.5	3.0	2.7	2.7	2.7
110	4.9	5.5	6.1	6.3	6.2	5.3	4.3	3.9	3.4	3.1	2.9	3.0	2.9
120	4.9	5.5	6.2	6.5	6.4	5.4	4.5	4.4	4.0	3.8	3.6	3.7	3.6
130	5.0	5.8	6.7	7.5	7.6	6.5	5.6	5.7	5.7	5.4	5.0	4.7	4.3
140	5.1	6.0	7.4	9.3	9.8	8.6	7.7	7.9	8.0	7.7	6.6	5.5	4.5
150	5.2	6.4	9.2	11.1	12.9	11.6	10.8	11.2	11.3	10.1	7.7	5.6	3.9
160	5.2	6.6	8.7	12.4	15.6	14.6	13.9	13.9	13.6	11.5	7.8	5.1	3.1
170	5.2	6.6	8.7	12.4	16.1	16.6	16.0	15.6	14.9	11.6	7.5	4.7	2.9
180	5.5	6.5	7.9	11.1	14.9	16.6	16.8	16.8	15.4	11.7	7.6	4.8	3.0
190	5.9	6.3	6.9	9.1	12.4	15.4	17.2	17.2	15.6	12.3	8.6	6.1	4.1
200	6.5	6.3	6.3	7.8	10.5	14.4	17.5	18.2	16.3	14.4	11.5	9.0	6.7
210	7.4	6.5	6.0	6.9	9.5	14.0	18.4	20.0	18.8	17.7	15.6	14.1	12.8
220	8.3	7.0	6.2	7.0	9.7	14.9	20.1	22.6	22.9	23.2	21.5	21.3	21.9
230	9.3	7.9	7.1	7.9	10.5	16.8	22.7	26.5	27.3	27.9	27.5	27.5	28.9
240	9.7	8.7	8.3	9.3	12.6	19.0	25.8	29.1	29.9	31.3	29.8	30.2	31.6
250	9.6	9.5	9.9	11.0	14.3	20.9	27.5	30.2	31.7	30.9	29.1	28.4	27.8
260	9.3	9.8	10.7	12.2	15.7	21.6	26.7	29.9	30.2	28.8	26.1	24.3	23.9
270	8.2	9.2	10.9	12.3	15.1	20.4	25.5	28.5	28.5	26.5	24.3	21.8	18.4
280	7.3	8.4	10.0	11.1	13.3	18.4	23.7	26.9	27.0	26.0	23.8	20.2	16.6
290	6.4	7.6	9.1	9.6	11.1	15.8	21.3	25.6	27.0	26.9	25.0	21.2	16.0
300	6.0	6.9	8.0	8.1	9.4	14.0	19.3	24.1	26.6	27.6	27.2	22.5	18.0
310	5.6	6.5	7.3	7.2	8.3	12.5	17.2	21.7	25.1	27.3	27.2	22.2	15.3
320	5.0	6.0	7.2	7.1	7.8	11.3	14.9	18.5	21.1	23.2	23.2	19.2	14.0
330	4.9	6.0	7.2	7.3	7.8	10.3	12.8	14.4	16.2	17.8	17.8	14.1	10.0
340	4.7	5.9	7.3	7.8	8.2	9.6	10.6	10.7	11.5	12.0	12.0	9.6	7.4
350	4.4	5.9	7.9	8.5	8.6	9.0	8.7	8.1	8.1	8.4	8.4	6.9	5.6

Explanation of Table V

$J_m(v)$, the Amount of Starlight in Units of Number of
Visual Tenth Magnitude Stars Square Degree According to

(a) Apparent Photographic Magnitude and

(b) Galactic Coordinates.

The Corresponding Apparent Visual Magnitudes Are Indicated.

Note That One Photographic Magnitude Interval Is Equal to

0.95 Visuable Magnitude Interval.

Table V

$b^T = -80$

M(P) M(V)	6	7	8	9	10	11	12	13	14	15	16	17	18
q^T 000	5.54	6.49	7.44	8.39	9.34	10.29	11.24	12.19	13.14	14.09	15.04	15.99	16.94
010	3.1	3.5	3.5	3.5	3.5	3.5	3.4	3.0	2.2	1.6	1.2	0.8	0.5
020	3.2	3.4	3.4	3.5	3.7	3.7	3.6	3.2	2.4	1.6	1.0	0.8	0.5
030	3.4	3.4	3.4	3.5	3.7	3.8	3.6	3.2	2.2	1.4	1.0	0.5	0.3
040	3.5	3.4	3.2	3.5	3.9	4.0	3.8	3.4	2.2	1.4	1.0	0.5	0.3
050	3.5	3.2	3.2	3.3	4.0	4.0	4.0	3.4	2.2	1.4	0.7	0.5	0.3
050	3.4	3.2	3.2	3.3	3.9	4.0	4.0	3.4	2.2	1.4	0.7	0.5	0.3
050	3.2	3.2	3.2	3.3	3.7	3.8	3.8	3.2	2.2	1.4	0.7	0.5	0.3
070	2.9	3.2	3.4	3.3	3.5	3.7	3.6	3.2	2.2	1.4	1.0	0.5	0.3
080	2.6	3.2	3.4	3.3	3.5	3.5	3.4	3.2	2.4	1.4	1.0	0.5	0.3
090	2.3	3.0	3.4	3.3	3.3	3.5	3.4	3.0	2.2	1.4	1.0	0.8	0.5
100	2.1	2.9	3.4	3.3	3.3	3.5	3.4	3.0	2.2	1.4	1.0	0.8	0.5
110	2.0	2.7	3.2	3.5	3.5	3.7	3.4	3.0	2.2	1.4	1.0	0.8	0.5
120	2.0	2.6	3.2	3.5	3.7	3.8	3.6	3.2	2.2	1.4	1.0	0.5	0.5
130	2.0	2.6	3.0	3.5	3.7	4.0	3.8	3.2	2.2	1.4	1.0	0.5	0.5
140	2.1	2.6	3.0	3.5	3.7	4.0	3.8	3.2	2.2	1.4	1.0	0.5	0.5
150	2.1	2.6	3.0	3.5	3.7	4.0	3.8	3.2	2.2	1.4	1.0	0.5	0.5
160	2.3	2.7	3.0	3.5	3.7	3.7	3.6	3.2	2.2	1.4	1.0	0.5	0.5
170	2.4	2.9	3.2	3.3	3.5	3.7	3.4	3.2	2.2	1.4	1.0	0.8	0.5
180	2.6	3.0	3.2	3.3	3.5	3.5	3.4	3.0	2.2	1.4	1.0	0.8	0.5
190	2.8	3.2	3.2	3.3	3.5	3.5	3.4	3.0	2.0	1.4	1.0	0.8	0.5
200	3.1	3.2	3.2	3.2	3.5	3.7	3.6	3.0	2.0	1.4	1.0	0.5	0.5
210	3.2	3.4	3.0	3.3	3.7	3.8	3.6	3.0	2.2	1.4	1.0	0.5	0.3
220	3.2	3.4	3.2	3.2	3.7	4.0	3.8	3.2	2.2	1.4	1.0	0.5	0.3
230	3.5	3.4	3.0	3.3	3.7	3.8	3.8	3.2	2.2	1.4	1.0	0.5	0.3
240	3.5	3.4	3.2	3.3	3.7	3.8	3.8	3.4	2.4	1.4	1.0	0.5	0.3
250	3.4	3.4	3.2	3.3	3.7	3.8	3.8	3.2	2.4	1.6	1.0	0.8	0.3
260	3.4	3.4	3.4	3.5	3.5	3.7	3.6	3.2	2.4	1.6	1.0	0.8	0.5
270	3.4	3.4	3.4	3.5	3.7	3.7	3.6	3.2	2.4	1.6	1.0	0.8	0.5
280	3.1	3.2	3.4	3.5	3.7	3.7	3.4	3.2	2.2	1.4	1.0	0.8	0.5
290	3.1	3.2	3.4	3.7	3.7	3.7	3.6	3.0	2.2	1.4	1.0	0.8	0.5
300	2.8	3.0	3.4	3.5	3.7	3.8	3.6	3.0	2.0	1.4	1.0	0.8	0.5
310	2.8	3.2	3.4	3.7	3.7	3.8	3.6	3.0	2.0	1.4	1.0	0.8	0.5
320	2.6	3.0	3.4	3.5	3.7	3.8	3.6	3.0	2.2	1.4	1.0	0.8	0.5
330	2.6	3.2	3.5	3.5	3.7	3.7	3.6	3.0	2.2	1.4	1.0	0.8	0.5
340	2.8	3.4	3.5	3.5	3.5	3.7	3.4	3.0	2.2	1.6	1.0	0.8	0.5
350	2.8	3.4	3.5	3.5	3.5	3.5	3.4	3.0	2.2	1.6	1.0	0.8	0.5

Table V, Cont.

$b' = -70$

M(P) M(V)	6	7	8	9	10	11	12	13	14	15	16	17	18
e'	5.54	6.49	7.44	8.39	9.34	10.29	11.24	12.19	13.14	14.09	15.04	15.99	16.94
000	3.2	3.7	3.7	3.7	3.7	3.7	3.4	3.0	2.4	2.1	1.5	1.0	0.5
010	3.5	3.7	3.7	3.7	3.9	3.8	3.6	3.2	2.4	1.8	1.5	0.8	0.5
020	3.8	3.7	3.4	3.7	4.0	4.0	4.0	3.4	2.4	1.8	1.2	0.8	0.3
030	4.0	3.5	3.2	3.7	4.2	4.4	4.2	3.6	2.4	1.6	1.0	0.5	0.3
040	3.8	3.4	3.2	3.5	4.2	4.6	4.4	3.6	2.4	1.6	1.0	0.5	0.3
050	3.7	3.4	3.2	3.5	4.0	4.4	4.4	3.8	2.4	1.4	0.7	0.5	0.3
060	3.4	3.4	3.4	3.5	3.9	4.2	4.0	3.6	2.4	1.6	1.0	0.5	0.3
070	2.9	3.4	3.4	3.5	3.5	3.7	3.8	3.2	2.4	1.6	1.0	0.5	0.3
080	2.4	3.4	3.5	3.3	3.3	3.5	3.4	3.0	2.4	1.6	1.0	0.5	0.3
090	2.1	3.2	3.5	3.3	3.1	3.3	3.2	3.0	2.2	1.6	1.2	0.8	0.3
100	2.0	3.0	3.5	3.3	3.1	3.3	3.2	3.0	2.2	1.6	1.2	0.8	0.5
110	1.8	2.9	3.2	3.3	3.3	3.5	3.4	3.0	2.2	1.6	1.2	0.8	0.5
120	1.8	2.7	3.2	3.3	3.5	3.7	3.6	3.2	2.2	1.6	1.0	0.8	0.5
130	1.8	2.6	3.0	3.5	3.7	3.8	4.0	3.4	2.2	1.4	1.0	0.8	0.5
140	2.0	2.6	2.8	3.5	3.9	4.0	4.0	3.4	2.2	1.4	1.0	0.8	0.5
150	2.0	2.6	3.0	3.5	3.9	4.0	4.0	3.4	2.2	1.4	1.0	0.8	0.5
160	2.0	2.6	3.0	3.5	3.9	3.8	3.6	3.2	2.2	1.6	1.0	0.8	0.5
170	2.1	2.7	3.4	3.5	3.7	3.7	3.4	3.0	2.2	1.6	1.0	0.8	0.5
180	2.3	2.9	3.4	3.5	3.5	3.5	3.2	2.7	2.2	1.6	1.2	0.8	0.5
190	2.6	3.0	3.4	3.5	3.5	3.5	3.4	3.0	2.2	1.6	1.2	0.8	0.5
200	2.9	3.2	3.4	3.3	3.5	3.7	3.6	3.0	2.2	1.4	1.0	0.8	0.5
210	3.1	3.4	3.2	3.3	3.5	3.8	3.8	3.2	2.2	1.4	1.0	0.8	0.5
220	3.4	3.5	3.2	3.3	3.7	4.0	4.0	3.4	2.2	1.4	1.0	0.8	0.5
230	3.5	3.5	3.2	3.3	3.7	4.0	4.2	3.6	2.4	1.6	1.0	0.8	0.3
240	3.7	3.5	3.2	3.3	3.9	4.2	4.2	3.6	2.6	1.6	1.0	0.8	0.5
250	3.7	3.5	3.2	3.5	3.9	4.0	4.0	3.6	2.6	1.8	1.2	0.8	0.5
250	3.5	3.4	3.4	3.7	4.0	4.0	3.8	3.4	2.6	1.8	1.2	0.8	0.5
270	3.2	3.4	3.5	3.9	4.0	4.0	3.6	3.4	2.6	1.8	1.2	1.0	0.8
280	2.9	3.2	3.7	3.9	4.0	4.0	3.6	3.2	2.4	1.6	1.2	1.0	0.8
290	2.9	3.2	3.7	4.0	4.0	4.0	3.8	3.2	2.4	1.6	1.2	0.8	0.8
300	2.6	3.2	3.7	4.0	4.0	4.0	4.0	3.4	2.4	1.4	1.0	0.8	0.5
310	2.6	3.2	3.7	3.9	4.0	4.0	4.0	3.4	2.4	1.4	1.0	0.8	0.5
320	2.4	3.2	3.7	3.9	3.9	3.8	4.0	3.4	2.4	1.6	1.0	0.8	0.5
330	2.4	3.2	3.7	3.7	3.7	3.8	3.8	3.2	2.4	1.6	1.2	0.8	0.5
340	2.6	3.4	3.7	3.7	3.5	3.7	3.6	3.2	2.4	1.8	1.2	0.8	0.5
350	2.8	3.5	3.9	3.7	3.5	3.7	3.6	3.2	2.4	2.1	1.5	1.0	0.5

Table V, Cont.

$b^I = -60$

M(P) M(V)	6	7	8	9	10	11	12	13	14	15	16	17	18
$e^I \backslash$ 000	5.54	6.49	7.44	8.39	9.34	10.29	11.24	12.19	13.14	14.09	15.04	15.99	16.94
010	3.5	3.7	3.9	4.0	4.0	4.0	3.6	3.4	3.1	2.3	1.7	1.3	0.8
020	3.8	3.8	3.7	4.0	4.2	4.0	3.8	3.4	2.9	2.3	1.7	1.0	0.8
030	4.3	3.8	3.5	4.0	4.4	4.2	4.0	3.4	2.6	2.1	1.5	1.0	0.5
040	4.1	3.7	3.4	4.0	4.6	4.6	4.2	3.6	2.6	1.8	1.2	0.8	0.5
050	3.8	3.5	3.4	3.9	4.4	4.8	4.4	3.6	2.4	1.6	1.2	0.8	0.5
060	3.2	3.2	3.2	3.7	4.2	4.6	4.4	3.6	2.2	1.6	1.0	0.8	0.3
070	3.1	3.2	3.2	3.5	3.9	4.2	4.2	3.4	2.2	1.6	1.0	0.8	0.3
080	2.9	3.4	3.4	3.3	3.5	3.8	3.8	3.2	2.2	1.6	1.2	0.8	0.5
090	2.4	3.4	3.5	3.3	3.5	3.7	3.4	3.0	2.2	1.6	1.2	0.8	0.5
100	2.3	3.5	3.5	3.3	3.3	3.5	3.2	3.0	2.2	1.8	1.2	0.8	0.5
110	2.1	3.5	3.5	3.5	3.3	3.5	3.4	3.0	2.4	1.6	1.2	0.8	0.5
120	2.3	3.4	3.2	3.5	3.9	4.0	3.8	3.2	2.4	1.6	1.2	0.8	0.5
130	2.3	3.0	2.8	3.5	4.0	4.2	4.0	3.4	2.4	1.6	1.2	0.8	0.5
140	2.3	2.7	2.8	3.5	4.2	4.4	4.2	3.4	2.4	1.6	1.0	0.8	0.5
150	2.3	2.6	2.8	3.7	4.2	4.2	4.0	3.4	2.4	1.6	1.2	0.8	0.5
160	2.1	2.6	3.2	3.7	4.0	4.0	3.8	3.2	2.4	1.6	1.2	1.0	0.5
170	2.1	2.6	3.5	3.7	3.9	3.7	3.6	3.2	2.4	1.8	1.5	1.0	0.5
180	2.4	2.9	3.7	3.9	3.7	3.5	3.4	3.0	2.4	1.8	1.5	1.0	0.5
190	2.6	3.2	3.9	3.9	3.7	3.5	3.4	3.0	2.4	2.1	1.5	1.0	0.5
200	2.9	3.4	3.9	3.7	3.5	3.8	3.6	3.2	2.6	1.8	1.5	1.0	0.5
210	3.1	3.5	3.5	3.5	3.7	4.0	3.8	3.4	2.4	1.8	1.5	1.0	0.5
220	3.1	3.5	3.5	3.5	3.9	4.2	4.2	3.6	2.6	1.8	1.5	1.0	0.5
230	3.2	3.4	3.2	3.5	4.0	4.2	4.4	3.6	2.6	1.8	1.5	1.0	0.8
240	3.1	3.2	3.4	3.7	4.0	4.4	4.2	3.6	2.6	1.8	1.5	1.0	0.8
250	2.9	3.2	3.5	3.9	4.2	4.2	4.0	3.6	2.6	2.1	1.5	1.0	0.8
260	2.9	3.4	3.9	4.2	4.2	4.0	3.8	3.4	2.9	2.3	1.7	1.3	0.8
270	2.9	3.5	4.4	4.6	4.4	4.0	3.8	3.4	3.1	2.5	1.7	1.3	0.8
280	3.1	3.7	4.5	4.7	4.4	4.2	3.8	3.6	3.3	2.5	1.7	1.3	0.8
290	3.1	3.8	4.5	4.7	4.6	4.2	4.0	3.8	3.3	2.5	1.9	1.3	0.5
300	2.9	3.7	4.5	4.6	4.4	4.4	4.2	4.0	3.5	2.5	1.7	1.0	0.5
310	2.8	3.5	4.2	4.2	4.4	4.6	4.6	4.2	3.5	2.5	1.7	1.0	0.5
320	2.8	3.4	3.9	4.0	4.2	4.4	4.6	4.2	3.5	2.5	1.7	1.0	0.5
330	2.8	3.2	3.9	3.9	4.0	4.2	4.4	4.0	3.3	2.3	1.7	1.0	0.5
340	2.9	3.4	3.7	3.9	3.9	4.0	4.2	3.8	3.3	2.5	1.7	1.0	0.5
350	3.1	3.5	3.7	3.9	3.9	3.8	3.8	3.6	3.1	2.5	1.7	1.3	0.8

Table V, Cont.

$$b^I = -50$$

M(P) M(V)	6	7	8	9	10	11	12	13	14	15	16	17	18
e^{λ}	5.54	6.49	7.44	8.39	9.34	10.29	11.24	12.19	13.14	14.09	15.04	15.99	16.94
000	3.8	4.2	4.2	4.6	4.6	4.8	4.4	4.2	3.5	3.0	2.4	1.5	1.1
010	4.0	4.2	4.2	4.7	5.0	4.6	4.2	4.0	3.5	2.8	2.2	1.5	1.1
020	3.8	4.0	4.0	4.6	4.8	4.6	4.2	3.8	3.5	2.8	1.9	1.5	1.1
030	3.5	3.7	3.7	4.4	5.0	4.6	4.2	3.8	3.3	2.5	1.7	1.3	1.1
040	3.1	3.2	3.5	4.2	4.6	4.6	4.4	3.8	3.1	2.1	1.7	1.3	1.1
050	2.8	3.0	3.4	3.9	4.4	4.6	4.4	3.8	2.9	2.1	1.5	1.3	0.8
060	2.6	2.9	3.4	3.7	4.2	4.4	4.4	3.6	2.6	1.8	1.5	1.3	0.8
070	2.6	3.0	3.4	3.7	4.0	4.4	4.2	3.4	2.4	1.8	1.5	1.3	0.8
080	2.8	3.4	3.5	3.7	4.0	4.2	4.0	3.4	2.4	1.8	1.7	1.3	0.8
090	2.8	3.7	3.7	3.7	4.0	4.2	4.0	3.4	2.4	2.1	1.7	1.0	0.8
100	2.8	3.8	3.5	3.9	4.2	4.2	3.8	3.2	2.6	2.1	1.7	1.0	0.8
110	2.9	3.8	3.5	3.9	4.4	4.2	3.8	3.4	2.9	2.1	1.5	1.0	0.8
120	2.9	3.5	3.4	3.9	4.4	4.2	3.8	3.4	2.9	2.1	1.5	1.0	0.5
130	2.8	3.2	3.2	4.0	4.6	4.2	3.8	3.6	2.9	2.1	1.2	0.8	0.5
140	2.6	2.9	3.2	4.0	4.6	4.4	4.0	3.6	2.9	1.8	1.2	0.8	0.5
150	2.4	2.7	3.4	4.0	4.6	4.4	4.0	3.4	2.6	1.8	1.5	1.0	0.5
160	2.1	2.7	3.5	4.0	4.6	4.4	4.0	3.4	2.6	2.1	1.5	1.0	0.5
170	2.3	2.9	3.9	4.2	4.4	4.4	4.0	3.4	2.6	2.3	1.7	1.3	0.8
180	2.8	3.4	4.2	4.2	4.4	4.4	4.2	3.6	2.9	2.3	1.9	1.3	0.8
190	3.2	3.7	4.2	4.2	4.2	4.4	4.2	3.6	3.1	2.5	2.2	1.5	1.1
200	3.4	3.8	4.2	4.2	4.2	4.4	4.4	3.8	3.3	2.8	2.2	1.5	1.1
210	3.4	3.8	4.0	4.0	4.2	4.4	4.4	4.0	3.3	2.5	1.9	1.8	1.3
220	3.1	3.5	3.9	3.9	4.0	4.6	4.6	4.0	3.3	2.5	1.9	1.5	1.3
230	2.6	3.2	3.7	3.9	4.0	4.6	4.6	4.0	3.1	2.5	1.9	1.8	1.3
240	2.1	2.9	3.7	4.0	4.2	4.6	4.6	4.0	3.1	2.5	1.9	1.8	1.3
250	2.0	2.7	3.9	4.2	4.2	4.6	4.4	3.8	3.1	2.5	2.2	1.8	1.3
260	2.0	2.9	4.2	4.7	4.6	4.6	4.6	4.0	3.3	2.8	2.4	1.8	1.1
270	2.1	3.0	4.5	5.1	5.0	5.0	4.6	4.2	3.8	3.2	2.7	1.8	1.1
280	2.3	3.4	5.0	5.4	5.1	5.0	4.8	4.6	4.4	3.5	2.7	1.5	0.8
290	2.4	3.5	5.2	5.4	5.3	5.2	5.0	5.1	5.1	3.7	2.7	1.5	0.8
300	2.8	3.8	5.0	5.3	5.3	5.6	5.4	5.7	5.5	3.9	2.4	1.5	0.5
310	3.1	3.8	4.9	4.9	5.1	5.6	5.6	5.9	5.5	3.7	2.2	1.3	0.8
320	3.1	3.7	4.5	4.7	5.0	5.6	5.8	5.9	5.1	3.5	2.2	1.3	0.5
330	3.2	3.7	4.5	4.4	4.6	5.4	5.6	5.5	4.6	3.2	2.2	1.3	0.8
340	3.5	4.0	4.4	4.4	4.6	5.0	5.4	5.1	4.2	3.2	2.4	1.5	0.8
350	3.7	4.0	4.4	4.4	4.6	5.0	4.8	4.4	3.8	3.0	2.4	1.5	1.1

-54-
Table V, Cont.

$b^I = -40$

M(P) M(V)	6	7	8	9	10	11	12	13	14	15	16	17	18
e^1	5.54	6.49	7.44	8.39	9.34	10.29	11.24	12.19	13.14	14.09	15.04	15.99	16.94
000	4.1	4.8	5.2	5.6	5.9	6.0	6.0	5.9	5.1	3.7	2.7	2.3	1.6
010	4.1	4.6	5.0	5.3	5.5	5.6	5.6	5.5	4.9	3.7	2.7	2.0	1.6
020	3.8	4.2	4.5	5.1	5.3	5.4	5.2	5.1	4.6	3.5	2.7	2.0	1.3
030	3.4	3.7	4.2	4.7	5.1	5.4	5.2	4.9	4.4	3.2	2.4	1.8	1.3
040	3.1	3.5	3.9	4.4	5.0	5.2	5.2	4.9	4.2	3.2	2.4	1.8	1.3
050	2.9	3.4	3.9	4.4	4.8	5.4	5.4	5.3	4.2	3.2	2.4	1.8	1.6
060	2.9	3.4	3.9	4.2	5.0	5.6	5.8	5.3	4.2	3.0	2.4	1.8	1.3
070	3.1	3.7	4.0	4.4	5.0	5.8	5.0	5.5	4.2	3.0	2.4	1.8	1.3
080	3.2	4.0	4.2	4.6	5.1	5.8	6.0	5.3	4.2	3.2	2.4	1.8	1.3
090	3.5	4.2	4.4	4.7	5.1	5.6	5.8	5.1	4.2	3.2	2.4	1.8	1.3
100	3.7	4.3	4.5	4.9	5.1	5.4	5.2	4.6	3.8	3.0	2.4	1.5	1.1
110	3.7	4.0	4.5	4.9	5.0	5.0	4.8	4.2	3.5	2.8	1.9	1.5	0.8
120	3.4	3.8	4.4	4.7	5.0	4.8	4.4	3.6	3.1	2.3	1.7	1.3	0.8
130	3.4	3.7	4.2	4.7	4.8	4.8	4.2	3.4	2.6	2.1	1.5	1.0	0.8
140	3.2	3.5	4.0	4.6	5.0	4.8	4.2	3.4	2.4	1.8	1.5	1.0	0.8
150	3.1	3.5	4.2	4.6	5.0	5.0	4.6	3.4	2.2	1.6	1.5	1.0	0.8
160	3.2	3.7	4.2	4.7	5.1	5.4	4.8	3.6	2.4	1.8	1.5	1.3	0.8
170	3.5	4.0	4.4	4.9	5.5	5.8	5.4	4.2	2.9	2.3	1.7	1.5	1.1
180	3.8	4.5	4.7	5.1	5.5	6.0	5.5	4.6	3.5	2.8	2.2	1.8	1.3
190	4.0	4.6	4.7	4.9	5.5	5.8	6.0	5.3	4.2	3.5	2.7	2.3	1.6
200	4.0	4.5	4.7	4.9	5.3	5.8	5.8	5.3	4.6	3.9	3.4	2.5	2.1
210	3.7	4.2	4.4	4.6	5.1	5.4	5.8	5.5	4.9	4.4	3.6	3.0	2.1
220	3.2	3.7	4.2	4.6	4.8	5.2	5.6	5.3	4.9	4.2	3.6	3.0	2.4
230	2.6	3.0	3.9	4.2	4.8	5.2	5.4	5.1	4.6	4.2	3.6	2.8	2.1
240	2.3	2.9	3.7	4.4	4.8	5.2	5.4	4.9	4.4	3.9	3.4	2.8	2.1
250	2.0	2.6	3.5	4.4	5.0	5.2	5.2	5.1	4.6	3.9	3.4	2.5	1.9
260	1.8	2.6	3.5	4.4	5.1	5.4	5.6	5.3	4.9	4.2	3.4	2.5	1.6
270	2.0	2.6	3.7	4.7	5.3	5.6	5.6	5.7	5.5	4.6	3.6	2.5	1.3
280	2.3	2.9	3.9	4.9	5.7	6.0	6.0	6.1	6.2	5.3	3.6	2.3	1.3
290	2.6	3.2	4.0	5.1	5.7	6.2	6.4	6.7	6.8	5.5	3.9	2.3	1.3
300	2.9	3.5	4.4	5.1	5.7	6.3	6.8	7.2	7.1	5.8	3.9	2.3	1.3
310	3.4	4.0	4.5	5.3	5.7	6.5	7.3	7.4	7.1	5.3	3.6	2.3	1.3
320	3.8	4.3	4.7	5.3	5.9	6.7	7.5	7.6	6.8	4.9	3.4	2.3	1.6
330	4.0	4.6	5.0	5.3	5.7	6.7	7.5	7.4	6.2	4.4	3.1	2.3	1.6
340	4.3	5.0	5.2	5.4	5.9	6.7	7.3	7.2	5.7	3.9	2.9	2.3	1.6
350	4.1	5.0	5.4	5.4	5.9	6.3	6.8	6.5	5.3	3.7	2.9	2.3	1.6

Table V, Cont.

$b^I = -30$

M(P) M(V)	6	7	8	9	10	11	12	13	14	15	16	17	18
$Q^I \setminus$ 000	5.54	5.49	7.44	8.39	9.34	10.29	11.24	12.19	13.14	14.09	15.04	15.99	16.94
010	4.4	5.6	6.2	6.8	7.3	8.7	9.3	9.1	7.7	6.2	4.8	3.8	2.9
020	4.1	5.3	5.9	6.3	7.2	7.9	8.3	7.6	6.2	5.1	4.1	3.3	2.9
030	4.0	4.8	5.2	6.0	6.6	7.3	7.3	6.5	5.3	4.6	3.6	3.0	2.7
040	3.5	4.3	4.9	5.6	6.4	6.9	6.8	6.1	5.1	4.4	3.4	3.0	2.4
050	3.2	3.8	4.7	5.4	6.4	6.9	7.0	6.3	5.1	4.4	3.6	2.8	2.1
060	3.1	3.7	4.5	5.6	6.8	7.5	7.9	7.0	5.7	4.9	3.9	2.8	2.1
070	3.2	3.8	4.7	5.8	7.2	8.3	8.9	8.0	6.8	5.3	4.1	3.0	1.9
080	3.5	4.2	5.2	6.1	7.7	8.8	9.5	8.9	7.5	5.8	4.4	3.0	1.9
090	4.0	4.6	5.5	6.5	7.9	9.0	9.7	8.9	7.5	5.8	4.4	3.0	1.9
100	4.4	5.0	5.5	6.5	7.7	8.5	8.5	8.0	6.4	5.1	3.9	2.8	1.9
110	4.9	5.3	5.5	6.3	7.0	7.3	6.8	6.1	5.1	4.2	3.1	2.5	1.9
120	5.0	5.3	5.4	5.8	6.2	6.0	5.4	4.6	3.5	3.0	2.4	2.0	1.6
130	4.9	5.1	5.0	5.4	5.5	5.2	4.6	3.6	2.6	2.3	1.9	1.8	1.3
140	4.6	4.6	4.7	4.9	5.1	4.8	4.0	3.2	2.2	1.8	1.7	1.5	1.3
150	4.3	4.5	4.7	4.7	5.0	4.8	4.2	3.0	2.0	1.6	1.5	1.3	1.1
160	4.3	4.5	4.9	5.1	5.3	5.4	4.6	3.4	2.2	1.8	1.7	1.3	1.1
170	4.4	4.8	5.2	5.4	5.9	6.3	5.6	4.4	3.1	2.3	1.9	1.5	1.3
180	4.7	5.1	5.5	6.0	6.8	7.3	6.8	5.5	4.0	3.2	2.7	2.0	1.6
190	5.0	5.4	5.9	6.5	7.3	8.1	7.7	6.5	5.3	4.4	3.6	2.8	2.1
200	5.0	5.6	6.0	6.8	7.7	8.1	8.1	7.4	6.4	5.5	5.1	3.8	2.7
210	4.9	5.6	6.0	6.8	7.7	7.9	7.9	7.6	7.1	6.5	5.8	4.8	3.5
220	4.4	5.1	5.9	6.7	7.3	7.3	7.5	7.4	7.1	6.7	6.1	5.3	4.0
230	3.7	4.5	5.5	6.3	6.8	6.7	7.0	7.2	6.6	6.5	6.3	5.3	4.0
240	3.2	4.0	5.2	5.8	6.2	6.3	6.8	6.7	6.2	6.0	5.6	4.8	4.0
250	2.8	3.5	4.7	5.4	5.9	6.3	6.6	6.5	6.2	5.5	5.1	4.3	3.7
260	2.3	3.0	4.4	5.3	5.7	6.5	6.6	6.5	6.0	5.3	4.6	4.1	3.2
270	2.3	2.9	4.0	4.9	5.7	6.5	7.0	7.0	6.4	5.3	4.4	3.6	2.9
280	2.3	2.9	3.9	4.7	5.7	6.5	7.3	7.2	6.6	5.5	4.6	3.6	2.7
290	2.4	2.9	3.7	4.7	5.9	6.7	7.3	7.4	7.1	5.8	4.8	3.8	2.7
300	2.6	3.0	3.9	4.7	6.1	6.9	7.7	8.0	7.9	6.5	5.1	3.8	2.7
310	2.8	3.2	4.0	4.9	6.1	7.1	8.3	9.1	8.8	7.2	5.6	4.1	2.9
320	3.2	3.7	4.4	5.3	6.4	7.5	9.1	10.1	9.7	7.9	6.1	4.6	2.9
330	3.5	4.2	5.0	5.6	6.8	8.1	9.7	11.2	10.8	8.6	6.3	4.6	2.9
340	3.8	4.6	5.5	6.1	7.2	8.7	10.7	11.8	11.0	8.6	6.5	4.6	2.9
350	4.3	5.3	6.0	6.7	7.3	9.0	11.1	11.8	10.6	8.1	6.1	4.6	2.9
350	4.3	5.4	6.4	6.8	7.3	9.0	10.5	10.8	9.3	7.2	5.6	4.1	2.9

Table V, Cont.

$b^I = -20$

M(P) M(V)	6	7	8	9	10	11	12	13	14	15	16	17	18
e^I	5.54	6.49	7.44	8.39	9.34	10.29	11.24	12.19	13.14	14.09	15.04	15.99	16.94
000	5.0	6.2	6.9	7.7	8.6	10.8	13.1	14.6	15.0	13.9	11.9	10.1	8.0
010	4.6	6.1	6.7	7.2	8.5	10.0	11.5	12.0	11.5	10.4	9.0	8.4	7.4
020	4.3	5.8	6.4	7.2	8.3	9.6	10.1	9.9	9.3	8.1	7.5	6.8	6.9
030	4.0	5.3	6.2	7.2	8.6	9.6	9.5	9.1	8.2	7.4	6.8	6.3	6.1
040	3.7	5.0	6.5	7.7	9.2	10.0	10.3	9.3	8.2	7.6	7.3	5.8	4.8
050	3.7	5.0	6.7	8.6	10.3	11.3	11.7	10.8	9.3	8.8	8.0	5.8	4.0
060	3.7	5.0	7.2	9.3	11.4	12.5	13.3	12.7	11.0	10.6	9.0	5.8	3.2
070	4.0	5.3	7.5	10.0	12.3	13.7	14.7	13.9	12.6	11.3	9.2	5.8	3.2
080	4.1	5.3	7.5	9.8	12.1	13.1	14.5	13.9	12.6	10.6	8.5	5.6	2.9
090	5.0	5.6	6.9	9.0	11.0	11.7	12.3	11.8	10.4	8.6	6.5	4.6	3.5
100	5.7	5.9	6.4	7.7	9.2	9.2	9.3	8.6	7.5	6.0	4.8	3.8	3.2
110	5.3	5.8	5.7	6.7	7.3	7.1	6.8	5.9	4.9	4.2	3.4	3.0	2.9
120	5.2	5.6	5.4	5.8	6.2	5.8	5.0	4.2	3.3	2.8	2.7	2.3	2.7
130	5.0	5.3	5.2	5.4	5.9	5.0	4.2	3.4	2.6	2.3	2.2	2.0	2.1
140	4.9	5.1	5.4	5.6	5.9	5.2	4.2	3.4	2.6	2.5	2.4	2.3	1.9
150	4.7	5.1	5.9	6.3	6.8	6.0	4.8	3.8	3.1	3.0	2.9	2.5	1.9
160	4.7	5.4	6.5	7.5	8.1	7.3	6.0	5.1	4.4	4.4	3.9	3.0	2.1
170	5.0	5.9	7.4	8.6	9.7	9.4	8.1	7.2	6.4	6.2	5.6	4.1	2.4
180	5.7	6.6	8.2	9.8	11.2	11.0	10.3	9.7	9.3	8.6	7.5	5.6	3.7
190	6.7	7.4	8.7	10.4	11.8	11.9	11.9	11.6	11.7	11.3	9.7	7.4	5.6
200	6.9	8.0	9.0	10.4	11.4	11.9	12.3	12.9	13.0	12.5	11.4	9.4	7.4
210	6.6	8.0	9.0	9.5	10.1	11.2	11.7	12.7	13.0	12.9	12.1	10.1	8.8
220	6.0	7.5	8.5	8.8	9.0	9.8	10.9	11.4	11.9	12.0	12.1	10.7	8.5
230	5.3	6.7	7.9	7.7	7.9	9.2	10.1	10.5	10.6	11.1	11.1	9.9	8.5
240	4.9	5.9	6.9	7.0	7.2	8.5	9.5	9.9	9.7	9.9	9.9	8.9	7.2
250	4.4	5.1	6.2	6.3	6.6	8.3	9.5	9.5	9.1	9.0	8.7	7.6	5.8
260	3.8	4.5	5.4	6.0	6.6	8.3	9.5	9.5	8.8	8.6	8.0	6.8	5.6
270	3.4	4.0	5.0	5.6	6.6	8.5	10.1	10.1	9.3	8.6	7.7	6.6	5.0
280	3.4	3.8	4.7	5.6	6.8	8.7	10.5	11.2	9.9	9.5	8.2	6.6	5.0
290	3.5	3.8	4.5	5.6	7.0	9.2	11.3	12.2	11.7	10.9	9.2	7.1	5.0
300	3.5	4.0	4.9	6.0	7.2	9.6	12.3	14.3	14.4	13.4	11.1	7.9	6.1
310	3.7	4.3	5.4	6.3	7.7	10.6	13.7	16.2	17.2	16.9	14.3	9.4	5.3
320	4.0	4.8	6.0	6.8	8.3	11.2	14.9	18.8	20.1	20.3	17.2	11.2	5.8
330	4.4	5.4	6.5	7.4	8.6	11.7	16.1	19.8	22.5	22.7	19.4	11.9	5.8
340	5.0	5.9	6.9	7.7	9.0	12.1	15.7	19.6	21.9	21.7	18.6	12.2	6.9
350	5.2	6.2	7.0	7.9	9.0	11.3	14.7	17.7	18.8	18.5	15.7	11.4	7.7

-57-
Table V, Cont.

$b^I = -15$

M(P)	6	7	8	9	10	11	12	13	14	15	16	17	18
M(V)	5.54	6.49	7.44	8.39	9.34	10.29	11.24	12.19	13.14	14.09	15.04	15.99	16.94
e^I													
000	5.3	6.1	6.9	8.1	9.6	11.2	13.1	15.2	16.1	16.4	16.5	17.0	18.3
010	5.2	6.1	6.7	7.9	9.6	10.8	12.5	13.7	14.1	13.2	13.3	14.7	15.9
020	5.2	6.1	6.9	8.2	10.1	11.2	12.3	13.3	12.8	11.6	11.6	13.2	15.1
030	5.3	6.4	7.4	9.0	10.8	11.7	12.5	13.3	12.6	11.3	11.1	12.7	14.1
040	5.2	6.6	8.2	10.0	12.1	12.5	13.1	13.7	13.2	12.0	11.9	12.4	13.8
050	5.5	6.9	8.7	11.2	13.2	13.8	14.3	14.6	14.4	13.6	13.1	12.4	12.5
060	5.7	6.9	8.9	12.1	14.5	14.8	15.3	15.6	15.5	15.0	13.6	11.9	10.9
070	5.5	6.6	8.9	12.1	14.5	15.0	15.9	16.2	16.3	14.8	13.1	11.2	9.6
080	5.2	6.2	8.2	11.1	13.6	14.4	15.3	16.0	15.7	13.9	11.6	9.6	8.8
090	5.0	5.9	7.5	9.7	12.1	12.9	13.7	14.3	13.9	11.6	9.4	8.1	7.7
100	4.9	5.8	6.9	8.4	10.3	10.8	11.1	11.4	10.8	9.0	7.5	6.8	6.6
110	4.9	5.6	6.2	7.4	8.6	8.7	8.7	8.4	7.9	6.7	5.8	5.8	6.1
120	4.9	5.4	6.0	6.8	7.2	6.9	6.6	6.1	5.7	5.1	4.8	5.1	5.3
130	5.2	5.6	6.0	6.7	6.8	6.0	5.2	4.9	4.4	4.2	4.1	4.6	4.8
140	5.3	5.8	6.5	7.0	6.8	5.8	4.8	4.0	3.8	3.7	4.1	4.3	4.2
150	5.7	5.9	6.7	7.9	7.5	6.3	4.8	4.0	3.8	3.9	4.4	4.3	4.0
160	5.5	6.1	7.4	9.0	9.4	7.5	6.0	5.1	4.6	4.6	4.8	4.6	3.7
170	6.0	6.7	8.4	10.5	11.0	9.8	8.3	6.7	6.4	6.2	5.8	5.3	4.8
180	6.4	7.2	9.0	11.9	13.2	12.3	11.3	10.3	9.9	8.8	7.5	6.6	6.1
190	7.5	8.2	9.9	12.6	14.5	14.8	14.7	14.6	14.6	12.7	10.2	9.1	8.2
200	8.3	9.1	10.4	12.5	14.7	16.2	16.9	17.9	19.9	17.3	13.6	12.9	12.7
210	9.2	9.9	10.6	11.4	13.4	15.4	16.0	19.4	22.3	20.8	17.4	17.0	17.5
220	9.3	10.2	10.4	10.4	11.4	13.3	15.5	18.1	21.9	22.9	21.1	21.6	22.6
230	8.7	9.6	9.5	8.8	9.4	11.5	13.7	15.8	19.0	20.6	21.3	22.8	24.4
240	8.3	8.6	8.4	7.7	7.7	9.8	11.7	13.7	15.5	17.8	19.9	21.3	23.4
250	7.2	7.4	7.2	6.7	7.0	8.8	10.9	12.7	13.7	15.0	17.4	18.3	19.1
260	6.1	6.2	6.4	6.1	6.6	8.8	11.3	12.7	13.0	13.9	15.0	15.2	15.1
270	5.2	5.4	5.9	6.1	6.8	9.4	12.5	14.3	14.4	14.3	13.8	13.4	13.0
280	4.7	5.3	5.9	6.1	7.3	10.8	14.3	17.1	17.7	16.4	14.0	12.9	11.4
290	4.6	5.3	6.0	6.8	8.3	11.9	16.9	20.9	22.5	20.3	15.7	13.9	11.2
300	4.7	5.6	6.5	7.4	9.2	13.5	18.5	24.3	28.5	25.7	19.9	16.5	12.7
310	4.9	5.9	7.2	8.7	9.9	14.0	19.3	26.4	31.6	31.4	24.7	19.8	15.4
320	5.2	6.2	7.7	8.8	10.3	14.2	19.1	25.7	32.2	33.8	29.1	23.6	17.0
330	5.7	6.6	7.9	9.0	10.7	13.7	17.5	23.0	29.6	32.6	29.5	24.6	19.6
340	5.5	6.4	7.5	8.8	10.3	12.7	15.9	20.2	24.7	27.3	27.1	23.8	19.9
350	5.5	6.2	7.2	8.2	9.7	11.5	14.3	17.3	19.7	21.5	21.5	20.5	19.4

Table V, Cont.

$b^I = -10$

M(P)	6	7	8	9	10	11	12	13	14	15	16	17	18
M(V)	5.54	6.49	7.44	8.39	9.34	10.29	11.24	12.19	13.14	14.09	15.04	15.99	16.94
e^x													
000	5.8	6.2	7.0	8.8	10.5	11.5	12.7	13.7	14.8	16.9	18.9	20.0	21.0
010	5.5	6.1	7.4	9.1	11.0	11.9	12.9	13.7	14.4	15.7	16.5	18.3	19.1
020	5.5	6.4	8.0	10.4	12.5	13.1	14.1	15.2	15.9	16.9	16.5	18.0	19.6
030	5.8	7.0	9.0	11.8	14.5	14.8	15.5	16.5	17.2	18.0	17.9	18.3	21.2
040	6.6	8.2	10.4	13.7	16.3	16.2	16.5	17.5	18.8	19.2	19.1	19.0	20.2
050	7.2	8.8	11.2	15.1	17.8	16.9	16.9	17.5	18.5	19.2	18.9	18.5	19.9
060	7.3	9.0	11.4	15.1	17.8	16.9	16.9	17.3	17.7	17.8	17.4	16.7	16.5
070	7.2	8.6	10.6	13.5	16.9	16.3	16.1	16.5	16.6	16.0	14.8	13.7	13.5
080	6.6	7.7	9.2	11.8	15.2	15.0	15.7	15.8	15.2	14.1	12.1	10.7	10.1
090	6.0	6.9	7.9	10.2	13.0	13.3	14.3	14.8	14.1	12.3	9.9	8.9	8.2
100	5.5	6.2	7.0	9.0	11.2	11.5	12.5	13.3	12.6	10.9	9.2	8.1	6.9
110	5.0	5.8	6.7	8.2	9.9	9.8	10.3	10.8	10.8	9.7	8.5	7.6	7.2
120	4.9	5.8	6.7	8.2	8.8	8.1	8.3	8.4	8.6	8.3	8.0	7.9	7.2
130	5.3	6.1	7.2	8.4	8.6	7.1	6.6	6.3	6.4	6.9	7.0	7.4	7.4
140	5.8	6.4	7.5	9.0	8.8	6.7	5.4	4.9	5.1	5.5	6.3	6.8	6.6
150	6.1	6.9	8.4	9.8	9.6	6.9	5.2	4.6	4.4	4.9	5.6	5.8	5.3
160	6.6	7.4	8.9	10.7	11.0	8.1	6.2	5.1	4.4	4.6	5.3	5.1	4.5
170	7.2	7.8	9.4	11.6	12.9	10.8	8.5	7.0	6.2	6.0	5.8	4.8	3.7
180	7.3	8.3	10.1	12.6	15.2	14.2	12.5	11.2	9.7	8.8	7.0	5.3	4.2
190	8.3	9.1	10.7	13.7	17.1	18.5	17.9	17.9	17.0	14.3	10.4	7.1	5.0
200	9.5	9.9	11.4	14.4	18.0	20.8	23.2	25.3	26.5	23.4	16.5	11.7	8.5
210	9.9	10.6	11.9	14.0	17.1	20.8	24.8	29.1	33.8	32.6	25.9	20.5	16.5
220	11.0	11.2	11.9	12.6	14.7	18.7	22.6	28.0	34.2	37.9	35.1	31.7	30.3
230	11.5	11.2	11.1	11.1	12.1	15.6	18.9	23.2	28.9	35.4	38.0	40.3	41.9
240	11.3	10.4	9.5	9.1	9.9	13.1	15.7	18.3	22.7	29.1	34.6	39.8	46.7
250	9.8	9.3	8.4	7.9	8.6	11.5	14.1	16.0	18.8	23.6	28.1	33.5	38.5
260	8.4	8.2	7.5	7.0	7.9	11.2	14.3	16.5	17.7	21.3	24.5	26.4	26.8
270	7.2	7.4	7.0	6.8	8.3	12.3	16.5	19.4	20.3	22.4	22.8	21.6	18.1
280	6.3	6.9	7.2	7.5	9.2	14.4	20.3	25.5	26.5	28.2	25.2	19.0	12.7
290	5.7	6.9	7.9	8.4	10.7	16.9	24.8	32.1	37.1	37.5	30.3	20.0	10.4
300	5.8	7.2	9.5	9.7	12.1	18.8	27.2	37.3	47.0	49.0	38.5	23.1	12.2
310	6.0	7.5	9.4	10.9	13.2	18.8	26.4	36.5	49.0	55.5	45.8	28.9	15.1
320	6.4	7.8	9.7	11.2	13.2	17.5	23.0	31.2	42.6	49.9	47.0	34.0	20.2
330	6.6	7.5	9.0	10.9	12.5	15.4	18.7	23.8	31.4	38.8	40.7	34.7	22.8
340	6.4	7.2	8.4	9.8	11.6	13.1	15.3	18.3	22.3	27.1	31.7	29.9	26.3
350	6.0	6.6	7.7	9.3	10.8	11.9	13.1	14.8	17.0	20.3	23.5	24.9	24.2

Table V, Cont.

$b^I = -5$

M(P)	6	7	8	9	10	11	12	13	14	15	16	17	18
M(V)	5.54	6.49	7.44	8.39	9.34	10.29	11.24	12.19	13.14	14.09	15.04	15.99	16.94
e^I 000	6.7	8.0	10.1	12.6	14.3	13.5	13.5	14.8	16.8	19.0	20.8	21.3	20.7
010	6.7	8.0	10.1	13.2	15.1	14.2	14.5	15.4	16.6	18.5	19.9	20.0	19.9
020	7.0	8.5	11.2	15.1	16.9	16.0	16.3	17.5	19.2	21.0	21.8	21.8	22.3
030	7.8	9.6	12.7	17.0	19.7	18.3	18.9	20.9	22.3	24.0	24.9	24.9	25.5
040	8.9	10.9	14.2	19.1	22.4	21.0	20.7	22.8	25.4	26.6	27.1	27.4	28.1
050	9.5	11.8	15.7	20.7	23.7	22.5	22.0	23.4	25.4	25.9	26.1	26.9	27.3
060	9.9	12.3	15.6	20.7	23.9	23.1	21.8	22.6	22.1	22.2	22.3	21.8	20.7
070	9.6	11.7	14.2	18.8	21.9	21.5	20.7	19.4	18.3	17.6	16.7	16.0	15.1
080	8.7	10.4	12.4	15.8	19.5	19.6	18.9	16.7	14.8	13.6	12.6	11.4	10.4
090	7.9	9.3	10.4	13.3	16.2	17.1	16.7	14.3	12.1	11.1	10.2	9.1	8.0
100	7.0	8.0	8.9	11.2	14.0	15.0	14.1	12.2	10.8	9.9	9.2	8.4	7.2
110	6.6	7.4	8.2	10.4	12.3	12.5	11.9	11.0	9.9	9.9	9.4	8.6	7.4
120	6.4	7.2	8.2	10.2	11.8	11.3	9.9	9.5	9.5	9.7	10.2	9.9	8.8
130	6.9	7.7	8.9	10.9	11.9	10.2	8.5	8.4	9.1	9.9	10.7	10.7	10.1
140	7.2	8.2	9.9	12.3	12.9	10.2	7.9	7.8	9.1	9.5	10.2	10.7	10.4
150	7.5	8.8	10.9	13.7	14.7	11.0	8.5	8.0	8.8	9.2	9.4	9.4	8.8
160	7.6	9.1	11.7	15.6	16.9	13.1	10.7	9.5	9.7	9.5	9.0	7.9	6.6
170	7.9	9.3	12.1	16.3	19.5	16.9	14.3	12.7	11.9	10.6	8.7	7.1	5.3
180	7.8	9.3	12.1	16.3	21.1	21.3	20.5	18.6	16.1	13.9	10.2	7.4	5.0
190	8.6	9.4	11.7	16.3	21.9	26.0	28.2	27.0	23.4	19.7	14.5	9.6	5.3
200	9.2	10.1	12.1	15.6	21.5	27.5	34.8	36.3	33.1	29.1	23.2	16.2	9.6
210	10.2	10.6	12.1	15.3	20.0	27.7	37.3	41.1	42.2	42.3	37.3	29.4	20.7
220	12.2	11.8	12.2	14.2	18.6	25.8	35.0	41.1	46.1	50.6	51.1	48.4	40.4
230	14.1	12.6	12.1	13.5	16.5	22.7	30.2	37.3	43.1	50.6	60.3	65.9	69.0
240	14.8	13.4	12.2	13.0	15.1	20.0	26.4	32.3	38.0	46.0	57.4	69.0	77.5
250	14.1	13.4	12.1	12.3	14.5	19.2	25.0	29.1	33.1	40.7	49.4	60.1	67.7
260	12.8	12.5	11.6	11.9	14.0	19.2	25.2	29.5	33.1	36.8	42.6	47.9	49.9
270	11.3	11.7	10.9	11.6	14.3	20.4	28.2	33.7	37.1	39.8	40.7	39.1	34.2
280	9.5	10.4	10.6	11.8	15.2	21.9	32.0	40.5	45.7	46.7	43.1	35.3	25.0
290	8.4	9.9	10.6	12.1	16.2	24.2	35.8	47.2	57.4	58.0	50.8	35.5	19.9
300	7.9	9.4	10.9	12.6	16.5	24.6	35.8	50.2	66.2	69.1	60.5	40.3	19.1
310	7.8	9.3	11.1	13.0	16.5	23.1	32.6	45.8	64.3	73.1	66.1	44.9	22.3
320	7.6	9.1	11.2	13.3	15.8	20.0	26.2	36.5	52.8	62.9	61.5	46.2	25.5
330	7.5	8.8	10.9	13.0	14.9	16.9	20.3	27.6	37.5	46.0	48.9	40.8	29.5
340	7.2	8.5	10.6	12.6	14.3	14.8	15.9	20.0	26.7	31.4	34.6	32.7	25.8
350	6.7	8.0	10.1	12.3	14.0	13.7	13.7	16.2	19.4	23.4	25.4	25.4	23.4

-60-
Table V, Cont.

$$b^I = -2$$

M(P)	6	7	8	9	10	11	12	13	14	15	16	17	18
M(V)	5.54	6.49	7.44	8.39	9.34	10.29	11.24	12.19	13.14	14.09	15.04	15.99	16.94
e^I													
000	7.3	9.9	13.7	16.5	17.6	17.1	16.9	16.0	16.3	18.3	20.1	19.8	15.7
010	7.8	10.2	13.9	17.7	19.3	18.5	17.1	16.2	15.5	16.9	19.1	19.3	17.0
020	8.6	11.0	14.7	19.1	21.7	21.3	19.9	18.8	17.9	19.7	21.1	22.3	21.8
030	9.6	12.2	16.1	21.4	25.4	24.8	24.4	24.3	23.4	24.0	25.7	27.4	26.6
040	11.0	13.1	17.1	23.7	28.1	28.5	28.8	30.2	30.7	29.8	30.3	30.9	30.3
050	12.2	14.2	17.9	24.9	30.9	31.5	31.8	34.6	34.9	31.0	30.5	30.9	29.5
060	12.2	14.2	17.8	24.0	30.5	32.3	32.2	32.9	33.1	27.3	25.7	24.9	22.6
070	11.9	13.9	16.8	21.9	27.4	29.2	28.0	27.2	25.2	20.3	18.6	17.2	15.7
080	10.5	12.5	14.7	18.6	22.4	24.2	23.0	20.7	17.0	13.6	12.8	11.9	10.9
090	9.6	11.0	12.6	15.4	18.2	19.2	17.7	15.2	11.7	9.9	9.4	8.9	8.0
100	8.6	9.9	11.1	13.2	14.9	15.0	13.9	11.8	9.1	8.3	8.2	8.1	7.7
110	7.9	9.1	10.4	12.1	13.4	13.1	11.9	10.3	8.8	8.3	8.2	8.6	9.6
120	7.8	9.0	10.4	12.1	13.2	12.5	11.1	10.3	10.2	9.9	9.7	10.4	11.9
130	7.8	9.3	11.2	13.9	14.7	13.3	11.7	11.8	13.0	12.5	11.6	12.2	14.3
140	8.1	9.8	12.6	16.7	18.0	15.2	13.3	14.1	16.8	16.0	13.8	13.4	14.6
150	8.6	10.6	13.9	19.7	22.6	19.0	16.3	17.3	20.3	18.3	14.8	12.9	12.5
160	8.7	10.9	14.9	22.3	26.3	23.5	20.9	21.5	23.4	19.9	15.0	11.4	8.8
170	8.7	10.9	14.9	22.6	29.0	28.5	26.4	25.5	26.1	20.1	14.5	10.4	6.6
180	9.0	10.9	14.1	20.7	28.1	31.9	32.2	30.6	27.6	21.7	16.0	10.9	6.1
190	9.5	10.7	13.1	18.8	25.9	32.5	37.1	36.5	30.5	24.7	19.4	14.2	8.2
200	10.4	10.7	11.9	16.3	23.1	31.5	41.3	42.6	36.4	31.0	27.1	22.3	14.9
210	11.9	11.2	11.4	14.9	20.9	31.2	43.5	48.9	45.5	41.6	39.7	37.8	31.6
220	14.4	12.3	11.6	14.4	20.0	30.8	44.3	52.9	55.6	53.4	54.0	58.6	57.1
230	15.9	13.6	12.7	15.3	20.4	31.0	44.3	55.9	62.3	62.9	66.8	77.6	87.1
240	16.5	14.9	14.4	16.8	21.9	31.5	44.5	55.9	64.5	65.2	70.7	83.2	2.2
250	16.0	16.0	16.4	18.4	23.1	33.5	45.1	54.0	62.3	62.9	65.9	75.1	86.0
260	14.8	15.8	17.4	19.7	23.3	34.2	46.3	54.2	58.7	58.7	58.6	60.6	65.0
270	13.3	15.4	17.4	19.5	22.8	33.7	47.1	54.8	56.1	56.6	53.7	51.2	47.5
280	11.3	13.9	16.8	18.4	22.0	32.9	48.1	55.5	58.7	60.1	54.7	46.9	37.2
290	9.6	12.3	15.6	16.8	20.4	31.0	46.1	58.4	63.8	65.9	60.0	47.9	35.0
300	9.2	11.5	14.1	15.3	18.6	28.5	43.9	57.6	67.3	74.0	66.8	51.7	35.6
310	8.3	10.7	13.6	14.4	17.1	26.2	38.5	52.3	65.6	74.9	68.5	54.0	35.6
320	8.1	10.2	13.1	14.4	16.7	22.9	31.8	43.4	58.3	65.9	62.7	50.7	34.5
330	7.6	9.9	12.9	14.2	16.5	20.6	26.0	33.3	42.4	49.0	49.4	41.6	26.3
340	7.5	9.9	13.1	14.6	16.0	18.7	21.1	24.3	29.8	33.5	34.6	31.4	19.9
350	7.3	9.8	13.1	15.4	16.5	17.5	18.1	18.6	21.0	23.6	25.2	23.3	16.7

Table V, Cont.

$b^f = 80$

M(P)	6	7	8	9	10	11	12	13	14	15	16	17	18
M(V)	5.54	6.49	7.44	8.39	9.34	10.29	11.24	12.19	13.14	14.09	15.04	15.99	16.94
$q^f \setminus$													
000	2.6	2.9	3.0	3.0	3.1	2.9	2.8	2.5	2.0	1.6	1.2	1.0	0.8
010	2.3	2.7	3.0	3.0	3.1	2.9	2.8	2.5	2.0	1.6	1.2	1.0	0.8
020	2.3	2.6	2.8	3.0	2.9	2.9	2.8	2.5	2.0	1.6	1.2	1.0	0.8
030	2.3	2.6	2.8	3.0	2.9	2.9	2.8	2.5	2.0	1.6	1.2	1.0	0.5
040	2.3	2.6	2.8	3.0	2.9	2.9	2.6	2.3	2.0	1.6	1.2	1.0	0.5
050	2.3	2.6	2.8	3.0	2.9	2.7	2.8	2.3	2.0	1.6	1.2	1.0	0.8
060	2.4	2.6	2.8	3.0	2.9	2.7	2.8	2.3	2.0	1.6	1.2	1.0	0.5
070	2.3	2.6	2.8	3.0	2.9	2.9	2.6	2.3	2.0	1.4	1.2	1.0	0.8
080	2.4	2.7	2.8	3.0	2.9	2.9	2.8	2.5	2.0	1.4	1.2	0.8	0.5
090	2.6	2.7	2.8	3.0	2.9	2.9	2.8	2.5	2.0	1.4	1.2	0.8	0.5
100	2.6	2.9	2.8	3.0	3.1	3.1	2.8	2.5	2.0	1.4	1.0	0.8	0.5
110	2.6	2.9	3.0	3.2	3.1	3.1	3.0	2.5	2.0	1.4	1.0	0.8	0.5
120	2.6	2.9	3.0	3.2	3.1	3.3	3.0	2.5	2.0	1.4	1.0	0.8	0.5
130	2.4	2.9	3.0	3.2	3.3	3.3	3.0	2.5	2.0	1.4	1.0	0.8	0.5
140	2.3	2.7	3.0	3.2	3.1	3.1	3.0	2.5	2.0	1.4	1.0	0.8	0.5
150	2.1	2.6	2.8	3.0	3.1	3.1	3.0	2.5	2.0	1.4	1.0	0.8	0.5
160	2.0	2.4	2.8	3.0	3.1	3.1	2.8	2.5	2.0	1.4	1.0	0.8	0.5
170	1.8	2.2	2.7	3.0	2.9	3.1	2.8	2.5	2.0	1.4	1.0	0.8	0.5
180	2.0	2.2	2.7	2.8	2.9	2.9	2.8	2.3	2.0	1.4	1.0	0.8	0.5
190	2.4	2.4	2.5	2.8	2.9	2.9	2.8	2.3	2.0	1.4	1.0	0.8	0.5
200	2.8	2.7	2.7	2.8	2.9	2.9	2.8	2.3	2.0	1.4	1.0	0.8	0.5
210	3.2	3.0	2.7	2.8	2.9	2.9	2.8	2.5	2.0	1.4	1.2	0.8	0.5
220	3.2	3.2	2.7	2.8	3.1	3.1	2.8	2.5	2.0	1.4	1.2	0.8	0.5
230	2.9	3.0	2.8	3.0	3.1	3.1	3.0	2.5	2.0	1.4	1.2	0.8	0.5
240	2.4	2.7	2.8	3.2	3.3	3.3	3.0	2.7	2.0	1.6	1.2	0.8	0.5
250	2.0	2.4	3.0	3.2	3.3	3.3	3.2	2.7	2.0	1.4	1.2	0.8	0.8
260	1.7	2.2	3.0	3.3	3.3	3.3	3.0	2.7	2.0	1.4	1.2	1.0	0.8
270	1.7	2.1	3.0	3.3	3.3	3.3	3.0	2.7	2.0	1.4	1.2	1.0	0.8
280	1.7	2.1	2.8	3.3	3.3	3.1	3.0	2.7	2.0	1.6	1.2	1.0	0.8
290	2.0	2.4	2.8	3.2	3.3	3.1	3.0	2.5	2.0	1.6	1.2	1.0	0.8
300	2.4	2.7	2.8	3.2	3.1	3.1	3.0	2.5	2.0	1.6	1.2	1.0	0.8
310	2.8	3.0	3.0	3.2	3.1	3.1	2.8	2.5	2.0	1.6	1.2	1.0	0.8
320	3.1	3.2	3.0	3.0	3.1	2.9	2.8	2.5	2.0	1.6	1.2	1.0	0.8
330	3.2	3.4	3.0	3.0	3.1	2.9	2.8	2.5	2.0	1.6	1.2	1.0	0.8
340	3.1	3.2	3.0	3.0	3.1	2.9	2.8	2.5	2.0	1.6	1.2	1.0	0.8
350	2.8	3.0	3.0	3.0	3.1	2.9	2.8	2.5	2.0	1.6	1.2	1.0	0.8

$$b^f = 70$$

M(P) M(V)	6	7	8	9	10	11	12	13	14	15	16	17	18
$q^f \setminus$	5.54	6.49	7.44	8.39	9.34	10.29	11.24	12.19	13.14	14.09	15.04	15.99	16.94
000	2.9	3.2	3.4	3.3	3.1	3.1	2.8	2.5	2.2	1.8	1.5	1.0	0.8
010	2.6	2.9	3.4	3.3	3.3	3.1	2.8	2.5	2.2	1.8	1.5	1.0	0.8
020	2.4	2.9	3.2	3.2	3.1	3.1	2.8	2.5	2.2	1.8	1.5	1.0	0.8
030	2.3	2.7	3.2	3.2	3.1	3.1	2.8	2.5	2.2	1.8	1.5	1.0	0.8
040	2.3	2.7	3.0	3.2	3.1	3.1	2.8	2.5	2.2	1.8	1.5	1.0	0.8
050	2.3	2.7	3.0	3.2	3.1	3.1	2.8	2.5	2.2	1.8	1.5	1.0	0.8
060	2.4	2.7	3.0	3.0	2.9	3.1	2.8	2.5	2.2	1.8	1.2	1.0	0.8
070	2.4	2.7	2.8	3.0	3.1	3.1	2.8	2.5	2.0	1.6	1.2	1.0	0.8
080	2.6	2.7	3.0	3.2	3.1	3.1	2.8	2.5	2.0	1.6	1.2	1.0	0.8
090	2.8	2.9	3.0	3.2	3.3	3.3	3.0	2.5	2.0	1.6	1.2	0.8	0.8
100	2.9	3.0	3.2	3.2	3.3	3.3	3.0	2.5	2.0	1.6	1.2	0.8	0.5
110	2.9	3.2	3.4	3.3	3.3	3.3	3.0	2.5	2.0	1.4	1.0	0.8	0.5
120	2.8	3.2	3.4	3.3	3.5	3.5	3.2	2.5	2.0	1.4	1.0	0.8	0.5
130	2.6	3.0	3.4	3.5	3.5	3.5	3.2	2.7	2.0	1.4	1.0	0.8	0.5
140	2.1	2.7	3.4	3.5	3.5	3.5	3.2	2.7	2.0	1.4	1.0	0.8	0.5
150	1.8	2.4	3.2	3.3	3.3	3.5	3.0	2.7	2.0	1.4	1.0	0.8	0.5
160	1.7	2.2	3.0	3.2	3.3	3.3	3.2	2.7	2.0	1.4	1.0	0.8	0.5
170	1.5	2.1	2.8	3.0	3.1	3.3	3.0	2.7	2.0	1.4	1.0	0.8	0.5
180	1.5	2.1	2.7	3.0	3.1	3.3	3.0	2.5	2.0	1.4	1.0	0.8	0.5
190	1.8	2.2	2.7	2.8	3.1	3.1	3.0	2.5	2.0	1.4	1.0	0.8	0.5
200	2.8	2.6	2.7	2.8	3.1	3.3	3.0	2.5	2.0	1.6	1.2	0.8	0.5
210	3.2	2.9	2.7	3.0	3.1	3.3	3.0	2.5	2.0	1.6	1.2	0.8	0.5
220	3.4	3.2	2.8	3.0	3.3	3.3	3.0	2.5	2.0	1.6	1.2	0.8	0.5
230	3.1	3.2	3.0	3.2	3.5	3.5	3.0	2.7	2.2	1.6	1.2	1.0	0.8
240	2.4	2.9	3.2	3.3	3.5	3.7	3.2	2.7	2.2	1.6	1.2	1.0	0.5
250	1.8	2.4	3.2	3.5	3.7	3.7	3.2	2.7	2.2	1.8	1.2	1.0	0.8
260	1.5	2.1	3.2	3.7	3.7	3.7	3.4	3.0	2.4	1.8	1.5	1.0	0.8
270	1.4	2.1	3.2	3.7	3.9	3.8	3.4	3.0	2.4	1.8	1.5	1.0	0.8
280	1.5	2.1	3.2	3.7	3.7	3.7	3.2	2.7	2.2	1.8	1.5	1.0	0.8
290	1.8	2.4	3.2	3.5	3.7	3.7	3.2	2.7	2.2	1.8	1.5	1.0	0.8
300	2.4	2.9	3.2	3.5	3.5	3.5	3.0	2.7	2.2	1.8	1.5	1.0	0.8
310	3.1	3.4	3.2	3.3	3.5	3.5	3.0	2.5	2.0	1.8	1.5	1.0	0.8
320	3.7	3.8	3.2	3.3	3.5	3.3	3.0	2.5	2.2	1.8	1.5	1.0	0.8
330	3.8	4.0	3.4	3.3	3.5	3.3	2.8	2.5	2.0	1.8	1.5	1.0	0.8
340	3.7	3.8	3.4	3.2	3.3	3.3	2.8	2.5	2.0	1.8	1.5	1.0	0.8
350	3.4	3.5	3.4	3.2	3.3	3.1	2.8	2.5	2.2	1.8	1.5	1.0	0.8

-63-
Table V, Cont.

$$b^J = 60$$

M(P) M(V)	6	7	8	9	10	11	12	13	14	15	16	17	18
e^J													
000	3.1	3.2	3.4	3.5	3.7	3.5	3.2	3.0	2.6	2.3	1.9	1.3	1.1
010	3.1	3.2	3.4	3.5	3.7	3.5	3.2	2.7	2.6	2.3	1.9	1.3	1.1
020	2.9	3.2	3.4	3.7	3.7	3.5	3.2	3.0	2.6	2.3	1.9	1.3	0.8
030	2.9	3.2	3.4	3.5	3.5	3.5	3.2	3.0	2.5	2.3	1.9	1.3	0.8
040	2.9	3.2	3.4	3.5	3.5	3.5	3.2	3.0	2.6	2.1	1.7	1.3	0.8
050	3.1	3.2	3.5	3.5	3.5	3.5	3.2	2.7	2.4	2.1	1.7	1.3	0.8
060	3.1	3.4	3.4	3.3	3.5	3.5	3.2	2.7	2.4	1.8	1.7	1.3	0.8
070	3.1	3.4	3.5	3.3	3.5	3.3	3.2	2.7	2.2	1.8	1.5	1.0	0.8
080	3.2	3.4	3.5	3.3	3.5	3.5	3.2	2.7	2.2	1.6	1.5	1.0	0.8
090	3.4	3.5	3.4	3.5	3.5	3.5	3.2	2.7	2.2	1.6	1.2	1.0	0.8
100	3.5	3.7	3.5	3.5	3.7	3.7	3.2	2.7	2.2	1.6	1.2	0.8	0.5
110	3.4	3.7	3.5	3.5	3.7	3.8	3.4	2.7	2.0	1.6	1.2	0.8	0.5
120	3.2	3.5	3.5	3.7	3.9	3.8	3.6	3.0	2.0	1.6	1.2	0.8	0.5
130	2.9	3.2	3.4	3.7	4.0	3.8	3.4	3.0	2.2	1.4	1.0	0.8	0.5
140	2.3	2.7	3.4	3.7	3.9	4.0	3.4	3.0	2.0	1.4	1.0	0.8	0.3
150	1.8	2.4	3.2	3.7	3.7	3.8	3.4	2.7	2.0	1.4	1.0	0.8	0.3
160	1.4	2.1	3.2	3.5	3.7	3.7	3.4	2.7	2.0	1.6	1.0	0.8	0.5
170	1.2	1.9	3.0	3.5	3.5	3.7	3.2	2.7	2.0	1.6	1.2	0.8	0.5
180	1.4	1.9	2.8	3.3	3.5	3.5	3.2	2.7	2.0	1.6	1.2	0.8	0.5
190	1.7	2.2	2.8	3.2	3.3	3.5	3.2	2.7	2.0	1.6	1.2	0.8	0.5
200	2.1	2.6	3.0	3.2	3.3	3.5	3.2	2.7	2.2	1.6	1.2	0.8	0.5
210	2.8	2.9	3.0	3.2	3.5	3.5	3.2	2.7	2.2	1.6	1.2	0.8	0.5
220	3.1	3.2	3.2	3.3	3.5	3.5	3.2	2.7	2.2	1.8	1.2	1.0	0.5
230	3.1	3.2	3.2	3.3	3.7	3.7	3.4	3.0	2.4	1.8	1.5	1.0	0.8
240	2.8	3.0	3.4	3.7	3.9	3.8	3.6	3.2	2.4	2.1	1.5	1.0	0.8
250	2.4	2.9	3.4	3.9	4.0	4.0	3.6	3.2	2.6	2.1	1.7	1.0	0.8
260	2.0	2.7	3.5	4.0	4.0	4.2	3.8	3.4	2.9	2.3	1.7	1.3	0.8
270	2.0	2.7	3.5	4.2	4.2	4.0	3.8	3.4	2.9	2.3	1.7	1.3	0.8
280	2.0	2.7	3.9	4.2	4.2	4.0	3.6	3.2	2.6	2.3	1.7	1.3	0.8
290	2.3	3.0	3.9	4.2	4.2	3.8	3.4	3.2	2.6	2.3	1.7	1.3	0.8
300	2.8	3.5	3.9	4.0	4.0	3.8	3.4	3.0	2.6	2.3	1.7	1.3	1.1
310	3.2	4.0	3.9	3.9	3.9	3.7	3.2	3.0	2.6	2.1	1.7	1.3	1.1
320	3.7	4.2	3.9	3.9	3.9	3.5	3.0	2.7	2.4	2.1	1.7	1.3	1.1
330	3.7	4.0	3.7	3.7	3.7	3.5	3.0	2.7	2.4	2.1	1.7	1.3	1.1
340	3.7	3.8	3.7	3.5	3.7	3.5	3.0	2.7	2.4	2.3	1.7	1.3	1.1
350	3.4	3.5	3.5	3.5	3.5	3.5	3.0	2.7	2.6	2.3	1.7	1.3	1.1

Table V, Cont.

$b^I = 50$

M(P)	6	7	8	9	10	11	12	13	14	15	16	17	18
M(V)	5.54	6.49	7.44	8.39	9.34	10.29	11.24	12.19	13.14	14.09	15.04	15.99	16.94
ρ^I 000	2.6	3.0	3.7	4.0	4.2	4.0	4.0	3.6	3.5	3.2	2.4	2.0	1.3
010	2.9	3.2	3.7	4.2	4.2	4.2	4.0	3.8	3.5	3.2	2.7	1.8	1.1
020	3.1	3.4	3.9	4.2	4.2	4.2	4.0	3.8	3.5	3.2	2.7	1.8	1.1
030	3.4	3.7	4.0	4.2	4.2	4.2	4.0	3.6	3.3	3.0	2.4	1.8	1.1
040	3.7	3.8	4.0	4.0	4.2	4.2	3.8	3.6	3.3	3.0	2.4	1.5	1.1
050	4.0	4.2	4.0	4.0	4.2	4.0	3.8	3.4	3.1	2.8	2.2	1.5	1.1
060	4.1	4.2	4.0	3.9	4.0	4.0	3.8	3.4	2.9	2.3	1.9	1.5	1.1
070	4.1	4.2	4.0	3.9	4.0	4.2	3.8	3.2	2.6	2.3	1.7	1.3	1.1
080	4.1	4.2	3.9	3.9	4.0	4.0	3.8	3.2	2.6	2.1	1.7	1.3	1.1
090	3.8	4.2	4.0	3.9	4.0	4.2	3.8	3.2	2.4	2.1	1.5	1.3	1.1
100	3.8	4.2	4.0	4.0	4.2	4.2	3.8	3.0	2.4	1.8	1.5	1.0	0.8
110	3.5	4.0	4.0	4.0	4.4	4.4	3.8	3.2	2.4	1.8	1.2	1.0	0.8
120	3.4	3.7	3.9	4.2	4.4	4.6	4.0	3.2	2.4	1.8	1.2	0.8	0.5
130	3.1	3.4	3.7	4.2	4.6	4.6	4.0	3.2	2.4	1.8	1.2	0.8	0.5
140	2.6	2.9	3.5	4.0	4.6	4.6	4.0	3.2	2.4	1.8	1.2	0.8	0.5
150	2.1	2.6	3.4	4.0	4.4	4.4	4.0	3.2	2.4	1.8	1.2	0.8	0.5
160	1.7	2.2	3.2	3.9	4.2	4.4	3.8	3.2	2.4	1.8	1.2	0.8	0.5
170	1.5	2.1	3.2	3.9	4.2	4.2	3.8	3.2	2.4	1.8	1.2	0.8	0.5
180	1.5	2.1	3.4	3.9	4.2	4.2	3.6	3.2	2.4	1.8	1.2	0.8	0.5
190	1.7	2.2	3.4	3.9	4.0	4.0	3.6	3.0	2.4	1.8	1.2	1.0	0.5
200	2.0	2.6	3.5	4.0	4.0	4.0	3.6	3.0	2.4	1.8	1.5	1.0	0.8
210	2.3	2.9	3.5	4.0	4.2	4.0	3.6	3.0	2.4	2.1	1.5	1.0	0.8
220	2.8	3.2	3.5	3.9	4.2	4.2	3.8	3.2	2.6	2.1	1.5	1.3	0.8
230	3.1	3.2	3.5	4.0	4.2	4.4	3.8	3.4	2.9	2.3	1.7	1.3	1.1
240	3.1	3.2	3.7	4.0	4.4	4.4	4.2	3.6	3.1	2.5	1.9	1.3	1.1
250	3.1	3.4	3.7	4.2	4.6	4.6	4.2	3.8	3.5	2.8	2.2	1.5	1.1
260	3.2	3.5	3.9	4.4	4.6	4.8	4.4	4.0	3.8	3.0	2.2	1.5	1.1
270	3.1	3.7	4.2	4.4	4.8	4.8	4.4	4.0	3.8	3.2	2.4	1.5	1.1
280	2.9	3.8	4.4	4.4	4.8	4.8	4.4	3.8	3.8	3.2	2.4	1.5	1.1
290	3.1	4.2	4.5	4.7	4.8	4.6	4.2	3.8	3.5	3.0	2.2	1.8	1.1
300	3.1	4.3	4.7	4.6	4.6	4.4	4.0	3.6	3.5	3.0	2.2	1.5	1.3
310	3.2	4.5	4.7	4.4	4.4	4.2	3.8	3.4	3.3	2.8	2.2	1.8	1.3
320	3.4	4.2	4.4	4.2	4.2	4.2	3.6	3.4	3.1	2.8	2.2	1.8	1.6
330	3.4	3.8	4.2	4.2	4.0	4.0	3.8	3.4	3.1	2.8	2.2	1.8	1.6
340	3.1	3.5	3.9	4.0	4.0	4.0	3.8	3.4	3.3	2.8	2.4	1.8	1.6
350	2.9	3.2	3.7	4.0	4.0	4.0	3.8	3.6	3.3	3.0	2.4	1.8	1.6

Table V, Cont.

$b^f = 40$

M(P)	6	7	8	9	10	11	12	13	14	15	16	17	18
M(V)	5.54	6.49	7.44	8.39	9.34	10.29	11.24	12.19	13.14	14.09	15.04	15.99	16.94
q^f													
000	3.5	3.8	4.4	4.6	5.0	5.4	5.2	5.1	4.9	4.6	3.9	3.0	2.4
010	3.5	4.0	4.5	4.9	5.3	5.6	5.6	5.3	5.1	4.6	3.9	3.0	2.4
020	3.7	4.2	4.9	5.3	5.5	5.8	5.8	5.5	5.3	4.6	3.9	2.8	2.1
030	4.0	4.3	4.9	5.3	5.7	6.2	5.8	5.5	5.1	4.4	3.4	2.5	1.9
040	4.3	4.5	4.9	5.4	5.7	5.8	5.8	5.3	4.6	3.9	3.1	2.3	1.6
050	4.6	4.6	4.7	5.3	5.5	5.6	5.4	4.6	4.2	3.7	2.9	2.0	1.3
060	4.6	4.8	4.7	4.9	5.3	5.6	5.0	4.2	3.8	3.2	2.7	1.8	1.1
070	4.4	4.8	4.5	4.7	5.1	5.2	4.8	4.0	3.3	3.0	2.4	1.8	1.1
080	4.0	4.5	4.5	4.7	5.0	5.2	4.6	3.8	3.1	2.5	2.2	1.5	1.1
090	3.7	4.3	4.5	4.7	5.0	5.0	4.6	3.6	2.9	2.5	1.9	1.5	1.1
100	3.5	4.2	4.5	4.9	5.0	5.0	4.6	3.6	2.9	2.3	1.9	1.3	1.1
110	3.4	4.0	4.5	4.9	5.1	5.0	4.6	3.8	2.9	2.3	1.9	1.3	0.8
120	3.2	3.7	4.2	4.7	5.1	5.2	4.6	4.0	3.1	2.3	1.7	1.0	0.8
130	3.2	3.5	4.0	4.6	5.0	5.2	4.8	4.0	3.3	2.5	1.7	1.0	0.5
140	3.1	3.5	3.9	4.4	5.0	5.2	5.0	4.2	3.5	2.5	1.7	1.0	0.5
150	2.8	3.2	3.7	4.4	5.0	5.2	5.0	4.4	3.5	2.5	1.7	1.0	0.5
160	2.6	3.2	3.7	4.2	5.0	5.2	5.0	4.4	3.5	2.8	1.7	1.0	0.5
170	2.3	3.0	3.9	4.4	4.8	5.2	4.8	4.2	3.8	2.8	1.7	1.0	0.5
180	2.1	3.0	4.0	4.6	4.8	5.0	4.8	4.2	3.5	2.5	1.9	1.3	0.5
190	2.1	3.0	4.4	4.7	4.8	5.0	4.6	4.2	3.5	2.5	1.9	1.3	0.8
200	2.4	3.2	4.4	5.1	5.0	4.8	4.6	4.0	3.3	2.5	1.9	1.3	0.8
210	2.8	3.5	4.4	5.1	5.0	4.8	4.6	4.0	3.3	2.5	1.9	1.3	0.8
220	3.4	3.8	4.4	4.9	5.0	5.0	4.6	4.2	3.5	2.8	2.2	1.5	1.1
230	3.7	4.0	4.2	4.7	5.0	5.0	4.6	4.4	3.8	3.2	2.7	1.8	1.3
240	3.7	4.0	4.2	4.6	5.0	5.2	5.0	4.6	4.4	3.7	2.9	2.0	1.3
250	3.7	4.0	4.0	4.6	5.0	5.4	5.4	5.1	4.9	4.2	3.4	2.5	1.6
260	3.2	3.8	4.4	4.7	5.1	5.8	5.8	5.5	5.1	4.6	3.6	2.8	1.9
270	3.1	3.8	4.5	5.1	5.5	6.0	6.0	5.7	5.5	4.9	3.9	2.8	1.9
280	2.9	3.8	4.7	5.4	5.7	6.0	6.0	5.7	5.3	4.6	3.6	2.8	1.6
290	3.1	3.8	4.7	5.4	5.7	6.0	5.8	5.5	5.3	4.4	3.6	2.5	1.6
300	3.1	3.8	4.7	5.4	5.5	5.6	5.6	5.1	4.9	4.4	3.4	2.3	1.6
310	3.5	4.0	4.5	5.1	5.1	5.2	5.0	4.9	4.6	3.9	3.1	2.3	1.3
320	3.8	4.0	4.2	4.7	5.0	5.0	4.8	4.4	4.2	3.7	3.1	2.3	1.6
330	3.8	4.0	4.2	4.4	4.8	4.8	4.8	4.4	4.2	3.9	3.1	2.5	1.9
340	3.8	4.0	4.0	4.4	4.6	4.8	4.8	4.4	4.4	3.9	3.4	2.8	2.1
350	3.8	4.0	4.0	4.4	4.8	5.0	4.8	4.9	4.6	4.4	3.6	3.0	2.4

Table V, Cont.

$$b^T = 30$$

M(P)	6	7	8	9	10	11	12	13	14	15	16	17	18
M(V)	5.54	6.49	7.44	8.39	9.34	10.29	11.24	12.19	13.14	14.09	15.04	15.99	16.94
e^{λ}													
000	4.6	5.1	5.5	5.6	6.1	6.7	7.0	7.0	6.6	6.7	6.8	6.3	5.3
010	4.3	5.1	6.2	6.5	6.6	7.3	7.9	7.8	8.2	7.6	7.0	6.1	4.8
020	4.4	5.4	6.7	7.0	7.2	8.1	8.5	8.6	8.8	8.1	6.8	5.3	4.2
030	4.6	5.6	6.9	7.2	7.5	8.1	8.7	8.9	8.8	7.6	5.8	4.6	3.5
040	5.0	5.8	6.4	7.2	7.5	8.3	8.5	8.2	7.7	6.5	5.1	3.8	2.7
050	5.0	5.4	5.9	6.5	7.2	7.7	7.9	7.2	6.2	5.3	4.1	3.3	2.4
060	4.9	5.3	5.2	6.0	6.6	7.1	6.8	6.1	4.9	4.4	3.6	2.8	2.1
070	4.3	5.0	5.0	5.4	6.2	6.5	6.2	5.3	4.2	3.7	3.1	2.5	2.1
080	3.7	4.5	5.0	5.4	6.1	6.2	5.4	4.6	4.0	3.5	3.1	2.5	1.9
090	3.4	4.2	5.0	5.6	5.9	5.8	5.2	4.4	3.8	3.5	2.9	2.3	1.9
100	3.1	4.0	5.2	5.8	5.9	5.8	5.0	4.4	4.2	3.5	2.7	2.0	1.6
110	2.9	3.8	5.4	5.6	5.9	5.8	5.0	4.9	4.4	3.7	2.7	2.0	1.3
120	3.1	3.8	5.2	5.6	5.7	6.0	5.6	5.1	4.6	3.7	2.7	1.8	1.1
130	3.4	4.0	4.9	5.4	5.7	6.2	5.8	5.7	4.6	3.7	2.7	1.8	1.1
140	3.8	4.2	4.5	5.3	5.7	6.3	6.4	5.9	4.9	3.9	2.7	1.8	1.1
150	4.0	4.5	4.2	4.9	5.7	6.5	7.0	6.3	4.9	3.7	2.9	1.8	1.1
160	3.7	4.5	4.4	5.1	5.9	6.7	7.3	6.3	4.9	3.9	2.9	2.0	1.3
170	3.5	4.5	4.9	5.4	6.2	6.9	7.0	6.5	5.1	4.2	2.9	2.0	1.6
180	3.4	4.5	5.4	6.0	6.4	6.9	6.8	6.5	5.5	4.4	3.1	2.3	1.3
190	3.4	4.6	5.9	6.3	6.8	6.9	6.6	6.3	5.7	4.4	3.1	2.0	1.6
200	3.4	4.6	6.2	6.7	6.8	6.7	6.4	5.9	5.5	4.4	3.1	2.3	1.6
210	3.5	4.6	6.0	6.5	6.4	6.5	6.2	5.9	5.5	4.4	3.1	2.3	1.3
220	3.8	4.8	5.5	6.1	6.4	6.7	6.2	5.9	5.3	4.4	3.4	2.5	1.9
230	3.8	4.6	4.9	5.4	6.1	6.5	6.6	6.1	5.1	4.6	4.1	3.0	2.1
240	3.5	4.3	4.5	5.1	5.9	6.7	7.3	6.5	5.3	5.1	4.8	3.8	3.2
250	3.2	4.0	4.4	4.9	5.9	6.9	7.9	7.2	6.2	6.0	5.6	4.8	4.2
260	2.9	3.7	4.5	5.3	6.1	7.1	8.3	8.2	7.3	6.9	6.3	5.3	4.8
270	2.6	3.5	4.7	5.6	6.4	7.3	8.5	9.1	8.8	8.1	7.0	5.6	4.8
280	2.4	3.4	5.0	6.1	6.8	7.5	8.7	9.3	9.5	8.6	7.0	5.3	4.2
290	2.1	3.4	5.4	6.1	6.8	7.3	8.3	8.9	9.3	8.1	6.3	4.8	3.7
300	2.4	3.5	5.2	6.0	6.6	7.1	7.7	7.8	8.2	7.2	5.6	4.3	2.9
310	3.1	3.7	4.9	5.6	6.1	6.5	7.0	7.0	6.8	6.0	5.1	4.1	2.9
320	3.8	4.0	4.5	5.1	5.7	6.3	6.4	5.9	5.5	5.3	5.1	4.1	2.9
330	4.6	4.3	4.2	4.7	5.5	6.0	6.0	5.5	4.9	5.1	5.1	4.6	3.7
340	4.7	4.6	4.4	4.7	5.5	6.0	6.0	5.5	5.1	5.3	5.6	5.1	4.2
350	4.7	5.0	4.7	5.1	5.7	6.3	6.4	6.1	5.5	5.8	6.3	5.8	5.0

Table V, Cont.

$b^I = 20$

M(P)	6	7	8	9	10	11	12	13	14	15	16	17	18
M(V)	5.54	6.49	7.44	8.39	9.34	10.29	11.24	12.19	13.14	14.09	15.04	15.99	16.94
$e^I \setminus$													
000	4.1	5.4	7.2	8.1	8.3	8.1	8.3	8.2	8.6	9.2	9.7	9.4	8.8
010	4.6	6.2	7.9	9.5	10.7	11.2	11.7	12.0	11.7	11.6	10.9	9.9	8.5
020	5.3	6.9	8.5	10.4	12.3	14.2	15.3	15.8	14.4	12.7	11.4	9.9	7.7
030	5.8	7.2	8.5	10.4	12.9	15.4	17.1	17.1	15.0	12.7	10.7	8.6	6.6
040	5.8	7.0	7.9	9.5	11.6	14.0	15.5	14.8	12.8	11.1	9.2	7.4	5.3
050	5.7	6.6	6.9	8.2	9.7	11.3	12.3	11.4	9.9	8.8	7.5	5.8	4.5
060	5.0	5.8	6.2	7.4	8.3	8.8	9.1	8.2	7.5	6.9	6.1	5.1	3.7
070	4.4	5.1	5.9	6.8	7.2	7.3	6.8	6.1	5.5	5.5	5.3	4.6	3.7
080	4.1	5.0	5.5	6.7	7.0	6.5	5.8	5.3	5.1	5.1	4.8	4.3	3.5
090	4.1	5.0	5.7	6.7	7.2	6.3	5.6	5.1	4.9	5.1	4.8	4.3	3.2
100	4.3	5.3	5.9	6.7	7.3	6.7	5.8	5.3	5.1	5.1	4.8	4.1	2.9
110	4.7	5.8	6.0	6.8	7.5	6.9	6.4	5.7	5.7	5.3	4.6	3.6	2.4
120	5.2	5.9	6.0	6.7	7.5	7.3	6.6	6.5	6.2	5.3	4.4	3.3	2.1
130	5.2	5.9	5.9	6.5	7.2	7.5	7.3	6.7	6.4	5.3	4.1	2.8	1.6
140	5.2	5.9	5.9	6.3	7.0	7.3	7.5	7.2	6.6	5.3	3.9	2.5	1.3
150	4.9	5.4	5.7	6.5	7.2	7.7	7.9	7.6	7.1	5.8	4.1	2.8	1.3
160	4.6	5.3	6.0	7.0	8.1	8.3	8.1	8.2	7.9	6.2	4.6	3.0	1.6
170	4.4	5.3	6.4	8.2	9.2	9.2	9.1	9.1	8.6	7.4	5.8	3.8	2.1
180	4.3	5.4	6.9	9.3	10.7	10.4	10.5	10.1	9.9	8.6	6.8	5.1	2.9
190	4.1	5.6	7.5	9.8	11.6	11.5	11.5	11.0	10.4	9.2	8.0	5.8	3.7
200	4.1	5.8	7.7	10.0	11.2	11.7	11.9	11.2	10.2	9.2	8.0	6.3	4.2
210	3.8	5.8	7.4	9.1	10.3	11.2	11.5	10.3	9.3	8.3	7.3	6.1	5.0
220	3.7	5.4	6.9	8.1	8.6	10.0	10.9	9.7	8.2	7.2	6.3	5.6	4.8
230	3.4	5.0	6.2	6.8	7.3	9.0	9.7	9.1	7.7	6.5	5.8	5.3	4.2
240	3.4	4.6	5.7	6.1	6.8	8.5	9.7	9.1	7.9	6.9	5.8	5.3	4.8
250	3.5	4.5	5.4	6.0	6.6	8.7	10.3	10.8	9.5	7.9	7.0	6.1	5.3
260	3.7	4.5	5.4	6.1	7.0	9.2	11.9	12.9	11.9	10.4	9.2	7.9	6.1
270	4.0	4.5	5.7	6.7	7.9	10.2	13.1	15.2	15.5	14.6	12.6	10.1	7.2
280	4.3	4.8	5.9	7.0	8.3	10.6	13.9	16.7	17.9	17.3	16.0	12.7	8.8
290	4.7	5.1	6.0	7.0	7.9	10.0	12.7	15.6	17.4	18.5	17.9	14.2	9.3
300	4.6	5.1	6.0	6.7	7.0	8.7	10.3	12.2	14.4	16.0	16.7	13.9	9.0
310	4.7	5.3	5.9	6.0	5.7	6.7	7.7	8.9	10.4	12.3	13.8	12.4	8.2
320	4.7	5.1	5.5	5.4	5.0	5.4	5.6	6.3	7.5	9.0	10.9	10.4	8.5
330	4.3	5.0	5.7	5.3	4.8	4.6	4.8	5.1	6.0	7.4	8.7	9.1	7.7
340	4.0	4.8	5.9	5.6	5.1	4.8	4.6	5.1	5.5	6.9	8.0	8.6	8.2
350	3.8	5.1	6.4	6.7	6.2	6.0	5.6	5.9	6.6	7.4	8.5	8.9	8.2

Table V, Cont.

 $b^I = 15$

M(P)	6	7	8	9	10	11	12	13	14	15	16	17	18
M(V)	5.54	6.49	7.44	8.39	9.34	10.29	11.24	12.19	13.14	14.09	15.04	15.99	16.94
e^I													
000	4.6	6.1	7.5	8.8	8.8	8.5	8.5	8.6	9.1	9.7	10.4	10.7	10.6
010	5.2	7.0	8.5	10.0	12.1	12.5	12.3	12.4	12.1	12.0	11.6	11.2	10.4
020	6.0	7.8	9.2	11.2	14.7	16.3	16.9	16.2	15.7	14.3	13.1	11.7	10.6
030	6.6	8.3	9.0	11.2	15.4	17.7	19.3	18.3	16.8	15.0	13.3	11.4	9.6
040	6.6	8.2	8.9	10.5	13.8	16.5	17.3	16.7	15.2	13.6	12.1	10.1	8.2
050	6.1	7.4	8.0	9.7	11.6	13.1	13.7	12.9	11.7	10.6	9.9	8.6	7.2
060	5.3	6.4	7.5	8.6	9.7	10.2	9.9	9.3	8.4	8.1	7.7	7.1	5.8
070	4.7	5.8	7.0	8.1	8.3	7.9	7.5	7.0	6.4	6.5	6.5	6.1	5.0
080	4.4	5.6	6.7	7.7	7.7	6.7	6.0	5.5	5.3	5.5	5.8	5.3	4.8
090	4.4	5.6	6.7	7.7	7.7	6.3	5.4	5.3	5.1	5.1	5.3	5.1	3.7
100	4.6	5.8	6.9	7.5	7.7	6.5	5.6	5.3	5.1	5.3	5.3	4.8	3.5
110	4.9	6.2	6.9	7.4	7.7	6.7	6.2	5.9	5.7	5.8	5.6	4.6	3.2
120	5.3	6.6	6.9	7.5	7.7	7.1	6.6	6.3	6.2	6.0	5.6	4.1	2.7
130	5.3	6.4	7.0	7.4	7.9	7.7	7.3	7.0	6.8	6.2	5.6	3.8	2.7
140	5.3	6.1	6.9	7.9	8.1	8.1	7.9	7.6	7.3	6.9	5.6	3.6	2.1
150	4.9	5.8	6.9	8.4	8.8	8.8	8.5	8.0	8.2	7.6	5.8	3.8	2.1
160	4.6	5.4	7.0	9.3	10.3	10.2	9.5	9.3	9.3	8.6	6.8	4.3	2.4
170	4.4	5.4	7.2	10.4	12.3	11.7	11.1	11.2	11.0	10.4	8.5	5.3	2.7
180	4.4	5.6	7.5	11.2	14.0	13.5	12.9	12.9	13.0	12.3	10.7	7.1	3.7
190	4.6	5.9	7.7	11.4	14.0	14.6	14.3	14.3	14.4	13.4	11.9	8.6	4.8
200	4.3	6.1	8.0	10.9	13.2	14.0	14.9	15.0	14.6	13.6	12.3	9.9	6.4
210	4.1	6.1	7.7	9.7	11.2	12.7	14.1	14.6	13.7	12.3	11.6	9.9	6.9
220	4.0	5.9	7.4	8.2	9.2	11.2	12.9	13.1	12.1	10.6	9.9	9.1	7.7
230	4.0	5.6	6.9	7.5	7.7	10.0	11.7	12.2	10.8	9.7	9.0	8.4	6.9
240	4.0	5.4	6.7	6.8	7.2	9.8	11.7	12.2	11.3	9.5	8.7	8.1	6.9
250	4.1	5.3	6.7	7.2	7.7	10.4	12.7	13.7	13.2	11.3	9.7	8.9	7.2
260	4.9	5.6	6.7	7.7	8.6	11.7	14.5	16.9	16.6	15.0	12.8	10.7	8.8
270	5.5	5.9	6.9	8.1	9.9	13.5	16.9	19.8	21.6	20.6	17.9	13.9	10.1
280	6.6	6.6	6.9	8.1	10.5	13.8	17.5	22.4	25.6	26.4	23.5	18.0	12.7
290	7.3	6.9	6.7	7.5	9.7	12.7	15.5	20.0	25.4	28.2	27.4	22.1	15.1
300	6.9	6.7	6.7	6.7	7.9	10.2	12.1	16.0	20.5	24.7	26.4	22.8	15.9
310	6.4	6.4	6.4	6.0	6.2	7.3	8.7	11.0	14.6	18.5	20.8	19.5	16.2
320	5.5	5.9	6.0	5.4	5.0	5.4	6.0	7.6	9.9	12.9	15.5	16.0	14.3
330	4.7	5.4	6.0	5.4	4.6	4.6	4.8	5.7	7.3	9.2	11.4	12.7	11.9
340	4.3	5.3	6.2	6.0	5.1	4.6	4.8	5.3	6.4	7.9	9.7	10.7	11.7
350	4.1	5.4	6.9	7.0	6.4	6.0	5.8	6.3	7.1	8.1	9.2	10.1	10.9

Table V, Cont.

$$b^I = 10$$

M(P)	6	7	8	9	10	11	12	13	14	15	16	17	18
M(V)	5.54	6.49	7.44	8.39	9.34	10.29	11.24	12.19	13.14	14.09	15.04	15.99	16.94
e^I													
000	4.6	6.4	8.5	10.2	9.7	8.8	8.1	8.0	8.2	9.0	9.7	9.4	7.4
010	5.5	7.4	9.0	10.9	11.8	11.3	10.1	9.3	8.6	8.8	9.2	9.1	8.0
020	6.3	8.2	9.5	11.4	13.4	13.8	12.9	11.4	10.2	9.5	9.7	10.1	9.3
030	6.9	8.3	9.7	11.9	14.5	16.3	15.9	14.3	11.9	10.9	10.9	11.4	11.4
040	7.0	8.3	9.9	12.1	15.2	17.9	17.1	15.6	13.2	12.0	11.9	11.9	12.5
050	6.7	7.8	9.7	11.9	14.9	17.5	16.7	15.2	13.0	12.0	11.9	11.9	11.7
060	6.1	7.2	9.2	11.8	13.8	15.2	13.5	12.4	11.0	10.6	10.4	10.1	8.8
070	5.7	6.7	8.7	10.9	11.9	12.1	10.3	9.1	8.4	8.1	8.0	7.6	6.9
080	5.2	6.4	8.4	9.8	10.1	9.2	7.3	6.5	6.0	5.8	5.8	5.6	5.3
090	5.3	6.6	7.7	8.4	8.5	7.5	5.6	4.6	4.4	4.2	4.4	4.3	4.0
100	5.7	6.7	7.2	7.5	7.5	6.2	4.4	3.8	3.5	3.5	3.6	3.8	3.7
110	5.8	6.9	6.9	6.8	7.0	6.0	4.4	3.8	3.5	3.5	3.6	3.8	3.5
120	6.1	7.0	6.9	7.0	7.3	6.5	5.0	4.4	4.2	4.2	4.1	4.1	3.7
130	6.0	7.0	7.2	7.9	8.6	7.9	6.2	5.7	6.0	5.8	5.6	4.8	3.7
140	6.0	6.9	7.5	9.1	10.8	10.2	8.5	8.2	8.4	8.3	7.7	5.6	4.2
150	5.5	6.6	8.0	10.7	13.4	13.1	11.1	10.8	11.7	11.6	9.9	6.6	4.2
160	5.0	6.4	8.4	11.8	15.8	16.0	13.9	13.9	14.8	15.0	11.9	7.1	4.0
170	5.0	6.2	8.4	12.3	16.3	17.3	16.1	16.5	16.8	16.4	13.1	8.1	4.2
180	5.0	6.4	8.0	11.6	15.6	17.1	17.3	17.5	17.2	16.0	13.6	9.9	5.8
190	5.2	6.4	7.5	10.4	13.4	15.8	16.9	17.5	16.6	15.0	13.6	11.4	8.5
200	5.2	6.2	7.2	9.1	11.4	14.2	16.5	16.9	15.9	14.6	14.3	13.9	11.2
210	5.3	6.4	7.0	8.2	9.7	12.9	16.1	17.1	16.3	15.3	15.5	16.5	15.7
220	5.3	6.4	7.2	8.1	9.0	12.5	16.1	17.5	17.0	16.9	18.4	19.3	17.8
230	5.5	6.6	7.7	8.4	9.7	12.9	17.1	19.2	19.4	20.1	21.5	21.3	18.1
240	5.5	6.7	8.5	9.5	11.0	14.6	18.9	21.1	22.3	23.6	25.4	22.8	15.9
250	6.0	7.4	9.4	10.7	12.9	16.5	20.9	24.0	26.3	28.2	28.6	23.1	15.7
260	6.9	7.8	9.5	11.8	14.3	18.1	22.8	25.7	29.6	31.9	31.7	24.3	14.9
270	7.5	8.3	9.5	11.4	14.3	18.7	23.6	27.2	31.1	34.2	33.2	26.4	15.7
280	8.1	8.6	9.2	10.5	13.2	17.1	22.6	26.8	32.0	34.2	34.1	29.4	18.6
290	8.4	8.3	8.4	9.0	10.8	14.6	19.3	23.8	29.4	33.5	34.6	31.4	24.7
300	7.8	7.8	7.5	7.5	8.8	11.5	15.9	20.2	25.6	29.8	32.4	32.5	27.9
310	6.4	6.9	7.4	6.8	7.0	9.2	12.3	15.6	20.3	25.7	29.5	30.2	27.9
320	5.3	6.2	7.2	6.8	6.2	7.5	9.7	12.0	15.7	20.8	24.5	25.4	22.8
330	4.3	5.6	7.4	7.2	6.2	6.9	8.1	9.5	11.9	15.5	19.1	19.5	16.7
340	4.0	5.4	7.5	7.9	6.8	6.9	7.3	7.8	9.7	12.3	14.8	14.2	12.2
350	4.1	5.8	8.2	9.0	8.1	7.3	7.3	7.6	8.6	10.2	11.4	10.9	8.5

Table V, Cont.

$b^I = 5$

M(P)	6	7	8	9	10	11	12	13	14	15	16	17	18
M(V)	5.54	6.49	7.44	8.39	9.34	10.29	11.24	12.19	13.14	14.09	15.04	15.99	16.94
e^I													
000	5.2	7.4	10.1	12.3	11.9	11.2	9.5	8.6	9.1	10.2	10.9	9.6	7.4
010	5.8	8.2	10.9	13.2	13.2	11.9	9.9	8.6	8.6	9.7	10.4	9.6	7.7
020	6.9	9.0	11.1	13.9	15.1	13.7	11.3	10.1	10.2	11.1	12.1	12.2	10.9
030	7.9	9.4	11.4	14.6	16.7	16.5	15.1	13.5	13.2	14.1	15.7	16.2	14.1
040	8.6	9.8	11.6	15.1	18.9	20.2	19.1	17.7	17.2	18.3	20.1	20.3	19.4
050	8.9	9.9	11.7	15.6	20.4	22.3	22.4	20.7	19.7	20.6	21.3	21.3	19.6
060	8.6	9.8	11.7	15.1	20.0	22.3	21.3	19.4	18.3	18.0	18.2	17.2	16.2
070	7.9	9.3	11.2	13.7	17.3	19.0	17.3	14.8	13.0	12.7	12.3	11.9	11.9
080	7.5	8.8	10.2	11.9	13.8	13.8	11.5	9.3	8.4	8.1	7.5	7.6	8.5
090	6.9	8.3	9.4	10.0	10.3	9.8	7.5	5.9	5.3	5.1	5.1	5.3	5.8
100	6.6	7.7	8.4	8.4	7.9	7.1	5.2	4.2	4.2	3.9	4.1	4.3	5.3
110	6.3	7.5	7.9	7.7	7.0	6.2	4.4	3.8	4.0	4.2	4.4	4.6	5.0
120	6.0	7.4	8.0	8.1	7.5	6.5	5.0	4.6	5.1	5.5	5.6	5.8	5.8
130	6.0	7.4	8.5	9.8	9.6	8.3	7.0	6.7	7.7	8.8	9.0	7.9	6.6
140	5.7	7.2	9.2	12.1	13.4	12.1	11.1	11.2	13.0	14.1	13.3	10.1	6.6
150	5.5	7.2	10.1	14.7	18.6	18.1	16.5	17.1	19.7	20.1	17.4	11.7	5.8
160	5.3	7.2	10.4	16.3	22.6	22.9	22.4	23.6	25.0	24.0	19.6	11.9	5.8
170	5.2	7.0	10.1	16.0	22.8	25.6	26.0	26.2	26.5	23.8	18.9	12.2	6.4
180	5.5	6.9	9.0	13.7	19.3	23.8	25.4	25.9	24.5	21.5	17.2	12.4	8.5
190	5.7	6.7	8.0	11.1	15.2	20.0	23.4	24.5	23.0	19.4	16.7	14.7	12.5
200	6.4	6.9	7.4	9.0	11.9	16.9	22.0	23.0	21.9	19.7	18.6	18.5	20.7
210	7.0	7.0	7.0	8.2	10.5	15.8	22.0	24.0	24.3	22.7	23.2	25.6	29.5
220	7.8	7.5	7.4	8.4	10.8	16.7	24.2	27.4	28.0	29.1	30.5	34.2	42.2
230	8.4	8.5	8.7	10.2	13.0	19.6	28.4	32.7	34.7	37.0	40.2	42.6	45.7
240	8.7	9.4	10.7	12.8	16.7	24.4	34.2	38.8	42.2	45.5	46.5	45.9	44.6
250	9.3	10.6	12.7	16.0	20.6	28.5	38.1	42.6	45.7	50.2	49.9	44.9	39.6
260	9.5	11.2	14.1	17.9	23.0	30.2	38.7	43.0	46.1	48.8	47.9	42.1	31.3
270	9.8	11.5	13.9	17.2	21.7	28.7	35.6	40.3	43.7	47.2	46.0	40.3	30.0
280	9.5	10.9	12.6	14.6	18.0	24.0	32.0	36.7	40.2	43.7	43.8	40.6	34.8
290	8.9	9.8	10.7	11.9	14.1	19.0	27.0	32.3	36.7	42.5	43.6	43.4	41.2
300	8.3	8.8	9.2	9.5	11.0	15.8	22.8	28.3	33.8	40.7	45.3	46.2	43.8
310	7.0	7.7	8.4	8.4	9.4	13.5	19.9	24.3	31.1	37.9	43.1	44.1	38.5
320	6.1	7.0	7.9	8.2	8.8	12.1	17.1	20.5	25.6	32.8	37.0	35.8	32.9
330	5.3	6.7	8.0	8.8	8.8	11.7	14.9	16.5	19.9	25.0	28.6	25.6	20.7
340	5.0	6.7	8.7	9.8	9.7	11.3	12.5	12.7	14.4	17.9	19.4	17.0	12.7
350	4.9	6.9	9.5	11.2	11.0	11.0	10.7	10.1	10.8	12.7	13.6	11.7	8.5

-71-
Table V, Cont.

$$b^I = 0$$

M(P) M(V)	6	7	8	9	10	11	12	13	14	15	16	17	18
e^I	5.54	6.49	7.44	8.39	9.34	10.29	11.24	12.19	13.14	14.09	15.04	15.99	16.94
000	7.0	9.8	13.7	16.5	16.9	16.5	15.5	14.1	14.6	15.0	15.7	14.7	12.7
010	7.3	10.2	14.4	17.7	18.7	16.9	15.3	14.1	13.5	14.1	15.3	15.0	13.8
020	8.3	10.9	14.9	19.8	20.9	19.2	17.5	16.5	15.7	16.2	17.7	18.3	18.3
030	9.2	11.7	16.1	21.2	23.7	23.3	22.6	22.4	20.5	20.8	22.8	24.1	26.6
040	10.1	12.6	17.3	22.8	26.8	28.1	28.4	29.3	26.7	26.4	28.3	29.7	29.7
050	11.2	13.4	17.4	23.3	29.0	32.3	33.8	35.0	31.1	29.4	30.3	29.9	32.1
060	11.0	13.6	17.9	22.8	28.3	32.7	33.8	34.4	29.6	26.6	25.2	24.1	25.0
070	10.7	12.8	16.4	20.5	25.4	27.9	28.8	27.6	23.0	19.2	17.2	16.7	16.7
080	9.5	11.7	14.9	17.6	20.2	21.5	20.5	19.0	15.2	12.7	11.4	10.7	10.6
090	8.7	10.4	12.6	14.0	15.8	16.0	14.5	12.7	9.9	8.6	8.0	7.9	7.7
100	8.1	9.6	11.2	11.8	12.5	12.1	10.5	9.3	7.7	6.9	6.5	6.8	7.2
110	7.5	8.8	10.2	11.1	11.4	10.2	8.7	8.2	7.5	7.2	7.0	7.6	7.7
120	7.5	8.8	10.4	11.4	11.8	10.4	9.1	9.3	8.8	8.8	8.7	9.4	9.6
130	7.6	9.3	11.2	13.2	14.0	12.5	11.3	12.0	12.6	12.5	12.1	11.9	11.4
140	7.8	9.6	12.4	16.3	18.0	16.5	15.5	16.7	17.7	17.8	16.0	13.9	11.9
150	7.9	10.2	13.7	19.5	23.7	22.3	21.8	23.6	25.0	23.4	18.6	14.2	10.4
160	7.9	10.6	14.6	21.8	28.7	28.1	28.0	29.3	30.0	26.6	18.9	12.9	8.2
170	7.9	10.6	14.6	21.8	29.6	31.9	32.2	32.9	32.9	26.8	18.2	11.9	7.7
180	8.4	10.4	13.2	19.5	27.4	31.9	33.8	35.4	34.0	27.1	18.4	12.2	8.0
190	9.0	10.1	11.6	16.0	22.8	29.6	34.6	36.3	34.4	28.4	20.8	15.5	10.9
200	9.9	10.1	10.6	13.7	19.3	27.7	35.2	38.4	36.0	33.3	27.8	22.8	17.8
210	11.3	10.4	10.1	12.1	17.5	26.9	37.1	42.2	41.5	40.9	37.8	35.8	34.0
220	12.7	11.2	10.4	12.3	17.8	28.7	40.5	47.7	50.6	53.6	52.1	54.0	58.1
230	14.2	12.6	11.9	13.9	19.3	32.3	45.7	55.9	60.3	64.5	66.6	69.7	76.7
240	14.8	13.9	13.9	16.3	23.1	36.5	52.0	61.4	66.0	72.4	72.1	76.6	83.9
250	14.7	15.2	16.6	19.3	26.3	40.2	55.4	63.7	70.0	71.4	70.5	72.0	73.8
260	14.2	15.7	17.9	21.4	28.8	41.5	53.8	63.1	66.7	66.6	63.2	61.6	63.5
270	12.5	14.7	18.3	21.6	27.7	39.2	51.4	60.1	62.9	61.3	58.8	55.3	48.9
280	11.2	13.4	16.8	19.5	24.4	35.4	47.7	56.7	59.6	60.1	57.6	51.2	44.1
290	9.8	12.2	15.2	16.8	20.4	30.4	42.9	54.0	59.6	62.2	60.5	53.8	42.5
300	9.2	11.0	13.4	14.2	17.3	26.9	38.9	50.8	58.7	63.8	65.9	57.1	47.8
310	8.6	10.4	12.2	12.6	15.2	24.0	34.6	45.8	55.4	63.1	65.9	56.3	40.6
320	7.6	9.6	12.1	12.5	14.3	21.7	30.0	39.0	46.6	53.6	56.2	48.7	37.2
330	7.5	9.6	12.1	12.8	14.3	19.8	25.8	30.4	35.8	41.2	43.1	35.8	26.6
340	7.2	9.4	12.2	13.7	15.1	18.5	21.3	22.6	25.4	27.7	29.1	24.3	19.6
350	6.7	9.4	13.2	14.9	15.8	17.3	17.5	17.1	17.9	19.4	20.3	17.5	14.9

Table 6
 $\overline{J_m(p)}$ as a Function of m

$\frac{p}{m}$	6	7	8	9	10	11	12	13	14	15	16	17	18
0	6.3	7.0	8.2	9.6	11.2	13.1	14.7	15.6	15.4	14.8	13.6	12.0	10.6
5	4.6	5.2	5.9	6.9	7.9	8.8	9.5	9.6	9.7	9.9	9.6	8.6	7.4
10	3.8	4.3	4.9	5.5	6.0	6.5	6.6	6.6	6.7	6.7	6.5	5.7	4.3
15	3.3	3.9	4.3	4.8	5.1	5.3	5.4	5.4	5.3	5.1	4.6	3.8	2.9
20	2.9	3.4	3.8	4.2	4.4	4.6	4.7	4.5	4.2	3.8	3.4	2.7	2.0
30	2.4	2.8	3.1	3.3	3.4	3.5	3.4	3.1	2.7	2.3	1.8	1.4	1.0
40	2.2	2.4	2.6	2.8	2.8	2.8	2.5	2.2	1.9	1.5	1.1	0.8	0.5
50	2.0	2.2	2.3	2.3	2.3	2.2	2.0	1.6	1.3	1.1	0.8	0.5	0.4
60	1.8	1.9	2.0	2.1	2.0	1.9	1.7	1.4	1.1	0.8	0.6	0.4	0.3
70	1.6	1.8	1.9	1.9	1.8	1.7	1.4	1.2	1.0	0.7	0.5	0.4	0.3
80	1.6	1.7	1.7	1.7	1.7	1.6	1.4	1.2	0.9	0.6	0.5	0.4	0.2
-2	6.7	7.3	8.4	10.0	11.6	13.1	14.7	15.6	15.8	15.0	13.8	12.5	10.8
-5	5.8	6.2	6.8	8.0	9.2	9.8	10.7	11.5	12.4	12.7	12.1	10.6	8.7
-10	4.6	4.9	5.3	6.0	6.8	7.2	7.8	8.5	9.1	9.3	8.5	7.3	6.3
-15	3.9	4.2	4.6	5.1	5.6	6.0	6.4	6.9	7.1	6.6	5.8	5.2	4.8
-20	3.1	3.5	3.9	4.3	4.7	5.1	5.3	5.2	4.9	4.4	3.7	2.7	1.9
-30	2.5	2.8	3.0	3.3	3.6	3.8	3.7	3.4	2.9	2.3	1.8	1.3	0.9
-40	2.1	2.4	2.6	2.7	2.9	2.9	2.8	2.5	2.1	1.6	1.1	0.8	0.5
-50	1.9	2.1	2.4	2.4	2.5	2.4	2.2	1.9	1.6	1.1	0.8	0.5	0.3
-60	1.9	2.1	2.1	2.2	2.2	2.1	2.0	1.6	1.2	0.9	0.6	0.4	0.2
-70	1.8	2.0	2.0	2.0	2.0	2.0	2.0	1.5	1.1	0.7	0.5	0.3	0.2
-80	2.0	2.0	1.9	2.0	2.0	1.9	1.8	1.5	1.0	0.7	0.4	0.3	0.2

Table 7
 $\overline{J_m(v)}$ as a Function of m

$\frac{m(p)}{m(v)}$	6	7	8	9	10	11	12	13	14	15	16	17	18
0	9.6	11.2	13.8	16.8	20.6	25.2	29.6	33.0	34.0	34.2	32.9	30.5	28.2
5	7.1	8.3	9.9	12.1	14.5	17.0	19.2	20.3	21.5	23.0	23.2	21.8	19.6
10	5.8	7.0	8.2	9.6	11.1	12.4	13.2	13.9	14.7	15.5	15.8	14.4	11.5
15	5.1	6.2	7.2	8.3	9.4	10.2	10.9	11.4	11.8	11.7	11.2	9.6	7.7
20	4.5	5.5	6.4	7.4	8.2	8.9	9.5	9.6	9.3	8.8	8.2	6.9	5.2
30	3.7	4.4	5.2	5.7	6.3	6.8	6.9	6.6	6.0	5.3	4.5	3.5	2.7
40	3.4	3.9	4.4	4.8	5.1	5.3	5.1	4.6	4.1	3.4	2.7	1.9	1.3
50	3.0	3.5	3.9	4.1	4.3	4.3	3.9	3.4	2.9	2.5	1.9	1.4	1.0
60	2.7	3.1	3.4	3.6	3.7	3.7	3.3	2.9	2.4	1.9	1.5	1.1	0.7
70	2.5	2.8	3.1	3.3	3.3	3.3	3.0	2.6	2.1	1.7	1.3	0.9	0.7
80	2.4	2.7	2.9	3.0	3.1	3.0	2.9	2.5	2.0	1.5	1.1	0.9	0.6
- 2	10.2	11.7	14.1	17.6	21.3	25.2	29.6	33.0	35.0	34.7	33.4	31.6	25.9
- 5	8.8	9.8	11.4	14.1	16.9	18.8	21.5	24.4	27.4	29.4	29.4	26.7	23.1
-10	7.0	7.8	8.9	10.6	12.5	13.8	15.7	17.9	20.1	21.6	20.6	18.6	16.6
-15	5.9	6.7	7.7	8.9	10.2	11.5	12.9	14.5	15.6	15.3	14.0	13.2	12.6
-20	4.7	5.6	6.6	7.6	8.7	9.7	10.7	11.0	10.7	10.2	9.0	6.8	5.1
-30	3.8	4.4	5.1	5.8	6.6	7.2	7.6	7.2	6.3	5.2	4.3	3.4	2.5
-40	3.3	3.8	4.3	4.8	5.3	5.6	5.7	5.3	4.6	3.6	2.7	2.0	1.4
-50	2.9	3.4	4.0	4.3	4.5	4.7	4.5	4.1	3.4	2.6	1.9	1.4	0.9
-60	2.9	3.3	3.6	3.8	4.0	4.1	3.9	3.5	2.7	2.0	1.4	1.0	0.6
-70	2.8	3.2	3.4	3.6	3.7	3.9	3.8	3.3	2.3	1.6	1.1	0.8	0.5
-80	2.9	3.1	3.3	3.4	3.6	3.7	3.6	3.1	2.2	1.4	1.0	0.7	0.4

Table 8

Differences (phot)

Elsässer-Haug minus Groningen 43

$\ell \begin{matrix} I \\ b^I \end{matrix}$	-15	-10	-5	-2	0	+5	+10	+15	Mean
0	-12	-6	-5	-36	-29	-2	+1	---	-13
10	0	6	-15	-39	-32	-5	-5	---	-13
20	3	17	-1	-49	-42	-14	---	---	-14
30	2	-11	-37	-59	-44	11	-7	-35	-22
40	--	-29	-51	-79	-54	39	8	-13	-26
50	-26	-17	-50	-95	-97	-14	5	0	-37
60	-29	-18	-11	-67	-74	-31	0	7	-28
70	-19	10	12	-22	-36	-7	7	6	-6
80	-14	0	-5	-30	-26	10	13	----	-7
90	-1	5	20	-1	0	41	21	----	+12
100	0	8	10	4	14	--	20	----	+9
110	9	-5	-14	-22	-12	-22	---	----	-4
120	---	5	-13	-10	-18	---	---	9	-5
130	---	---	---	-26	-28	18	17	8	-2
140	---	---	-15	-34	-47	1	8	7	-13
150	---	---	---	-41	-50	10	3	5	-15
160	---	4	-1	-37	-50	-22	-2	11	-14
170	10	11	-10	-45	-52	-27	-8	-6	-16
180	-2	-1	-17	-37	-47	-10	-5	-9	-16
190	-16	-15	-23	-23	-7	12	2	-10	-10
200	-26	-25	-39	-48	-39	8	4	-11	-22
210	-39	-46	-44	-66	-39	-11	-3	-6	-32
220	-31	-59	-97	-155	-134	-17	7	-10	-62
230	-14	-32	-74	-178	-165	-52	-24	----	-77
240	-18	-43	-98	-223	-226	-101	-38	-3	-94
250	-13	-18	-67	-178	-193	-86	-34	2	-73
260	-6	-14	-54	-141	-156	-76	-43	-8	-62
270	-15	-6	-61	-159	-182	-87	-54	-22	-73
280	-4	-15	-43	-126	-153	-85	-60	----	-69
290	1	1	-66	-143	-149	-58	-70	-46	-66
300	8	-11	-3	-133	-126	-43	-29	-26	-45
310	6	-3	-80	-131	-120	-34	-14	-5	-48
320	10	52	-6	-103	-81	-6	6	15	-18
330	12	71	95	-60	-52	-4	15	15	+12
340	1	22	21	-22	-32	9	9	----	+1
350	-7	4	6	-42	-39	-6	---	----	-14
Mean	-8	-5	-25	-74	-70	-18	-8	-5	-28

Table 9

Differences (vis)

Elsässer-Haug minus Groningen 43

ℓ^I	b^I	-15	-10	-5	-2	0	+5	+10	+15	Mean
0		-53	-13	-22	- 87	-108	+ 16	-99	-38	-50
10		-37	+24	-26	- 91	- 62	+ 52	-20	-	-45
20		-20	+23	-30	-106	- 81	- 23	-46	-90	-52
30		-36	-48	-108	-157	-108	+ 11	-35	-83	-73
40		-47	-62	-137	-236	-177	+ 2	-40	-58	-94
50		-52	-71	-123	-258	-252	- 66	-12	-11	-106
60		-53	-42	- 69	-173	-174	- 87	-16	+20	-74
70		-42	-14	- 9	- 84	- 83	- 13	+15	+ 8	-28
80		-32	-17	- 20	- 64	- 50	- 2	+23	+23	-17
90		-18	+ 8	+ 20	- 8	- 11	+ 30	+34	+26	+10
100		- 2	+14	+ 35	+ 21	+ 17	+ 42	+28	+16	+21
110		+13	+ 8	- 10	- 27	- 6	+ 47	+29	+13	+19
120		+43	+19	- 2	- 52	- 40	+ 14	+19	+ 6	+ 1
130		+21	+ 7	- 29	- 49	- 28	+ 26	+22	+19	- 1
140		+18	+ 3	- 31	- 82	- 65	- 15	+ 8	+16	-18
150		+10	+ 5	- 38	-106	-125	- 33	- 9	+ 7	-36
160		+ 6	+ 6	- 21	-119	-150	- 73	-20	- 2	-47
170		- 7	- 3	- 31	-109	-147	- 83	-37	-22	-65
180		-27	-13	- 58	-110	-109	- 19	-37	-34	-51
190		-38	-29	- 51	- 77	- 89	+ 3	-19	-41	-43
200		-60	-42	- 66	-133	-103	+ 6	- 8	-44	-56
210		-80	-93	-145	-199	-151	- 24	-33	-50	-97
220		-78	-128	-219	-358	-330	- 77	-53	-37	-160
230		-40	-100	-228	-479	-467	-173	-74	-31	-199
240		-38	-106	-247	-534	-538	-213	-82	-19	-222
250		-25	- 77	-188	-415	-455	-207	-81	- 9	-182
260		-14	- 44	- 69	-303	-368	-166	-76	-11	-131
270		-12	- 21	-121	-337	-383	-168	-93	-42	-147
280		- 6	- 4	- 64	-247	-282	-124	-116	-70	-114
290		+13	- 4	-108	-295	-322	-164	-108	-81	-134
300		- 6	- 28	- 42	-262	-318	- 96	-37	-35	-103
310		-23	- 21	-200	-300	-303	-121	-72	-29	-134
320		-37	+ 78	- 9	-227	-165	+ 76	+28	+18	-30
330		+15	+219	+259	-127	-125	+ 8	+21	+15	+36
340		-15	+ 45	+ 91	- 94	- 78	+ 46	-18	- 9	- 4
350		-26	+ 4	+ 37	-134	-107	- 43	- 8	-19	-37
Mean		-22	- 14	- 58	-178	-176	- 45	-28	-19	-68

Table 10
Mean Color Index

\bar{I} b	GR	EH	GR-EH	\bar{I} b	GR	EH	GR-EH	\bar{I} b	GR	EH	GR-EH
0	0.833	0.753	0.080	-2	0.832	0.748	0.084	0, -2	0.832	0.750	0.082
5	0.788	0.736	0.052	-5	0.806	0.770	0.036	5	0.797	0.753	0.044
10	0.778	0.689	0.089	-10	0.797	0.758	0.039	10	0.788	0.724	0.064
15	0.766	0.676	0.090	-15	0.786	0.710	0.076	15	0.776	0.693	0.083
20	0.760	0.640	0.120	-20	0.757	0.683	0.074	20	0.758	0.662	0.096
30	0.739			-30	0.731			30	0.735		
40	0.716			-40	0.716			40	0.716		
50	0.701			-50	0.704			50	0.702		
60	0.696			-60	0.694			60	0.692		
70	0.697			-70	0.685			70	0.691		
80	0.706			-80	0.689			80	0.698		

References

- [1] F. E. Roach, L. R. Megill, *Astrophys. J.* 133, 228 (1961).
- [2] P. J. van Rhijn, Groningen Publication No. 43 (1925).
- [3] F. E. Roach, H. B. Pettit, *Mém. Soc. Roy. Sci. Liège.* 12, 13 (1952).
- [4] F. E. Roach, H. B. Pettit, E. Tandberg-Hanssen and D. N. Davis,
Astrophys. J. 119, 253 (1954).
- [5] F. H. Sears, *Astrophys. J.* 61, 114 (1925).
- [6] H. Elsässer and U. Haug, *Z. Astrophys.* 50, 121 (1960).



THE NATIONAL BUREAU OF STANDARDS

The scope of activities of the National Bureau of Standards at its major laboratories in Washington, D.C., and Boulder, Colorado, is suggested in the following listing of the divisions and sections engaged in technical work. In general, each section carries out specialized research, development, and engineering in the field indicated by its title. A brief description of the activities, and of the resultant publications, appears on the inside of the front cover.

WASHINGTON, D.C.

Electricity. Resistance and Reactance. Electrochemistry. Electrical Instruments. Magnetic Measurements. Dielectrics.

Metrology. Photometry and Colorimetry. Refractometry. Photographic Research. Length. Engineering Metrology. Mass and Scale. Volumetry and Densimetry.

Heat. Temperature Physics. Heat Measurements. Cryogenic Physics. Equation of State. Statistical Physics.

Radiation Physics. X-ray. Radioactivity. Radiation Theory. High Energy Radiation. Radiological Equipment. Nucleonic Instrumentation. Neutron Physics.

Analytical and Inorganic Chemistry. Pure Substances. Spectrochemistry. Solution Chemistry. Analytical Chemistry. Inorganic Chemistry.

Mechanics. Sound. Pressure and Vacuum. Fluid Mechanics. Engineering Mechanics. Rheology. Combustion Controls.

Organic and Fibrous Materials. Rubber. Textiles. Paper. Leather. Testing and Specifications. Polymer Structure. Plastics. Dental Research.

Metallurgy. Thermal Metallurgy. Chemical Metallurgy. Mechanical Metallurgy. Corrosion. Metal Physics.

Mineral Products. Engineering Ceramics. Glass. Refractories. Enameled Metals. Crystal Growth. Physical Properties. Constitution and Microstructure.

Building Research. Structural Engineering. Fire Research. Mechanical Systems. Organic Building Materials. Codes and Safety Standards. Heat Transfer. Inorganic Building Materials.

Applied Mathematics. Numerical Analysis. Computation. Statistical Engineering. Mathematical Physics.

Data Processing Systems. Components and Techniques. Digital Circuitry. Digital Systems. Analog Systems. Applications Engineering.

Atomic Physics. Spectroscopy. Radiometry. Solid State Physics. Electron Physics. Atomic Physics.

Instrumentation. Engineering Electronics. Electron Devices. Electronic Instrumentation. Mechanical Instruments. Basic Instrumentation.

Physical Chemistry. Thermochemistry. Surface Chemistry. Organic Chemistry. Molecular Spectroscopy. Molecular Kinetics. Mass Spectrometry. Molecular Structure and Radiation Chemistry.

• Office of Weights and Measures.

BOULDER, COLO.

Cryogenic Engineering. Cryogenic Equipment. Cryogenic Processes. Properties of Materials. Gas Liquefaction.

Ionosphere Research and Propagation. Low Frequency and Very Low Frequency Research. Ionosphere Research. Prediction Services. Sun-Earth Relationships. Field Engineering. Radio Warning Services.

Radio Propagation Engineering. Data Reduction Instrumentation. Radio Noise. Tropospheric Measurements. Tropospheric Analysis. Propagation-Terrain Effects. Radio-Meteorology. Lower Atmosphere Physics.

Radio Standards. High Frequency Electrical Standards. Radio Broadcast Service. Radio and Microwave Materials. Atomic Frequency and Time Interval Standards. Electronic Calibration Center. Millimeter-Wave Research. Microwave Circuit Standards.

Radio Systems. High Frequency and Very High Frequency Research. Modulation Research. Antenna Research. Navigation Systems. Space Telecommunications.

Upper Atmosphere and Space Physics. Upper Atmosphere and Plasma Physics. Ionosphere and Exosphere Scatter. Airglow and Aurora. Ionospheric Radio Astronomy.



