

NIST-SP 1119 Volume II

Technical Study of the Sofa Super Store Fire - South Carolina, June 18, 2007 - Appendices



Nelson P. Bryner

Stephen P. Fuss

Bryan W. Klein

Anthony D. Putorti

NIST–SP 1119 Volume II

Technical Study of the Sofa Super Store Fire - South Carolina, June 18, 2007

Nelson P. Bryner
Stephen P. Fuss
Bryan W. Klein
Anthony D. Putorti

*Fire Research Division
Engineering Laboratory
National Institute of Standards and Technology*

March 2011



U.S. Department of Commerce
Gary Locke, Secretary

National Institute of Standards and Technology
Patrick D. Gallagher, Director

Disclaimer

Certain commercial entities, equipment, products, or materials are identified in this document in order to describe a procedure or concept adequately or to trace the history of the procedures and practices used. Such identification is not intended to imply recommendation, endorsement, or implication that the entities, products, materials, or equipment are necessarily the best available for the purpose.

Disclaimer

The policy of NIST is to use the International System of Units (metric units) in all publications. In this document, however, units are presented in metric units or the inch-pound system, whichever is prevalent to the discipline. Conversion tables are provided in this report.

National Institute of Standards and Technology NIST-SP
Natl. Inst. of Std., 738 pages (March 2011)
CODEN: XXXXXX NSPUE2

U.S. GOVERNMENT PRINTING OFFICE
WASHINGTON: 2008

For sale by the Superintendent of Documents, U.S. Government Printing Office
Internet: bookstore.gpo.gov — Phone: (202) 512-1800 — Fax: (202) 512-2250
Mail: Stop SSOP, Washington, DC 20402-0001

ABSTRACT

A fire occurred on the evening of June 18, 2007, in the Sofa Super Store in Charleston, SC. NIST analyzed the fire ground, consulted with other experts, and performed computer simulations of fire growth alternatives. Based on these analyses, the following sequence of events is likely to have occurred. A fire began in packing material and discarded furniture outside an enclosed loading dock area. The fire spread to the loading dock, then into both the retail showroom and warehouse spaces. During the early stages of the fire in the two latter locations, the fire spread was slowed by the limited supply of fresh air. This under-ventilation led to generation of a large mass of pyrolyzed and only partially oxidized effluent. The smoke and combustible gases flowed into the interstitial space below the roof and above the suspended ceiling of the main retail showroom. As this space filled with unburned fuel, the hot smoke also seeped through the suspended ceiling into the main showroom and formed a hot smoke layer below the suspended ceiling. Up to this time, the extent of fire spread into the interstitial space was not visible to fire fighters in the store. If the fire spread had been visible to the fire fighters in the store, it would have provided a direct indication of a fire hazard in the showroom. Meanwhile, the fire at the back of the main showroom and the gas mixture below the suspended ceiling were both still fuel rich. When the front windows were broken out or vented, the inflow of additional air allowed the heat release rate of the fire to intensify rapidly and added air to the layer of unburned fuel below the suspended ceiling enabling the ignition of the unburned fuel/air mixture. The fire swept from the rear to the front of the main showroom extremely quickly, and then into the west and east showrooms. Nine fire fighters were killed in the Sofa Super Store fire. Based on NIST's simulation of events, this report includes eleven recommendations to help mitigate such future losses.

Keywords: fire investigation, fire modeling, fire spread, fire sprinklers, furniture flammability, retail store fire, sprinklers

TABLE OF CONTENTS (VOL. I)

	Page
Abstract.....	v
List of Acronyms, Abbreviations, Units, and Conversion Factors	xi
Acknowledgments.....	xiv
Executive Summary	xv
 Chapter 1 Background	
1.1 Introduction.....	1-1
1.2 Description of the Building and Site.....	1-1
1.3 Combustible Material.....	1-23
1.4 Fire Control Provisions	1-29
1.5 Water Supply	1-29
1.6 History of the Building	1-30
1.7 Aerial Photography of the Sofa Super Store	1-35
1.8 References for Chapter 1.....	1-41
 Chapter 2 Description and Time Line of the Incident	
2.1 Introduction.....	2-1
2.2 Overview Narrative.....	2-2
2.3 Overall Incident Time Line	2-7
2.4 Fire Ignition, Growth, and Spread	2-11
2.5 Weather.....	2-17
2.6 References for Chapter 2	2-18
 Chapter 3 The Emergency Incident Response	
3.1 Introduction.....	3-1
3.2 Charleston Fire Department	3-2
3.3 Fire Services Response	3-4
3.4 Ventilation	3-17
3.5 Incident Command.....	3-17
3.6 Mutual Aid.....	3-18
3.7 References for Chapter 3.....	3-20

Chapter 4 **Computer Simulation Of Fire And Smoke Spread**

4.1	Introduction.....	4-1
4.2	NIST Fire Dynamics Simulator Overview.....	4-3
4.2	Baseline Simulation	4-12
4.4	Baseline Simulation With Sprinklers Added Inside the Loading Dock.....	4-29
4.5	Baseline With Front Windows Intact.....	4-37
4.6	Summary of Simulation Results.....	4-46
4.7	References for Chapter 4.....	4-60

Chapter 5 **Model Codes, Standards, And Practices**

5.1	Introduction.....	5-1
5.2	Code History	5-1
5.3	Model Code Analysis	5-2
5.4	Limiting Fire Spread in Large Furniture Display Areas	5-10
5.5	Code Comparison Tables.....	5-12
5.6	References for Chapter 5.....	5-31

Chapter 6 **Summary, Findings and Recommendations**

6.1	Summary of Technical Study.....	6-1
6.2	Findings	6-2
6.3	Recommendations for Improving Model Standards, Codes, and Practices	6-11
6.4	Research Recommendations and Other Appropriate Actions.....	6-14
6.5	References for Chapter 6	6-16

TABLE OF CONTENTS (VOL. II)

	Page
Abstract.....	v
List of Acronyms, Abbreviations, Units, and Conversion Factors	xi
Acknowledgments.....	xiv
 Appendix A Weather Data	
A.1 Weather Data	A-1
A.2 References for Appendix A	A-5
 Appendix B Overall Scene Photos	
B.1 Overall Scene Photos	B-1
 Appendix C Loading Dock Area	
C.1 Loading Dock Area Photos- Before Removal of Roof	C-1
C.2 Loading Dock Area Photos- After Removal of Roof	C-6
 Appendix D Main Showroom	
D.1 Main Showroom Exterior Photos – Before Removal of Wall and Roof.....	D-1
D.2 Main Showroom Exterior Photos – After Removal of Wall and Roof	D-11
 Appendix E West Showroom	
E.1 West Showroom Exterior Photos.....	E-1
E.2 West Showroom Interior Photos.....	E-16
 Appendix F East Showroom	
F.1 East Showroom Exterior Photos	F-1
F.2 East Showroom Interior Photos	F-11
 Appendix G Warehouse Photographs	
G.1 Warehouse Exterior Photos.....	G-1
G.2 Warehouse Interior Photos.....	G-15

Appendix H **Repair Shops**

H.1 Repair Shop Photos.....	H-1
-----------------------------	-----

Appendix I **Rear Wall Of Main Showroom**

I.1 Rear Wall of Main Showroom Photos	I-1
I.2 Rear of Main Showroom After Removal of Warehouse.....	I-12

Appendix J **Retail Merchandise Estimates**

J.1 Retail Merchandise	J-1
J.2 References for Appendix J.....	J-8

Appendix K **Computer Simulation of Fire and Smoke Spread**

K.1 Introduction	K-1
K.2 NIST Fire Dynamics Simulator Overview.....	K-3
K.3 FDS Incident Simulation Overview	K-6
K.4 Baseline Simulation	K-20
K.5 Baseline with Sprinklers Added on Loading Dock.....	K-42
K.6 Baseline with Front Windows Intact.....	K-52
K.7 Vertical Ventilation – Small Roof Vent.....	K-62
K.8 Vertical Ventilation – Large Roof Vent.....	K-72
K.9 Summary of Simulation Results.....	K-83
K.10 References for Appendix K	K-96

Appendix L **Computer Simulation Input Files**

L.1 Fire Dynamic Simulator Version 5.1.0	L-1
L.2 Sofa Store Base Case	L-2
L.3 Base Case with Sprinklers	L-120
L.4 Base Case with Windows Intact	L-122
L.5 Base Case with Windows Intact with Small Vent	L-123
L.6 Base Case with Windows Intact with Large Vent	L-124

Appendix M **Fire Inspection and Building Pre-Plan**

M.1 City of Charleston Fire Inspection	M-1
M.2 City of Charleston Fire Department Pre-Planning	M-3
M.3 City of Charleston Fire Department Pre-Planning Sketch.....	M-4

Appendix N Additional Aerial Images

N.1 Aerial Images	N-1
N.2 Top Down or Overhead Aerial Images	N-1
N.3 Angled or Oblique Aerial Images	N-15
N.4 References for Appendix N.....	N-24

Appendix O Additional Aerial Images

O.1 Roll-Down Doors	O-1
O.2 Warehouse Roll-Down Doors	O-3
O.3 Holding Area/Breezeway Roll-Down Doors	O-6
O.4 Holding Area/Loading Dock Roll-Down Door.....	O-12
O.5 Main Showroom/West Showroom Roll-Down Door.....	O-17
O.6 Main Showroom/East Showroom Roll-Down Door	O-34

Appendix P Loading Dock Fuels

P.1 Loading Dock Fuels.....	P-1
P.2 Hydrocarbon Solvents.....	P-1
P.3 Wood Framing	P-2
P.4 Wood Decking	P-3
P.5 Carpeting.....	P-3
P.6 References for Appendix P.....	P-4

Appendix Q Technical Reports, Media Articles, Web Pages, and Other

Resources

Q.1 Technical Reports.....	Q-1
Q.2 Media Articles	Q-1
Q.3 Web Pages	Q-4
Q.4 Other Resources	Q-5

LIST OF ACRONYMS, ABBREVIATIONS, UNITS, AND CONVERSION FACTORS

AHJ	Authority Having Jurisdiction
ASTM	American Society for Testing and Materials
ATF	Bureau of Alcohol, Tobacco and Firearms
BBC	Basic Building Code
CCSO	Charleston County Sheriffs Office
CSMO	City of Charleston Safety Management Division
CFD	computational fluid dynamics, and Charleston Fire Department
CPD	Charleston Police Department
DHS	Department of Homeland Security
EST	Eastern Standard Time
FDS	Fire Dynamics Simulator
FEMA	Federal Emergency Management Agency
HRR	heat release rate
IBC	International Building Code
IFC	International Fire Code
IC	Incident Command
ICC	International Code Council
IFSTA	International Fire Service Training Association
LLR	South Carolina Department of Labor, Licensing and Regulation
NFPA	National Fire Protection Association
NIOSH	National Institute for Occupational Safety and Health
NIST	National Institute of Standards and Technology
RTI	response time index
SBC	Standard Building Code
SFC	Standard Fire Code

t	time
TC	thermocouple
UL	Underwriters Laboratories
USC	United States Code
USFA	United States Fire Administration

Units

°C	degrees Centigrade
°F	degrees Fahrenheit
ft	feet
GJ	Gigajoule
gpm	gallons/minute
in	inch
kg	kilogram
kPa	kilopascal
kW	kilowatt
L	liter
m	meter
mm	millimeter
min	minute
MW	megawatt
psi	pounds/in ²
s	second
W	Watt
μm	micrometer

Conversion Factors

$$^{\circ}\text{F} = 1.8 \times ^{\circ}\text{C} + 32$$

$$1 \text{ foot} = 0.3048 \text{ m}$$

$$1 \text{ inch} = 2.54 \text{ cm}$$

$$1 \text{ m} = 3.281 \text{ ft}$$

$$1 \text{ mm} = 0.03937 \text{ in}$$

$$1 \text{ L} = 0.2642 \text{ gal}$$

$$1 \text{ kg} = 2.204 \text{ lb (mass)}$$

$$1 \text{ kg/m}^3 = 0.06243 \text{ lb/ft}^3$$

$$1 \text{ kPa} = 0.1450 \text{ psi}$$

$$1 \text{ kJ} = 0.9479 \text{ Btu}$$

$$1 \text{ kJ} = 1,000 \text{ J}$$

$$1 \text{ MJ} = 1,000,000 \text{ J}$$

$$1 \text{ GJ} = 1,000,000,000 \text{ J}$$

$$1 \text{ kJ/kg} = 0.4301 \text{ Btu/lb}$$

$$1 \text{ kJ/kg-}^{\circ}\text{C} = 0.2389 \text{ Btu/lb-}^{\circ}\text{F}$$

$$1 \text{ kW} = 3413 \text{ Btu/hr}$$

$$1 \text{ kW/m}^2 = 317.1 \text{ Btu/hr/ft}^2$$

$$1 \text{ kW/m}^2\text{-}^{\circ}\text{C} = 176.1 \text{ Btu/hr-ft}^2\text{-}^{\circ}\text{F}$$

$$1 \text{ W/m-}^{\circ}\text{C} = 0.5778 \text{ Btu/hr-ft-}^{\circ}\text{F}$$

$$1 \text{ kg} = 1000 \text{ g}$$

$$1 \text{ m} = 1000 \text{ mm}$$

$$1 \text{ }\mu\text{m} = 0.001 \text{ mm}$$

$$1 \text{ KW} = 1,000 \text{ W}$$

$$1 \text{ MW} = 1,000,000 \text{ W}$$

ACKNOWLEDGMENTS

The collaboration with the National Institute for Occupational Safety and Health, including Tim Merinar, Matt Bowyer, Jay Tarley, Dawn Castillo, and Robert Koedam, provided on-scene assistance, access to interviews, and support for computer fire model simulations. The cooperation of the Bureau of Alcohol Tobacco and Firearms, including John Golder, Chris Porreca, and David Sheppard provided on-scene assistance and discussions on computer simulations and fire origin and cause. The NIST team also held valuable discussions with Ken Farmer, Robert Neale, and Kenneth Kuntz of the Department of Homeland Security, United States Fire Administration, concerning previous large fire incidents. Lee Baughman of the South Carolina Department of Labor, Licensing, and Regulation provided access to the fire scene. The entire Charleston Fire Department is acknowledged for providing access to staff, fire stations, and fire apparatus to make possible this technical study. The Charleston Police Department provided access to scene photographs and videos. The on-scene assistance and discussion with City of Charleston Safety Management Division, Ted Austin, is also acknowledged. The City of Charleston Zoning Division, Edye Graves, provided background information on building codes for the City of Charleston.

A number of people from NIST assisted the official team members. Of particular note were David Stroup, Glenn Forney, and Anthony Hamins, who devoted considerable time on the fire scene documenting dimensions, materials of construction, and burn patterns. William Grosshandler, Anthony Hamins, and Richard Gann devoted significant time to reviewing and improving the report. The assistance of Adam Barowy and Jonathan Kent in improving the figures, slice files, and digital images was critical and much appreciated. The support that Kelly Opert provided for documenting the reports and media citation significantly improved the readability of the appendices. The energetic assistance of Sue Haga in formatting, assembling, and proofreading these two volumes is also gratefully acknowledged.

APPENDIX A. WEATHER DATA

A.1 WEATHER DATA

Local climatological data was obtained from the National Climatic Data Center [1] for the nearest weather monitoring station which was located at Charleston Air Force Base/International Airport. The Charleston International Airport at 5500 International Boulevard, Charleston, was approximately 13.6 km (8.5 miles) north of the Sofa Super Store.

The weather data was collected once an hour throughout the day. The data included sky conditions, visibility, temperatures, dew points, relative humidity, wind speed and wind velocity, barometric pressures and precipitation.

QUALITY CONTROLLED LOCAL
CLIMATOLOGICAL DATA
(may be updated)
HOURLY OBSERVATIONS TABLE
CHARLESTON AFB/INTERNATIONAL AIRPORT (13880)
CHARLESTON, SC
(06/2007)

National Climatic Data Center
Federal Building
151 Patton Avenue
Asheville, North Carolina 28801

Elevation: 39 ft. above sea level
Latitude: 32.899
Longitude: -80.041
Data Version: VER2

Date	Time (LST)	Station Type	Sky Conditions	Visibility (SM)	Weather Type	Dry Bulb Temp		Wet Bulb Temp		Dew Point Temp		Rel Humd %	Wind Speed (MPH)	Wind Dir	Wind Gusts (MPH)	Station Pressure (in. hg)	Press Tend	Net 3-hr Chg (mb)	Sea Level Pressure (in. hg)	Report Type	Precip. Total (in)	Altimeter (in. hg)
						(F)	(C)	(F)	(C)	(F)	(C)											
1	2	3	4	5	6	7	8	9	10	11	12	13	14	15	16	17	18	19	20	21	22	23
18	0056	11	CLR	10.00		74	23.3	71	21.8	70	21.1	87	6	200		30.04	0	000	30.08	AA		30.09
18	0156	11	CLR	10.00		74	23.3	71	21.8	70	21.1	87	3	140		30.03			30.08	AA		30.08
18	0256	11	CLR	10.00		73	22.8	71	21.6	70	21.1	90	3	190		30.03			30.07	AA		30.08
18	0356	11	CLR	7.00		72	22.2	70	21.1	69	20.6	90	0	000		30.02	7	006	30.06	AA		30.07
18	0456	11	CLR	9.00		73	22.8	71	21.6	70	21.1	90	5	230		30.03			30.08	AA		30.08
18	0556	11	FEW055	10.00		73	22.8	70	21.3	69	20.6	87	5	230		30.04			30.09	AA		30.09
18	0656	11	CLR	10.00		75	23.9	72	22.0	70	21.1	85	5	220		30.05	1	009	30.09	AA		30.10
18	0756	11	CLR	10.00		80	26.7	72	22.2	68	20.0	67	9	230		30.05			30.10	AA		30.10
18	0856	11	FEW035	10.00		83	28.3	73	22.7	68	20.0	61	9	240		30.05			30.10	AA		30.10
18	0956	11	FEW035	10.00		86	30.0	74	23.2	68	20.0	55	7	250		30.06	3	005	30.11	AA		30.11
18	1056	11	FEW045 SCT075	10.00		86	30.0	74	23.5	69	20.6	57	5	VR		30.06			30.10	AA		30.11
18	1156	11	SCT048 SCT095	10.00		88	31.1	75	23.8	69	20.6	53	6	VR		30.05			30.10	AA		30.10
18	1256	11	SCT045	10.00		90	32.2	76	24.5	70	21.1	52	6	VR		30.04	8	007	30.09	AA		30.09
18	1356	11	BKN046	10.00		91	32.8	76	24.6	70	21.1	50	3	VR		30.02			30.07	AA		30.07
18	1456	11	BKN046TCU	10.00		91	32.8	78	25.6	73	22.8	56	11	190		30.00			30.05	AA		30.05
18	1556	11	FEW045TCU	10.00		90	32.2	79	25.8	74	23.3	59	14	190	17	29.98	8	019	30.03	AA		30.03
18	1656	11	FEW045	10.00		89	31.7	78	25.3	73	22.8	59	11	180		29.98			30.03	AA		30.03
18	1756	11	FEW050	10.00		86	30.0	76	24.5	72	22.2	63	11	190		29.98			30.03	AA		30.03
18	1856	11	FEW070	10.00		82	27.8	74	23.6	71	21.7	69	9	190		30.00	3	005	30.05	AA		30.05
18	1956	11	CLR	10.00		79	26.1	75	23.8	73	22.8	82	10	190		30.02			30.07	AA		30.07
18	2056	11	CLR	10.00		78	25.6	75	23.6	73	22.8	85	10	200		30.05			30.09	AA		30.10
18	2156	11	FEW050	10.00		78	25.6	73	22.9	71	21.7	79	8	190		30.05	1	017	30.10	AA		30.10
18	2256	11	FEW070 BKN100	10.00		79	26.1	72	22.4	69	20.6	72	7	230		30.04			30.09	AA		30.09
18	2356	11	FEW110	10.00		78	25.6	73	22.9	71	21.7	79	8	210		30.03			30.08	AA		30.08

Dynamically generated Mon Jul 16 10:57:41 EDT 2007 via <http://cdo.ncdc.noaa.gov/qcld/QCLCD>

Figure A-1. Climatological data for Charleston International Airport on June 18, 2007.

QUALITY CONTROLLED LOCAL CLIMATOLOGICAL DATA (may be updated) NOAA, National Climatic Data Center Month: 06/2007											Station Location: CHARLESTON AFB/INTERNATIONAL AIRPORT (13880) CHARLESTON, SC Lat. 32.899 Lon. -80.041 Elevation(Ground): 39 ft. above sea level															
D a t e	Temperature (Fahrenheit)						Degree Days Base 65 Degrees		Sun		Significant Weather	Snow/Ice on Ground(In)		Precipitation (In)		Pressure(Inches of Hg)		Wind: Speed=mph Dir=tens of degrees								D a t e
	Max.	Min.	Avg.	Dep From Normal	Avg. Dewpt.	Avg Wet Bulb	Heating	Cooling	Sunrise LST	Sunset LST		1200 UTC	1800 UTC	2400 LST	2400 LST	Avg. Station	Avg. Sea Level	Resultant Speed	Res Dir	Avg. Speed	max		max			
												Depth	Water Equip	Snow Fall	Water Equip						Speed	Dir	Speed	Dir		
1	2	3	4	5	6	7	8	9	10	11	12	13	14	15	16	17	18	19	20	21	22	23	24	25	26	
18	92	70	81	3	70	74	0	16	0512	1931		0	M	0.0	0.00	30.03	30.08	5.9	20	7.2	17	200	14	190	18	

Figure A-2. Minimum, maximum, and average climatological data for Charleston International Airport on June 18, 2007.

QUALITY CONTROLLED LOCAL
CLIMATOLOGICAL DATA
(may be updated)
HOURLY REMARKS OBSERVATIONS TABLE
CHARLESTON AFB/INTERNATIONAL AIRPORT (13880)
CHARLESTON , SC
(06/2007)

Elevation: 39 ft. above sea level
Latitude: 32.899
Longitude: -80.041
Data Version: VER2

Date	Time	Remarks
18	0056	A02 SLP187 T02330211 10261 20233 50000 (AWS)
18	0156	A02 SLP185 T02330211 (AWS)
18	0256	A02 SLP184 T02280211 (AWS)
18	0356	A02 SLP181 T02220206 57006 (AWS)
18	0456	A02 SLP185 T02280211 (AWS)
18	0556	A02 SLP188 T02280206 (AWS)
18	0656	A02 SLP190 T02390211 10239 20211 51009 (AWS)
18	0756	A02 SLP193 T02670200 (BPN)
18	0856	A02 SLP193 T02830200 (BPN)
18	0956	A02 SLP196 T03000200 53005 (BPN)
18	1056	A02 SLP194 T03000206 (BPN)
18	1156	A02 SLP193 T03110206 (BPN)
18	1256	A02 SLP189 T03220211 10322 20244 58007 (BPN)
18	1356	A02 SLP182 T03280211 (BPN)
18	1456	A02 SLP176 TCU E T03280228 (BPN)
18	1556	A02 SLP170 TCU NE T03220233 58019 (WVD)
18	1656	A02 SLP168 CB DSNT N AND NE T03170228 (WVD)
18	1756	A02 SLP168 CB DSNT N T03000222 (WVD)
18	1856	A02 SLP175 T02780217 10333 20278 53005 (WVD)
18	1956	A02 SLP182 T02610228 (WVD)
18	2056	A02 SLP190 T02560228 (WVD)
18	2156	A02 SLP192 T02560217 51017 (WVD)
18	2256	A02 SLP190 T02610206 (WVD)
18	2356	A02 SLP187 T02560217 403330211 (AWS)

Dynamically generated Mon Jul 16 10:59:19 EDT 2007 via <http://cdo.ncdc.noaa.gov/qcld/QCLCD>

Figure A-3. Hourly remarks for climatological data for Charleston International Airport on June 18, 2007.

A.2 REFERENCES FOR APPENDIX A

- [1] <http://cdo.ncdc.noaa.gov/gcldc/QCLCD>

APPENDIX B. OVERALL SCENE PHOTOS

B.1 OVERALL SCENE PHOTOS

A limited series of photographs were combined to provide panoramic images. These images allow an overall perspective, but the process of combining separate images can introduce some distortion into a panoramic image. For example, the image below shows the east side of the warehouse and was a combination of three separate photographs. Although this provides an overall perspective of the collapsed warehouse, the chain link fences, one of the left and another on the right, appear to be almost parallel in this panoramic image. In reality, the two fences intersected at 90 degrees; this is the type of distortion which can occur as multiple images are combined.



Figure B-1. Combining multiple images into a single panoramic image can introduce distortions.

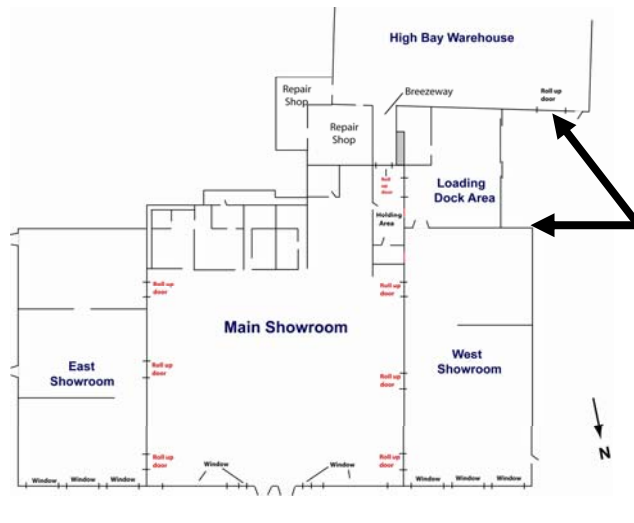


Figure B-2. Loading dock area.



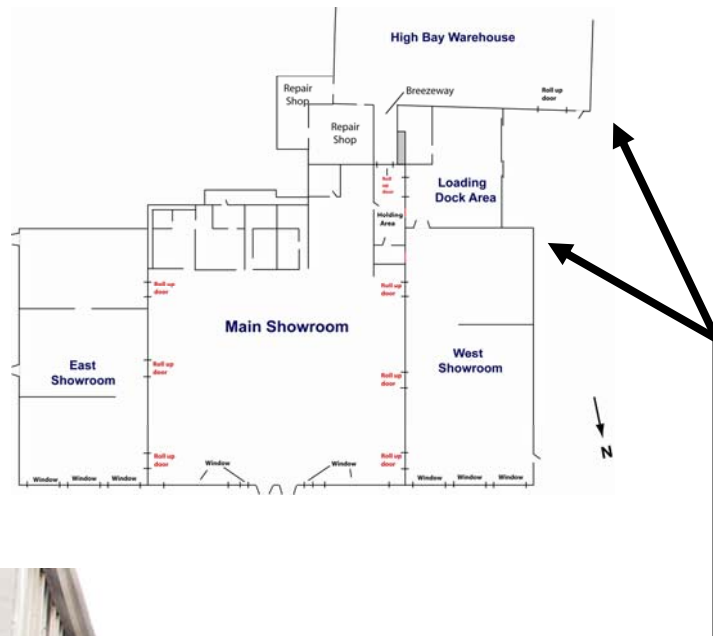


Figure B-3. Loading dock area looking toward warehouse.



NIST Photograph

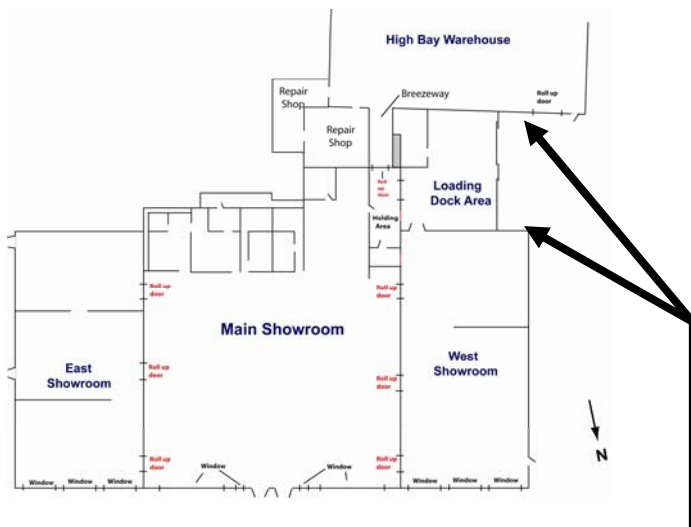


Figure B-4. Loading dock area looking toward open roll-down door into holding area.



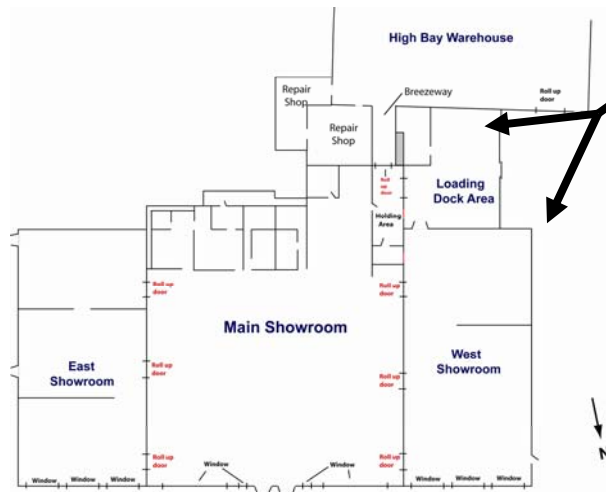


Figure B-5. Loading dock area looking towards rear of west showroom.



Figure B-6. Loading dock area looking toward corner of west showroom and main showroom.

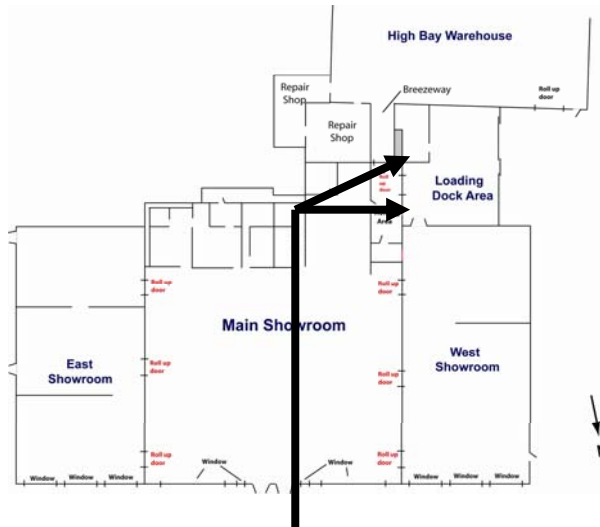


Figure B-7. Loading dock area looking along rear wall of west showroom.



NIST Photograph

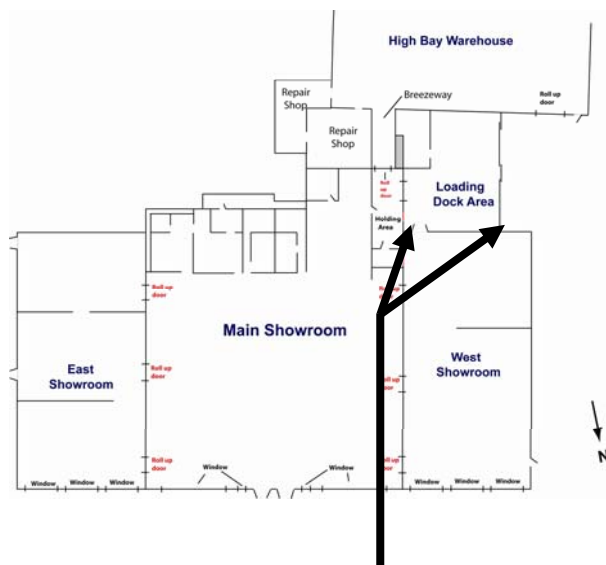
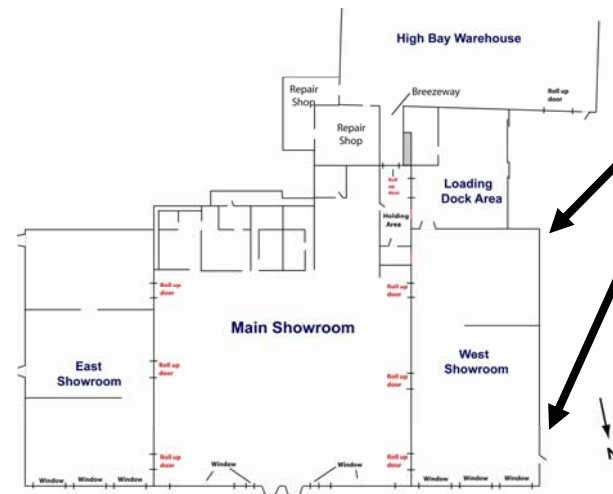


Figure B-8. Loading dock area looking toward warehouse.





Figure B-9. West wall of west showroom.



**Figure B-10. Rear wall of west showroom.
Double steel doors visible in left of photograph.**



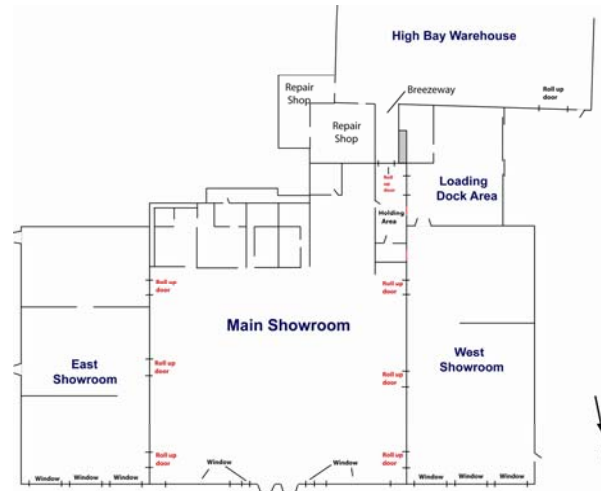


Figure B-11. Front of store after removal of west showroom roof and façade.





Figure B-12. Interior of west showroom looking toward front of store.

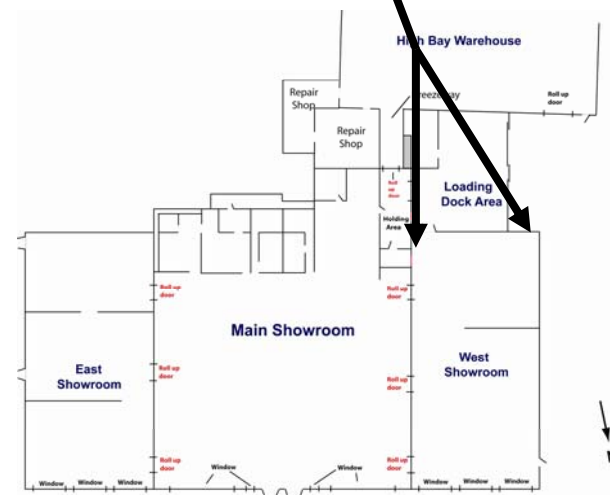




Figure B-13. Interior of west showroom looking toward front of store.

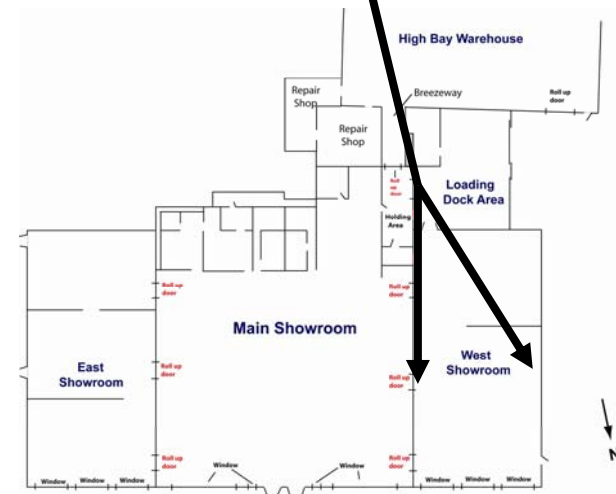


Figure B-14. Front of west showroom.

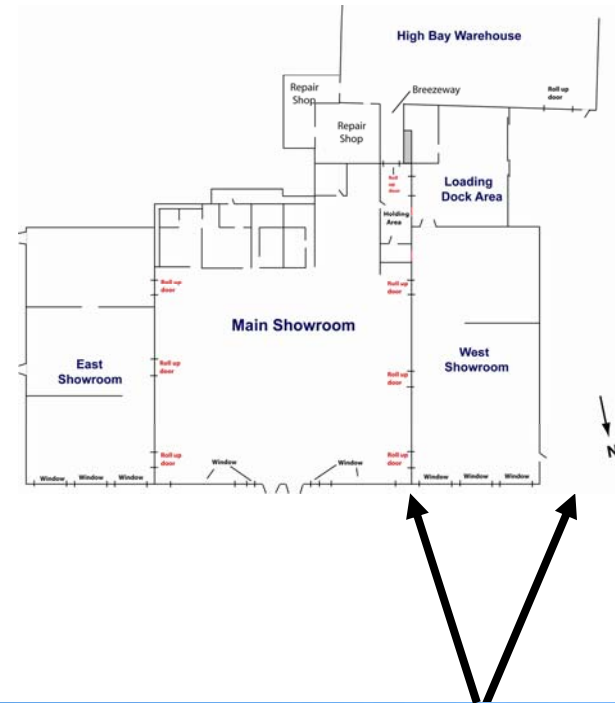


Figure B-15. Interior of main showroom looking toward east, rear, and west of showroom.

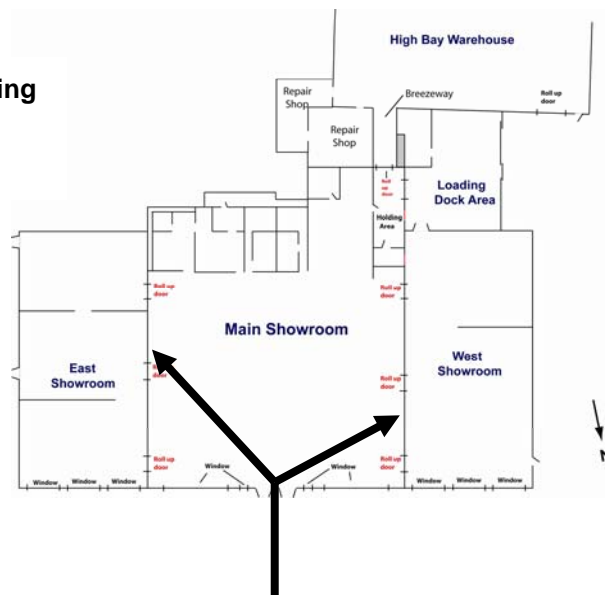


Figure B-16. Interior of main showroom looking toward front, east, and rear of the showroom.

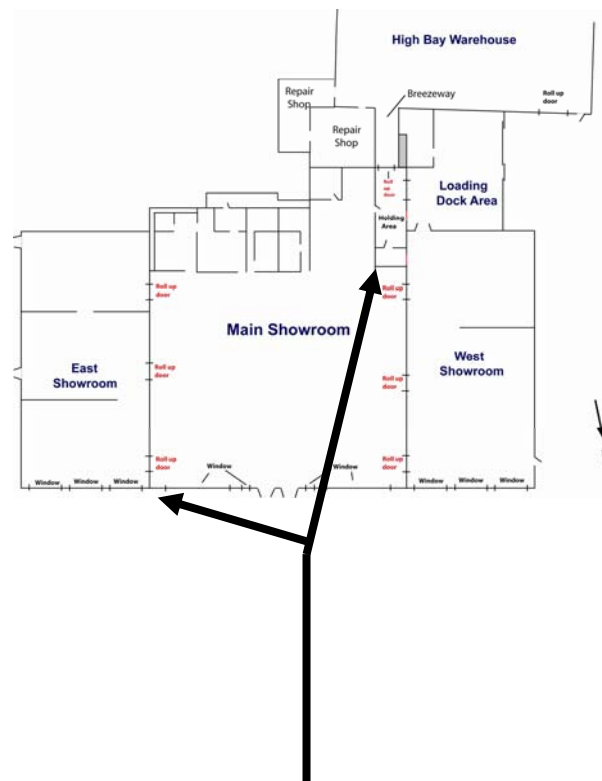




Figure B-17. Interior of main showroom looking toward west, front, and east of the showroom.

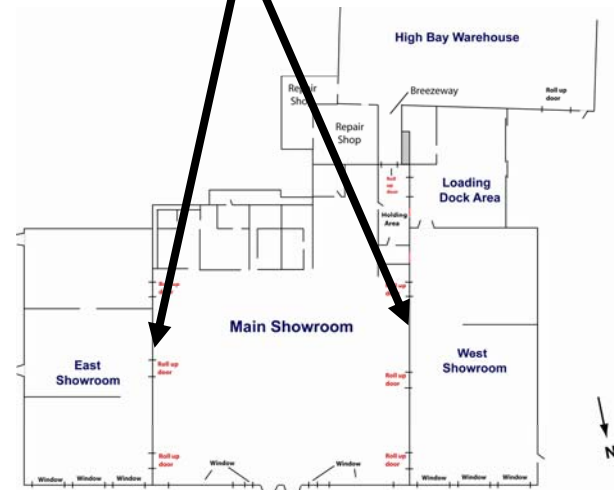




Figure B-18. East wall of warehouse looking toward loading dock.

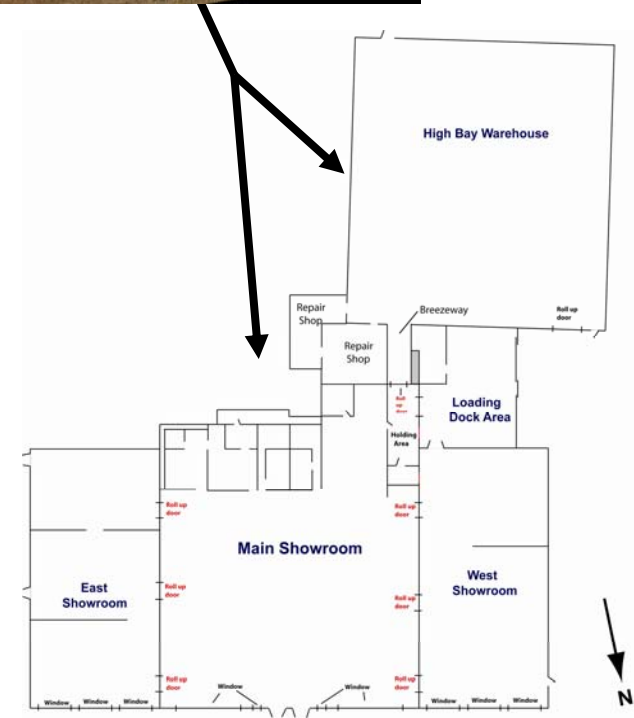
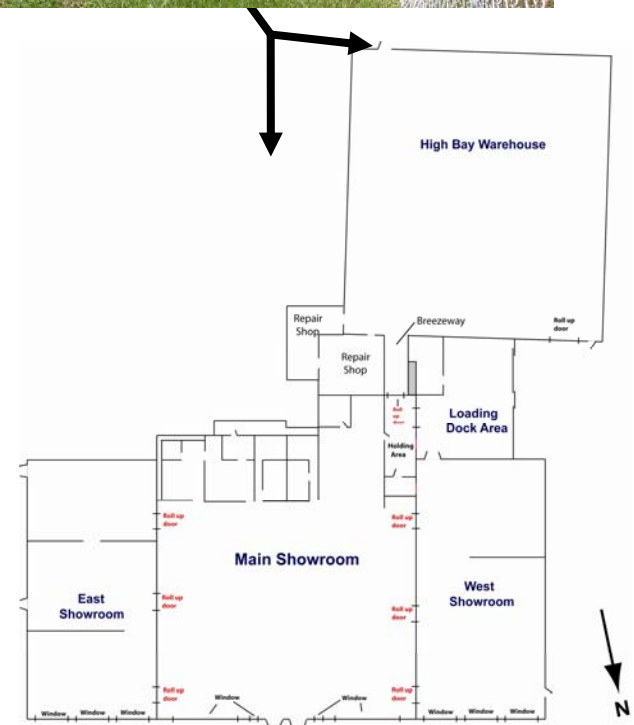




Figure B-19. South and east walls of warehouse looking toward loading dock.



APPENDIX C. LOADING DOCK AREA

C.1 LOADING DOCK AREA PHOTOS – BEFORE REMOVAL OF ROOF

A limited series of photographs were obtained before the roof was removed from the enclosed loading dock area. The roof was lifted off the dock area for safety reasons. Another series of photographs were taken after removal of the roof.

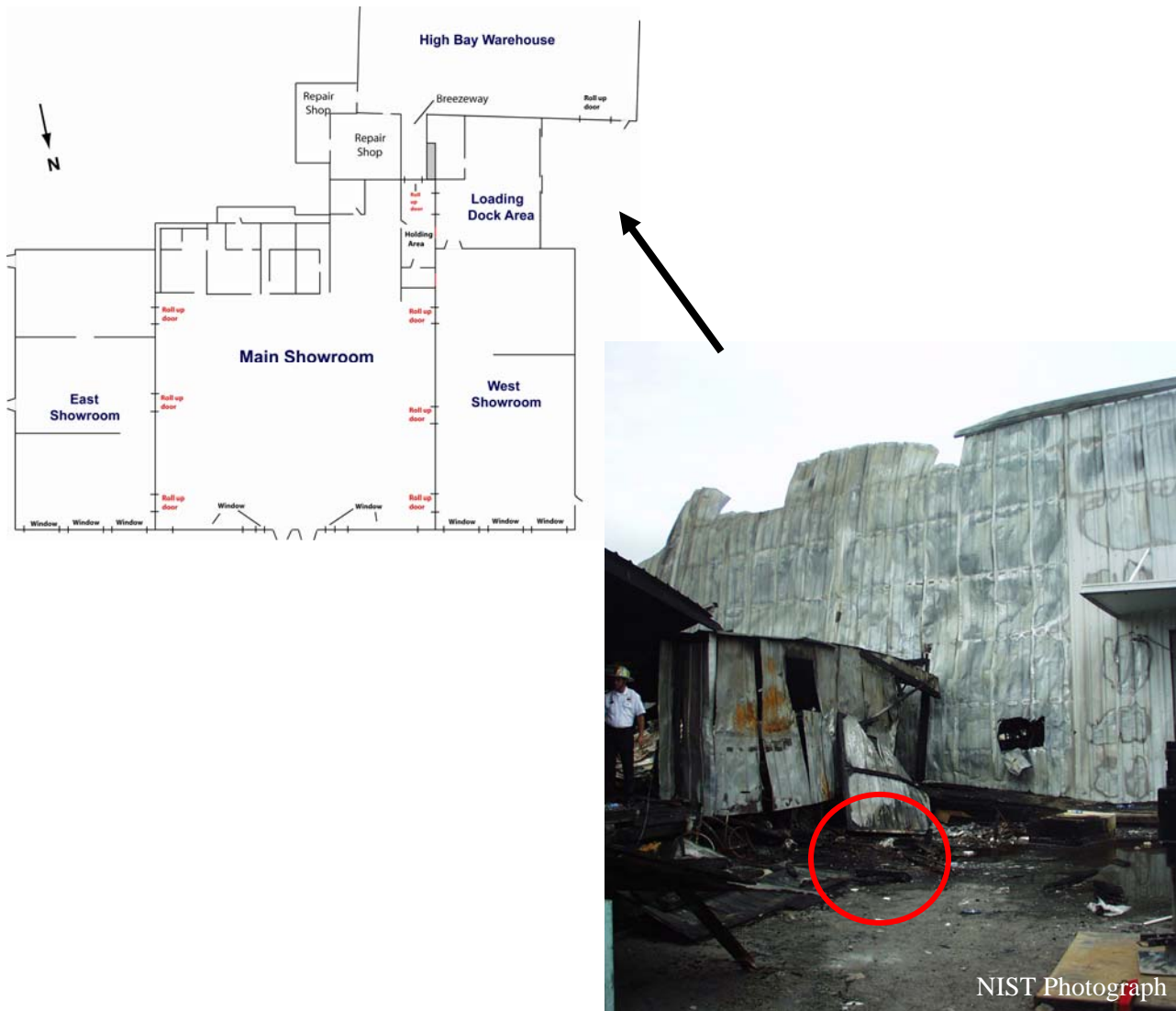


Figure C-1. West wall of loading dock area intersecting north wall of distribution warehouse. Fire ignited in pile of trash outside loading dock (within red circle).



Figure C-2. West wall of loading dock intersecting with rear wall of west showroom.

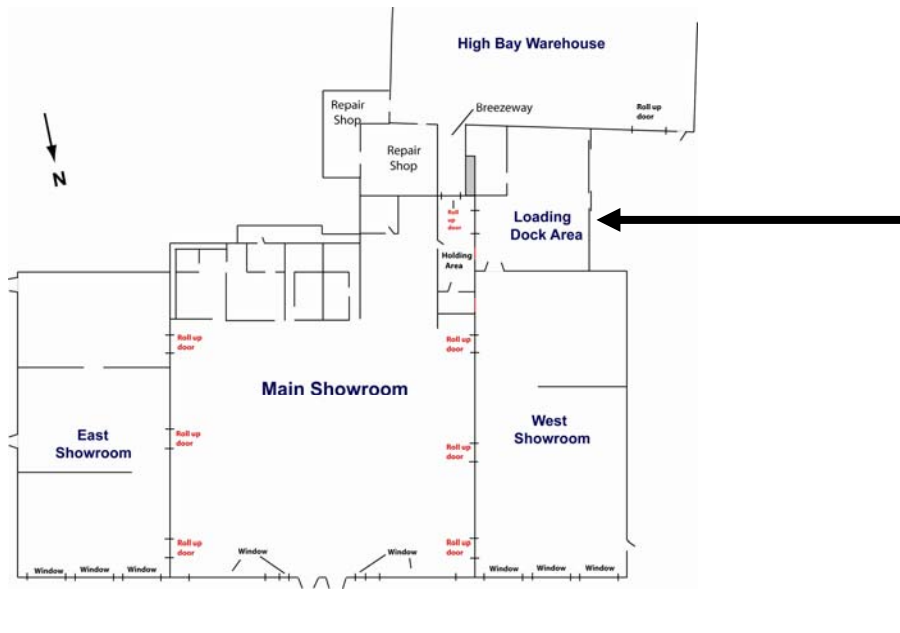


Figure C-3. Remains of center portion of west wall of loading dock. Line of studs on right supported 2.7 m (9 ft) high section while line of studs in left center of image supported 3.7 m(12 ft) high section.

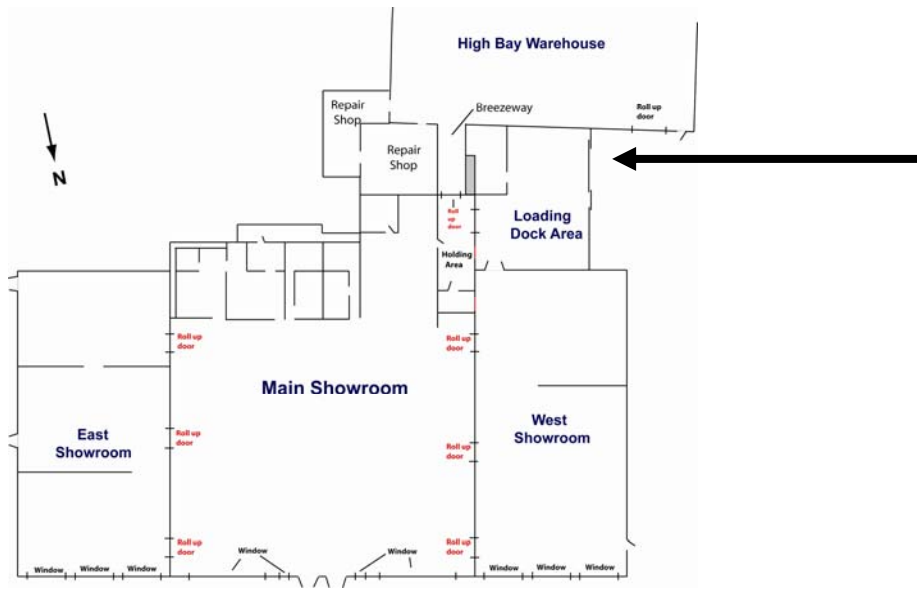


Figure C-4. Right side of west wall of loading dock. Inclined ramp led from warehouse loading dock. Fire ignited in pile of trash outside loading dock (within red circle).



Figure C-5. Left center portion of west wall of loading dock.

C.2 LOADING DOCK AREA PHOTOS- AFTER REMOVAL OF ROOF

After the roof was removed from the enclosed loading dock area, west showroom, and the rear of the main showroom, additional photographs were obtained.

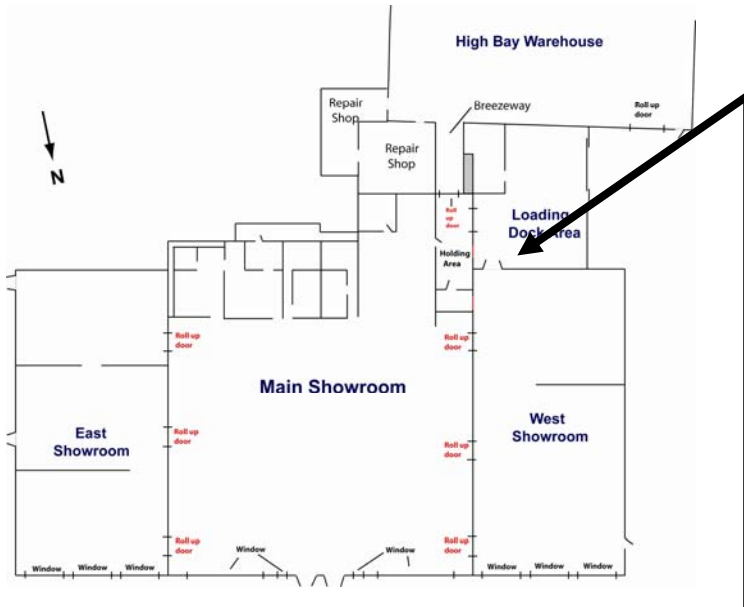


Figure C-6. Inside loading dock area, rear wall of west showroom intersects east wall of loading dock area.

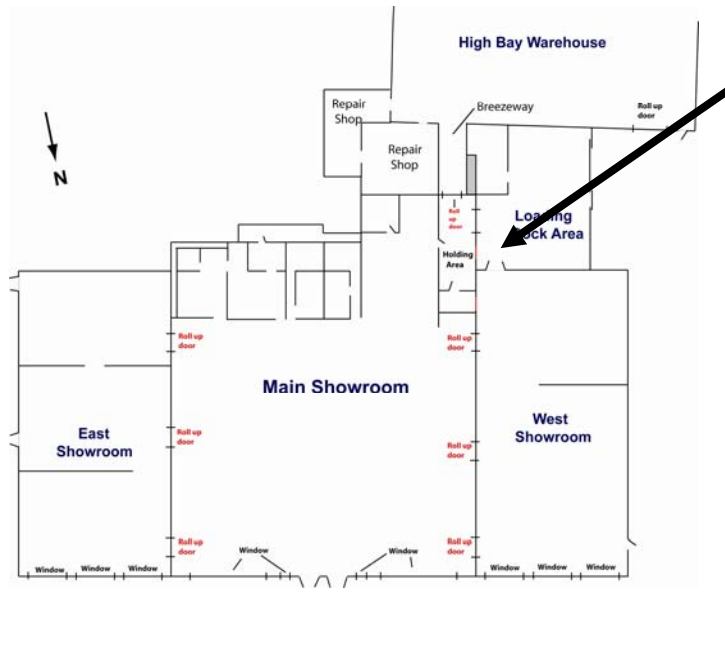


Figure C-7. Rear wall of west showroom intersects rear wall (east wall) of loading dock area.

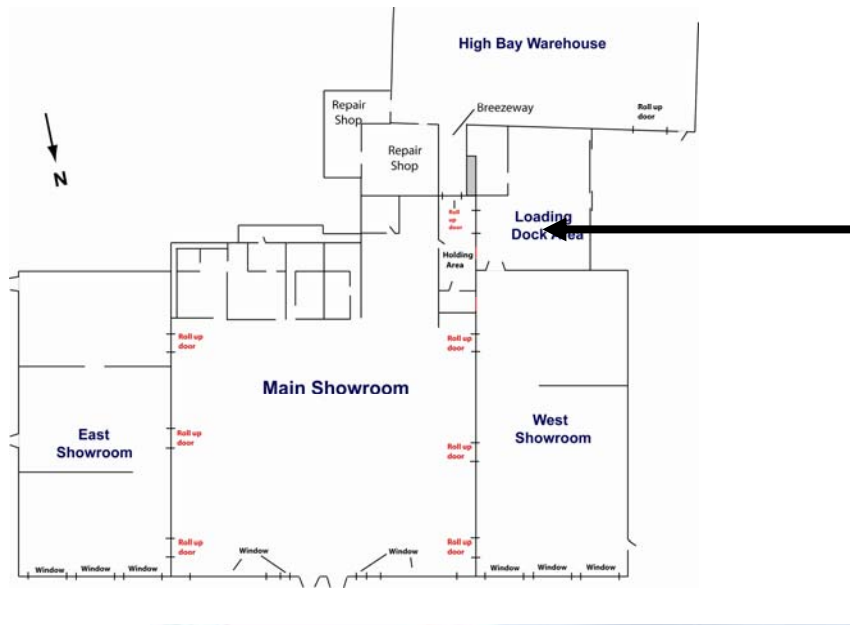


Figure C-8. Rear (east) wall of loading dock area shared with west wall of main showroom.

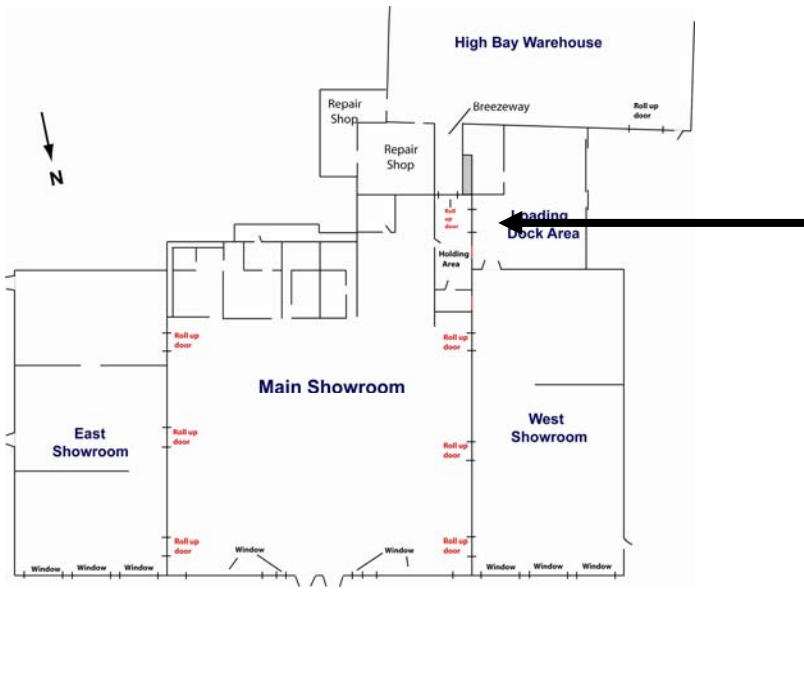


Figure C-9. Non-fire roll-down door between loading dock and holding area as viewed from loading dock.

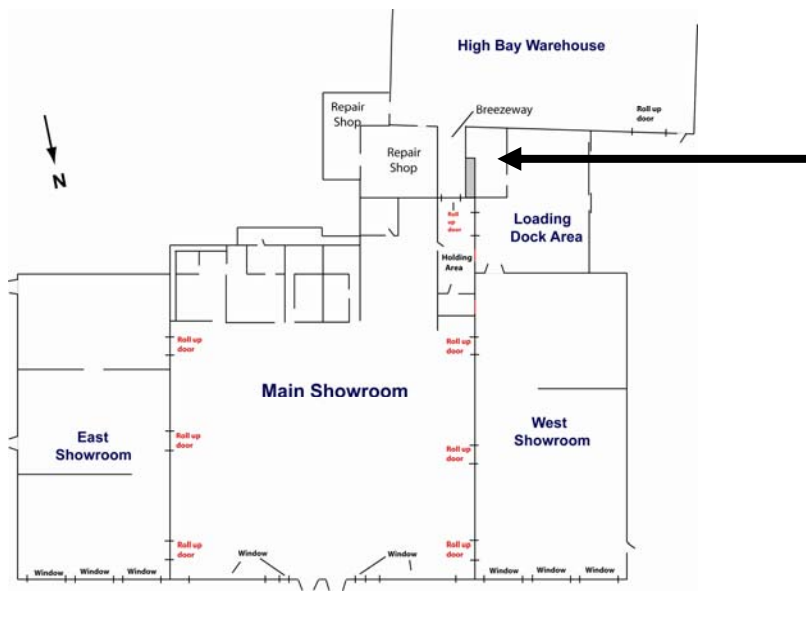


Figure C-10. Rear wall of loading dock area adjacent to holding area. Metal clad breezeway led from rear of holding area to distribution warehouse.

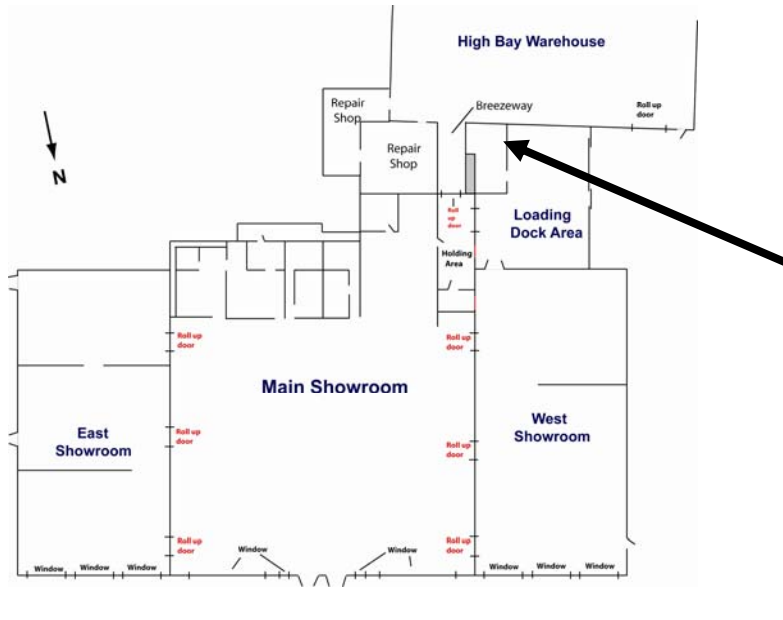


Figure C-11. Rear (east) wall of loading dock area/metal breezeway wall intersect with north wall of warehouse.

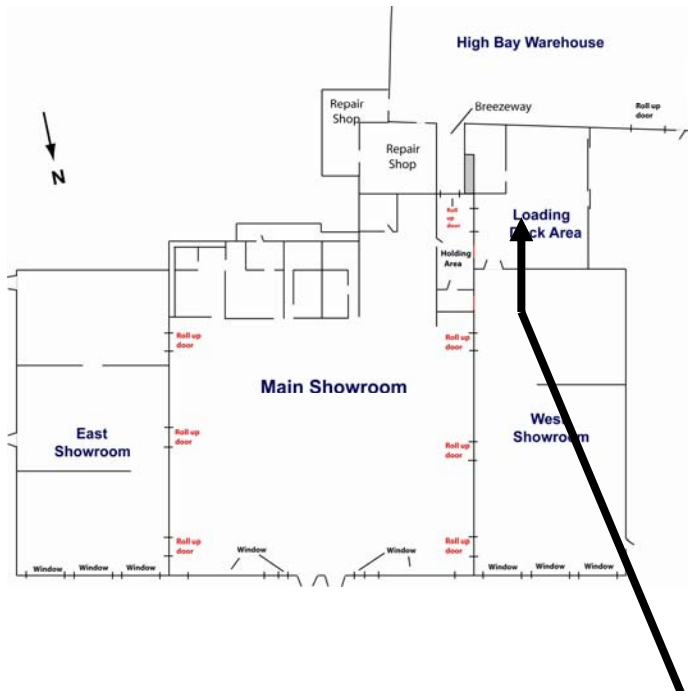


Figure C-12. North wall of warehouse was also south wall of loading dock area.

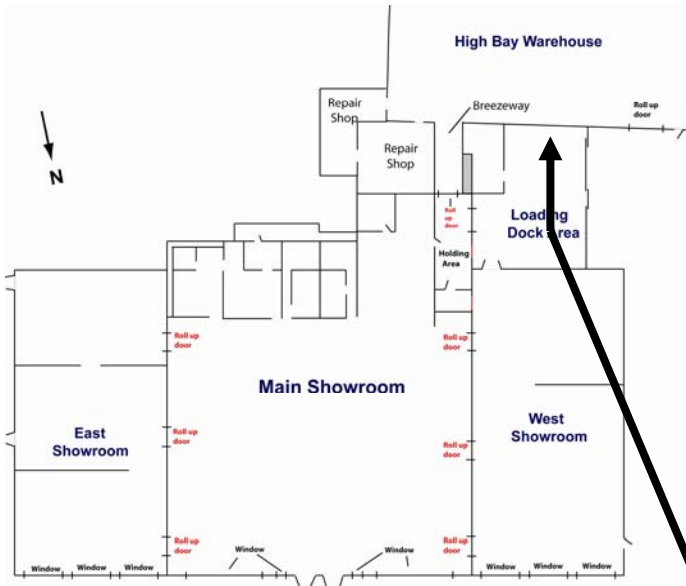


Figure C-13. North wall of warehouse was also south wall of loading dock area.

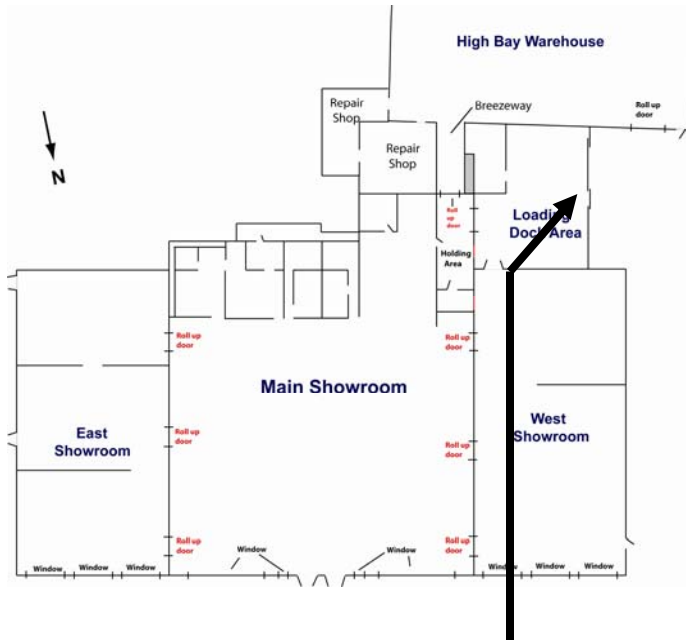
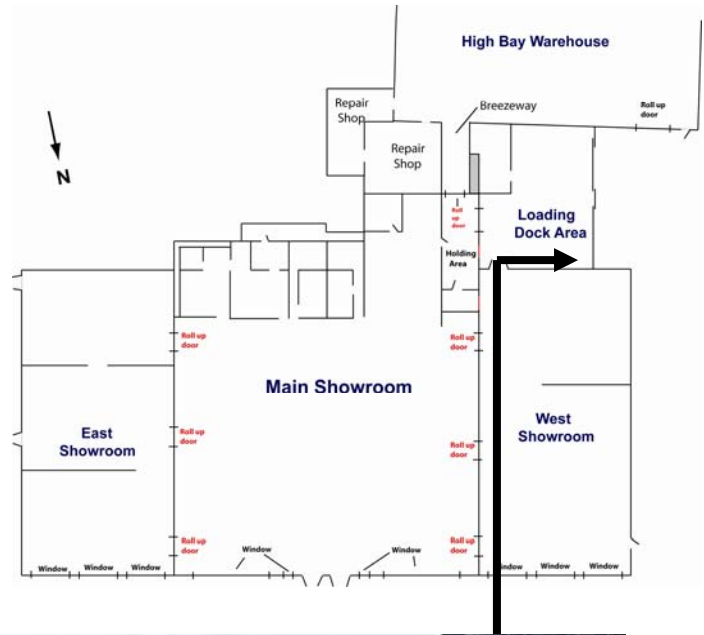


Figure C-14. Loading dock area in foreground and warehouse loading area in background.



NIST Photograph

Figure C-15. Loading dock floor in foreground. Rear wall of west showroom on right of photograph. Darker section of rear wall was inside the enclosed loading dock area. Lighter portion of wall was outside enclosed loading dock.

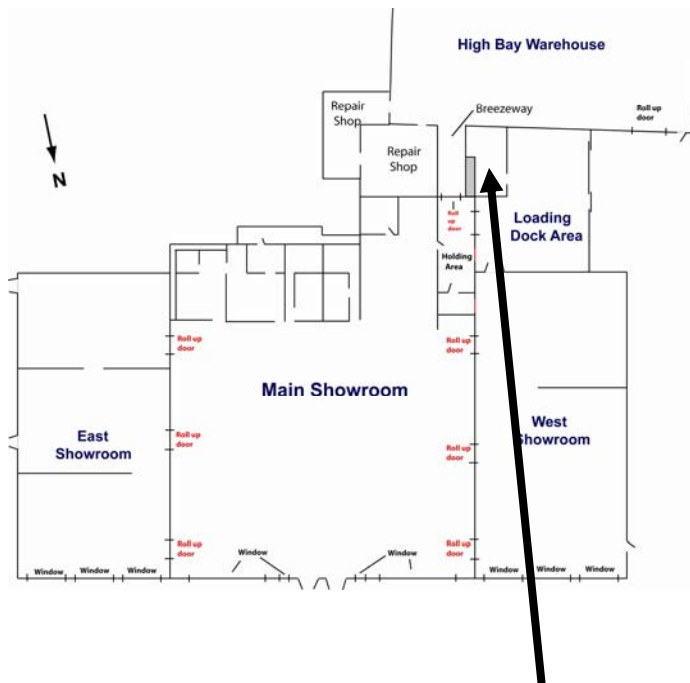


Figure C-17. Intersection of metal clad breezeway wall and north wall of warehouse.

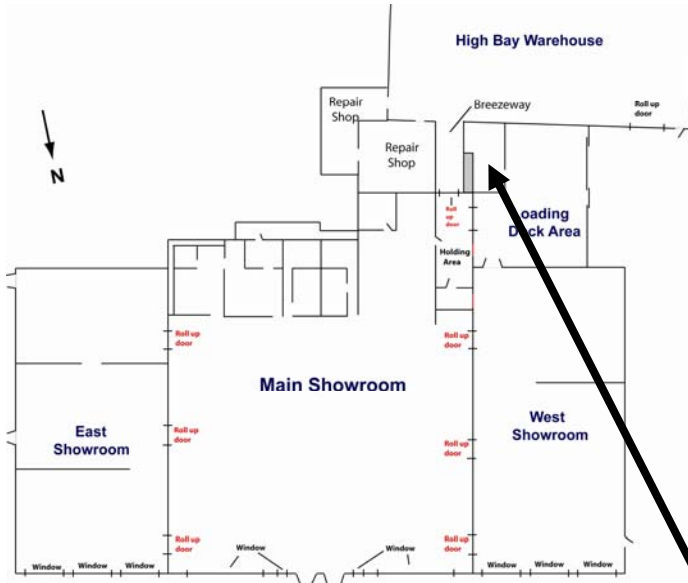


Figure C-18. Intersection of breezeway wall and north wall of warehouse. Heat pumps were located in small courtyard area between loading dock and breezeway wall. Gallon containers of hydrocarbon solvent can be seen at base of breezeway wall.

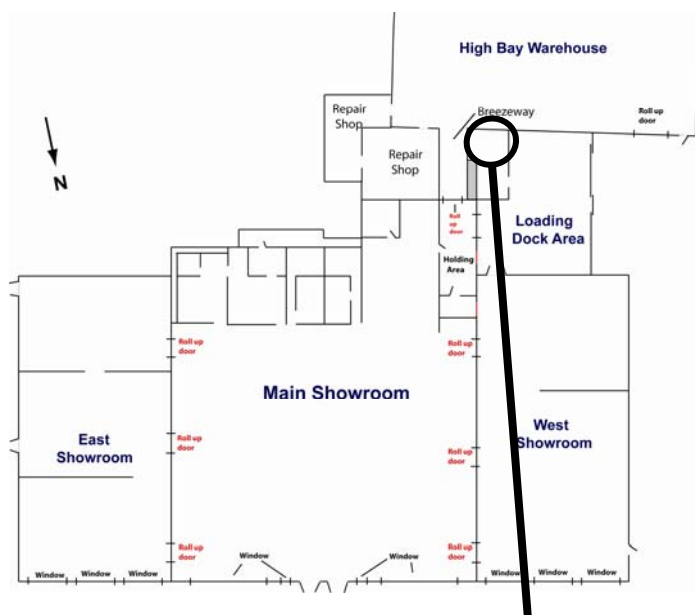


Figure C-19. Close up photograph of some of the solvent containers in rear of loading dock.

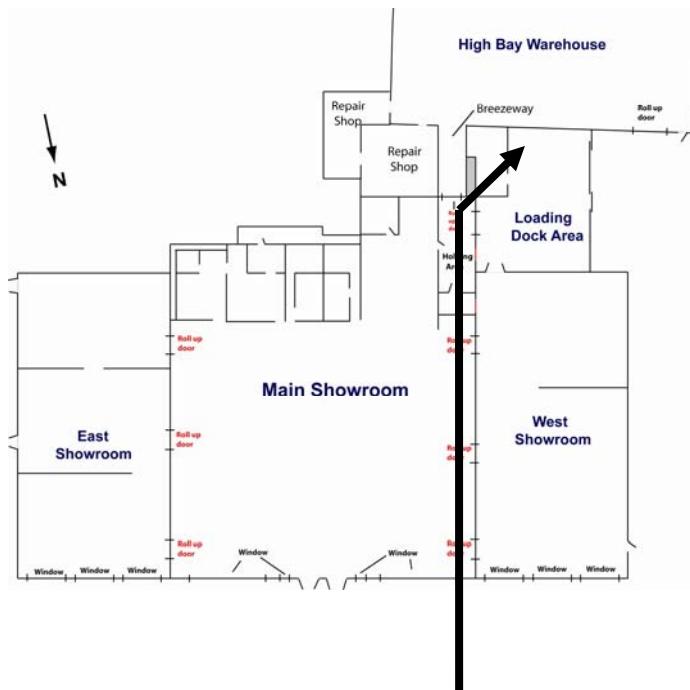


Figure C-20. North wall of warehouse adjacent to loading dock area.

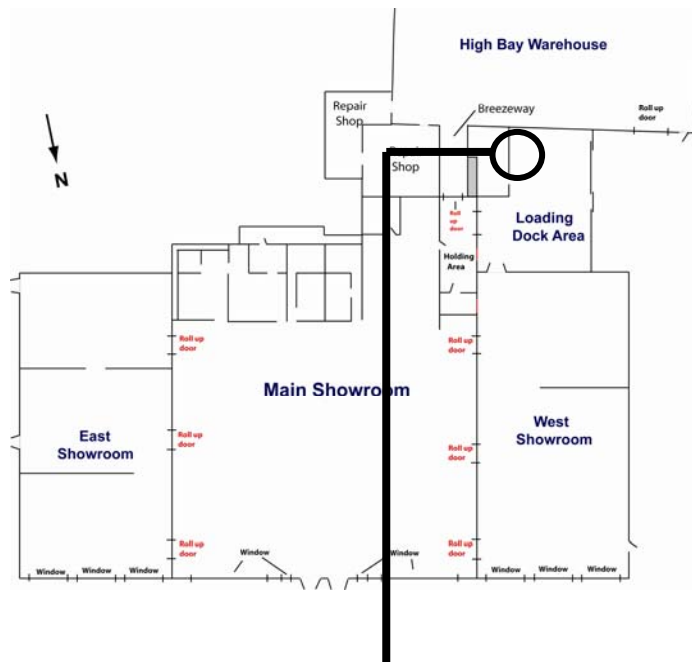


Figure C-21. Floor of enclosed loading dock near warehouse wall.

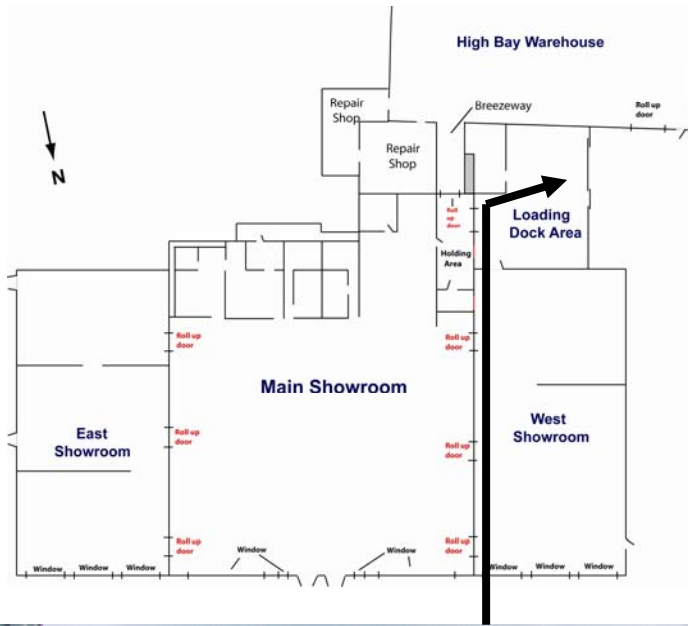


Figure C-22. View of loading area from loading dock. Warehouse loading door is in left of photograph.



Figure C-23. Floor of enclosed loading dock near rear of west showroom.

APPENDIX D. MAIN SHOWROOM

D.1 MAIN SHOWROOM EXTERIOR PHOTOS - BEFORE REMOVAL OF WALL AND ROOF

A limited series of photographs were obtained of the front (north) and rear (south) walls of the main showroom before the collapsed façade was removed from the front of the store.

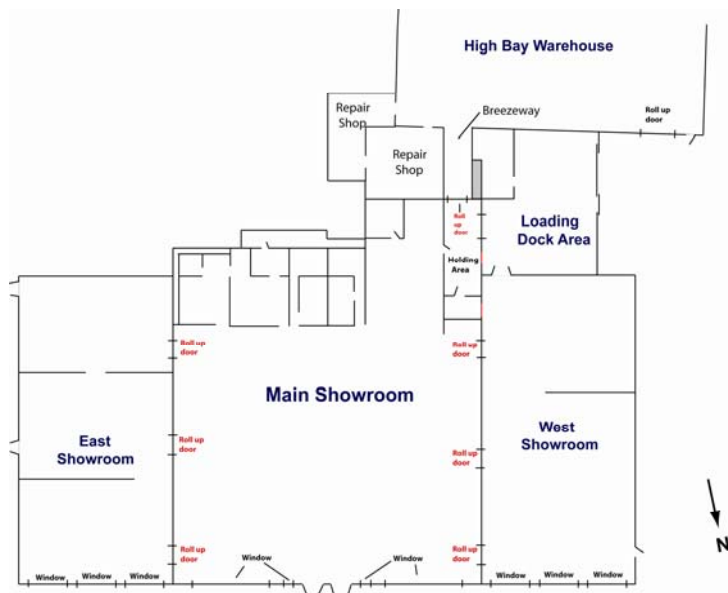


Figure D-1. Front of store looking from front parking lot.

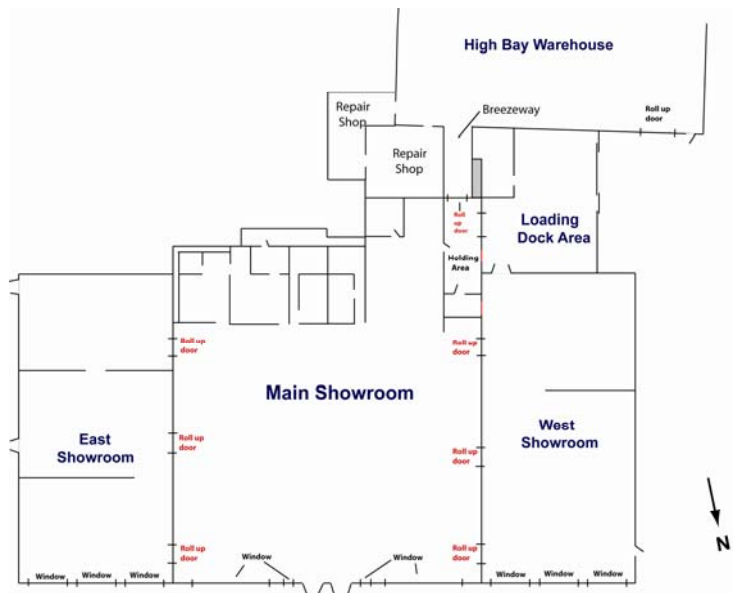
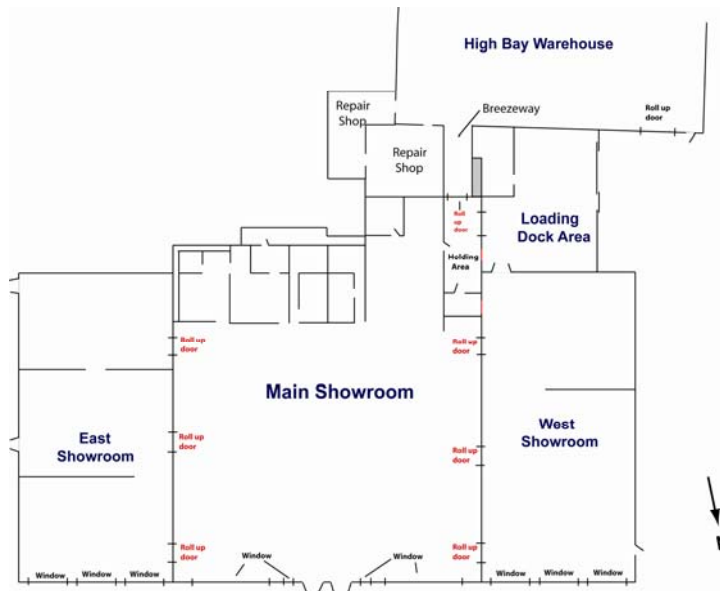


Figure D-2. Front of main showroom. Façade and parapet wall of main showroom collapsed into parking spaces.



NIST Photograph

Figure D-3. Front of main showroom. Facade and parapet wall of main showroom collapsed into parking spaces.

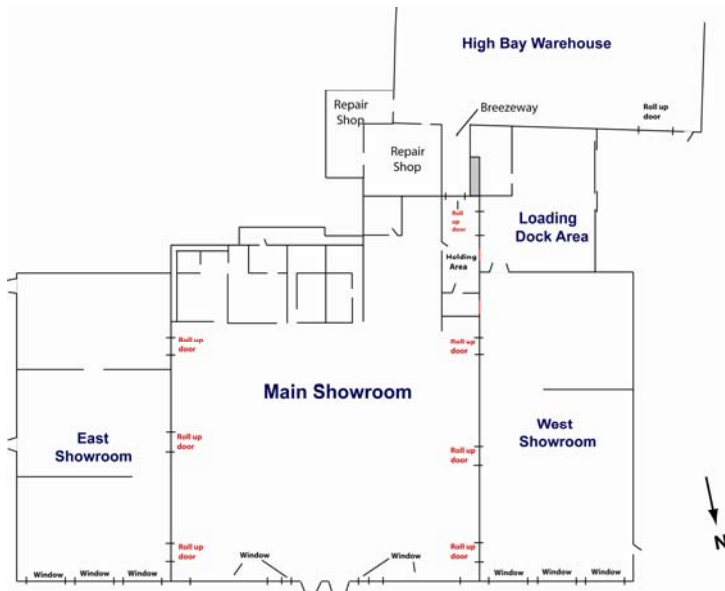


Figure D-4. Front of main showroom looking towards east showroom.



Figure D-5. Rear of main showroom.

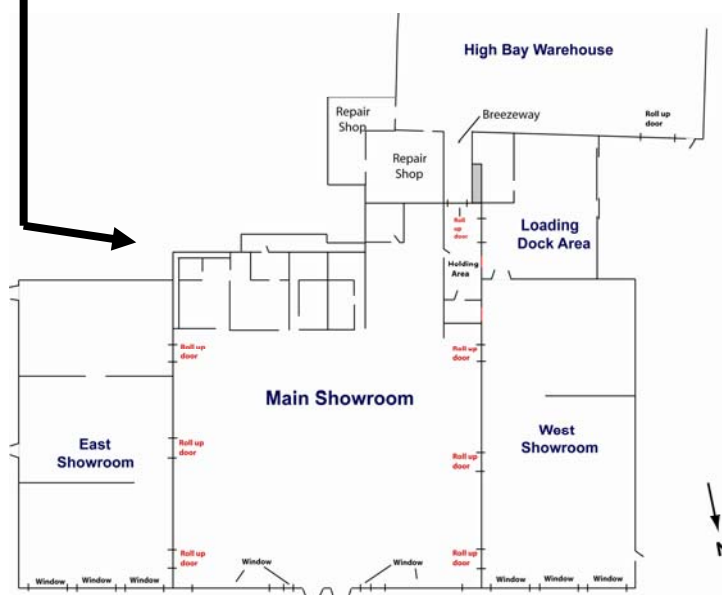




Figure D-6. Rear of main showroom.

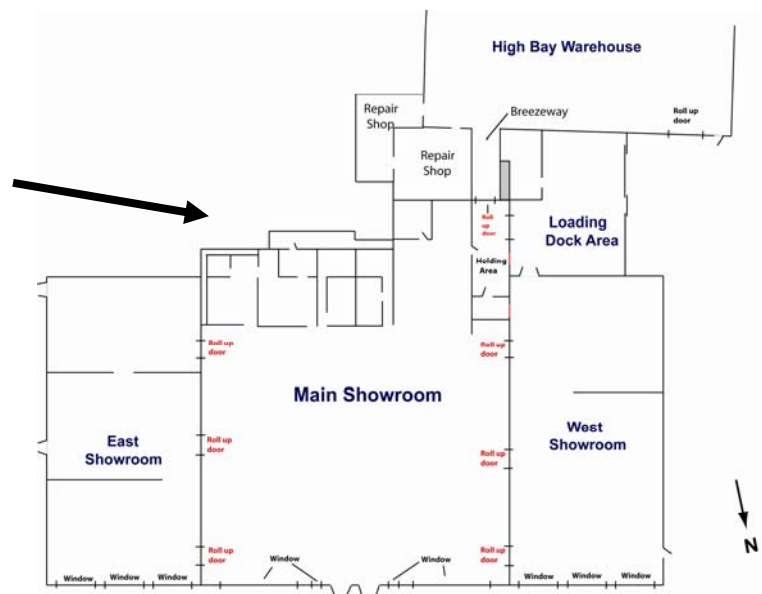




Figure D-7. Rear of main showroom. Openings in original wall have been filled in with concrete masonry blocks.





Figure D-8. Area behind main showroom. Rear wall of main showroom is visible on right side of photograph. North wall of repair shop is visible in center of photograph. Fence separates store from private residences located behind store.

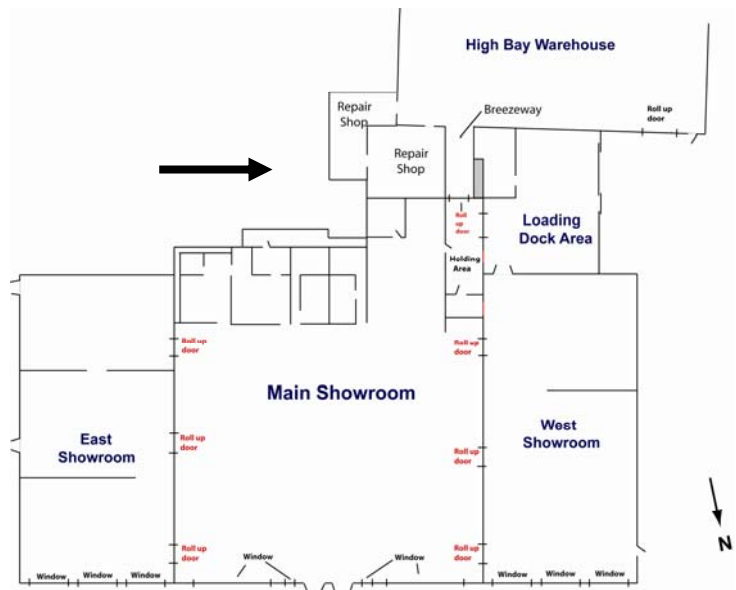




Figure D-9. North east corner of repair shop. Collapsed warehouse is visible in background.

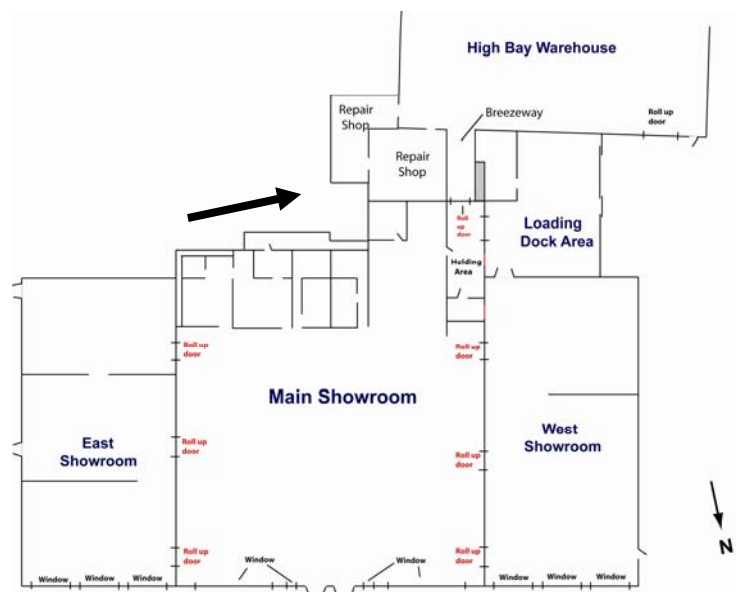
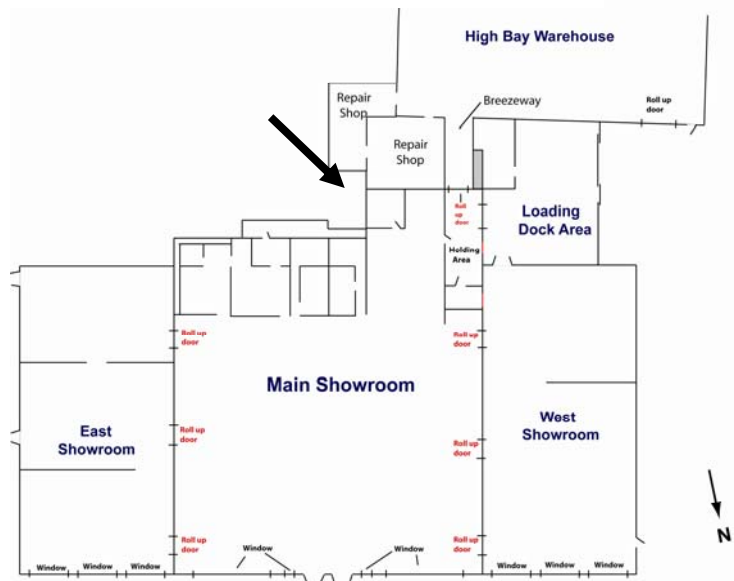




Figure D-10. Rear of main showroom. Incinerator exhaust stack visible in upper left corner of photograph.



D.2 MAIN SHOWROOM EXTERIOR PHOTOS - AFTER REMOVAL OF WALL AND ROOF

The collapsed façade and parapet wall were removed from the front of the store. Portions of the roof were also removed from the main showroom. The collapsed façade and roof sections were removed for safety reasons. Additional photos were taken after removal of façade rubble and roof section. The east and west walls of the original structure became interior walls after the addition of the east and west showroom.

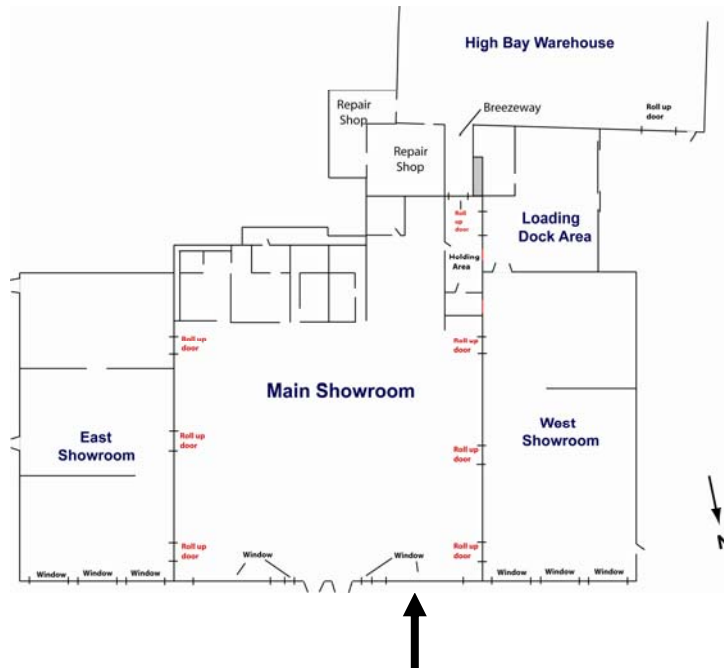


Figure D-11. North-west corner of main showroom looking from front parking lot.

NIST Photograph

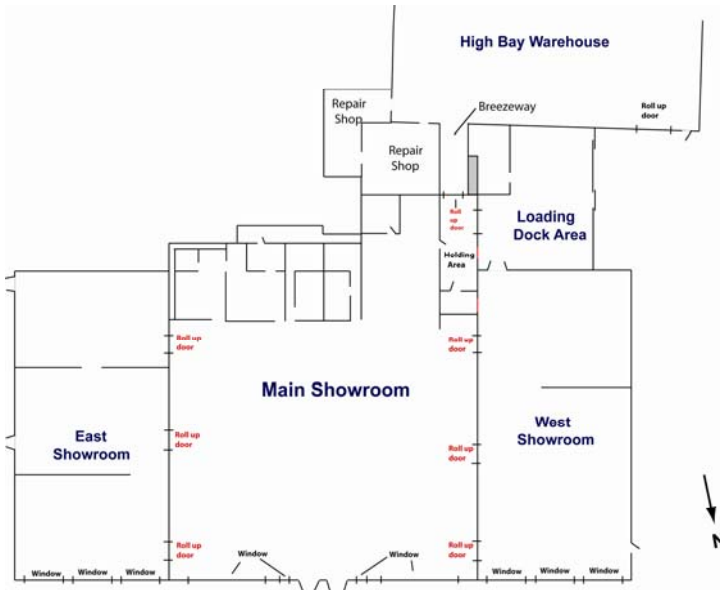


Figure D-12. Front of main showroom after removal of façade and parapet wall rubble.

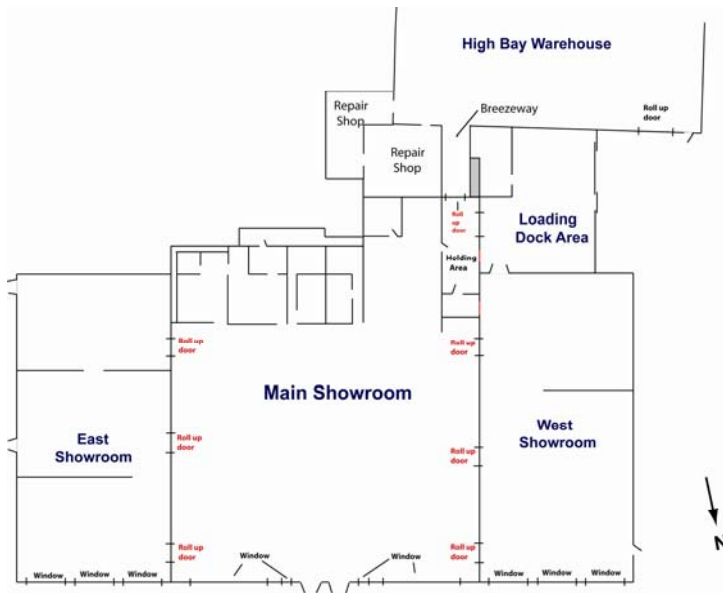
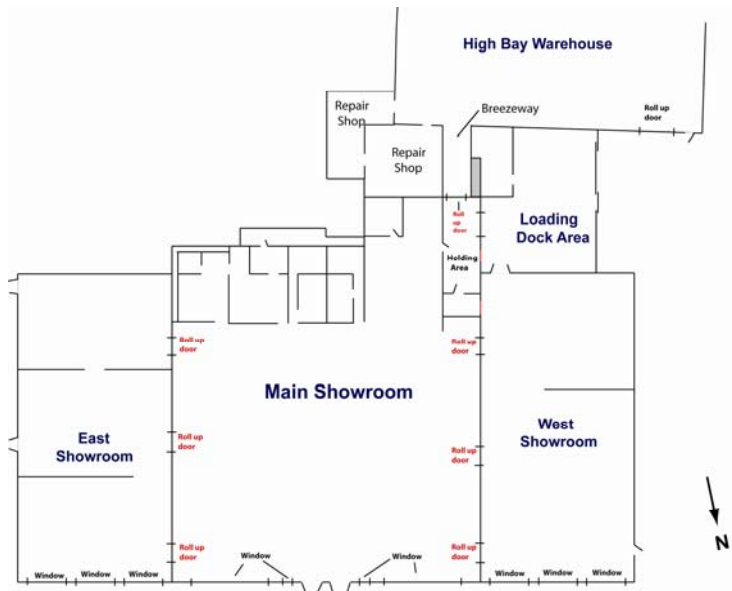


Figure D-13. Front of main showroom after removal of collapsed façade. Façade and parapet wall of east showroom still in place.



NIST Photograph

Figure D-14. Front of main showroom. View is looking toward warehouse.

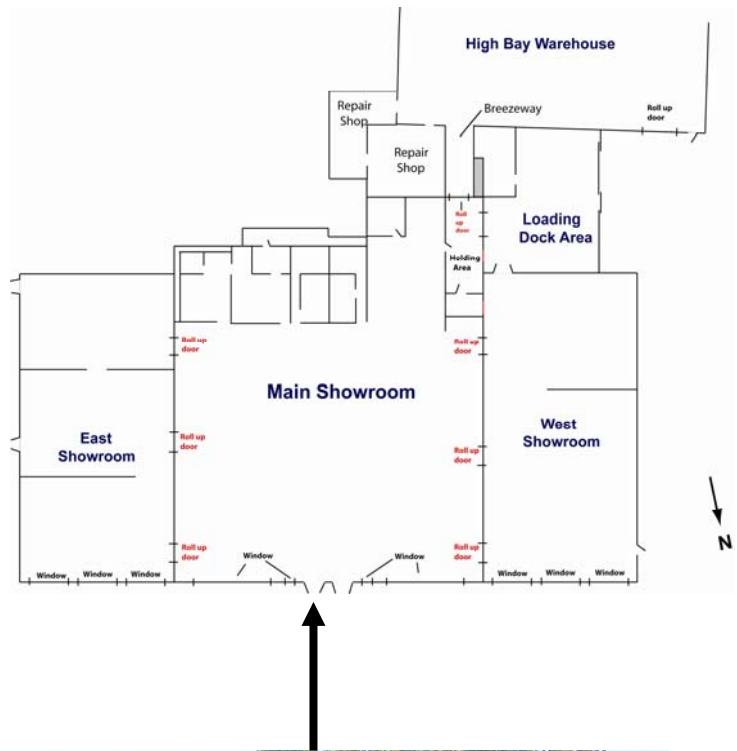


Figure D-15. Front of main showroom. View is looking through front doors into interior.

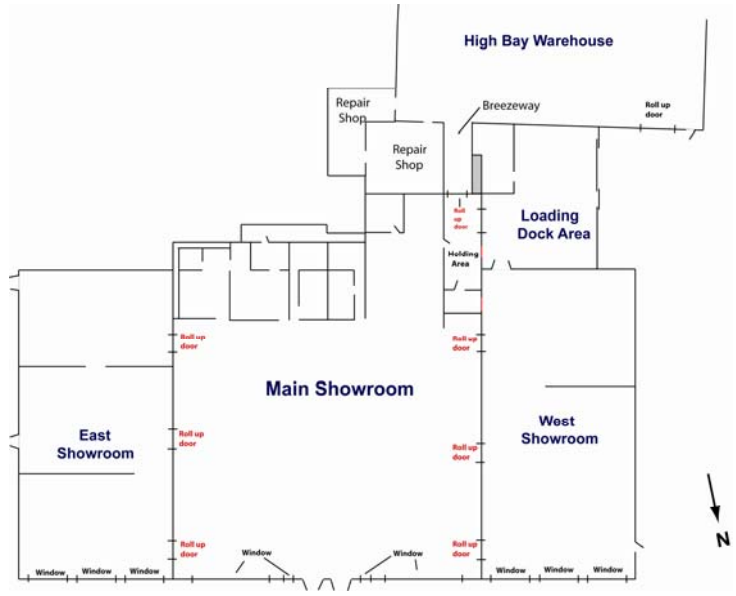


Figure D-16. Front of main showroom. View is looking through display windows east of front doors.

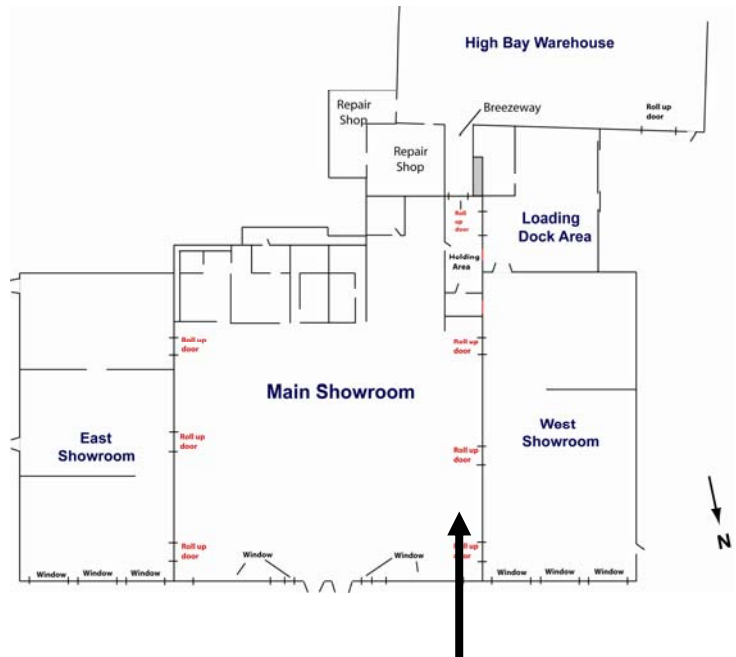


Figure D-17. Interior of main showroom looking along west wall toward warehouse.

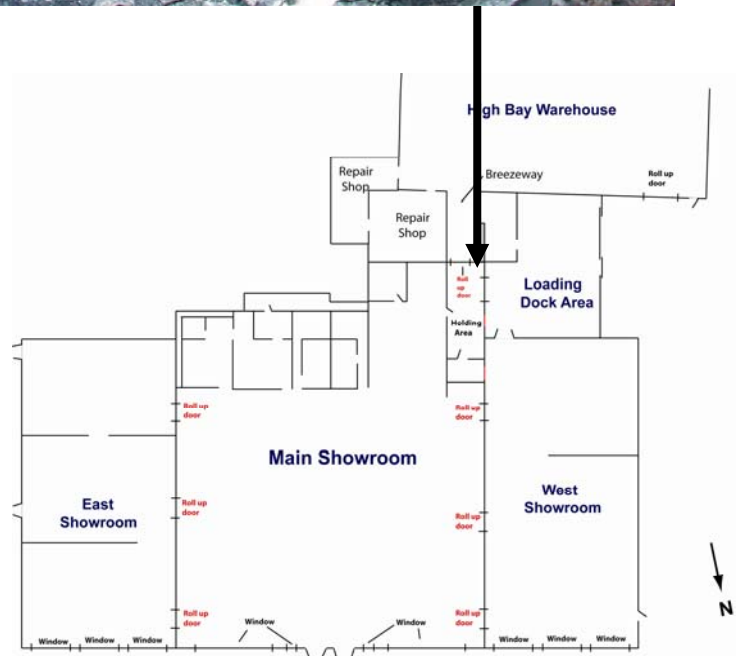


Figure D-18. Interior of holding area along west wall. Open non-fire roll-down door and vending machines visible along west wall.

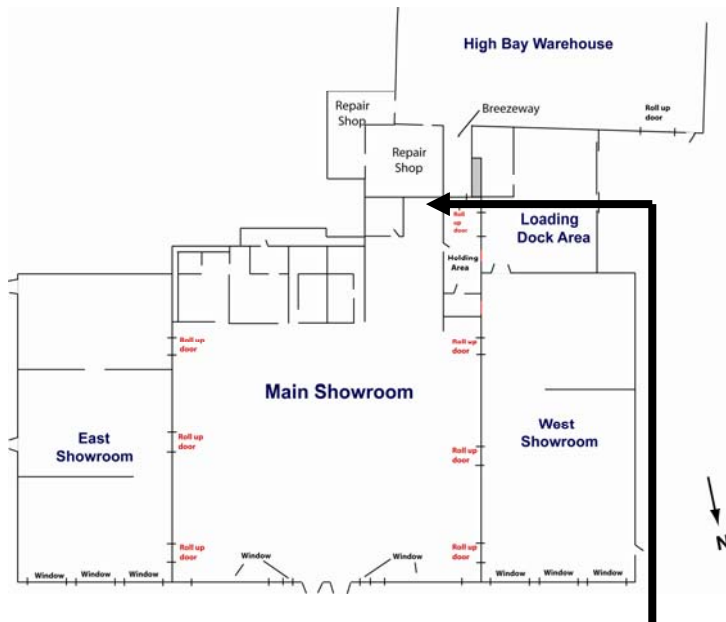


Figure D-19. Interior of main showroom looking rear wall of showroom.

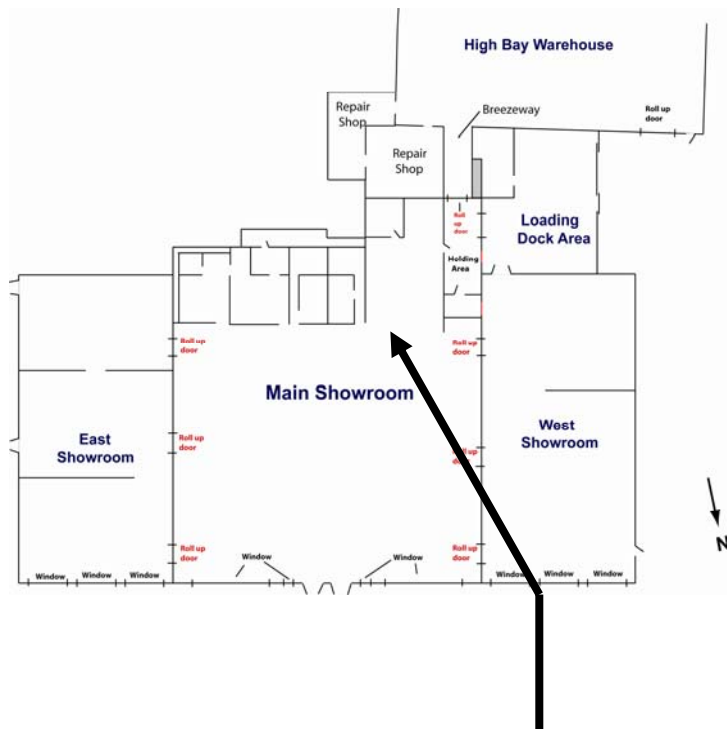


Figure D-20. Interior of main showroom toward rear of showroom.

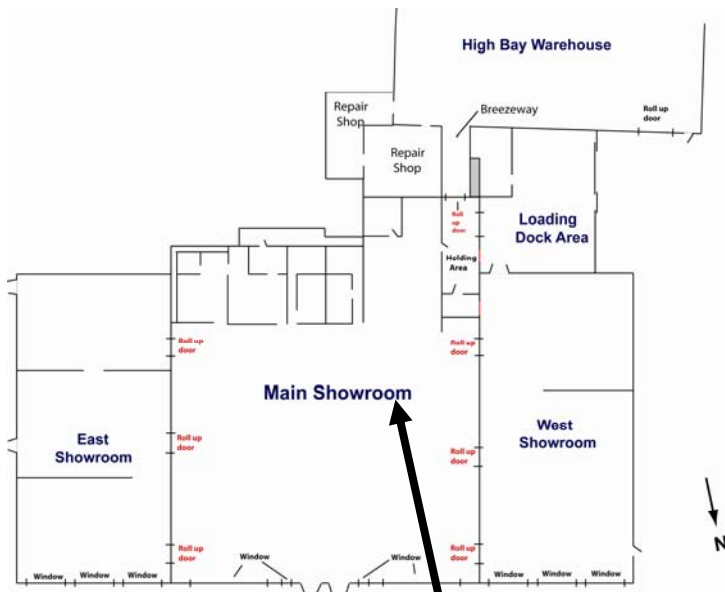


Figure D-21. Interior of main showroom looking toward office area at rear of showroom.

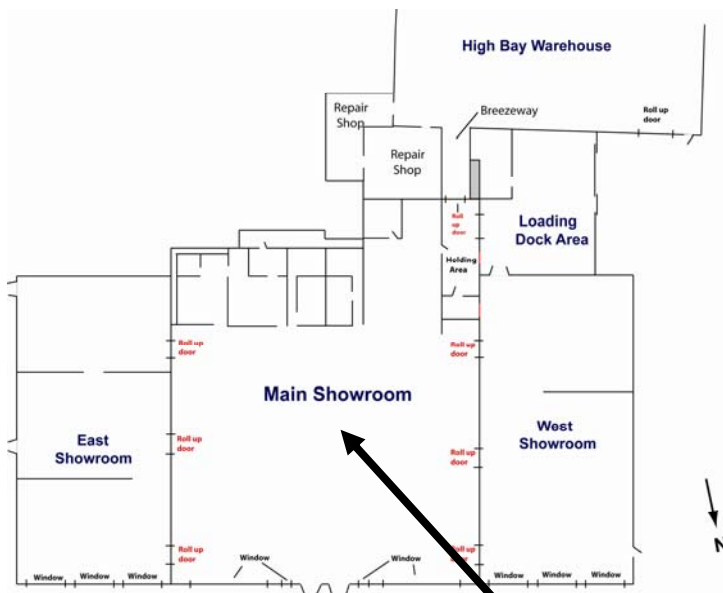


Figure D-22. Interior of main showroom looking toward office area at rear of showroom.

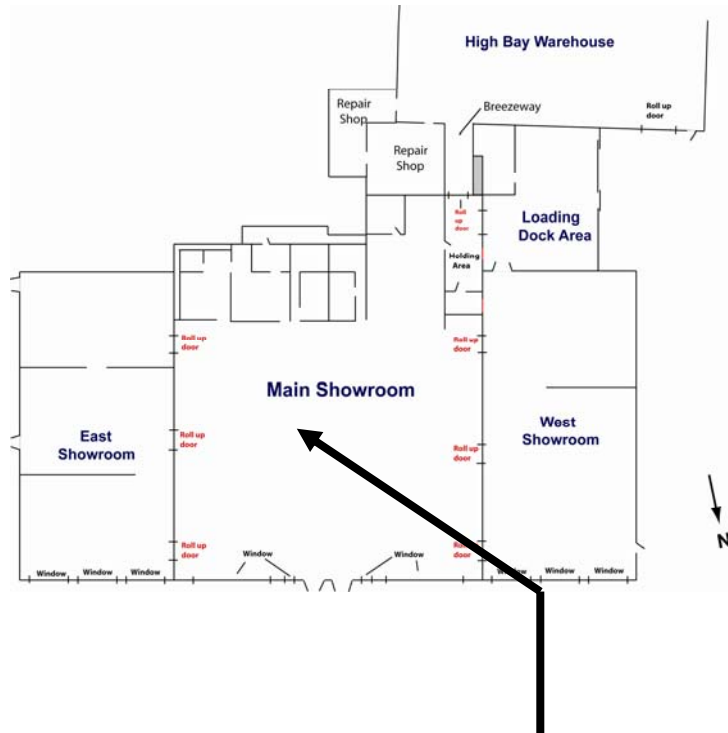


Figure D-23. Interior of main showroom looking toward east wall. Partially closed roll-down fire door circled.

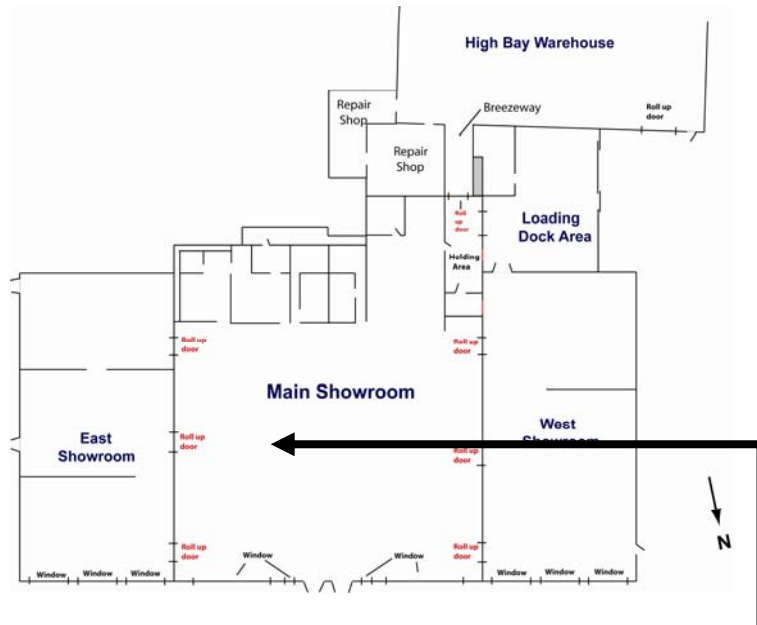


Figure D-24. Interior of main showroom looking toward east wall.

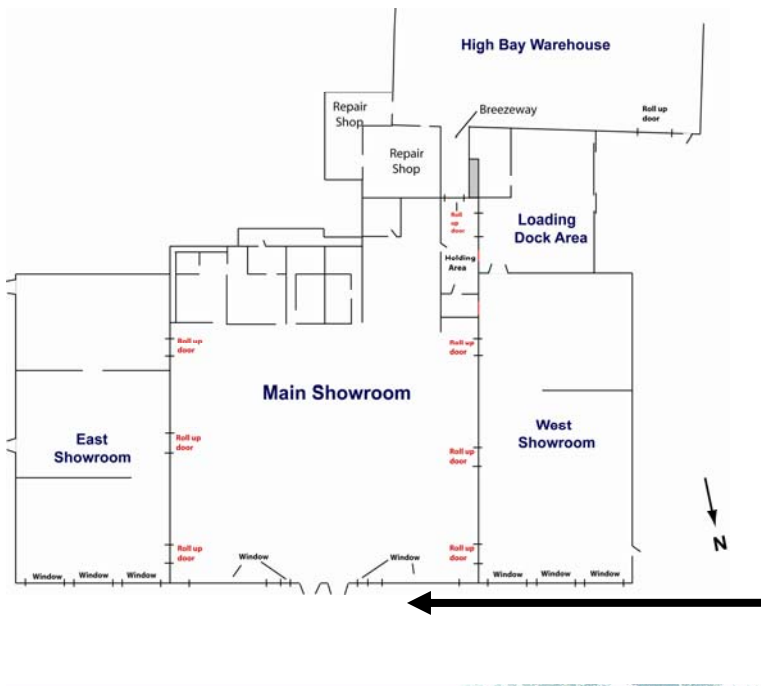


Figure D-25. Interior of main showroom looking along front wall toward east showroom.

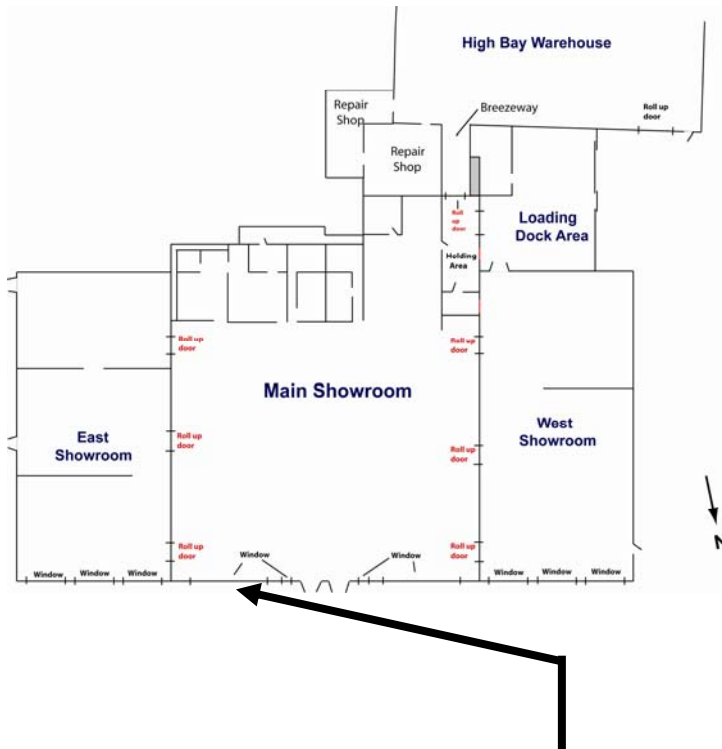


Figure D-26. North-east corner of main showroom looking toward east showroom.

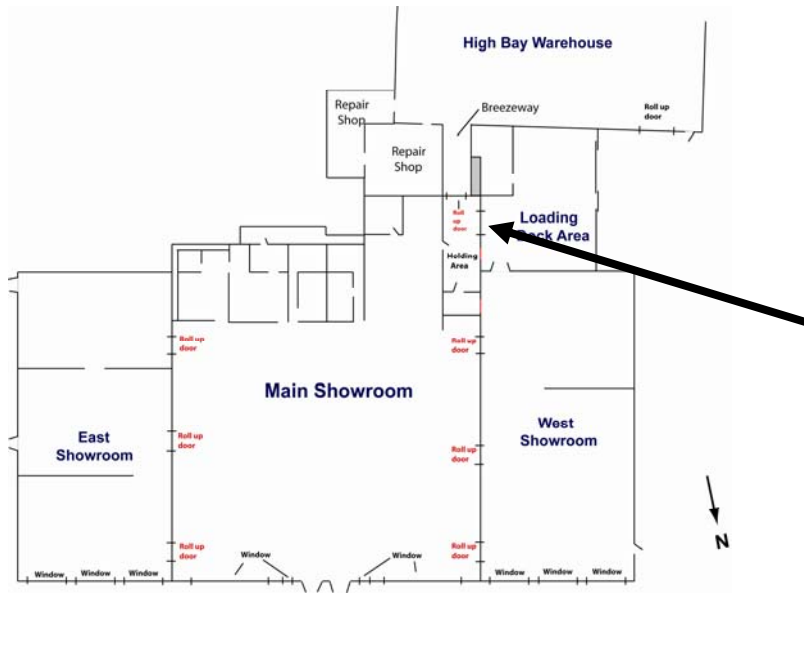


Figure D-27. Holding area viewed through non-fire roll-down door.

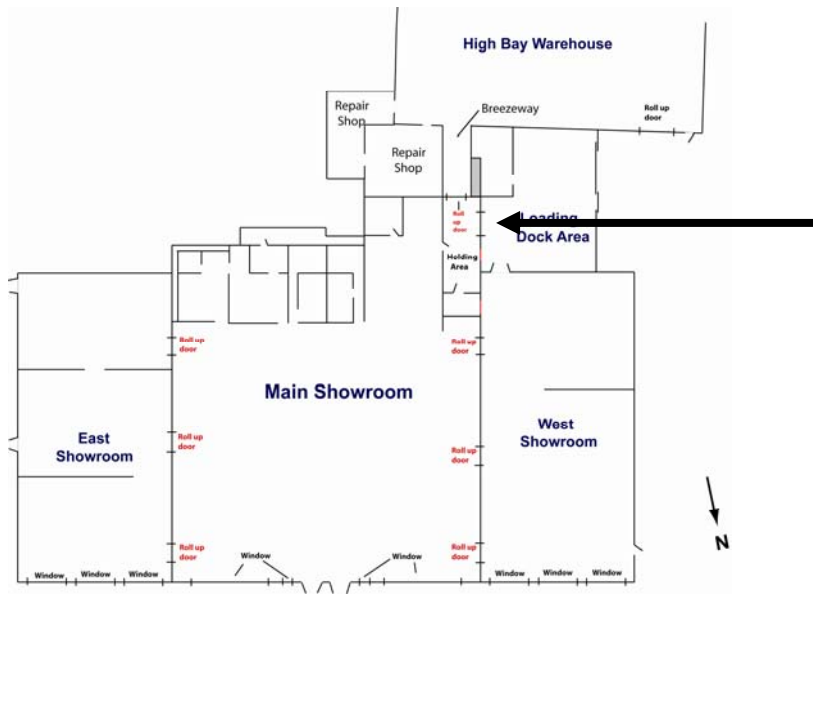


Figure D-28. Holding area viewed through non-fire roll-down door.

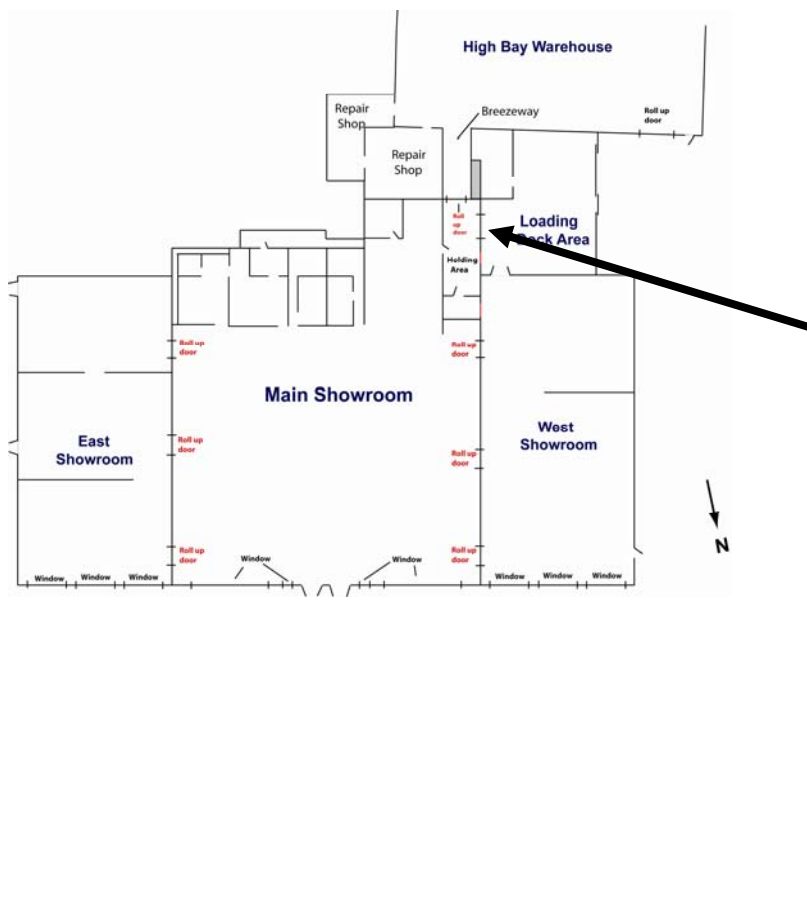


Figure D-29. Holding area and rear of main showroom.

APPENDIX E. WEST SHOWROOM

E.1 WEST SHOWROOM EXTERIOR PHOTOS

A series of photos were taken of the front, rear, and west side of the west showroom. Early photos were taken before the roof and front façade were removed.



Figure E-1. Exterior of west showroom. Remains of west-front window section visible.

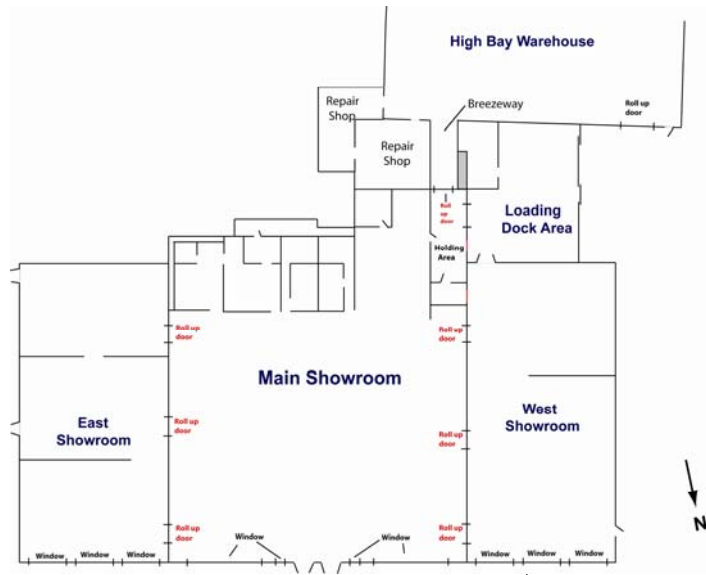
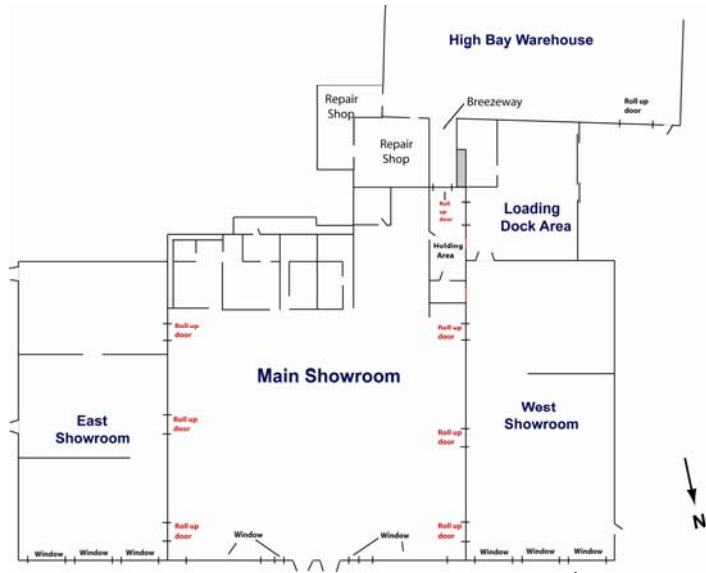


Figure E-2. Exterior of west showroom. Remains of east- and center-front window sections visible.



NIST Photograph

Figure E-3. Exterior view of front of west showroom. Metal stud walls visible.

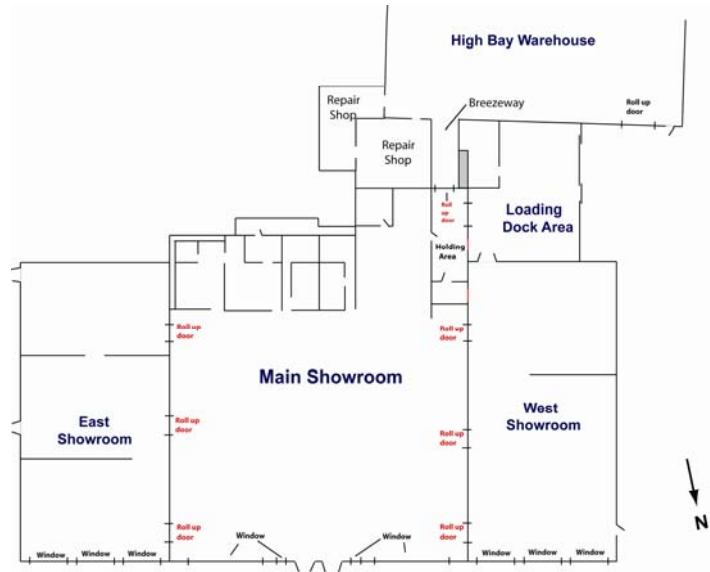
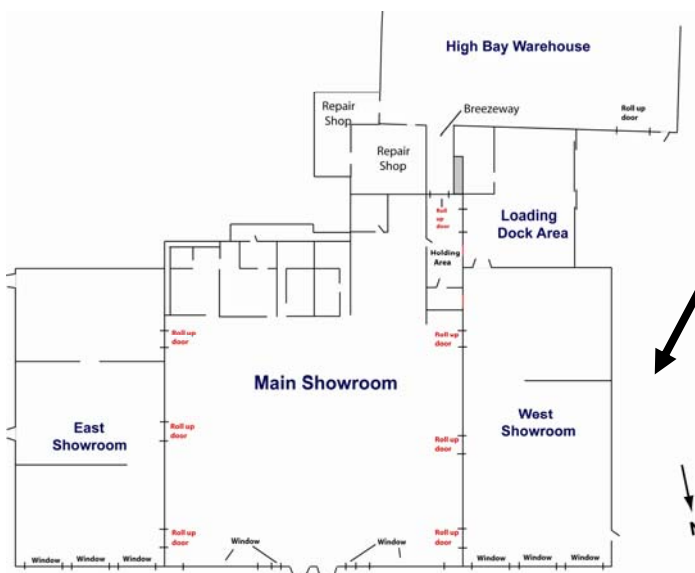
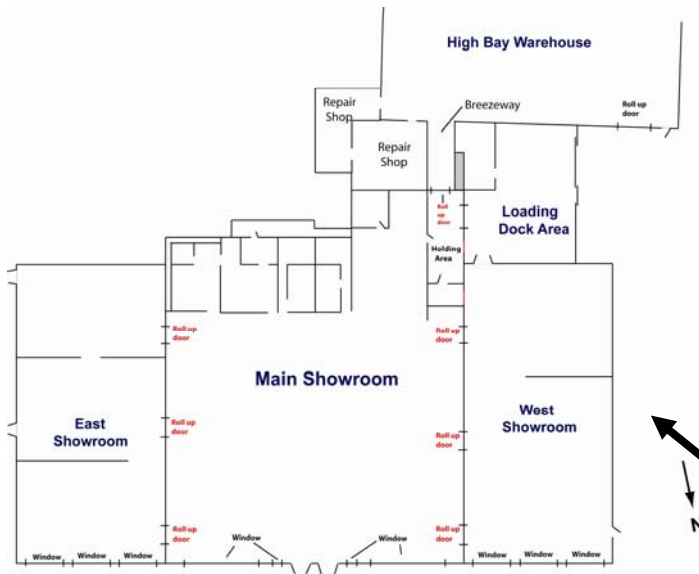


Figure E-4. Exterior front wall above windows of west showroom.



Figure E-5. Rear of front wall of west showroom. Metal sided west wall of showroom also visible in center of photo. Wooden fence separates furniture store from an adjacent property.





NIST Photograph

Figure E-6. West wall of west showroom. Discoloration patterns due to exposure to high temperatures visible on metal siding. Front section of west showroom displayed more discoloration than rear section of west showroom. Wooden fence separates furniture store from adjacent property.

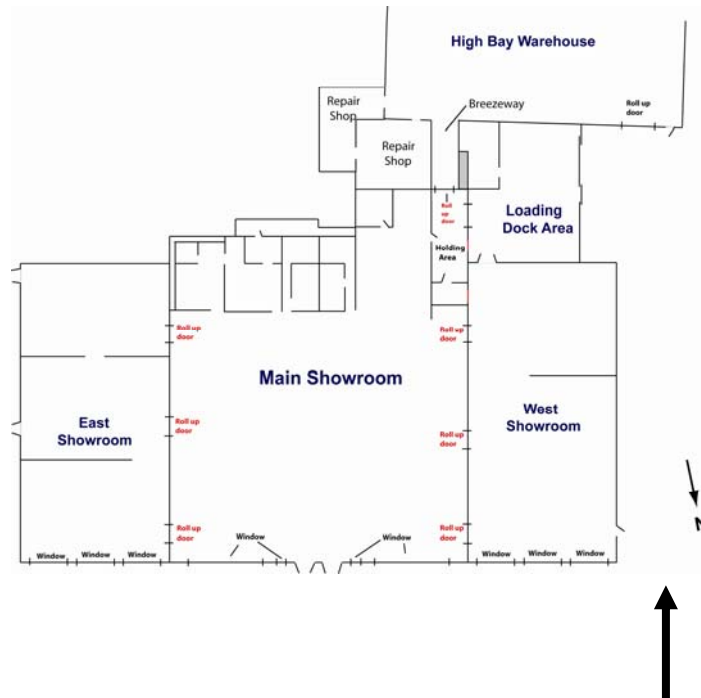


Figure E-7. Exterior view of west wall of west showroom. Driveway along side of west wall provides access to enclosed loading dock (not visible in photo) and warehouse loading area (visible in background of photo). Wood fence on right of the driveway separates furniture store from an adjacent property.

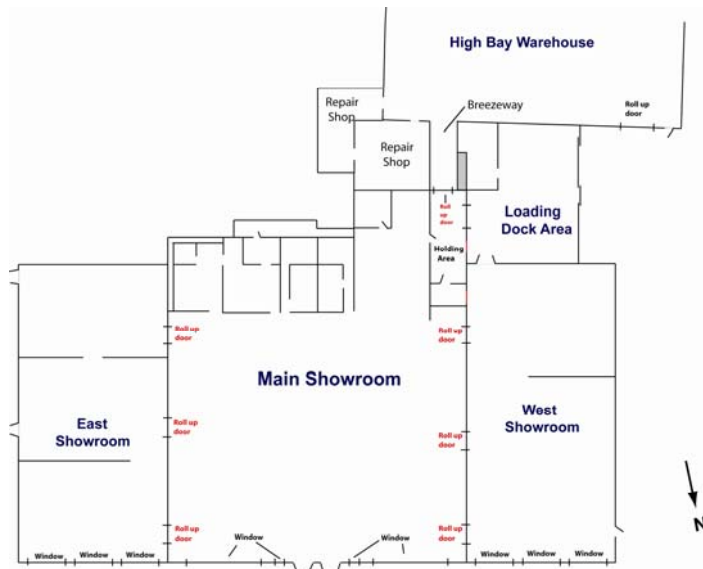


Figure E-8. Northwest corner of west showroom. Exit door on west wall visible in center of photo.

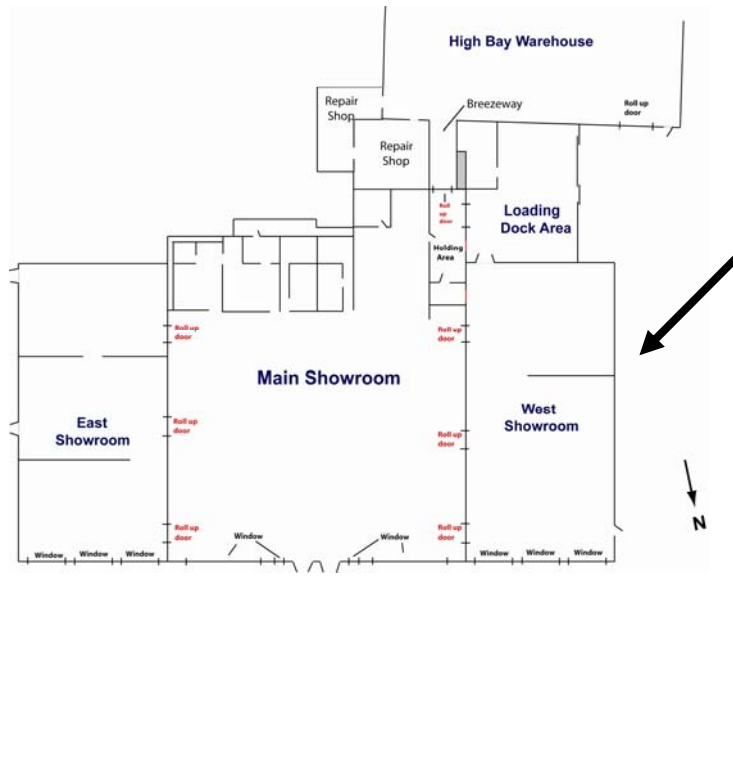


Figure E-9. Exterior of west wall of west showroom. Discoloration of metal siding visible at top of wall. Fire department cut access holes through metal siding during the fire.

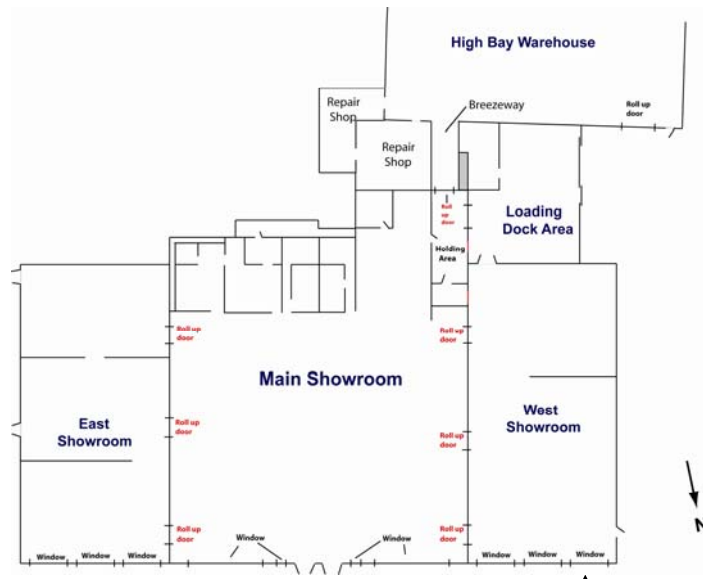


Figure E-10. Northwest corner of west showroom after removal of façade and roof.

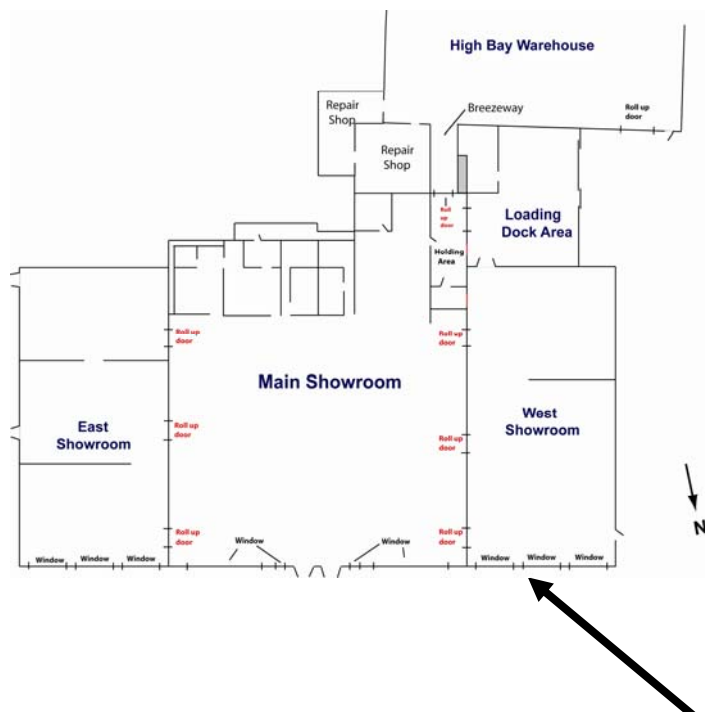


Figure E-11. Exterior view of west showroom looking toward main showroom. Open roll-down fire door visible in left center of photo.

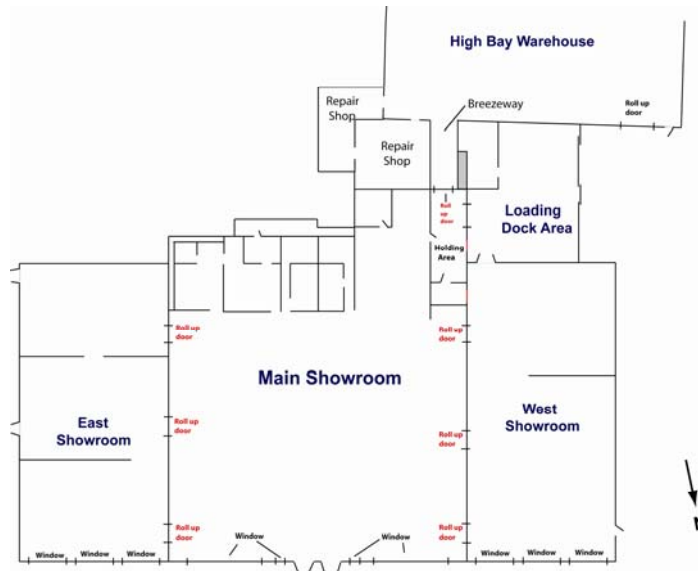


Figure E-12. Exterior view of west showroom looking into enter-front portion of showroom. Roof Z-channel and I-beam supports sagged to within 1m (3.3 ft) of showroom floor.

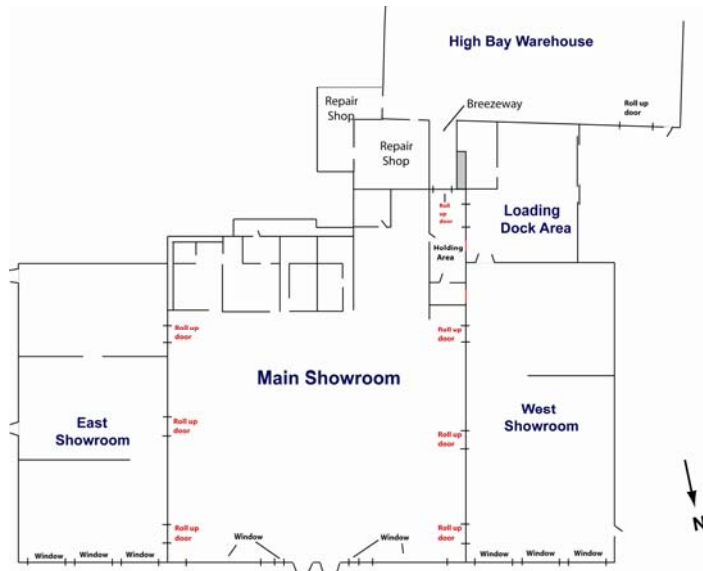


Figure E-13. Exterior view of west showroom looking into east-front portion of showroom. Metal stud wall attached to west wall of main showroom visible in center of photo. Open roll-down fire door partially visible at left center of photo.

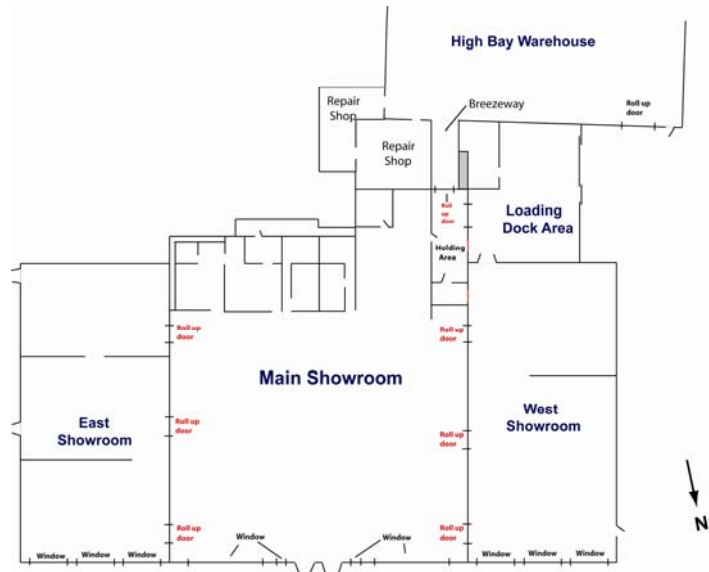


Figure E-14. Exterior view of west showroom looking into north-west corner of showroom. Vertical metal studs of interior wall visible in photo. Yellow automobile repair garage visible in right center background.

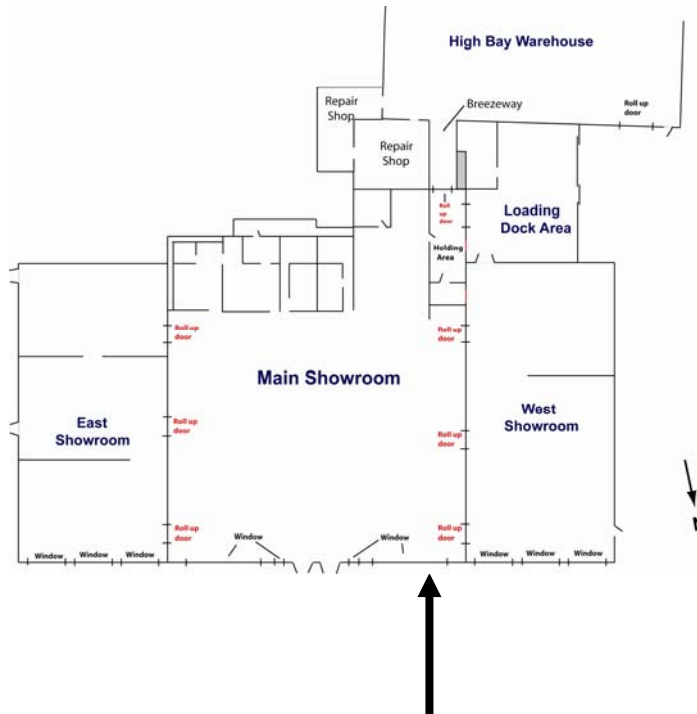


Figure E-15. Exterior view of front walls of main and west showrooms. Solid wall of main showroom is visible in center of photo.

E.2 WEST SHOWROOM INTERIOR PHOTOS

A series of photos were taken after the fire of the inside of the west showroom. Portions of the parapet wall, façade, and roof had been removed as a safety measure to prevent debris falling on personnel.

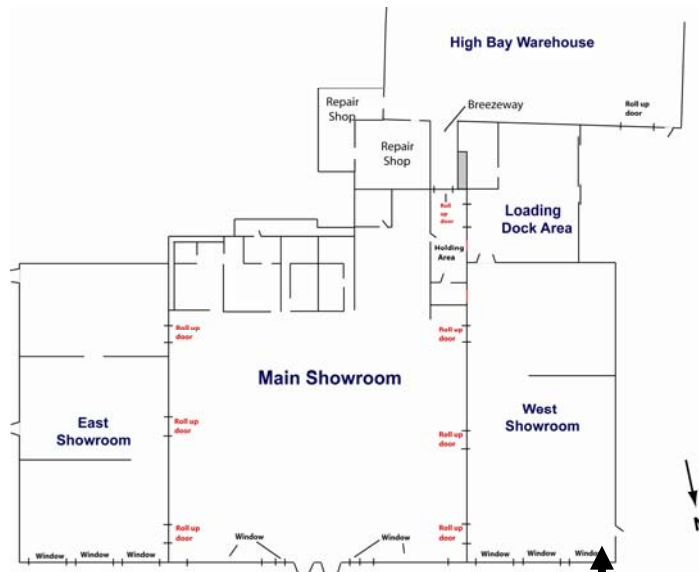


Figure E-16. Interior view of west showroom at top of exterior wall. View looking into showroom toward rear of showroom.

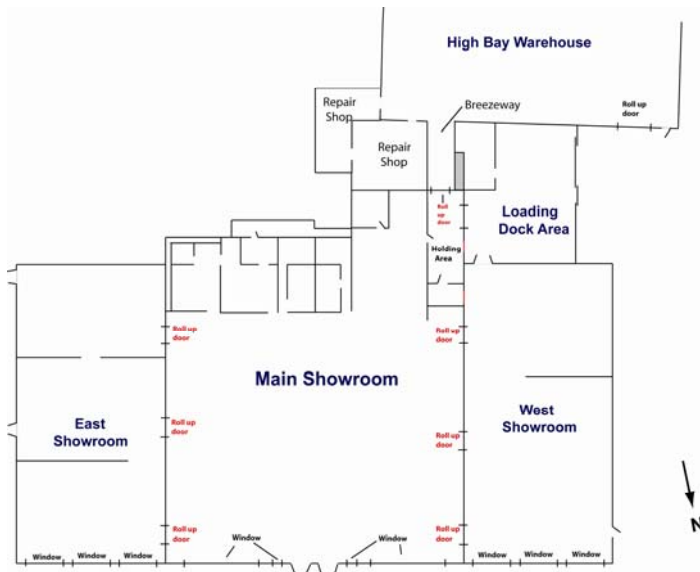
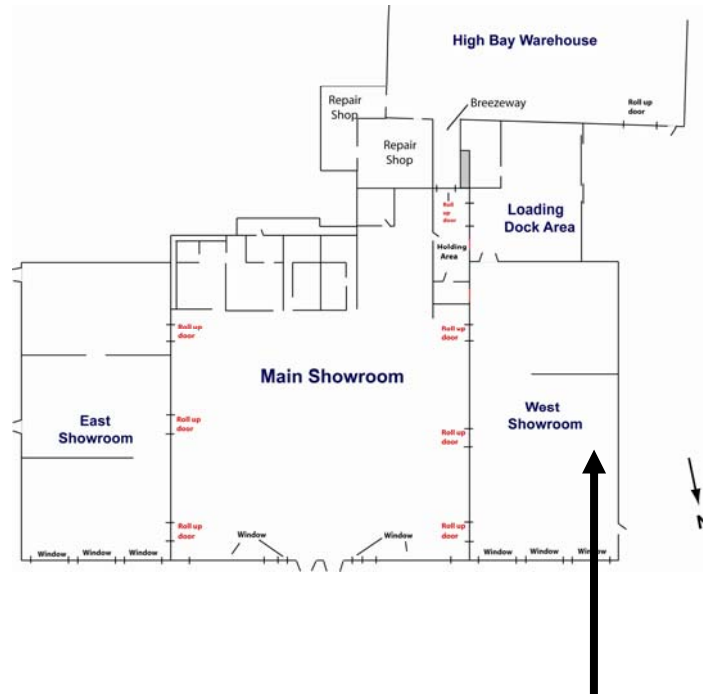


Figure E-17. Interior view of north-west corner of west showroom. Sagging I-beam and roof Z-channel visible in photo. Exit door in west wall near front of showroom visible to the right of ladder.



NIST Photograph

Figure E-18. Interior view along west wall of west showroom. Wood supports for two level display platforms visible in center of photo. Vertical wood studs of partition wall visible behind display platform remnants. Steel I-beam column and roof support also visible on right and top of photo.

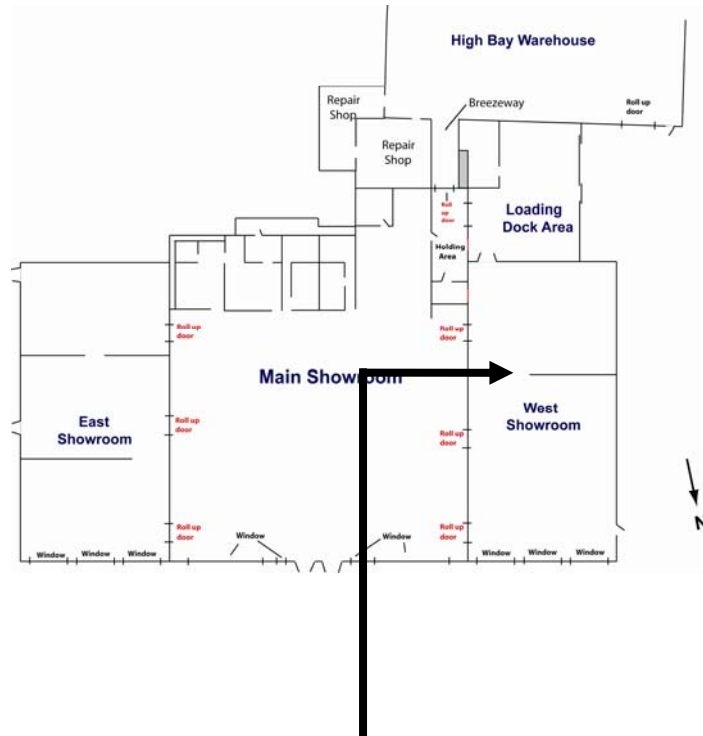


Figure E-19. Interior view of west showroom looking toward west wall. Three tiered recliner chair display shelves visible on right of partition wall. Two tiered sofa and futon display shelves visible on left of partition wall.

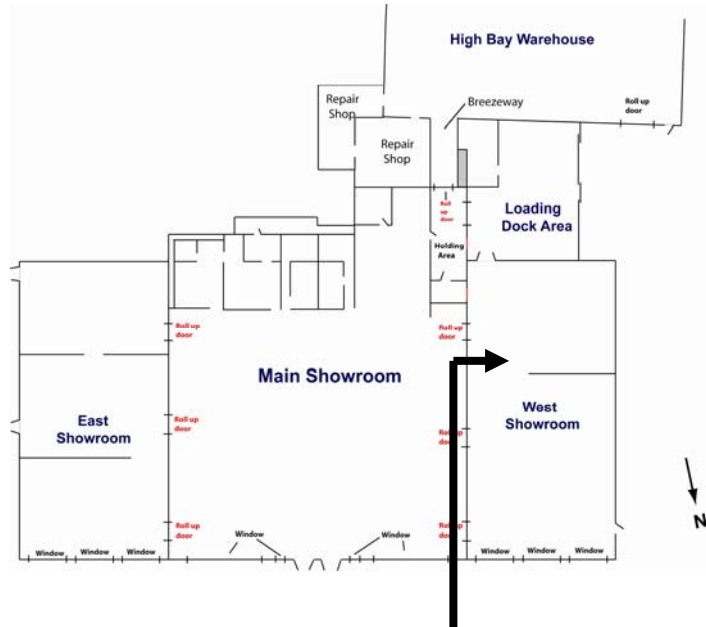


Figure E-20. Interior of rear portion of west showroom looking toward west wall. Two tiered sofa and futon display shelves visible.

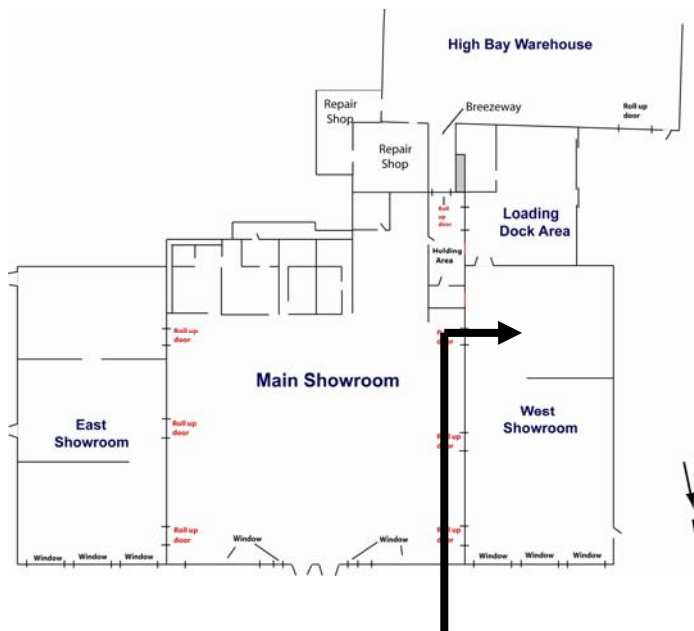


Figure E-21. Interior of rear portion of west showroom looking toward west wall. Two tiered sofa and futon display shelves visible.

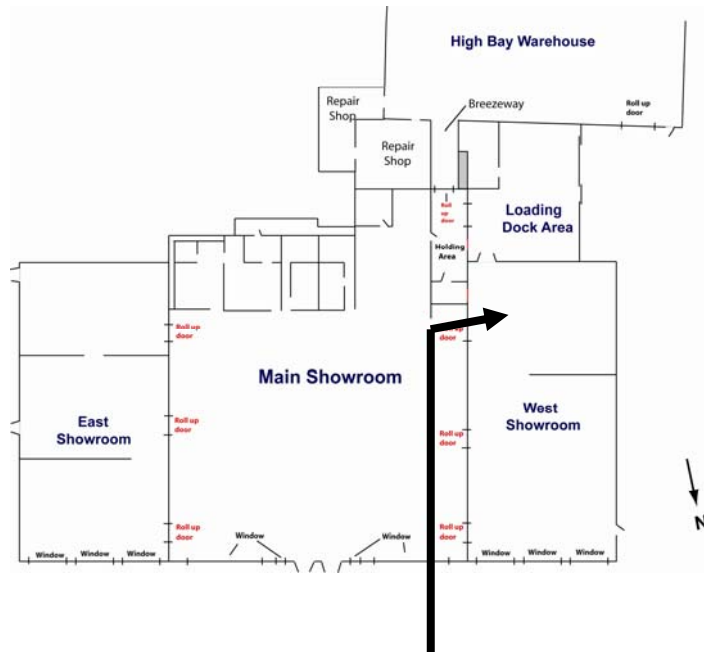


Figure E-22. Interior of rear portion of west showroom looking toward west rear corner. Two tiered sofa and futon display shelves visible.

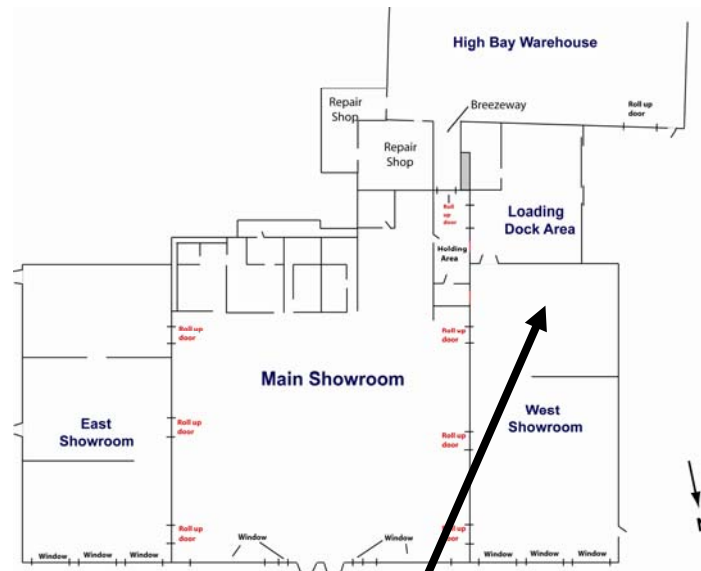


Figure E-23. Interior of rear portion of west showroom looking toward rear wall. Two tiered sofa and futon display shelves are visible on right side.

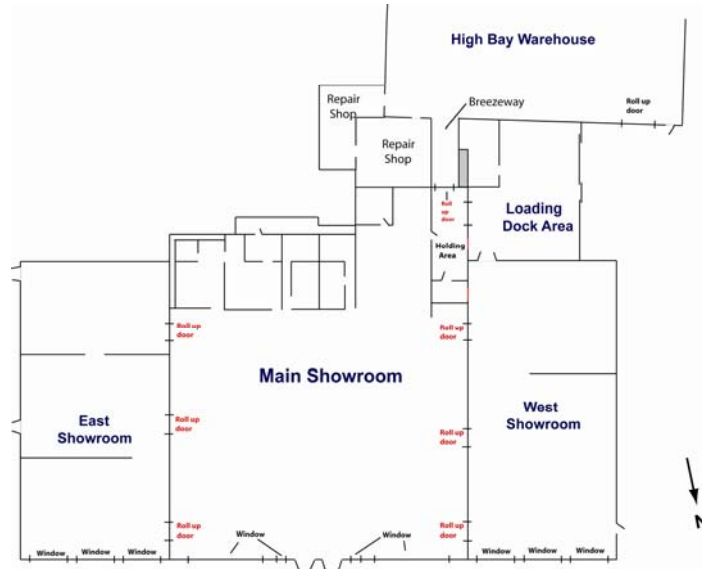


Figure E-24. Interior of west showroom looking along rear wall toward steel double doors. Doors opened into loading dock area, so not visible, but opening to loading dock in center of photo.

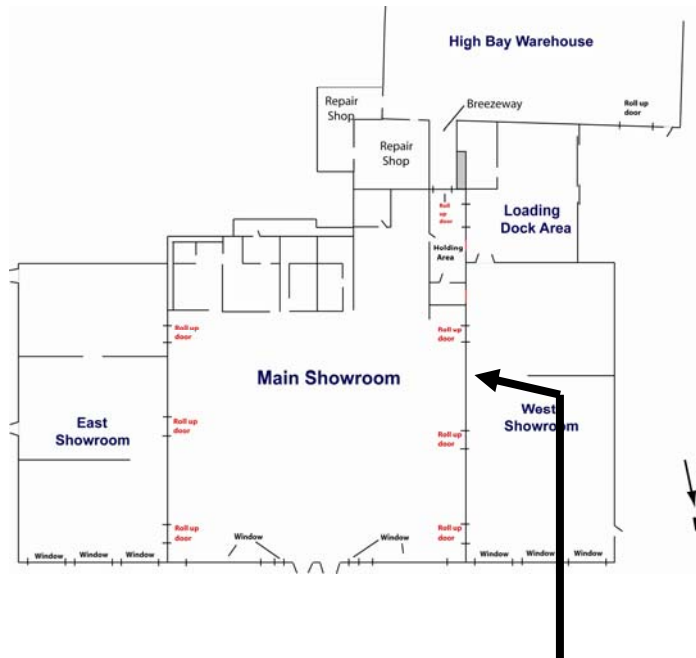


Figure E-25. Area rug support racks in west showroom. Open roll-down fire door visible on right of photo.

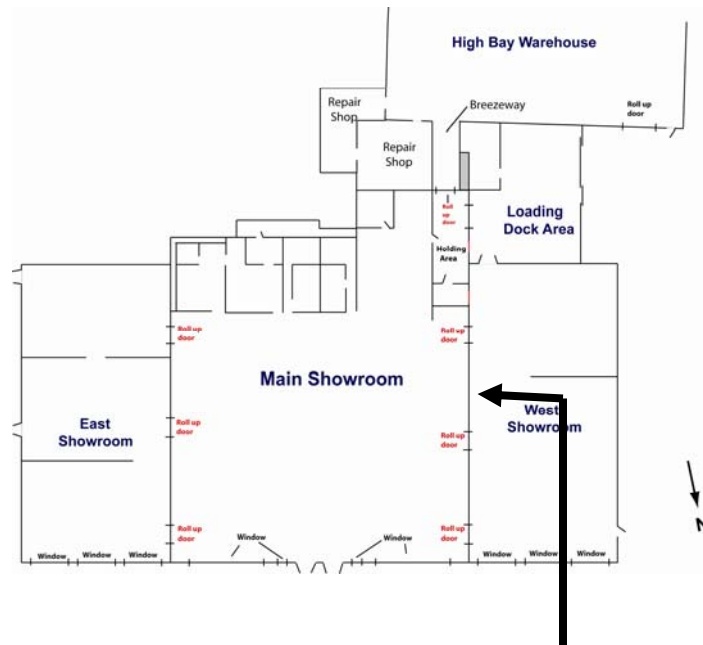


Figure E-26. Interior of west showroom above suspended ceiling looking toward main showroom. Open hole, approximately 0.5 m (1.5 ft) x 0.5 m (1.5 ft) opening through concrete block wall. This hole may have allowed smoke to move from interstitial space above suspended ceiling in main showroom to the interstitial space above the suspended ceiling in the west showroom.

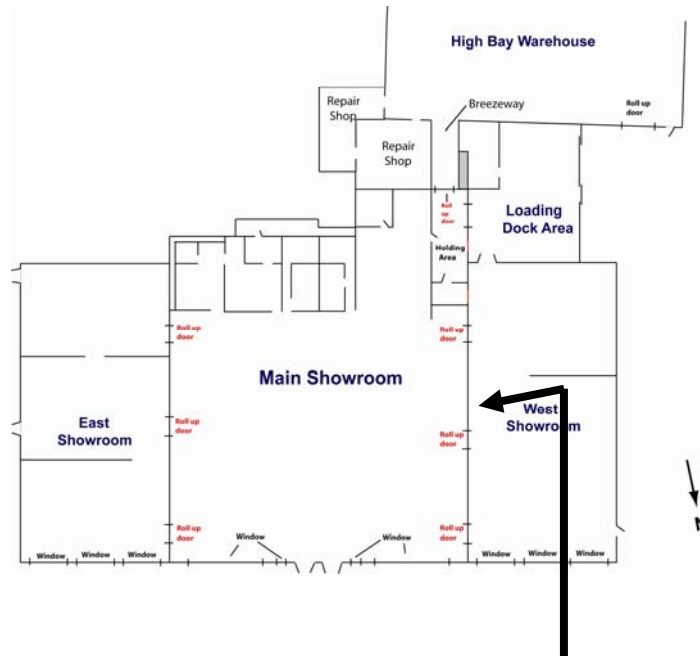


Figure E-27. Additional area rug support racks in west showroom. Open roll-down fire door visible on left of photo.



Figure E-28. Interior of west showroom looking through open roll-down fire door into main showroom.

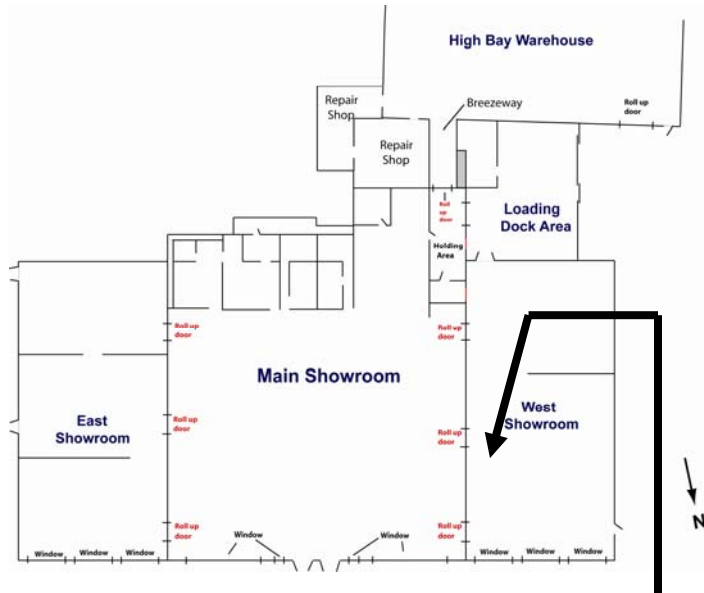


Figure E-29. Interior of west showroom along east wall toward front of store. Open roll-down fire door visible at right of photo.

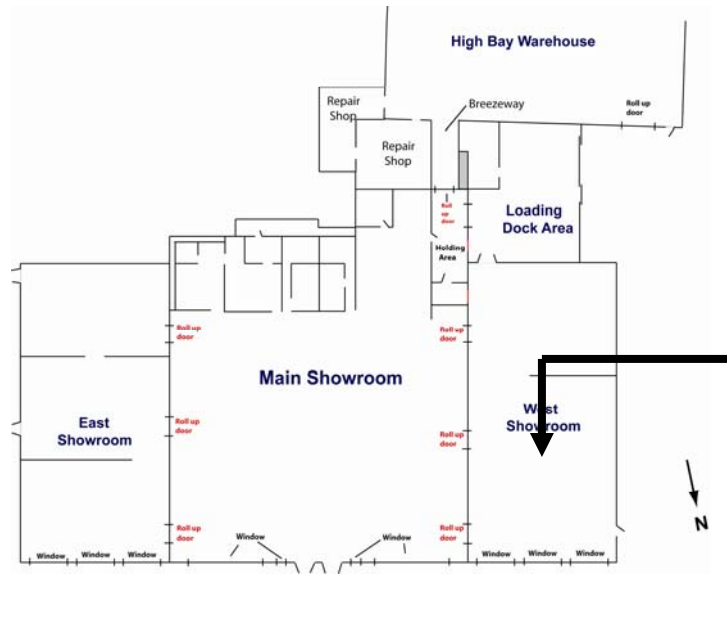


Figure E-30. Interior of west showroom looking toward front of showroom. Portions of two (left to right) I-beam steel supports and nine Z-channel roof supports are visible. Exposure to high temperatures caused I-beam and Z-channel to sag within 1 m (3.3 ft) of showroom floor.

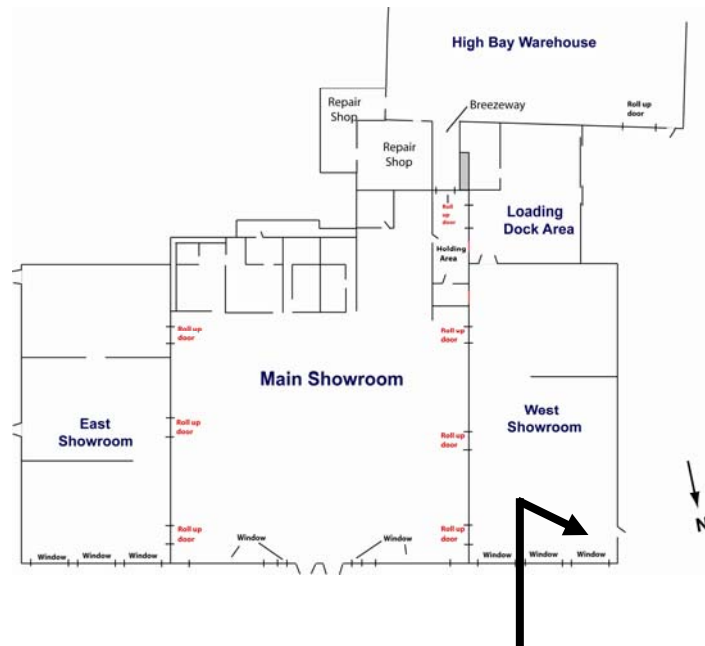


Figure E-31. Interior of west showroom looking at west wall near front of store. Exterior metal wall attached to exterior side of horizontal channel. Metal studs attached to inside face of horizontal channel. Gypsum wall board was installed over metal studs to form interior wall. Metal stud/gypsum wall appeared to extend approximately 0.3 m (1 ft) above suspended ceiling along west wall. Fiberglass insulation is visible between metal studs and exterior metal siding.

APPENDIX F. EAST SHOWROOM

F.1 EAST SHOWROOM EXTERIOR PHOTOS

A series of photographs of the exterior of the east showroom were taken after the fire.




Figure F-1. Exterior view of east showroom from front parking lot.

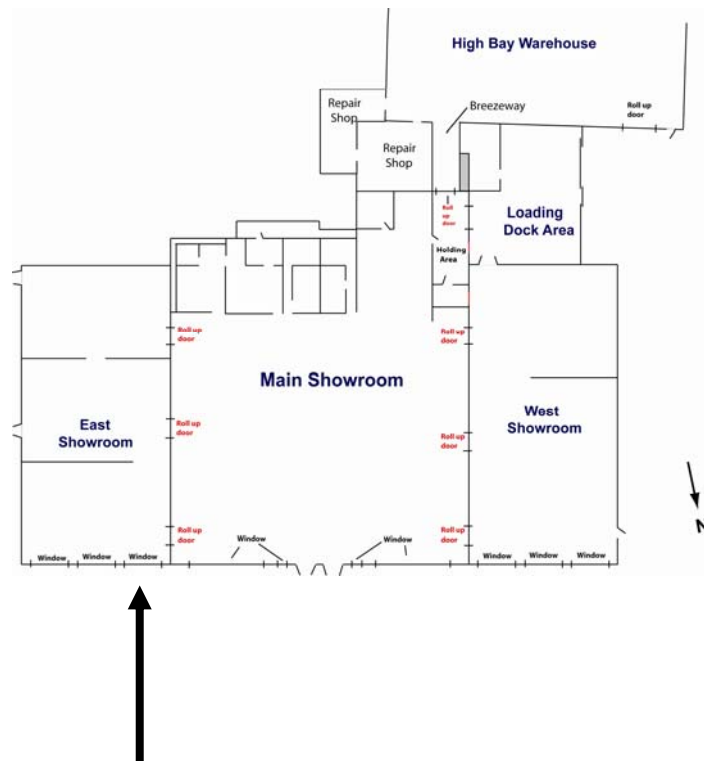
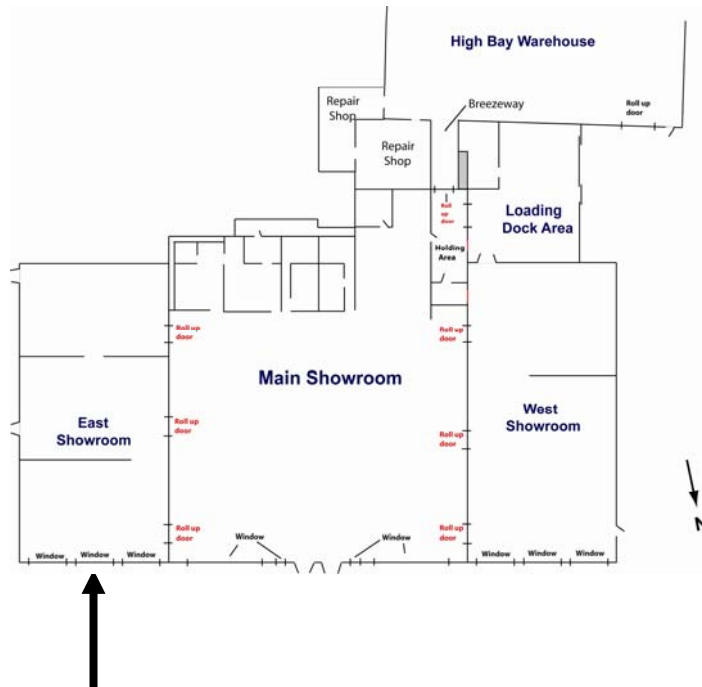


Figure F-2. Exterior view of east showroom looking into west-front window of the east showroom.



NIST Photograph

Figure F-3. Exterior view of east showroom looking into center-front window of the east showroom.

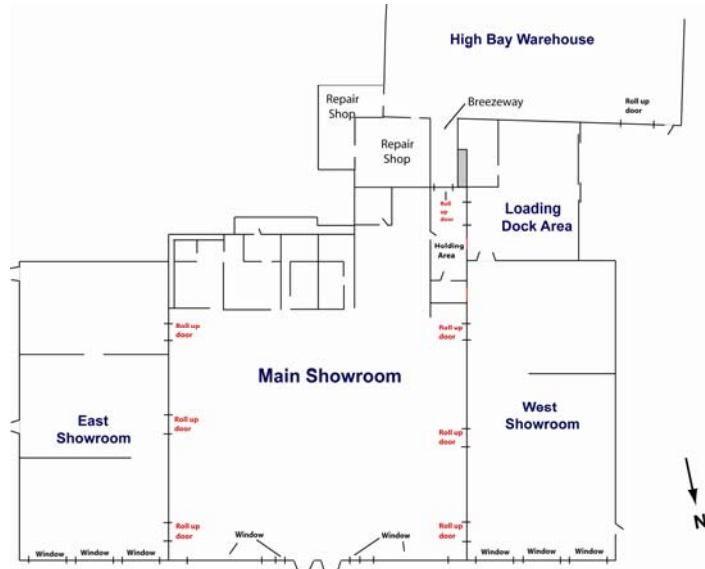


Figure F-5. Exterior view of front of east showroom looking toward main showroom.




Figure F-6. Exterior view of front of east showroom looking toward main showroom from east parking lot.

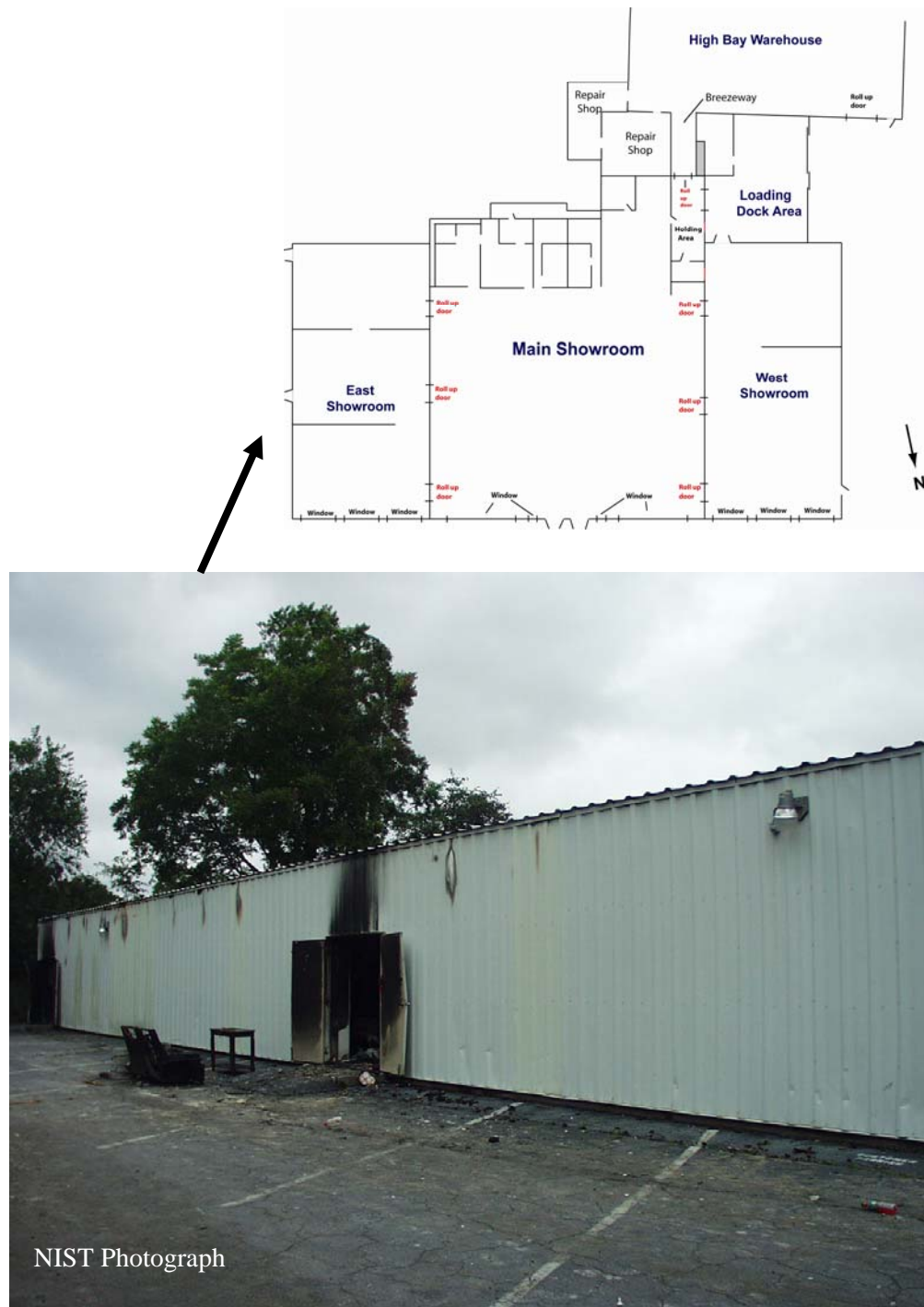


Figure F-7. Exterior view of east wall of east showroom.

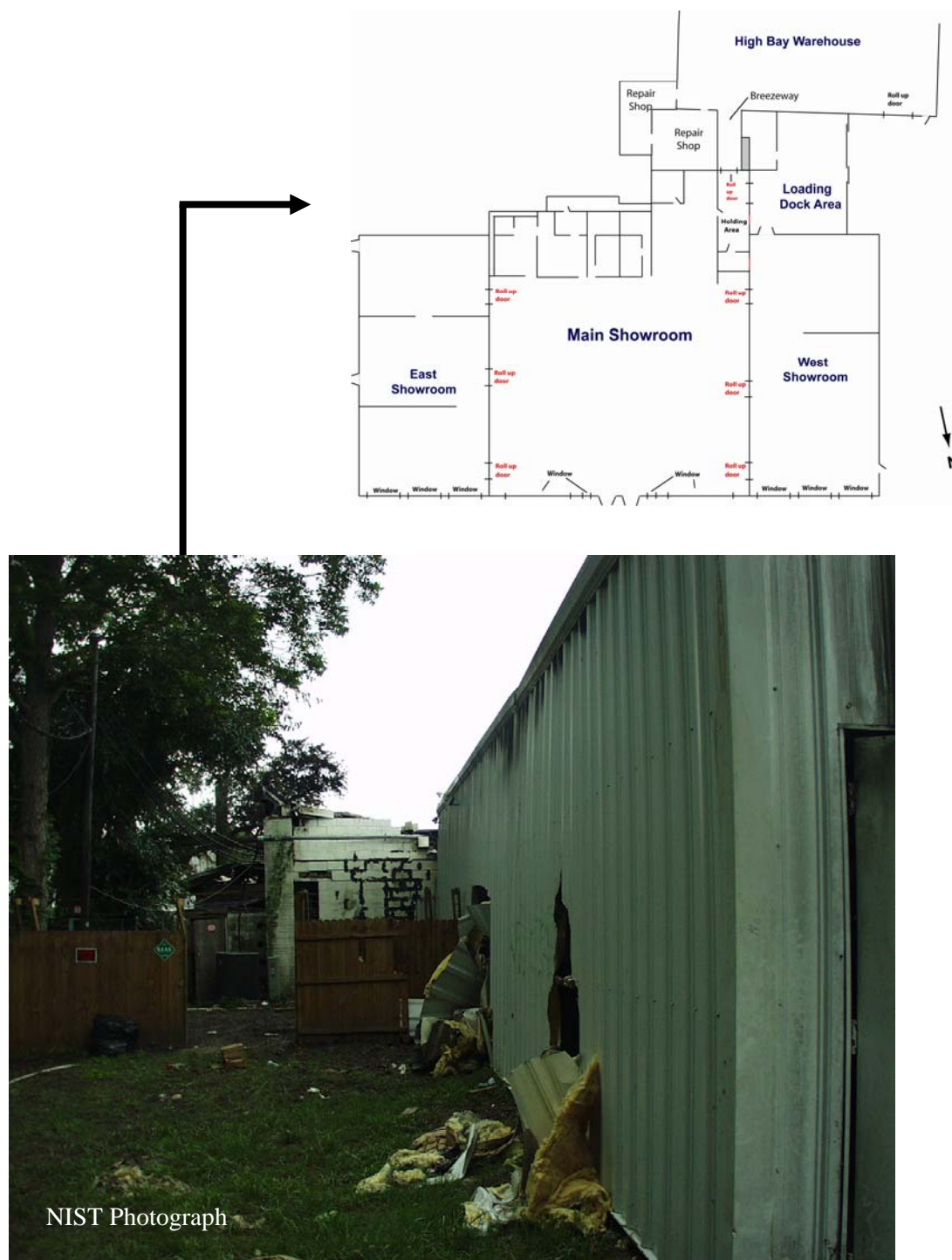


Figure F- 8. Rear wall of east showroom.



Figure F- 9. Wooden fence and gate at rear of east showroom.

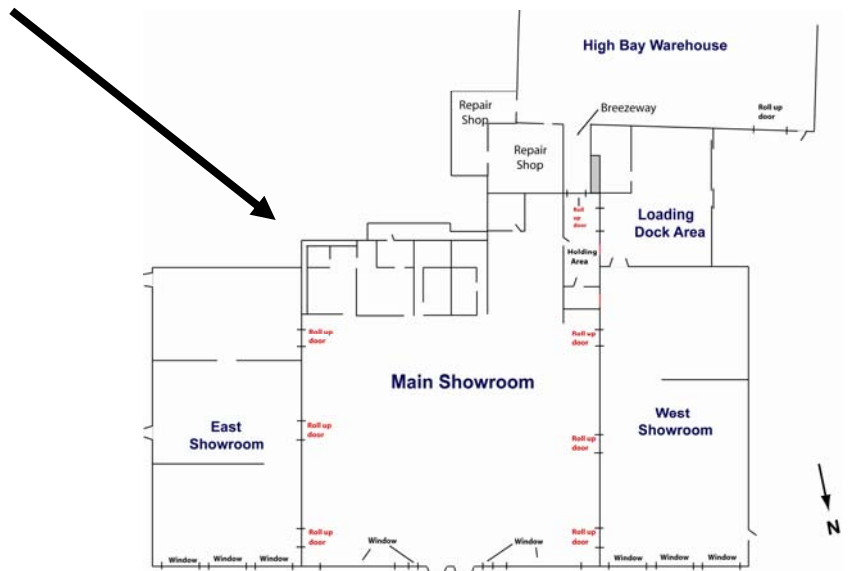




Figure F-10. Intersection of rear wall of east showroom with east wall of main showroom.



F.2 EAST SHOWROOM INTERIOR PHOTOS

A series of photographs of the interior of the east showroom were taken after the fire.




Figure F- 11. Interior view of east showroom looking toward front parking lot.

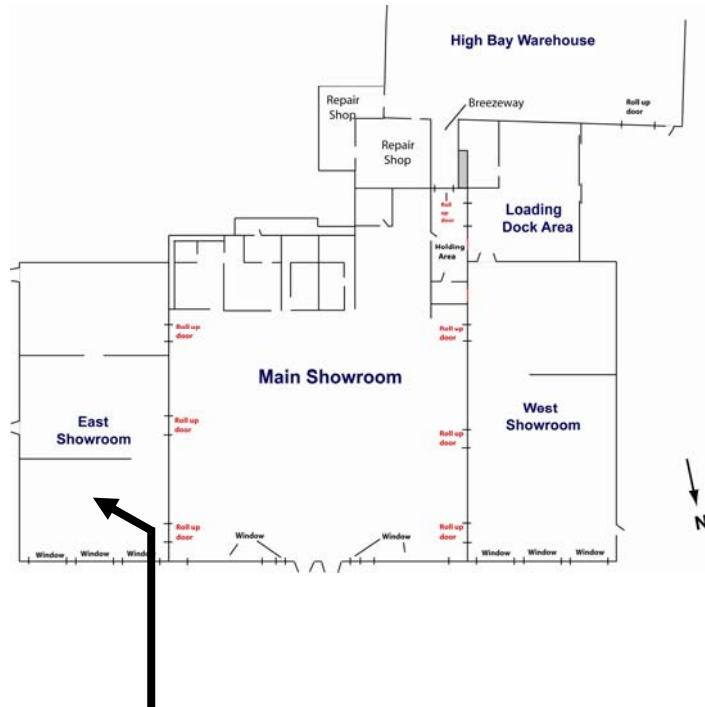


Figure F-12. Interior of east showroom. Wood stud partition wall visible in right background of photo.

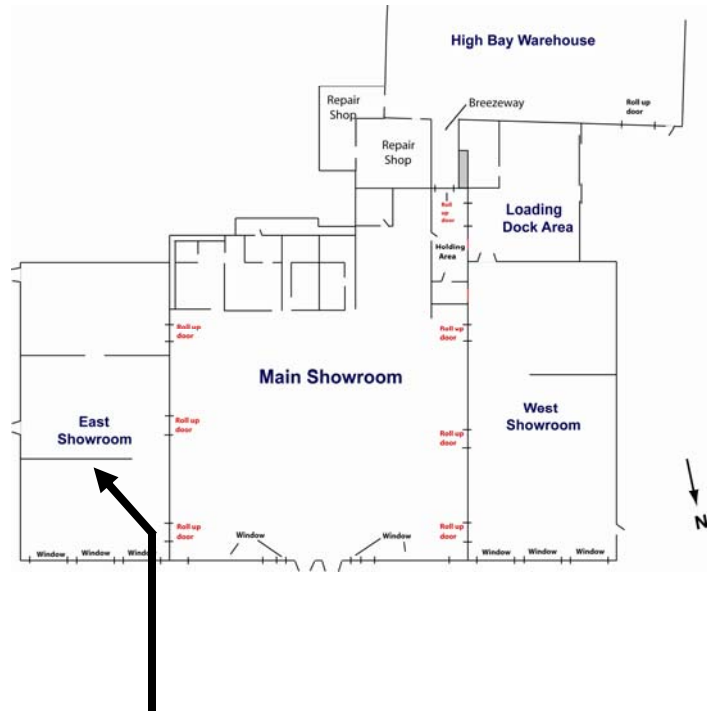


Figure F-13. Interior of east showroom looking toward rear corner.

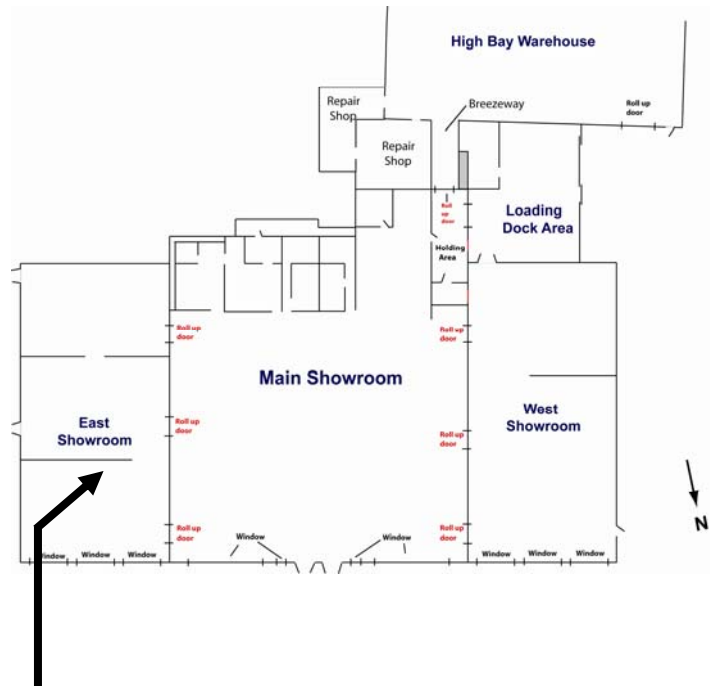


Figure F-14. Interior of east showroom looking toward main showroom. Closed roll-down fire door visible in center-right background. Partially closed roll-down fire door visible in center background. Photo displays less fire damage to furniture in front section of east showroom.



Figure F-15. Interior of east showroom looking toward main showroom. Closed roll-down fire door visible in center of photo. Photo displays more damage from fire in this center section of east showroom.



Figure F-16. Interior view of east showroom looking toward partially closed roll-down fire door. Metal studs of rear partition wall visible in left-center background of photo.

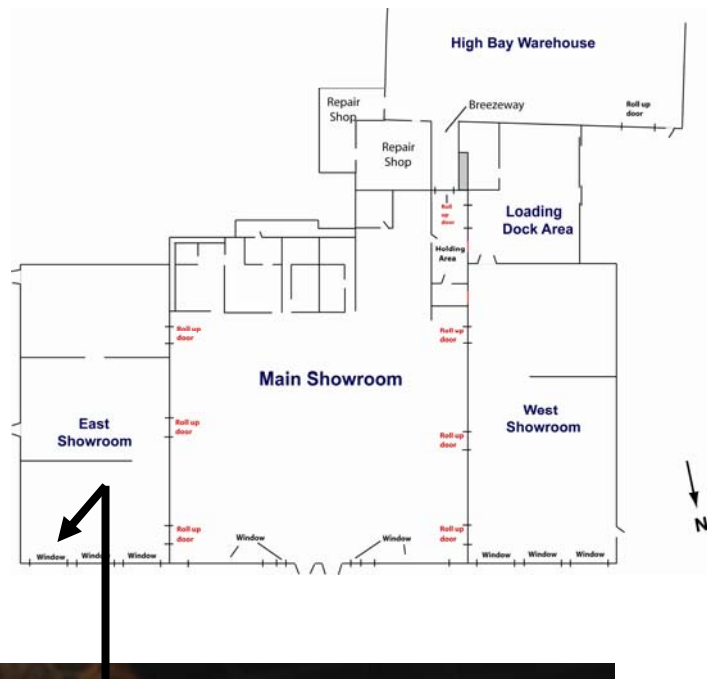


Figure F-17. Interior view of east showroom looking at drop ceiling. Exterior metal siding visible in center right of photo. Portions of gypsum wall board visible in center background of photo.

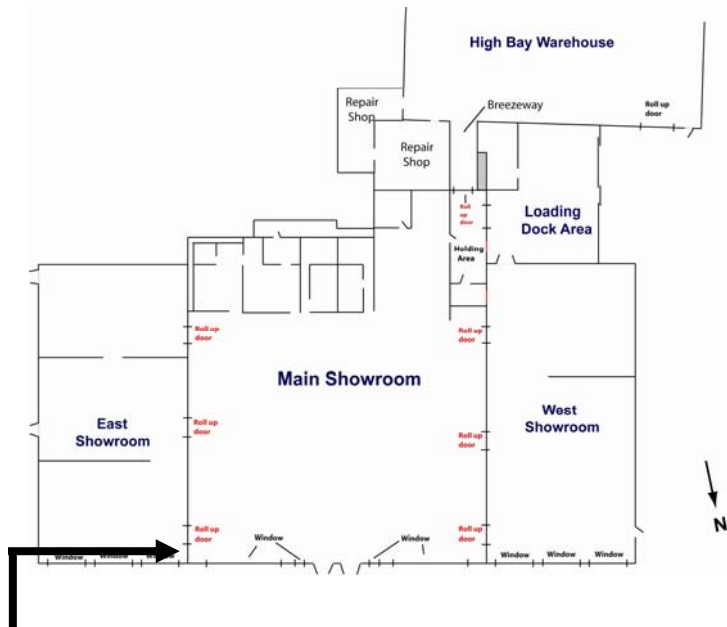


Figure F-18. Interior of east showroom near front window.

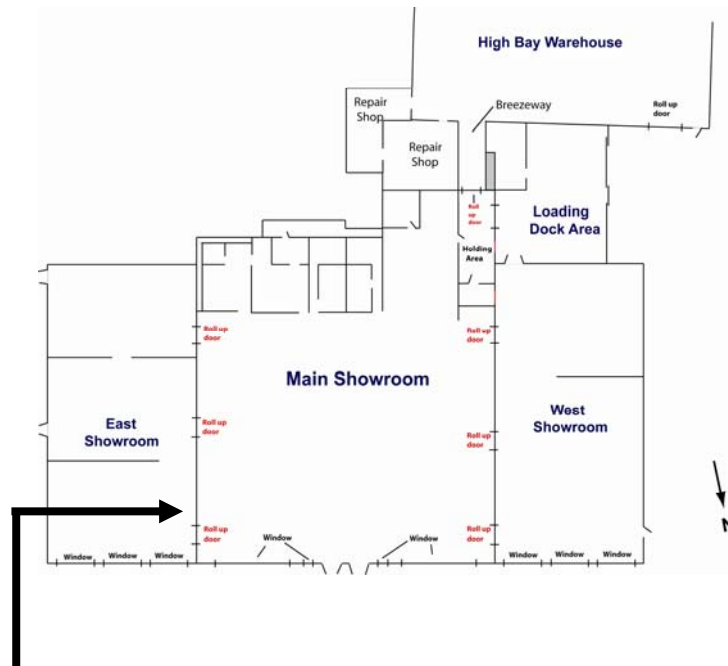


Figure F-19. Interior of east showroom. Closed roll-down fire door visible on right of image.

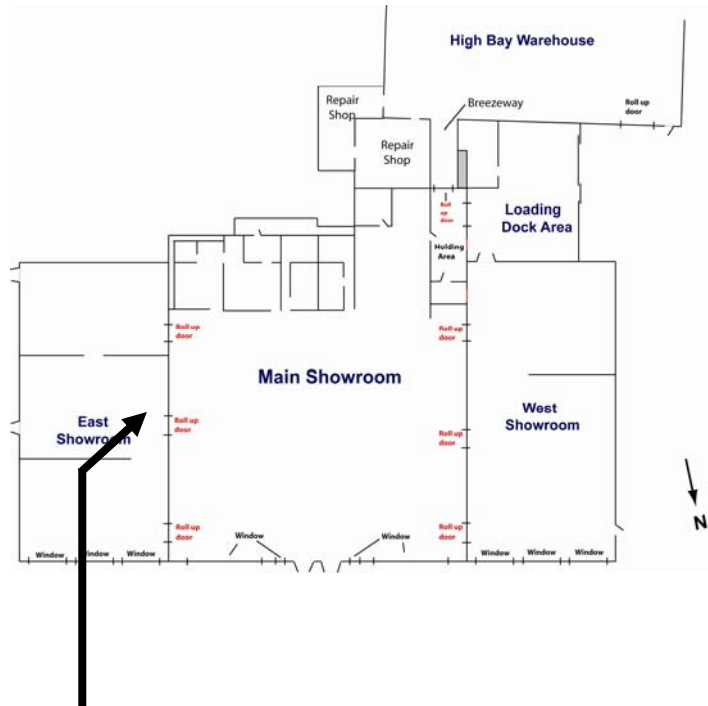


Figure F-20. Interior view of east showroom looking toward main showroom. Concrete block wall was originally exterior wall of grocery store. Gypsum wall board attached to metal stud which were attached to concrete block wall. Metal studs/gypsum wall board extended up to suspended ceiling, but not above suspended ceiling.



Figure F-21. Interior of east showroom looking along east wall toward rear of showroom. Exterior metal wall attached to exterior side of horizontal channel. Metal studs attached to inside face of horizontal channel. Gypsum wall board was installed over metal studs to form interior wall of showroom. Metal stud/gypsum wall appeared to extend approximately 0.3 m (1 ft) above drop ceiling along east wall. Reddish-brown steel I-beam column and roof beam also visible in photo.

APPENDIX G. WAREHOUSE PHOTOGRAPHS

G.1 WAREHOUSE EXTERIOR PHOTOS

Several days after the fire, photographs were taken of the exterior and to a more limited extent, the interior.



Figure G-1. East wall of warehouse intersecting with repair shop.





**Figure G-2. East wall of warehouse intersecting repair shop.
Open area at corner of warehouse wall was doorway from
warehouse into repair shop.**



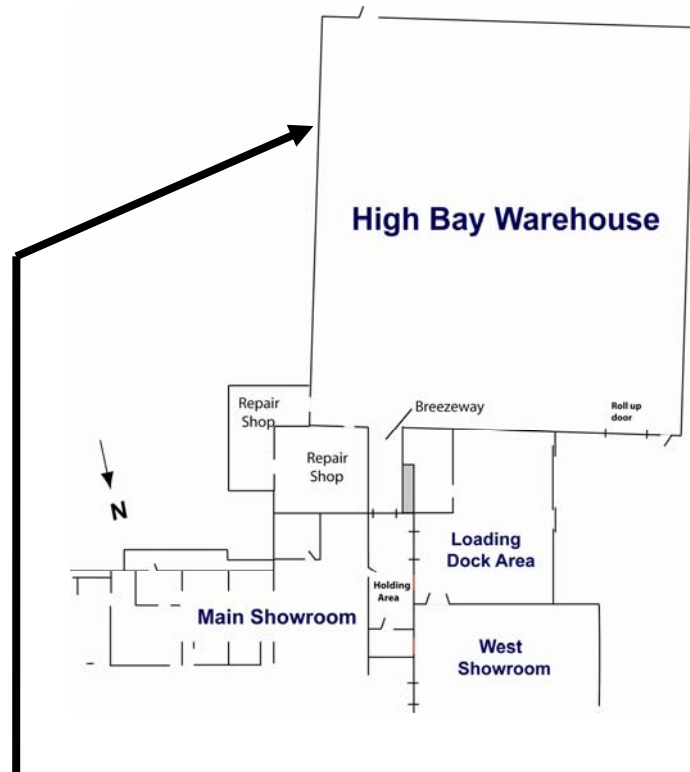


Figure G-3. East wall of warehouse.




Figure G-4. East wall of warehouse intersecting with south wall.



Figure G-5. Corner of south and east walls of warehouse.

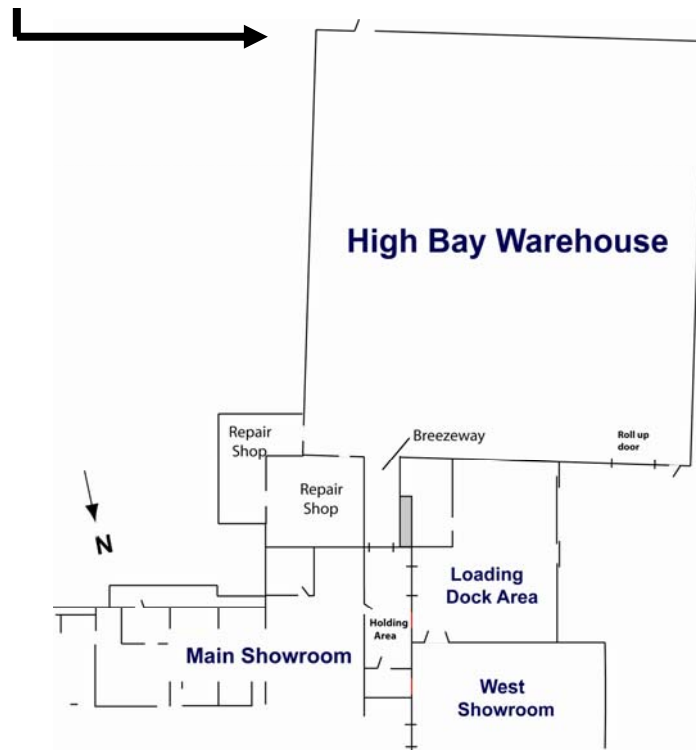




Figure G-6. View inside warehouse from outside south wall.





NIST Photograph

Figure G-7. South wall of warehouse.





Figure G-8. West wall of warehouse behind fence and small trees.

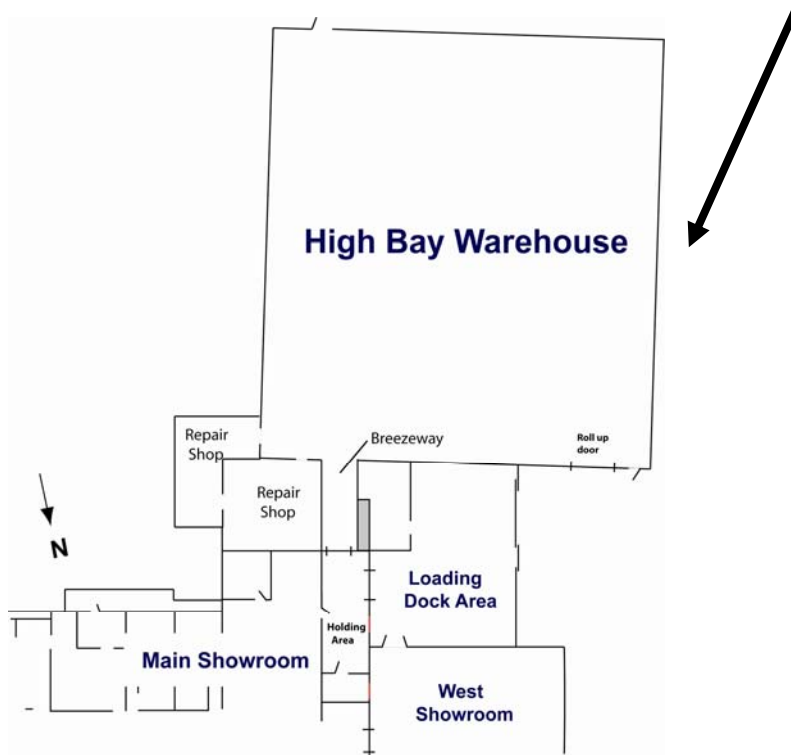




Figure G-9. West wall of warehouse.



Figure G-10. Automobile repair garage, yellow structure, on lot adjacent to Sofa Super Store. Loading dock area of warehouse visible in background.

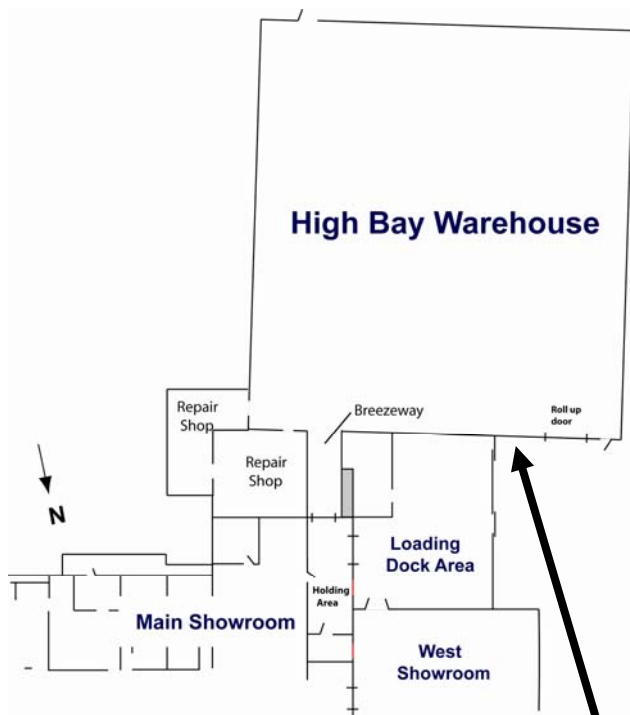


Figure G-11. West wall of west showroom and north wall of warehouse.

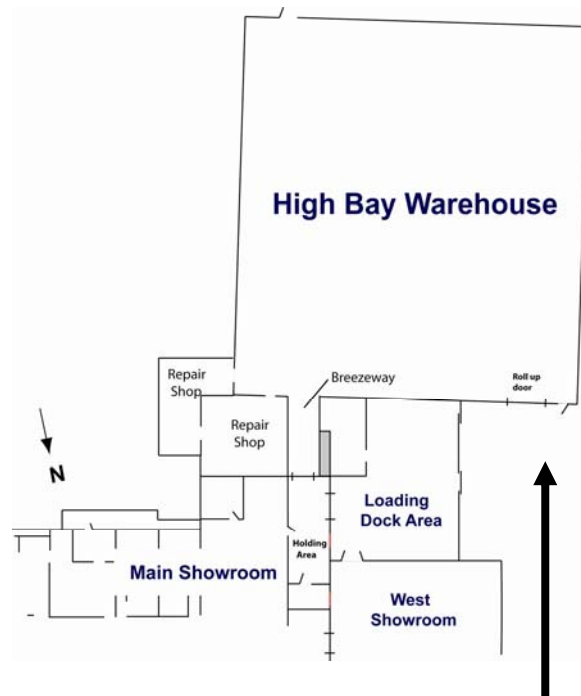


Figure G-12. Driveway leading along west showroom to warehouse and loading dock area.


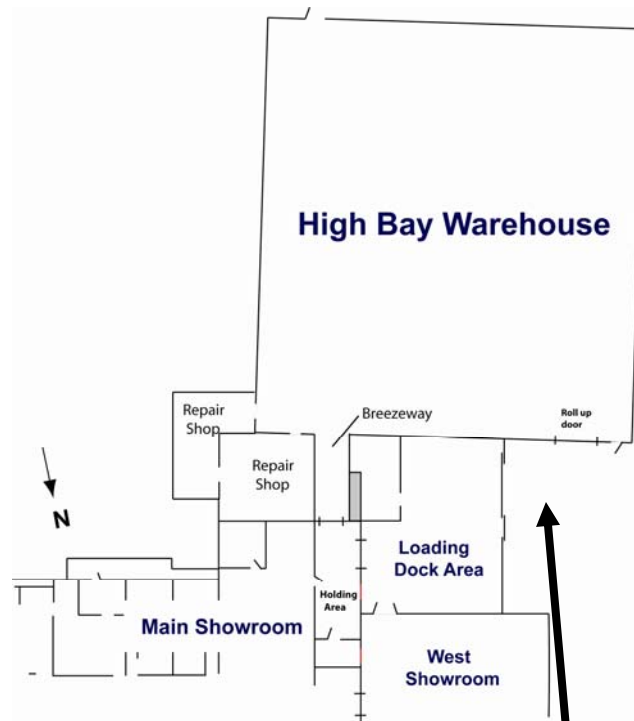


Figure G-13. West wall of west showroom and warehouse loading area.



Figure G-14. Warehouse loading area visible on left and trash storage area visible on right.

G.2 WAREHOUSE INTERIOR PHOTOS

Several days after the fire, photographs were taken of the interior of the warehouse. Due to safety concerns with structural stability of the warehouse, most interior photographs were taken from doorways or through openings rather than from inside the structure.

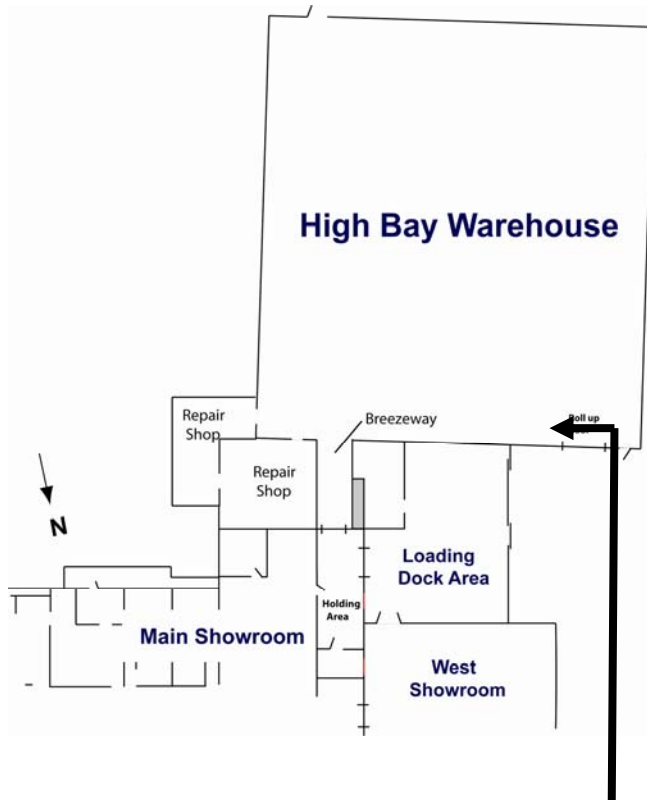


Figure G-15. Interior of warehouse looking from roll-down door toward repair shop doorway.



Figure G-16. High rack storage units inside warehouse.

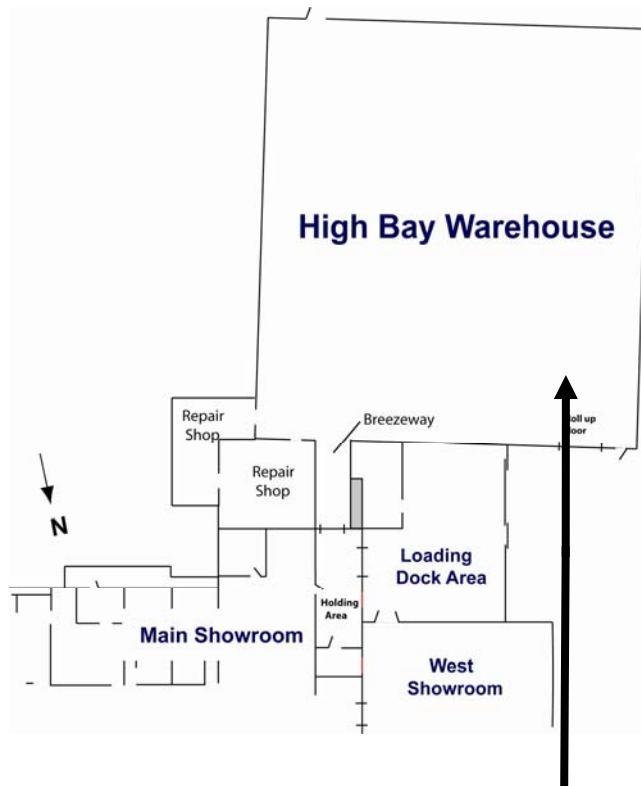


Figure G-17. High rack storage units inside warehouse.


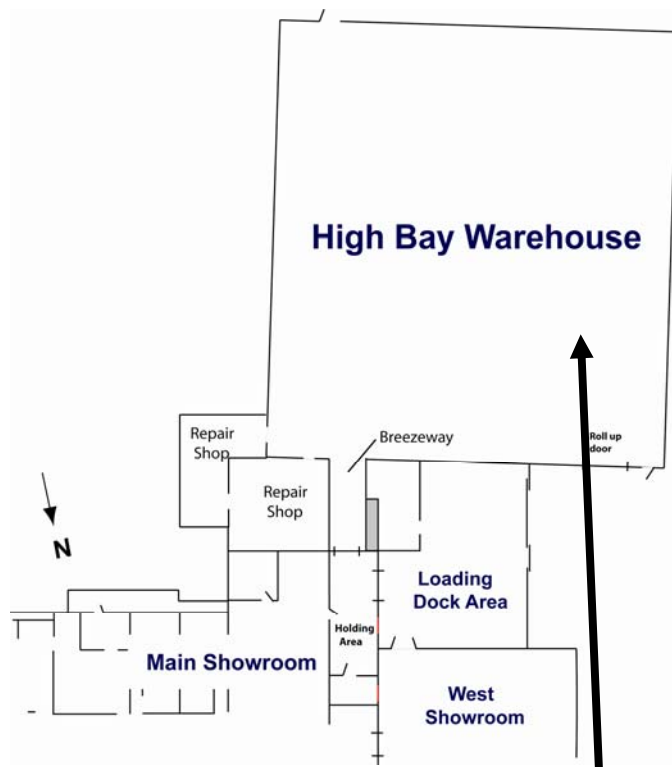


Figure G-18. Interior of warehouse looking toward roof.

APPENDIX H. REPAIR SHOPS

H.1 REPAIR SHOPS

Two repair shops were added between the rear of the main showroom and the north wall of the warehouse. Both of these areas had metal siding over wood frame construction.



Figure H-1. North wall of repair shop looking toward warehouse from rear of main showroom. Small window-mount style air conditioner was installed in rectangular hole in center of wall.

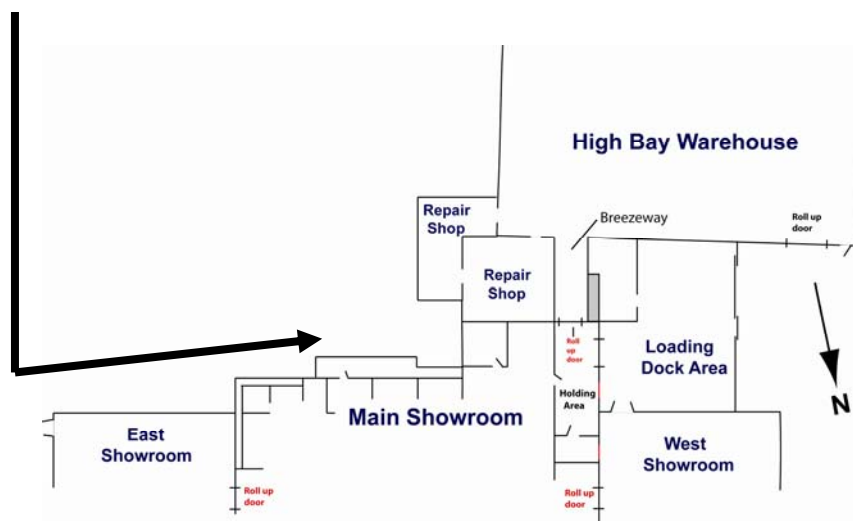




Figure H-2. North wall of repair shop looking toward warehouse, from rear of main showroom. Air conditioner was mounted in small rectangular hole in center of wall.

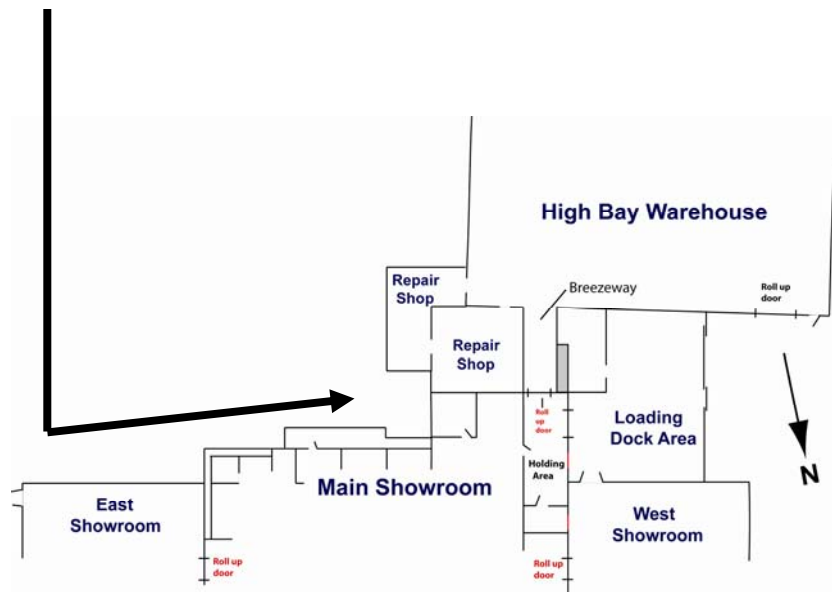




Figure H-3. Intersection of walls of two repair shops with rear wall of main showroom. Trapped employee was extracted from opening in metal siding visible in center of photo (circled area). Air conditioner which had been mounted in rectangular opening in wall fell out and was on ground below opening.

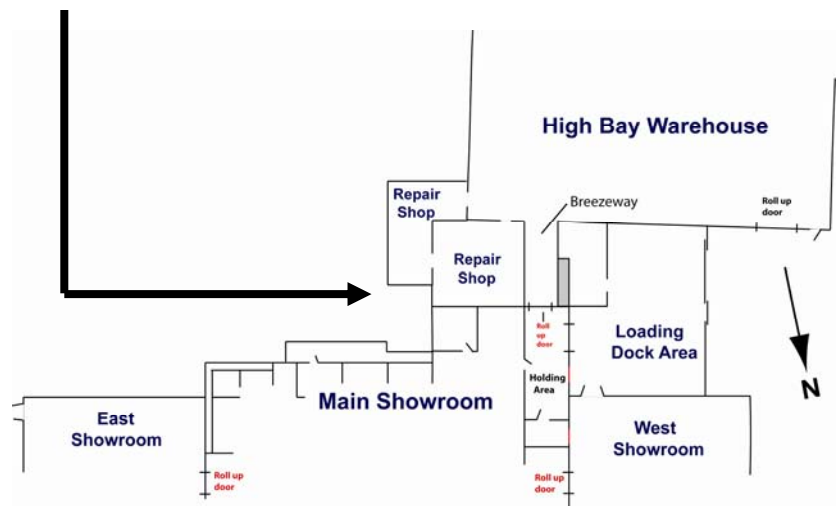




Figure H-4. View inside repair shop area.

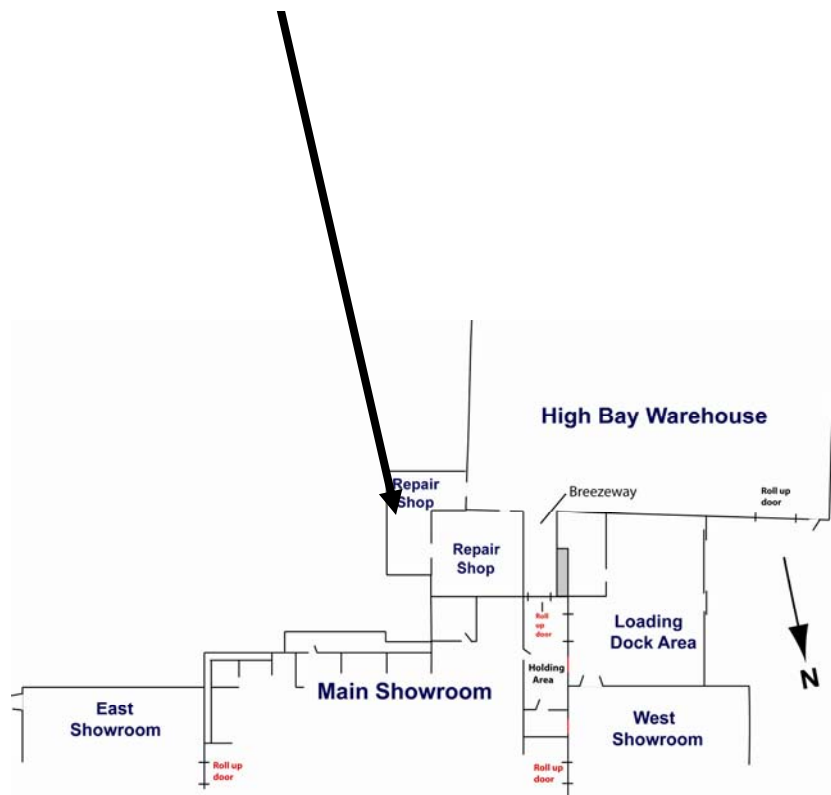




Figure H-5. East wall of repair shop.

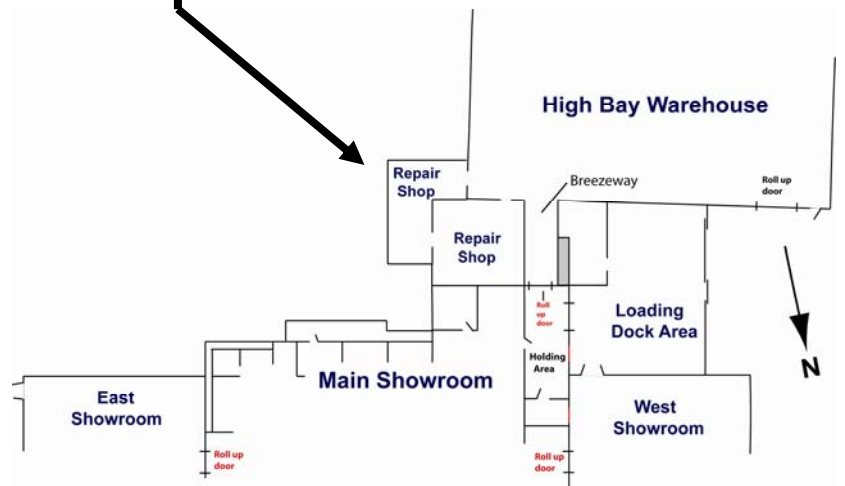




Figure H-6. Wood frame of repair shop.

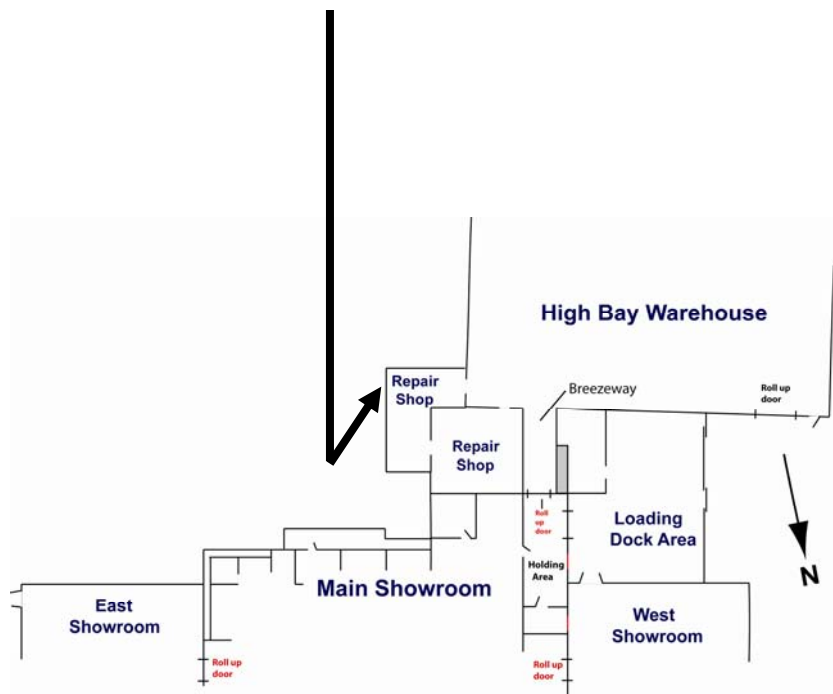




Figure H-7. South wall of repair shop. Rectangular opening was doorway from repair shop to warehouse.

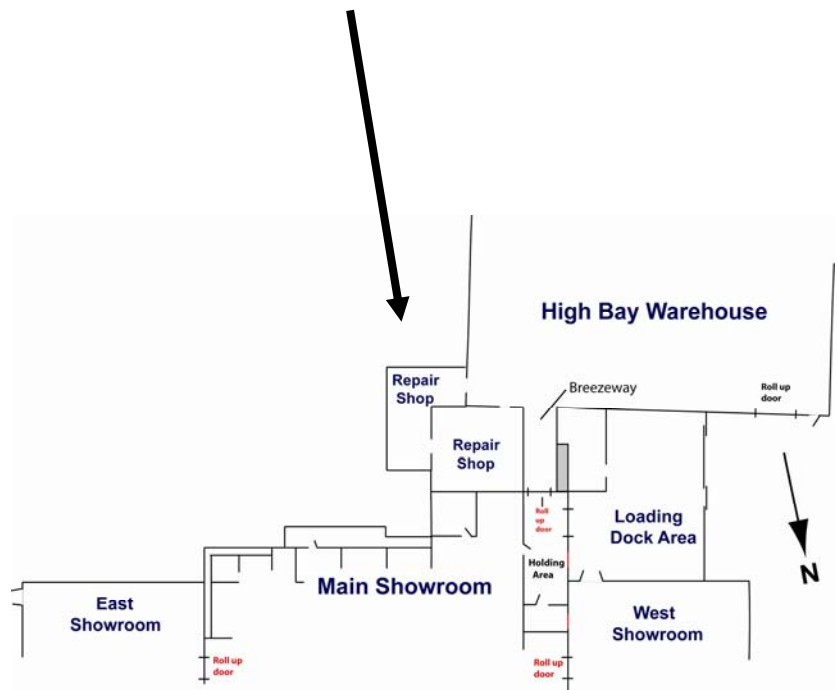




Figure H-8. Rear wall of main showroom visible through repair shop.

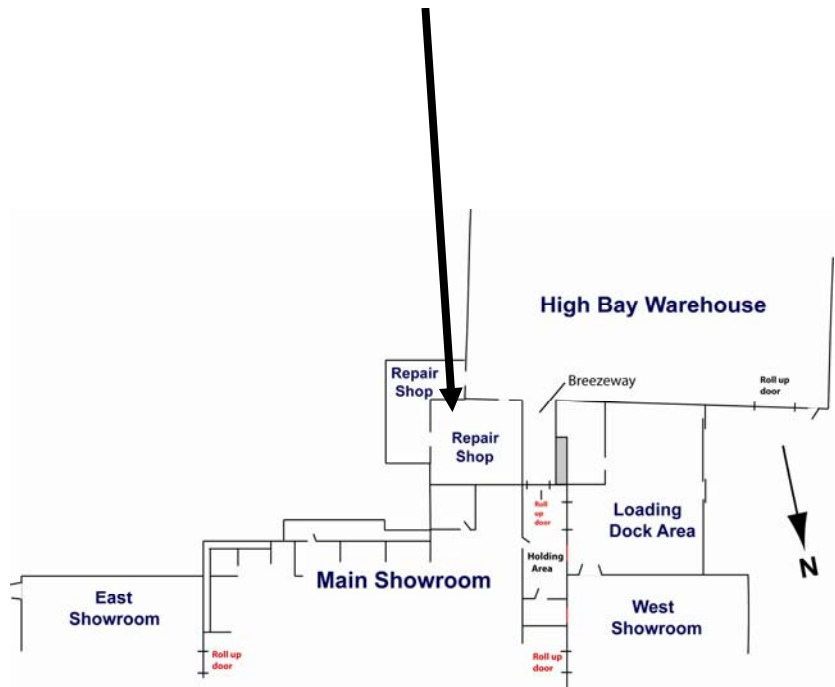




Figure H-9. Doorway from repair shop into warehouse.

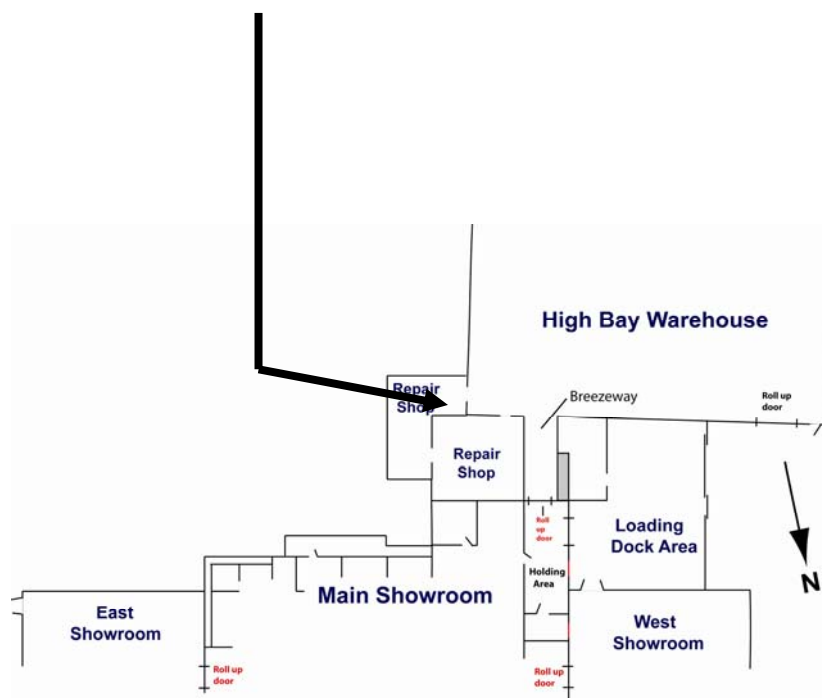




Figure H-10. Intersection of breezeway and rear wall of main showroom.

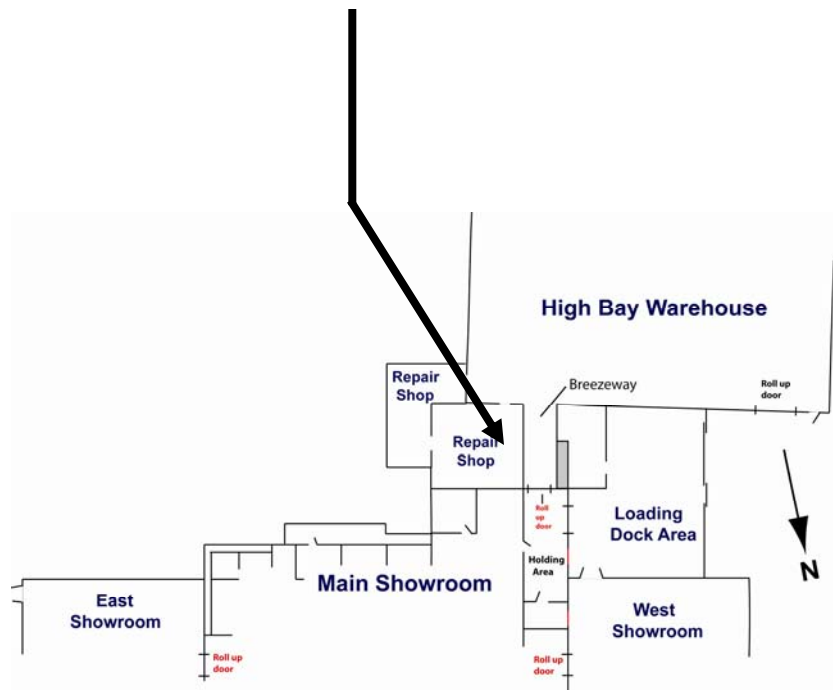




Figure H-11. Rear wall of main showroom formed north wall of repair shop.

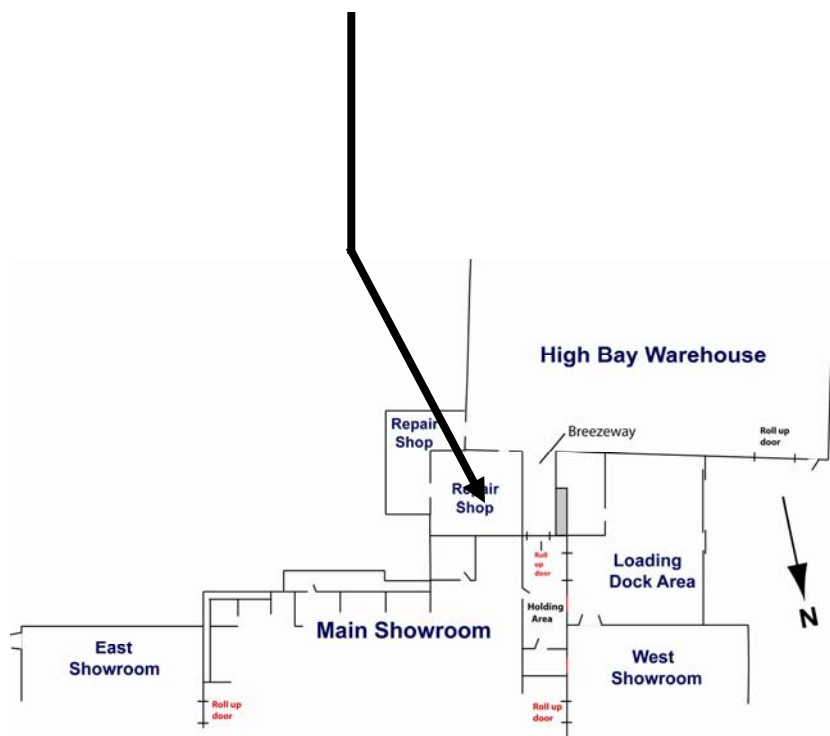
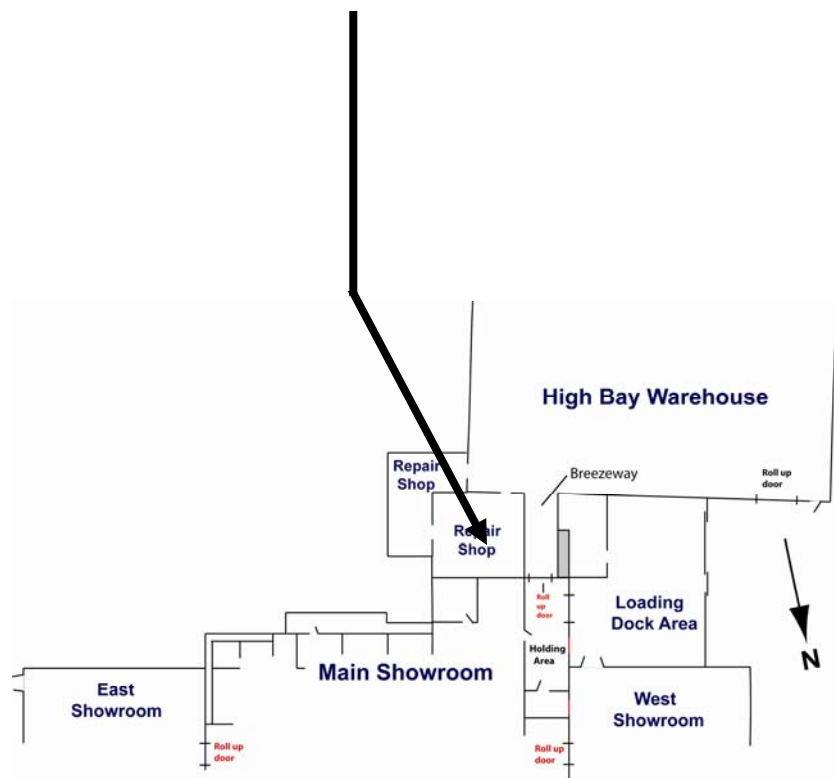




Figure H-12. Intersection of breezeway metal wall and rear wall of main showroom inside repair shop area.



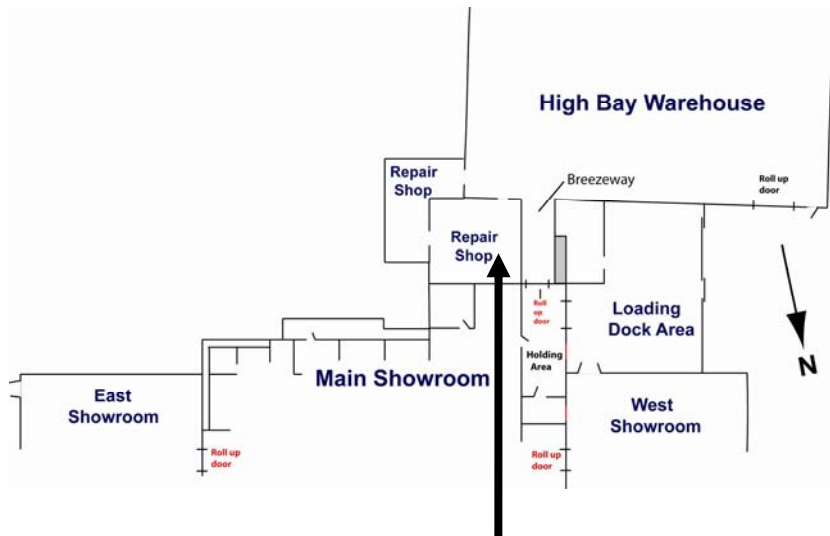


Figure H-13. Doorway opening from repair shop into warehouse.

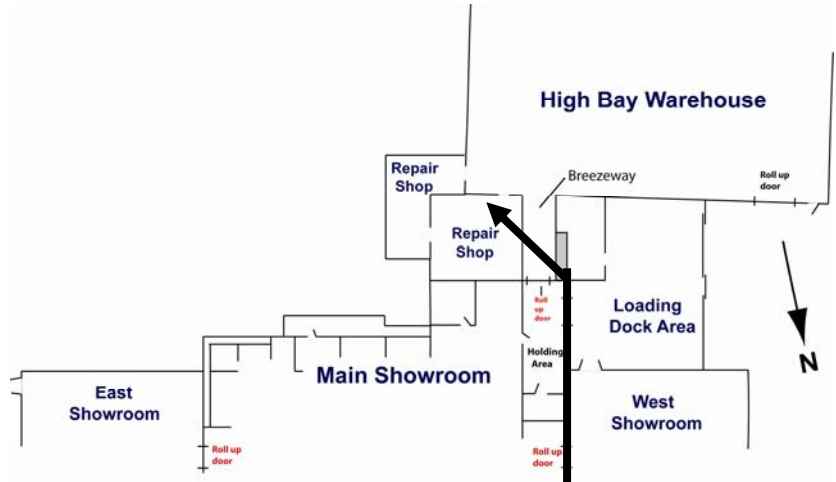


Figure H-14. Inside of repair shop looking out through other workshop. Northeast corner of warehouse visible in center of photo.

APPENDIX I. REAR WALL OF MAIN SHOWROOM

I.1 REAR WALL OF MAIN SHOWROOM

In the original structure, there appeared to have been some areas or spaces that were external to the rear wall of the main showroom. These spaces may have housed the refrigeration equipment for the grocery store's freezers and refrigerated display cases. At some later time, the walls and doors leading to these areas were filled in with blocks.



Figure I-1. Rear wall of store. Metal siding visible on the right is rear wall of east showroom. Rear wall of main showroom is visible beyond wood fence.

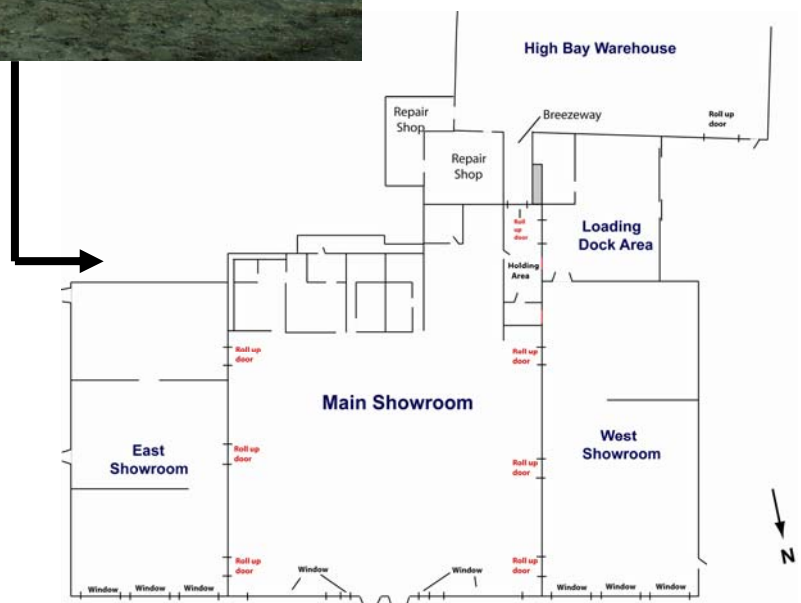




Figure I-2. Rear wall of store. Intersection of metal siding at rear of east showroom and concrete block wall at rear of main showroom.

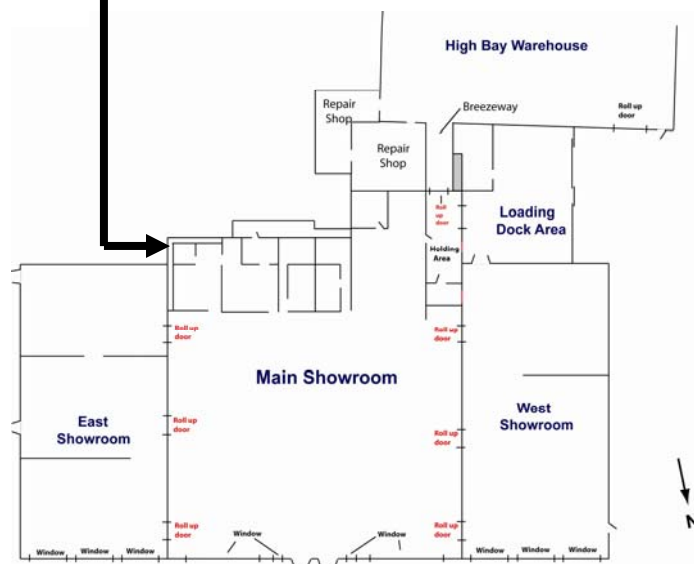




Figure I-3. Rear wall of main showroom. When structure was used as a grocery store, refrigeration equipment was probably located in enclosed area attached to rear wall of main showroom. There did not appear to be a door opening between enclosed area and main showroom.

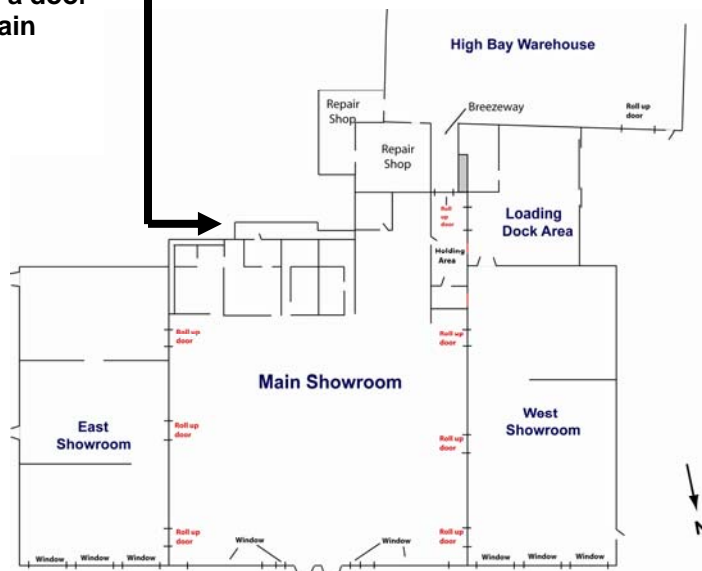




Figure I-4. Area on the rear wall of main showroom that was filled in with concrete blocks.






Figure I-5. Doorway on the rear wall of main showroom that was filled in with concrete blocks.

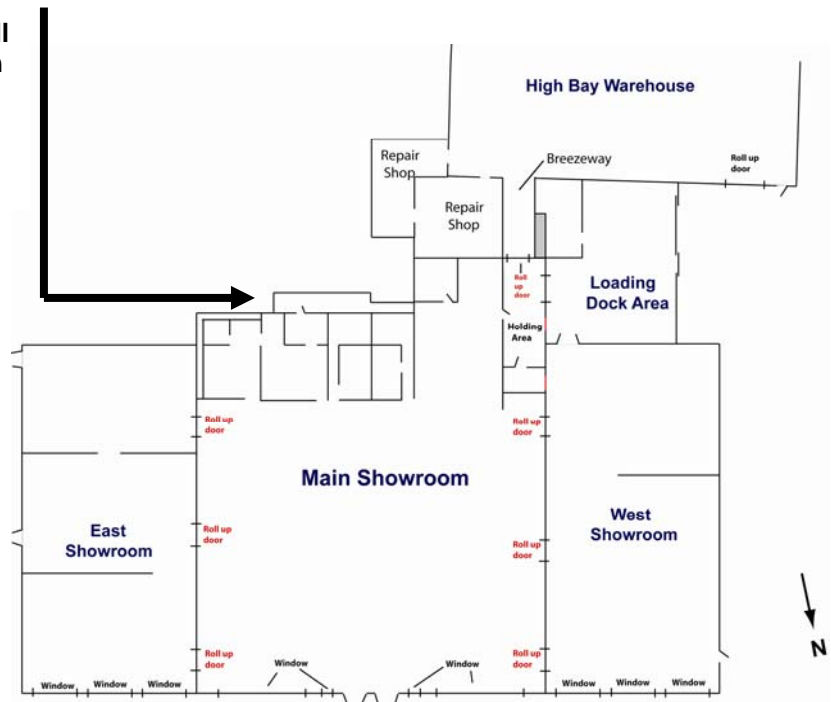




Figure I-6. Interior view of enclosed area at rear of main showroom. Doorway that was filled with concrete block is located beyond rusty metal electrical panel cover in left of photograph.

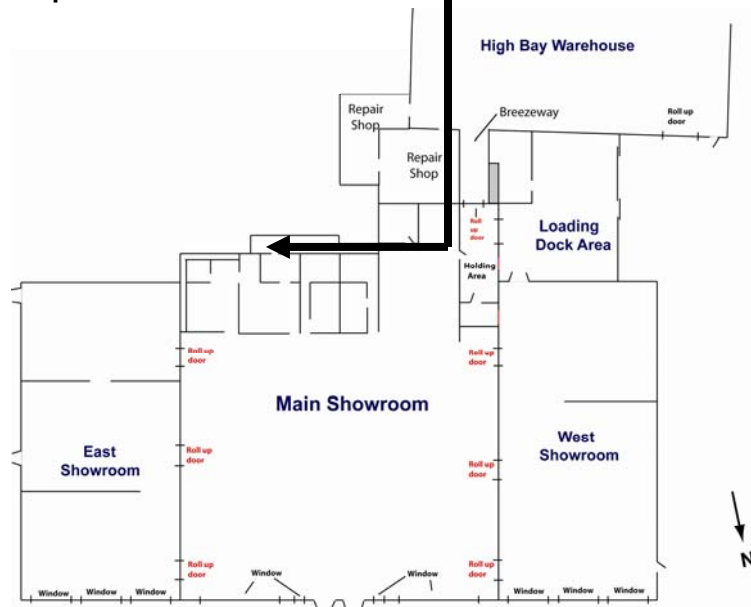




Figure I-7. Rear wall of main showroom. Openings in wall have been filled with concrete block. Wood fence is visible in center right of photograph.

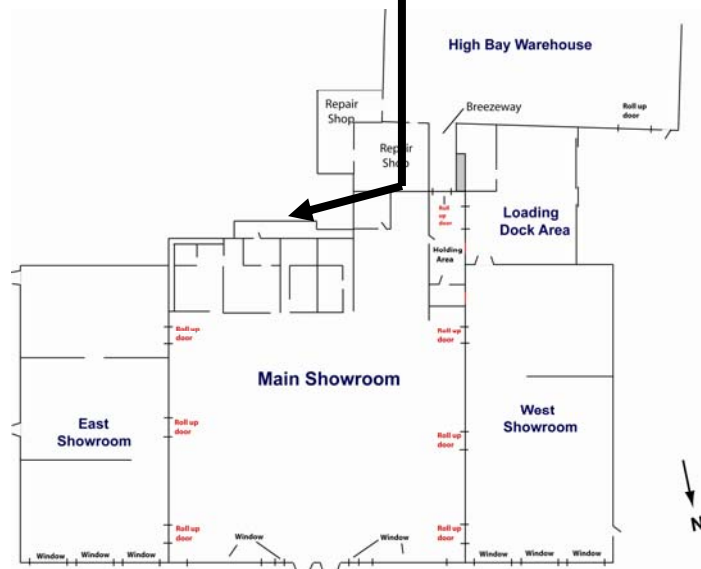




Figure I-8. Openings on the rear wall of main showroom that were filled in with concrete blocks.

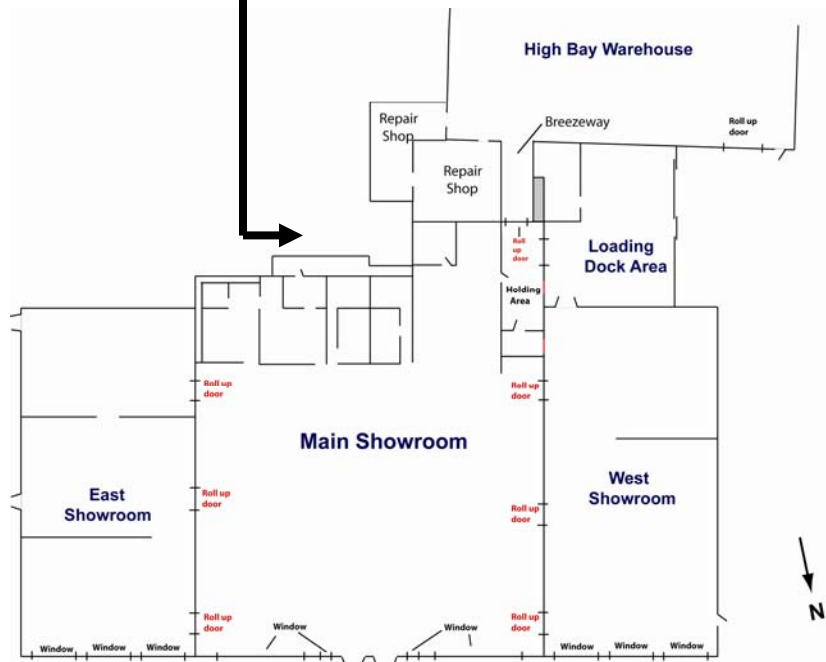




Figure I-9. Openings on the rear wall of main showroom that were filled in with concrete blocks.

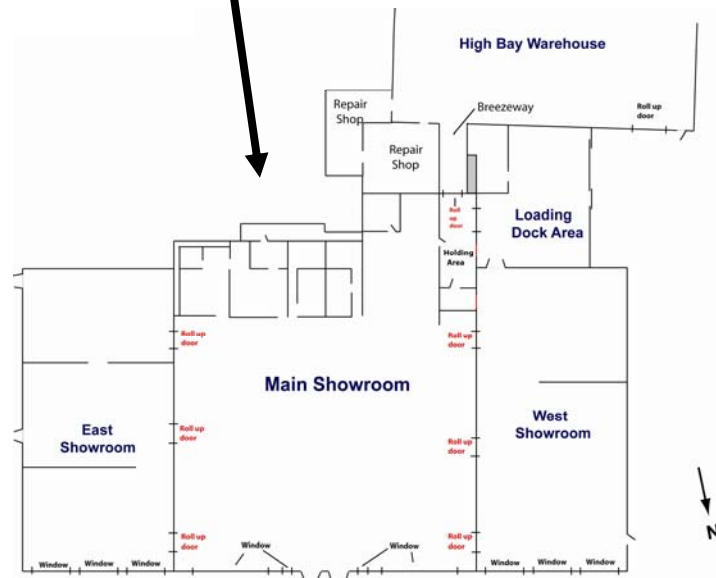




Figure I-10. Opening on the rear wall of main showroom that was filled in with concrete blocks.

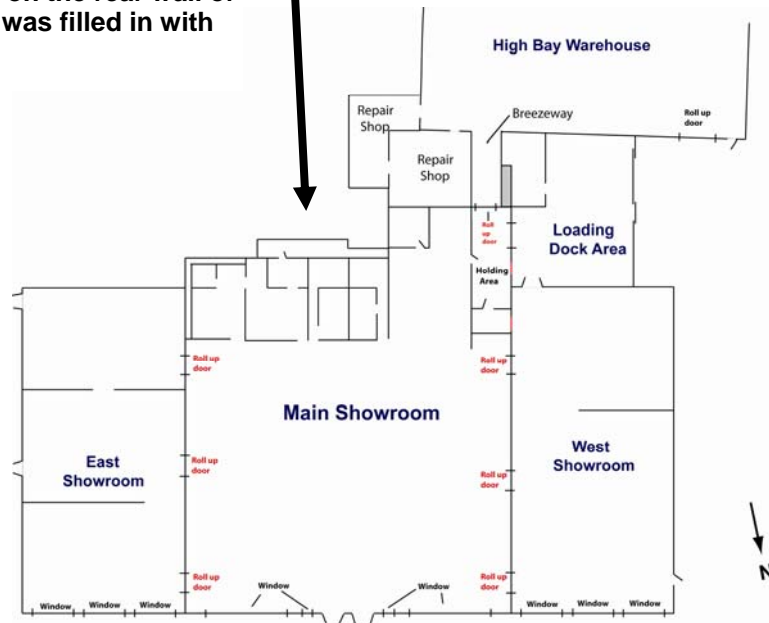
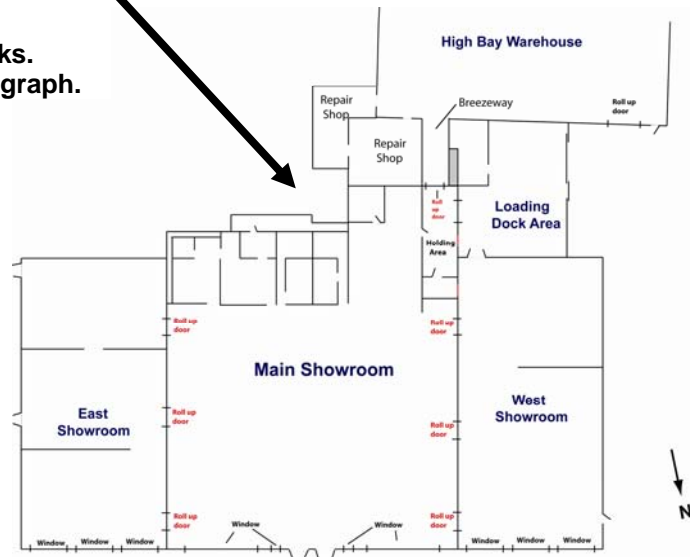




Figure I-11. Openings on the rear wall of main showroom that were filled in with concrete blocks. Incinerator exhaust stack visible in left of photograph.



I.2 REAR OF MAIN SHOWROOM AFTER REMOVAL OF WAREHOUSE

After the demolition and removal of the warehouse, additional photographs were taken of the rear of the store.



Figure I-12. Rear of main showroom after removal of warehouse. Rust colored section visible on left of photograph is rear of west showroom.

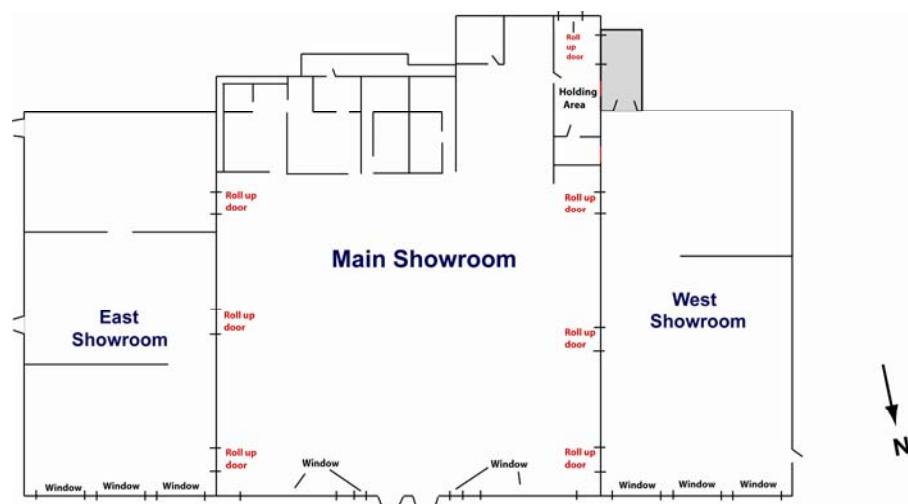


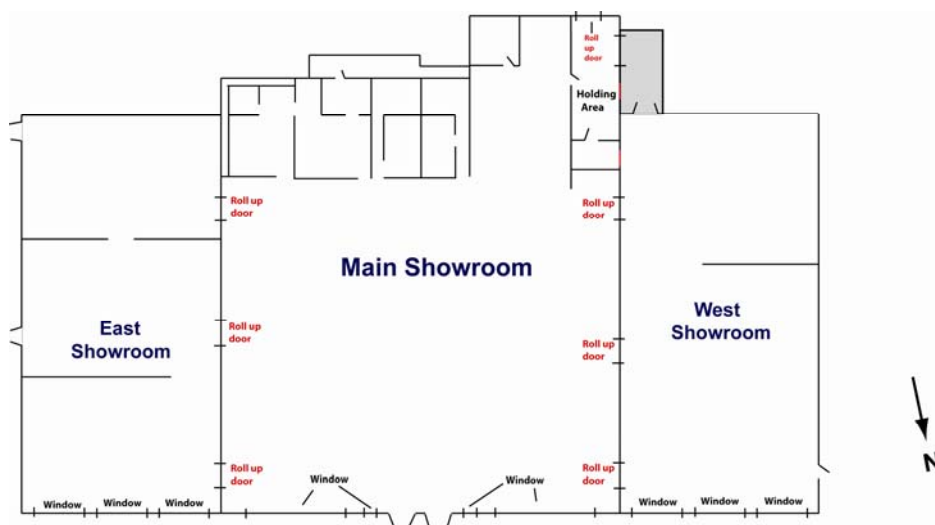


Figure I-13. Rear of main showroom after removal of warehouse.





Figure I-14. Rear of main showroom after removal of warehouse.



APPENDIX J. RETAIL MERCHANDISE ESTIMATES

J.1 RETAIL MERCHANDISE

Inventory and sales records of merchandise were stored at the Sofa Super Store. Although the inventory and sales records were not recovered from the fire scene, it is still useful to estimate how much merchandise might have been present.

Typical dimensions for different types of furniture are tabulated in Table J-1. Average values for mass and heat release rates for various types of furniture are also tabulated [1-5].

If one assumes a distribution of furniture items, and the fraction of floor space used to display the items, one can estimate the number of items that may have been displayed. The number of display items, as a function of various fractions of floor space used to display furniture, are tabulated in Tables J-2, J-3, and J-4. The loading dock area was used for staging furniture for delivery. Similar estimates for the loading dock are tabulated in Table J-5.

The warehouse used high rack storage to hold merchandise. Each of the 22 rows of racks appeared to be about 6 shelves high and 30.5 m (100 ft) long. Using the same dimensions for sofas, mattresses, and chairs, assuming each item required 150 % of its width, and the fraction of rack space occupied, the number of items was estimated. These estimates are tabulated in Table J-6.

Table J-1. Typical dimensions and average mass and energy content for range of furniture types.

Item	Length		Width		Height / Thickness		Area		Average Mass		Average Energy Content
	in	m	in	m	in	m	ft ²	m ²	lbs	kg	MJ
Sofa	84	2.1	36	0.91	34	0.86	21	2.0	121	55	560
Chair	42	1.1	36	0.91	34	0.86	10.5	1.0	53	24	300
Mattress	84	2.1	66	1.7	16	0.41	38.5	3.6	120	54	600
Dresser	36	0.91	18	0.46	48	1.2	4.5	0.42	108	49	620
Table	72	1.8	48	1.2	6	0.15	24	2.2	35	16	200
Rug	96	2.4	96	2.4	0.5	0.012	64	6.0	35	16	200

Table J-2. Number of items displayed in Main Showroom (1585 m²) for specific fraction of floor space used to display furniture.

Percent of Available Floor Space Used to Display Merchandise	Sofa	Chair	Mattress	Dresser	Table	Rug	Estimated Total Items	Total Mass kg (lbs)	Estimated Mass Loading kg/m ² (lbs/ft ²)	Estimated Total Energy Content GJ
40 %	45	90	23	60	39	38	293	10,000 (21,900)	6.3 (1.3)	120
50 %	55	110	28	73	47	46	359	12,200 (26,800)	7.7 (1.6)	145
60 %	68	136	34	90	58	57	444	15,000 (33,100)	9.5 (1.9)	180
70 %	78	156	39	104	66	66	509	17,300 (38,000)	10.9 (2.2)	205
80 %	90	180	45	120	77	77	589	19,900 (43,800)	12.6 (2.6)	240

Table J-3. Number of items displayed in West Showroom (652 m²) for specific fraction of floor space used to display furniture.

Percent of Available Floor Space Used to Display Merchandise	Sofa	Chair	Mattress	Dresser	Table	Rug	Estimated Total Items	Total Mass kg (lbs)	Estimated Mass Loading kg/m ² (lbs/ft ²)	Estimated Total Energy Content GJ
40 %	39	70	12	16	2	10	148	5,400 (11,900)	8.3 (1.7)	62
50 %	48	86	14	19	2	12	182	6,600 (14,600)	10.2 (2.1)	80
60 %	58	104	17	23	3	15	220	8,000 (17,700)	12.3 (2.5)	90
70 %	66	119	20	26	3	17	251	9,100 (20,100)	14.0 (2.9)	105
80 %	75	135	23	30	4	19	285	10,400 (23,000)	15.9 (3.3)	120

Table J-4. Number of items displayed in East Showroom (645 m²) for specific fraction of floor space used to display furniture.

Percent of Available Floor Space Used to Display Merchandise	Sofa	Chair	Mattress	Dresser	Table	Rug	Estimated Total Items	Total Mass kg (lbs)	Estimated Mass Loading kg/m ² (lbs/ft ²)	Estimated Total Energy Content GJ
40 %	14	28	28	42	1	8	121	5,100 (11,300)	8.0 (1.6)	60
50 %	18	36	36	54	1	11	156	6,600 (14,500)	11.3 (2.1)	80
60 %	21	42	42	63	1	13	182	7,700 (17,000)	12.0 (2.4)	90
70 %	25	50	50	84	1	15	216	9,200 (20,200)	14.2 (2.9)	110
80 %	28	56	56	84	1	17	242	10,300 (22,600)	15.9 (3.3)	120

Table J-5. Number of items staged in Loading Dock Area (206 m²) for specific fraction of floorspace used to display furniture.

Percent of Available Floor Space Used to Display Merchandise	Sofa	Chair	Mattress	Dresser	Table	Rug	Estimated Total Items	Total Mass kg (lbs)	Estimated Mass Loading kg/m ² (lbs/ft ²)	Estimated Total Energy Content GJ
30 %	9	9	9	9	1	5	42	1,700 (3,800)	8.4 (1.7)	20
40 %	11	11	11	11	1	6	51	2,100 (4,600)	10.2 (2.1)	24
50 %	15	15	15	15	2	8	70	2,900 (6,300)	13.9 (2.8)	33
60 %	17	17	17	17	2	9	79	3,300 (7,200)	15.8 (3.2)	37
70 %	20	20	20	20	2	10	92	3,800 (8,400)	18.6 (3.8)	44
80 %	23	23	23	23	2	12	106	4,400 (9,700)	21.4 (4.4)	51

Table J-6. Number of items stored in warehouse for specific fraction of rack space used to hold merchandise.

Percent of Available Rack Space Used to Hold Merchandise	Sofa	Chair	Mattress	Estimated Total Items	Total Mass kg (lbs)	Estimated Mass Loading kg/m ² (lbs/ft ²)	Estimated Total Energy Content GJ
10 %	90	110	20	220	8,500 (18,700)	5 (1.0)	65
20 %	100	220	40	440	17,000 (37,500)	12 (2.4)	190
30 %	265	320	50	635	25,100 (55,100)	17 (3.5)	280
40 %	360	430	70	860	34,000 (74,900)	23 (4.7)	375
50 %	450	540	90	1000	42,600 (93,600)	29 (5.9)	460
60 %	535	640	110	1285	50,600 (100,000)	35 (7.0)	560
70 %	625	750	125	1500	59,000 (130,000)	40 (8.2)	650
80 %	715	860	140	1715	67,600 (149,000)	46 (9.4)	750
90 %	810	970	160	1940	76,100 (168,000)	52 (10.6)	840

J.2 REFERENCES FOR APPENDIX J

- [1] Babrauskas, V., Lawson, J.R., Walton, W.D., and Twilley, W.H., "Upholstered furniture Heat Release Rates Measured with a Furniture Calorimeter", NBSIR 82-2604, National Institute of Standards and Technology, Gaithersburg, MD, 73 p., December 1982.
- [2] Babrauskas, V., and Krasny, J., "Fire Behavior of Upholstered Furniture", NBS Monograph 173, National Institute of Standards and Technology, Gaithersburg, MD, 101 p., November 1985.
- [3] Denize, Hamish, "The Combustion Behavior of Upholstered Furniture Materials in New Zealand", Fire Engineering Research Report 00/04, University of Canterbury, Christchurch, New Zealand, March 2000.
- [4] Stroup, D.W., Bryner, N., Lee, J.L., McElroy, J., Roadarmel, G., Twilley, W. H., "Structural Collapse Fire Tests: Single Story, Wood Frame Structures", NISTIR 7094, National Institute of Standards and Technology, Gaithersburg, MD, March 2004.
- [5] Firestone, James, "An Analysis of Furniture Heat Release Rates by Nordtest", Fire Engineering Research Report 99/07, University of Canterbury, Christchurch, New Zealand, March 1999.

K. COMPUTER SIMULATION OF FIRE AND SMOKE SPREAD

K.1 INTRODUCTION

K.1.1 General

Computer simulations, also known as numerical modeling, have been demonstrated to be useful, when properly applied, as a tool to help fill in details of the fire dynamics and to demonstrate the value of alternative building designs and fire safety measures [1]. When properly verified and validated, models can be used to obtain quantitative results. The Sofa Super Store simulation results are an approximation of the actual event, and should be considered as qualitative rather than quantitative. In other words, it is likely that the simulations do not return exactly the same results that might have been present in the real world situation, but they can provide a reasonable approximation of conditions. These simulated scenarios can then be used to further examine relative differences when simulations that include changes to the modeled environment are compared with each other.

This appendix provides a detailed description of the models and the inputs that were used to simulate the fire and smoke spread during the Sofa Super Store fire for five different scenarios. The computations included simulated fire and smoke spread, potential temperatures, and oxygen concentrations that may have existed in the actual incident. Each of the simulation results was analyzed and compared to published tenability criteria [2], excluding any protective clothing or use of self-contained breathing apparatus (SCBA). The input files for each of the simulation runs are included in Appendix L.

K.1.2 Simulation of the Fire and Smoke Spread

The value of the computer simulation of the Sofa Super Store fire is its ability to generate a clearer picture of the conditions that existed within the Sofa Super Store as the fire progressed. The simulation can be used to examine the change in the initial conditions and analyze possible interventions on the dynamics of the fire and the environment within the store. The store environment and fire dynamics are characterized in this study by the following dependent variables:

- heat release rate of the fire as a function of time;
- visibility as a function of location and time;
- temperature as a function of location and time;
- oxygen volume fraction as a function of location and time; and
- velocity of the air and fire plume as a function of location and time.

(i) Fire Growth and Spread Inside the Store

The focus of this simulation was the examination of conditions that may have been present in the Sofa Super Store during the first 40 minutes (2400 s) after the fire department discovered the fire in the loading dock area. For these model simulations, the fire department was on scene at time = 0, the fire was discovered at the rear of the west showroom at 2 minutes, E-12 began pumping water to E-10 (loading dock) at 10 minutes, broken radio calls began to indicate fire fighters in trouble at 16 minutes, front windows were vented at 24 minutes, fire was emerging from front windows at 26 minutes, last fire fighter successfully exited structure at 27 minutes, and the roof over the main showroom partially collapsed at 40 minutes. Each 40 minute simulation covered the time period from fire department's arrival at 7:11 p.m., to just after the partial collapse of the main showroom roof at 7:51 p.m.

(ii) Fire-spread into Showrooms versus Warehouse

The fire spread from the loading dock into both the warehouse and showrooms. The manner in which the fire spread to these two areas was significantly different. The spread of the fire into the showrooms was not reported by the fire fighters for at least 10 minutes after they entered the showrooms. The simulation was designed to provide insight into how the fire might have spread into the showrooms in a concealed or less visible manner. This simulation considered different scenarios for fire-spread into the showrooms, including 1) through the double doors at the rear of the west showroom, and 2) through the holding area.

The movement of the fire into the warehouse was observed and reported by the fire fighters (Section 3.3.6). The energy (heat) from the fire apparently moved through a metal wall and into the warehouse, igniting the fuel load stored in the warehouse. Because the movement of fire into the warehouse was straightforward, it was not the focus of this simulation.

(iii) Impact of Sprinklers on the Loading Dock Fire

Fire sprinklers are very effective in controlling the growth and spread of fires. Sprinklers were not installed in the showrooms, loading dock, or warehouse of the Sofa Super Store. The simulation considered the effect of sprinklers by including a scenario in which fire sprinklers were installed in the enclosed loading dock.

(iv) Impact of Ventilation

Ventilation can significantly impact how a fire grows and develops. The fire service often ventilates a structure by breaking windows or cutting holes in roofs in order to allow the smoke and hot gases to be exhausted from the structure. Less smoke and hot gases can improve visibility and make working conditions more tenable. Ventilation can also provide additional air to the fire and can result in a greater release of heat or energy.

The fire at the rear of the main showroom moved quickly toward the front of the store after the front windows were broken by the fire service. This simulation considered how different ventilation scenarios might have affected the fire-spread, including 1) breaking the front windows, and 2) leaving the front windows intact.

In addition to ventilating structures by breaking windows, a fire service fighting a fire might also cut holes in the roof. The simulation considered different scenarios involving holes in the roof, including: 1) a small opening above the holding area; and 2) a large opening above the rear of the main showroom.

K.1.3 Computer Model Simulations of the Fire Dynamics

The simulation of the Sofa Super Store fire included the following five scenarios or cases:

- 1) Baseline Scenario – an approximation of what actually occurred in Sofa Super Store.
- 2) Sprinklered Scenario – fire sprinklers added to the loading dock.
- 3) Front Windows Intact Scenario – baseline case except front windows remained intact.
- 4) Small Vent Scenario – roof vented with a small hole, 1.7 m^2 (18 ft^2), above holding area front windows intact.
- 5) Large Vent Scenario – roof vented with a large hole, 5.9 m^2 (64 ft^2), above rear of main showroom, front windows intact.

The baseline scenario represents an approximation of what actually occurred in the store on June 18, 2007, based upon the evidence and time line described in the previous chapters.

K.2 NIST FIRE DYNAMICS SIMULATOR OVERVIEW

K.2.1 General

The NIST Fire Dynamics Simulator (FDS) is a computational fluid dynamics model of fire-driven fluid flow. It solves a form of the Navier-Stokes equations appropriate for low-speed, thermally driven flow with an emphasis on smoke and heat transport from fires [3]. A companion software program, Smokeview allows for the simulation results to be easily displayed. FDS Version 1 was publicly released in February 2000. The predictions performed here were made with version 5.1.0 and Smokeview, version 5.0.7. These applications were combined into a single file known as a release bundle (FDS_5.1.0-SMV_5.1.0 – Released Jan. 8, 2008 - SVN Revision 1162) that was downloaded from the FDS-SMV development project site.¹ Complete descriptions of the FDS model and Smokeview, as well as the technical references which support the model, are given in references [3-5].

Inputs required by FDS include the geometry of the structure, the computational cell size, the location of the fire source, the energy release rate of the fire source, the mass, geometry and thermal properties of walls, ceilings, floors, and furnishings, and the size, location, and timing of door and window openings to the outside of the structure. The selection of thermophysical properties and dimensions for the input parameters can have a significant impact on the outcome of the simulation, and because considerable uncertainty exists in the values of these parameters, a range of values is used.

For a specific set of inputs, FDS calculates the fire-spread and smoke movement within the Sofa Super Store. The results of the simulation including the spread of fire and smoke within the loading dock, holding area, and showrooms, are compared to the photographic and video record and the statements of witnesses to assess the agreement between the simulation and the actual fire. The input parameters are systematically adjusted and the simulation re-run (Table K-1). This process of refining the input parameters continues until the best possible agreement has been achieved.

¹ <http://fds-smv.googlecode.com>

Table K-1. Range of Input Parameters and Simulation Values.

Input Parameter	Range	Simulation Value	Units
Furniture Foam			
<i>Reference Temperature</i>	200-375	350	°C
<i>Density</i>	20-40	20	kg/m ³
<i>Specific Heat</i>	0.65-2.0	1.4	kJ/kg
<i>Conductivity</i>	0.034-1.60	0.034	W/(m·K)
<i>Heat of Reaction</i>	800-2000	1350	kJ/kg
<i>Heat of Combustion</i>	20,000-50,000	25,000	kJ/kg
Furniture Fabric/Covering			
<i>Reference Temperature</i>	200-375	350	°C
<i>Density</i>	0.1-100.0	100	kg/m ³
<i>Specific Heat</i>	1-100	1	kJ/kg
<i>Conductivity</i>	0.1-3.5	0.1	W/(m·K)
<i>Heat of Reaction</i>	800-2000	1500	kJ/kg
<i>Heat of Combustion</i>	20,000-50,000	15000	kJ/kg
Computational mesh cell dimension	12.5-80.0	Multiple, see App. L	cm
Ventilation Points (doors, windows, roof)	Based on observations	Multiple, see App. L	seconds, °C

K.2.2 Computational Mesh / Domain

A computational fluid dynamics model requires that the room or building of interest be enclosed by a rectangular cuboid² control volume that is divided into smaller rectangular cuboid computational cells. The CFD model computes the density, velocity, temperature, pressure and species concentration of the gases in each cell as it steps through time. Based on the laws of conservation of mass, momentum, species, and energy, the model tracks the generation and movement of fire gases. In FDS terminology a control volume of cells is called a mesh. More than one mesh is used to break up a large model into smaller blocks that can be distributed over different computers so they can work together in parallel to simulate a much larger volume that would otherwise exceed the capabilities of a single computer. This multiple mesh configuration of FDS (multi-mesh) was used to generate results for this study.

FDS predictions are sensitive to mesh size. Using a larger number of smaller cells will generally capture more features of the flow. However, the computation time increases more than linearly with the increase in the number of mesh cells. Computation times of one day on a fast computer are not uncommon but may increase to several months with a large number of mesh cells. Therefore, it is important to use the smallest number of mesh cells that will still capture the important features of the fire. One way to reduce the number of mesh cells is the use of the multi-mesh configuration described above. The multi-mesh techniques uses smaller mesh cells that capture more detail near fire sources and larger mesh cells with lower resolution farther away, where, in general, smoke and heat transport are the dominant phenomena of interest.

² Weisstein, Eric W. "Cuboid." From MathWorld--A Wolfram Web Resource. <http://mathworld.wolfram.com/Cuboid.html>

K.2.3 Geometry

Building features such as walls, floors, windows, doors and furniture are described in FDS as “obstructions” (OBST in the input file, Appendix L). Since these obstructions are also cuboid, they must have sides that are either horizontal or vertical and no sloped or curved surfaces are allowed. The obstructions may be colored for identification and may be assigned material properties. The obstructions may be entered into the simulation with exact measurements from the building. However, FDS can only work with items that fall exactly on mesh cell boundaries. FDS takes the obstructions as they are defined in the input file and adjusts them to match the mesh cell boundaries. As a result, items may either grow or shrink to match the mesh. In most cases this does not have a major impact on the calculations, although it can result in walls with no thickness or walls with gaps at intersections. Usually these issues are resolved by adjusting the size of the object definition or slightly increasing mesh resolution to produce the desired model geometry.

K.2.4 Heat Transfer and Materials

Radiative heat transfer is included in the model and is shown as the solution of the radiation transport equation for a non-scattering gray gas. All solid surfaces are assigned thermal boundary conditions, plus information about their burning behavior. Heat and mass transfer to and from solid surfaces are based on empirical correlations. FDS utilizes material properties of the furnishings, walls, floors, and ceilings to compute fire growth and spread. When a surface material is defined for use in the FDS model, it is given a set of physical and thermal properties that are used by the model. Some of these properties such as thermal diffusivity, thermal conductivity, density and thickness, impact the heat transfer in the material. For materials that burn, additional parameters such as reference temperature, heat of combustion, heat of reaction and maximum burning rate, are specified. The properties for the materials, to the extent they were available, were taken from published fire data and references.

K.2.5 Combustion

The combustion process is handled by tracking where fuel and air mix at certain concentrations and react to produce heat. This is known as a mixture fraction combustion model [3], in which burning occurs in regions where the fuel and air are in specified stoichiometric proportion. This reaction processes generates heat along with products of combustion such as carbon monoxide (CO), carbon dioxide (CO₂) and water (H₂O), that are tracked as they move throughout the meshes.

K.2.6 Boundary Conditions

Boundary conditions to planar rectangular regions on either a solid obstruction surface or on the boundary of the computational domain are defined in the FDS input file with the namelist group ‘VENT’ (Appendix L). These boundary conditions are generally referred to as vents in reference to the input parameter. One application for vents is to create openings from the model to ambient conditions outside the computational domain. In these simulations, vents were used to allow fresh air to enter the simulation domain and to allow smoke and heat to exit the domain. Vents may be either simple openings that allow natural flow to occur based on the buoyancy of the hot gases, or vents may use a specified or forced flow rate such as the flow from a fan.

The VENT namelist group can also be used to introduce heat into the simulation and thus create the effect of a fire source in the model, by ejecting fuel according to a prescribed heat release rate³. Simulating the movement of the fire from the trash pile, through the wall, and into the loading dock, vents were used to initiate the fire on the loading dock. Later in the fire evolution, additional vents were used to simulate the spread of the fire from the holding area into the rear of the main showroom.

K.2.7 Openings within a Mesh

The placement of blocks (obstructions) within the mesh forms the structure of the building and its contents. The hydrodynamic calculations performed by FDS allow air, hot gases, smoke and flames to flow through the simulated building. Thermal radiation travels by line-of-sight and may be intercepted by obstacles within the meshes.

Normal buildings may appear tightly constructed, but there are many small openings or leaks within a building that allow for the flow of air or combustion products. Since objects can only exist at mesh boundaries, small leaks may be created by either using a very small mesh size, or by representing many small leaks by fewer large leaks.

During the course of a fire, some items within the building may be consumed by the fire or otherwise change position. FDS does not have the capability to calculate burn-through or collapse but the user can remove items during the course of the calculations. Items that are removed can represent objects that fall or are destroyed by fire, or objects that are changed by people such as doors or windows that are opened.

K.2.8 Smokeview

Smokeview is a scientific visualization program that was developed to display the results of an FDS model computation [4]. Smokeview allows the viewing of FDS results in three-dimensional images. Smokeview can display contours of temperature, velocity and gas concentration in planar slices. It can also display properties with iso-surfaces that are three-dimensional versions of a constant value of a property of interest. Iso-surfaces are most commonly used to provide a three-dimensional approximation of the flame surface where fuel and oxygen are mixing in a stoichiometric ratio, yielding a reaction and a flame surface.

K.3 FDS INCIDENT SIMULATION OVERVIEW

K.3.1 Computational Domain and Mesh Size

Collected on scene by the NIST team, data describing the geometry, material of constructions, and estimated number and type of retail merchandise were incorporated as input parameters for the FDS simulations. Figure K-1 shows a Smokeview rendering of the computational domain of the Sofa Super Store.

The computational domain for the incident simulation consisted of a total of 1,102,382 cells that encompassed a total volume of approximately 140,000 m³ (5 million ft³). Figure K-1 shows an isometric view of the structure with cells to show relative scale. The black lines surrounding the structure indicate bounds of the volume within the computational domain. This outer perimeter reflects the computation of the fire and smoke within the building. It also includes the outdoor conditions that might have affected

³ Heat Release Rate (HRR) is the rate at which a fire generates or releases energy or heat.

the flow of air to the fire and the flow of smoke from the fire. Figures K-2 and K-3 show front and side views of the Sofa Super Store, respectively, as rendered by Smokeview. Two different cell sizes were used in the simulation. For volumes that contained parts of the structure, cells were 37.5 cm (14.8 in) on each side. Cells that were outside of the structure were used to track smoke movement, and were 75 cm (29.5 in) on each side. Table K-2 provides a summary of the meshes used.

Selecting the appropriate cell size required balancing the need to resolve critical dimensions and physical phenomena against the need to budget enough time to perform the hundreds of computer runs necessary to assess the importance of different variables on the outcome. The FDS input parameters were adjusted by comparing the simulation results with the available photos, videos, witness statements, and other documentation of the fire. Over 250 computer simulations were required to match the observed phenomena and time line. The simulation that best matched with observations and time lines is presented as the baseline case. Each of the other cases presented in this report used the baseline case as the starting point and was subsequently modified to incorporate fire sprinklers, maintain the front windows intact, or create openings in the roof.

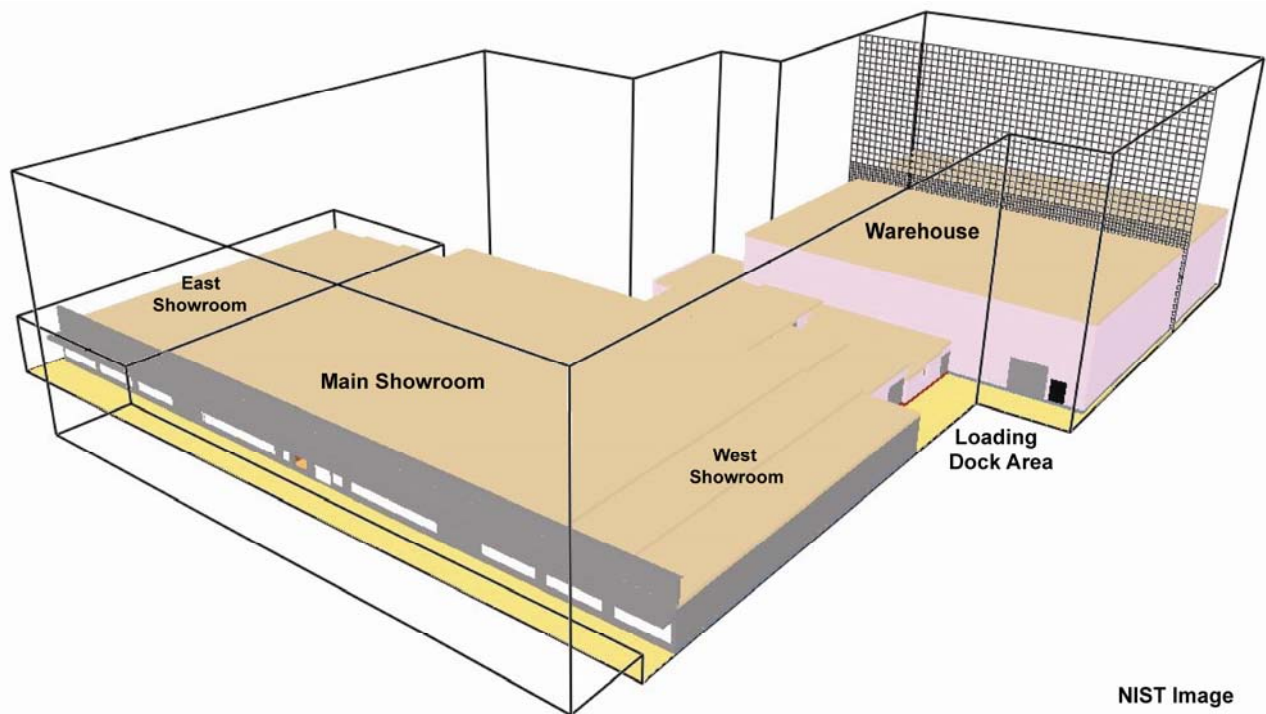


Figure K-1. Computational domain of the Sofa Super Store. Image rendered by Smokeview.



Figure K-2. Front view of the Sofa Super Store as rendered by Smokeview.

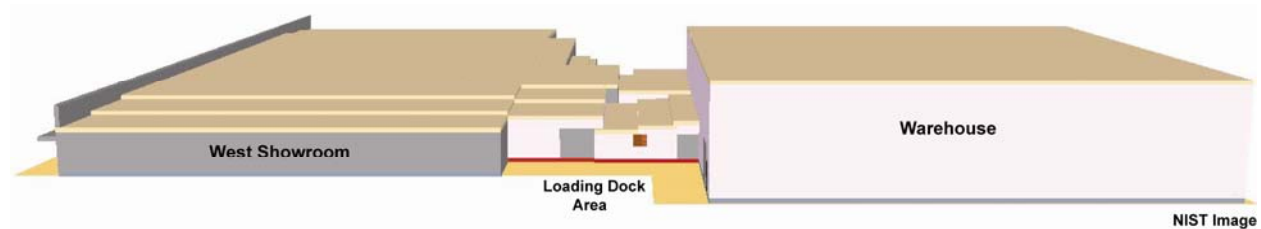


Figure K-3. Side view of the Sofa Super Store as rendered by Smokeview.

Table K-2. Summary of the computational meshes used in the Sofa Super Store simulations.

Mesh	Width (m)	Depth (m)	Height (m)	Cell Dimension (cm)	Number of Cells
1	37.5	30.0	11.25	37.5	240,000
2	37.5	33.75	6.0	37.5	144,000
3	20.25	48.0	6.0	37.5	110,592
4	18.0	40.5	6.0	37.5	82,944
5	37.5	30.0	15.0	75.0	40,000
6	30.0	33.75	11.25	37.5	216,000
7	30.0	33.75	15.0	75.0	36,000
8	37.5	33.75	20.25	75.0	60,750
9	20.25	48.0	20.25	75.0	46,656
10	9.0	45.0	11.25	37.5	86,400
11	9.0	45.0	15.0	75.0	14,400
12	57.75	7.5	24.0	75.0	24,640
Total:					1,102,382
Note: Cells were 37.5 cm (14.8 in) on a side for meshes that contained parts of the structure. Cells were 75 cm (29.5 in) on each side for meshes that were outside the structure.					

Mesh size sensitivity has been examined in several studies as noted by McGrattan [3, 5; Vol. 2&3]. The effectiveness of FDS in accurately modeling the motion of hot gases produced by a fire is based largely on the ratio of the heat release rate to the mesh cell dimension. The heat release rate can be expressed in terms of a characteristic diameter, D^* (m), which is based on the HRR and physical properties.

$$D^* = \left(\frac{\dot{Q}}{\rho_{\infty} c_p T_{\infty} \sqrt{g}} \right)^{2/5}$$

In this expression, \dot{Q} is the HRR of the fire (kW), ρ_{∞} is the ambient density (kg/m³), c_p is the constant pressure specific heat (kJ kg⁻¹ K⁻¹), T_{∞} is the ambient gas temperature (K), and g is the acceleration due to gravity (m/s²). Taking δx (m) as the mesh cell dimension, the ratio $D^*/\delta x$ provides a scale for the relative coarseness of the mesh. The accuracy of the simulation improves with increasing values of this ratio as the fire spans a larger number of mesh cells. It has been shown that ratios between 4 and 16 produce favorable results [6]. Using the peak HRR in the loading dock as the heat release rate (\dot{Q}), the ratio $D^*/\delta x$ calculated for this simulation was approximately 14.8.

The choice of computational mesh size influenced the selection of appropriate values for the initial conditions, boundary conditions and material properties, including the size and energy of the ignition source, heat transfer at the boundaries, and burning properties of the fuel. With the mesh size selected, the simulation computational domain required approximately 1.1 million mesh cells. Approximately four days were required to generate each 2400 second simulation. The FDS input parameters were adjusted by comparing the simulation results with the available photos, videos, witness statements and other documentation of the fire. This methodology has been used previously by NIST researchers in post-fire studies [7-15].

Figure K-4 is a plan view of the Sofa Super Store, as rendered by Smokeview, showing a layout of the furniture and walls. Furniture in the main showroom was consumed almost completely by the fire (see Figures B-15 to B-17, and Figures D-20 to D-25). There was some remaining furniture in the west showroom, primarily in the rear (south) end of the building (Figures E-17 to E-25). This area of the showroom stored sleep sofas in displays that were stacked two high on wood-framed racks. The damage in the east addition was much less severe because the roll-down doors closed when their fusible links released (Figures F-11 to F-16). The rear roll-down fire door between main and east showrooms was partially blocked by a coat rack and did not close completely. The warehouse contained multiple rows of high-rack storage. The fire consumed nearly all furniture in the warehouse (see Figures G-15 to G-17) and loading dock (see Figures B-4 to B-6). The consumption of fuel in the main and west showrooms was so extensive that the furniture layout used in the model was based largely on witness accounts. Witnesses described the showrooms as being “crowded” with furniture. The general description of the main showroom placed aisles down the center of the room, from the front door to the rear office area. Further, three aisles stretched across the showroom, east to west, aligned approximately with the roll-down doors. The remaining floor space was filled with upholstered furniture laid out tightly in typical rectilinear configurations. Because the exact layout was not known, furniture in the simulation was arranged in rows. Some of the rows were created by arranging furniture in “U” shaped configurations with a sofa and two chairs. In other places, rows consisted of single furniture items. The rear of the west addition was arranged in a manner that was similar to what could be discerned from the furniture that was in place during the post-fire scene examination.

Figure K-5 shows a rendered view from the interior of the main showroom. The light colored area in the upper right corner of this image is the rear roll-down door (roll-down fire door 2 in Figure 1-8) on the

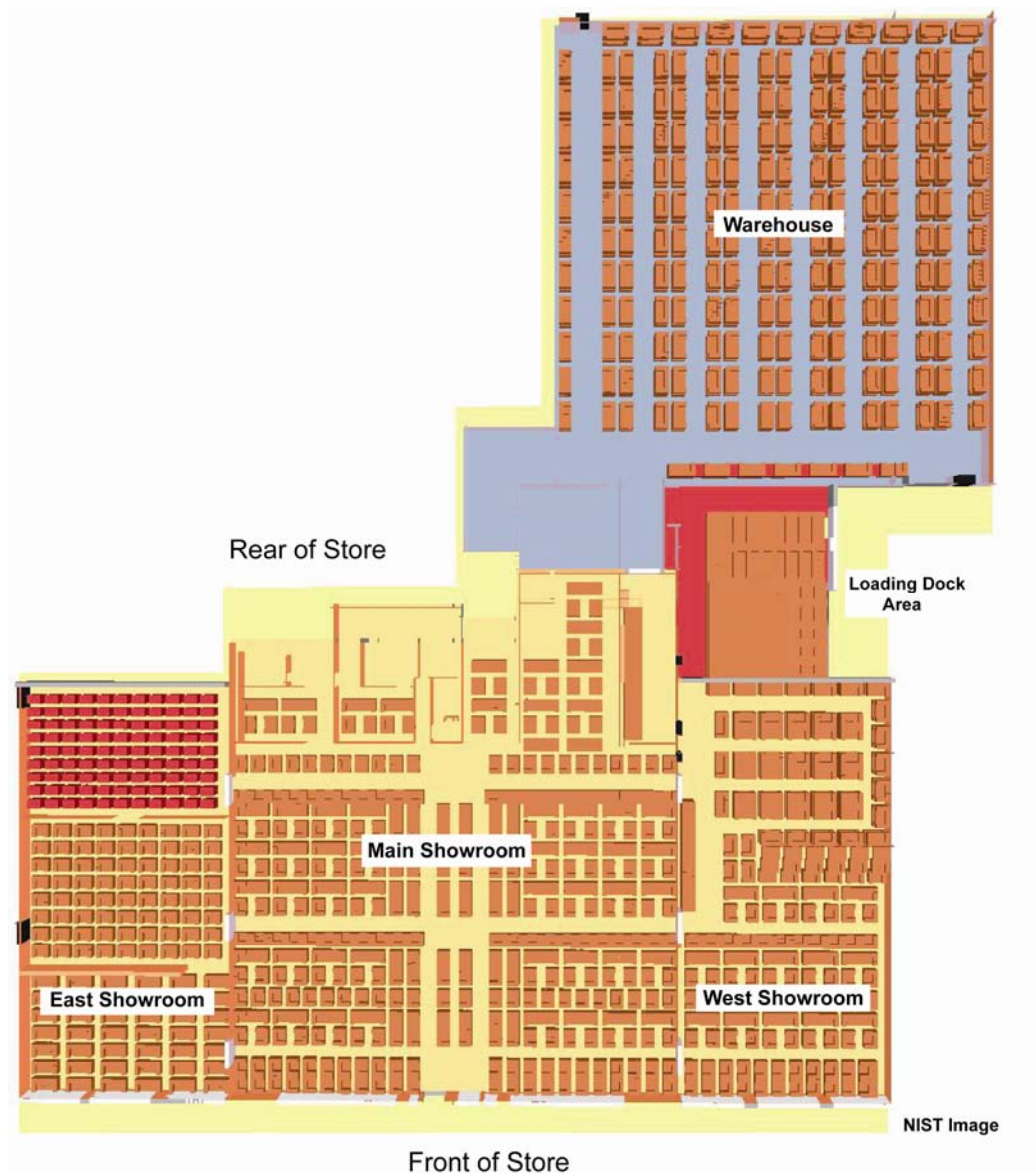


Figure K-4. Overhead view showing furniture layout used in the FDS simulations.

wall separating the main showroom from the west showroom. Figure K-6 shows a rendered image of the interior of the west showroom. To the left in this figure are two light colored areas. These represent the mid and rear roll-down doors (roll-down fire doors 2 and 3 in Figure 1-8) in the wall separating the west addition from the main showroom. The black area in the upper left of this figure is the location of the double steel doors that separated the west addition from the loading dock. Figure K-7 shows a close up view of the holding area, loading dock, and the rear areas of the main showroom and west addition. This figure shows the open non-fire roll-down door in the wall that separated the loading dock from the holding area. At the south end of the holding area, the light colored area represents the location of the roll-down door (fire door 1 in Figure 1-8) in the wall that separated the original structure from the breezeway that provided access to the warehouse. According to witness accounts this door closed early in the event and this would be consistent with the fusible links activating.




Figure K-5. Interior view of the main showroom. Viewpoint is the west side, looking towards the rear (south). The rear roll-down door for access to the west showroom is at the top right.


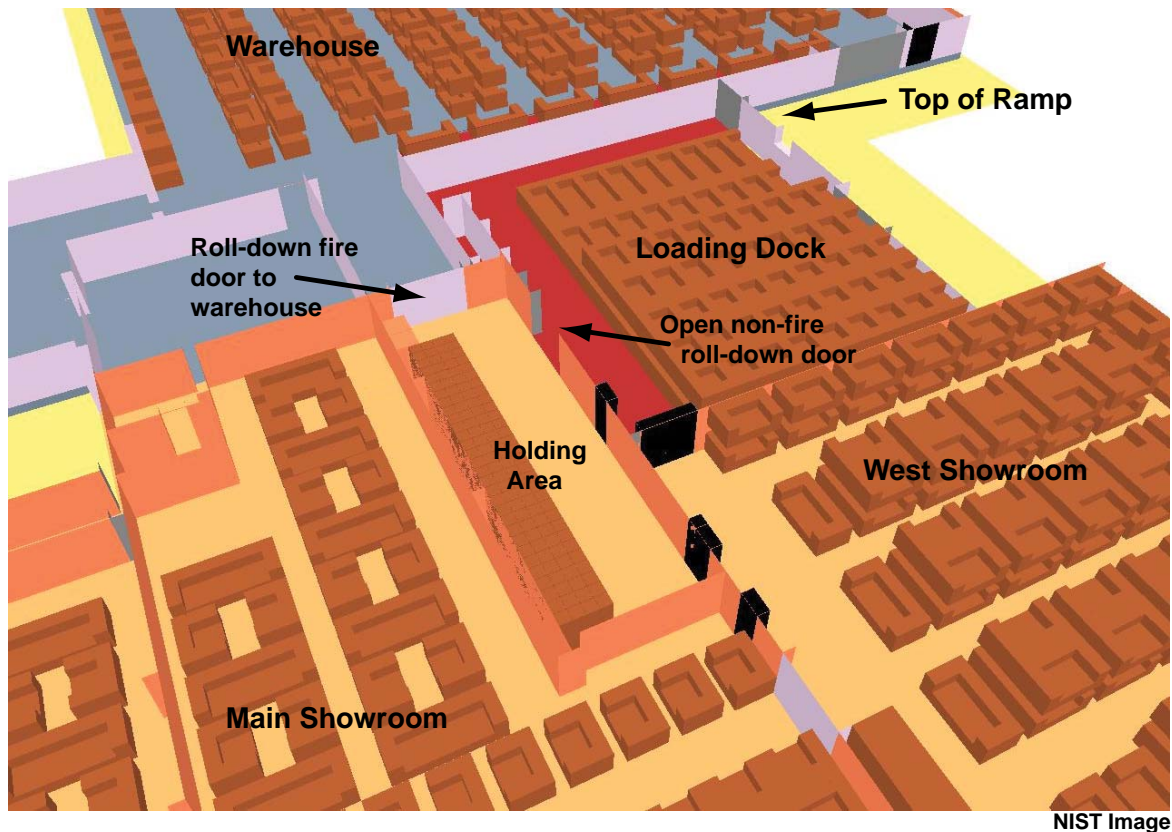


Figure K-6. Interior view of the west showroom. Viewpoint is the east side, looking towards the rear (south). The double door for access to the loading dock (black square) is at the top.



NIST Image

Figure K-7. Overhead view including sections of the main and west showrooms, the holding room, loading dock, breezeway, warehouse and work areas.

K.3.2 Synchronizing the Model

In order to develop an understanding of the fire progression and the conditions inside the structure, it was necessary to synchronize the simulated time line with the physical time line. The development of the incident time line was presented in Chapter 2. Since the earliest available photos and video were captured well into the event (approximately 13 minutes after the first dispatch), it was determined that the most appropriate way to synchronize the simulated time line with the physical time line was through a combination of radio transmission transcripts and witness statements.

The fire was first observed by a civilian driving along Savannah Highway in front of the store at 6:56 p.m. and was reported to store employees. A store manager attempted to put out the fire with a portable dry chemical fire extinguisher, but he was unsuccessful. He requested that other employees call 911. At 7:07 p.m., a report of a fire at the Sofa Super Store was received by the Charleston County 911 Emergency Center. After locating a second portable extinguisher, and heading back toward the loading dock, the store manager was unable to enter the loading dock because of the intense heat and smoke. From a position within the holding area, he discharged the second extinguisher into the loading dock. As he discharged the extinguisher, he heard one of the roll-down doors closing. The sound was presumably from the door (fire roll-down 1 in Figure K-7) closing at the end of the holding area.

Battalion Chief 4 was the first city fire department unit to arrive on scene. At 7:10:46 p.m., BC-4 made a radio transmission to dispatch stating, “Bunch of trash and debris burning along side the building.” That was followed 10 seconds later by, “...it may have got in the building. It’s right up against the wall.” Following these transmissions, BC-4 relocated to the front of the building to direct Engine 10 to back down the alley to the loading dock area. Engine 10 arrived on scene at 7:11:40 p.m. When BC-4 and E-10 captain returned to the loading dock area, flames were visible inside the loading dock through the opening in the wall that housed the exhaust fan. This sequence of events was used to synchronize the model time line to the physical time line, where time 0 in the simulation is equal to 7:10:53 p.m.

K.3.3 Material Properties

The assumption was made that all furnishings in the building were composites of foam and fabric, and that this material constituted the entire fuel load during the early stages of the fire. Other components of the fuel package, such as wood shelving or internal wood components, became involved later in the fire, but were not included in the modeling of the early stages of the fire. This material was labeled ‘UPHOLSTERY’ and was represented by a layer of foam covered by a thin layer of fabric. Table K-3 details the properties for each of these layers. Foam thickness was set equal to the mesh cell thickness. It was assumed that a single step reaction occurred for each material, and that all of the material was converted into gaseous fuel. The reaction was based on polyurethane foam, represented as $C_{6.3}H_{7.1}O_{2.1}N$ [5, Appendix C, Table C.3]. The Reference Temperature is the temperature at which the mass fraction of specified material decreases at a specified reference rate [3, 5]. The default reference rate of 0.1 s^{-1} was used. Other fuels such as flooring, wood display shelves, ceiling tile, paper documents, or wood framing, were not included as fuel for these simulations.

Interior finishes were categorized into the following list of materials: gypsum board, concrete block, concrete slab, sheet metal, steel, glass, carpet, ceiling tile, and wood. Table K-4 summarizes the properties assigned to materials in the simulation. Sheet metal and steel were assigned the same properties but were distinguished by thickness.

Table K-3. Material properties used to describe UPHOLSTERY.

Material Name	Thickness (m)	Thermal Conductivity ($\text{W m}^{-1} \text{ }^{\circ}\text{C}^{-1}$)	Specific Heat ($\text{W m}^{-1} \text{ }^{\circ}\text{C}^{-1}$)	Density (kg/m^3)	Reference Temperature ($^{\circ}\text{C}$)	Heat of Reaction (kJ/kg)	Heat of Combustion (kJ/kg)
Fabric	0.002	0.100	1.0	100	350	1500	15000
Foam	0.375	0.034	1.4	20	350	1350	25000

Table K-4. Material properties assigned to obstructions that did not contribute to the overall fuel load.

Material Name	Thickness (m)	Thermal Conductivity (W m⁻¹ °C⁻¹)	Specific Heat (W m⁻¹ °C⁻¹)	Density (kg/m³)
Gypsum Board [16]	0.012	0.48	0.84	1440
Sheet Metal [16]	0.0013	45.8	0.46	7850
Glass [16]	0.005	0.76	0.84	2700
Carpet [5]	0.006	0.16	9.0	750
Wood [16]	0.04	0.14	2.85	640
Concrete [16]	0.2	1.0	0.88	2100
Concrete Block [5,17]	0.2	0.7	0.84	1800
Steel [16]	0.05	45.8	0.46	7850
Ceiling Tile [17]	0.016	0.058	1.34	290

The simulations did not include specific items as components of the fuel package because these items were considered to have negligible impact on the rapid fire spread through the showrooms during the early stages of the fire. These items included spray cans of solvents and paint at the rear of the main showroom and the foam insulation and membrane in the roof. Post-fire examination of an enclosed storage area outside the rear wall of the main showroom revealed dozens of spray cans that appeared to have contained paint or solvents. It was assumed that the fire spread across the main showroom to reach this storage area. Therefore, it was unlikely that the fuels in this storage area contributed significantly to the fire spread in the main showroom during the first 40 minutes of the fire.

The foam insulation and roof membrane were located above the metal roof decking. If flames from the fire had impinged on the underside of the metal decking and increased the temperature of the decking, the foam insulation could have softened, melted, and eventually pyrolyzed. The pyrolysis products would then have leaked into interstitial void space below the decking and above the suspended ceiling through cracks or holes in the metal decking. If the unburned fuel/pyrolysis products had combined with sufficient air, then it would have resulted in increased heat release rate.

The flames from the loading dock had direct access to the underside of the metal decking above the holding area because it lacked a suspended ceiling. However, a suspended ceiling had been installed above the rest of the main showroom. If the suspended ceiling tiles had remained intact, flames from fire on the showroom floor would not have been able to impinge on the underside of the metal decking and it would have been difficult for additional air to flow into the interstitial space.

Photographs taken during the fire demonstrate flames above the roof, but the flames appeared to be present only in close proximity to the holding area. During post-fire interviews, fire fighters did not report significant numbers of dislodged ceiling tiles or describe any flames above the ceiling except for around the holding area. This is consistent with the lack of flames on the roof, with the exception of the roof above the holding area. Since the direct impingement of flames appeared to be limited to the metal

decking above the holding area, the energy content of the foam above the holding area was estimated to be less than 0.5% of the energy content of the fuels in the the enclosed loading dock. During the first 40 minutes of the fire, the quantity of smoke and unburned fuel from the loading dock that was channeled through the holding area into the void space was assumed to be much greater than the leakage of foam pyrolysis through the metal decking above the holding area.

K.3.4 Boundary Conditions and Openings

All sides of the computational domain were modeled as being open to the environment. This arrangement allowed air to be drawn into the domain and for combustion products to exit. An INERT⁴ surface was placed on the bottom of the domain to simulate the ground. This prevented the flow of air or other gases through the floor. The default initial conditions of 20 °C (68 °F) ambient temperature and 40 percent relative humidity with no wind were applied. Winds were out of the south at speeds in the 16 km/h to 24 km/h (10 mph to 15 mph) range on June 18, 2007 (Appendix A). It was assumed for modeling that the wind had negligible impact on fire conditions inside the showroom.

Doors and windows were opened during the simulation based on time estimates obtained from photos, video, radio transmissions and interview statements. Additionally, some venting was triggered by temperature events. Roofs on the loading dock and warehouse were equipped with skylights that failed at various points during the fire. Likewise, the roll-down fire doors on the warehouse breezeway and the east showroom were closed in the simulation when temperatures nearby reached the activation temperature of the fusible links, 73.9 °C (165 °F). Fusible links that were stamped with “165” were observed by the NIST team in post-fire inspections. The performance or melting of the link at 73.9 °C (165 °F) was not tested by NIST.

The CFD used the front doors to the main showroom access the showroom to survey fire-spread, to pull hoses, and to conduct suppression. Throughout each simulation, the front doors were open. Time stamped photographs were used to determine the times at which the windows of the main showroom were vented by fire fighters at the scene. A series of photographs documented the removal of the front windows on the main showroom between 7:35:05 p.m. and 7:35:57 p.m. Photos were also used to estimate the times at which the windows on the west showroom failed. These windows failed between approximately 7:38 p.m. and 7:44 p.m. In the simulation, windows were removed at times corresponding to estimates based on photographs and not based on the interior conditions or material properties of the windows.

Radio transmission logs were used in conjunction with interview statements to estimate the time at which the door connecting the west showroom to the loading dock was opened. Upon arrival, the E-11 captain entered the main showroom through the front entrance and proceeded to the rear of the west showroom with the Assistant Chief (AC). When the AC opened the door, it was pulled out of his hand from the force of air rushing into the loading dock. They observed burning furniture and black smoke. The E-11 captain was able to close the door again with protected hands. The AC then ordered the E-11 captain to get an attack line and at 7:13:17 p.m., the E-11 captain requested an attack line. It is estimated that the door was opened 5 seconds before this transmission was made.

⁴ INERT is the default SURF_ID in FDS. This allows for heat transfer but a surface with this property assigned will not react.

The same method was used to estimate the time that the exterior door to the loading dock was opened by the crew from E-10. The E-10 captain acknowledged arrival on scene at 7:11:40 p.m. The E-10 captain initially pulled the booster line and applied water to the burning debris outside the loading dock while fire fighters pulled the 3.8 cm (1.5 in) attack hose line. The E-10 engineer stretched a 6.4 cm (2.5 in) supply line up the driveway to Savannah Highway where he was met by the Fire Chief, who had arrived on scene at 7:16:32 p.m. The Fire Chief ordered the E-10 engineer back to his engine. When he arrived, the E-10 captain and fire fighter were exiting the loading dock to repair their hose. Based on the time of these events, it was estimated that the loading dock door was opened at approximately 7:14:30 p.m.

The timing associated with venting the loading dock roof, main showroom ceiling and roof and west showroom void space were all based on the conditions simulated by the model. NIST did not conduct full-scale tests to quantify the performance of roof, ceiling, or skylight assemblies. Photographs taken during the early stages of the fire show heavy smoke and flames exiting at the roof level. Figure K-8 shows a photograph taken at 7:28:15 p.m. This photo shows heavy smoke venting from the loading dock and rear of the main showroom. Flames are also visible and appear to be coming from the roof of the main showroom. Because it was not possible to determine the exact location or size of the holes in the ceiling and roof, several holes were used in the simulations to represent the ventilation that took place. Table K-5 summarizes the ventilation conditions used in the simulations.

K.3.5 Fire Sources Used in the Simulation

Although the cause of the fire was undetermined, the area of origin was identified [15]. The fire initiated on a pile of discarded furniture outside the loading dock. The discarded furniture was generally located in the corner formed by the loading dock exterior (west) wall and the ramp that was used to access the loading dock door. Figure K-9 shows a photograph of this area. The fire grew and spread into the loading dock through one or both of the following means: the void space beneath the wood floor, or through gaps in the construction. One witness, the employee who entered the loading dock from the interior of the store during the early stages of the fire said he "...observed flames entering from the exterior around the frame of the door at the top of the ramp."

In the simulation, the fire was initiated⁵ inside the loading dock at floor level, between the door and the ventilation fan access hole. This is identified as "Loading Dock Source" in Figure K-10. This fire was 0.375 m x 1.875 m (1 x 5 mesh cells) and produced a peak HRR of 700 kW. The fire source was activated at the start of the simulation, operated for 600 s, and then shut off. No attempt was made to simulate the fire on the exterior side of the wall. The warehouse fire was initiated by a single mesh cell (0.375 m x 0.375 m) source that was positioned on the bottom row of furniture along the (north) wall separating the warehouse and the loading dock. The HRR was ramped up to a peak of 160 kW using a slow growth t^2 curve [18], beginning at 410 s (7:17:43p.m.).

The route by which fire made its way through the holding area and into the main showroom is not precisely known. The most likely means for this to occur would have been for fire to breach the wall or door of the holding area into the rear of the main showroom, or for ignition to occur as a result of burning

⁵ In FDS, the initiating fire is treated as an inflow of heat and combustion products through a vent. A vent was used within the simulation to introduce heat into the modeling domain and create the effect of a fire source in the model, by ejecting fuel according to a prescribed heat release rate.

Table K-5. Opening locations and times used in the simulation.

Location of Opening	Condition		Time of Opening (s)	Clock Time
	Time	Temp		
Double doors connecting west showroom to loading dock	X		144	7:13:17
Exterior loading dock door	X		219	7:14:32
Holding area doors	X		360 600	7:16:53 7:20:53
Main showroom windows / doors	X		1457 - 1530	7:35:10 – 7:36:23
West showroom windows	X		1637 - 1900	7:38:10 – 7:42:31
Loading dock skylights		150°C	214 - 909	7:14:27 – 7:26:02
Warehouse skylights		150°C	818 - 1409	7:24:31 – 7:34:22
Main showroom roof	X		540/720/900	7:19:53/ 7:22:53/ 7:25:53
Loading dock roof	X		1000	7:27:33
East roll up doors		73.9°C	1057 - 1242	7:28:30 – 7:31:35
Main showroom ceiling small		50°C	289 - 897	7:15:42 – 7:25:50
Main showroom ceiling	X		1000	7:27:33
West showroom void space	X		270	7:15:23
Warehouse roll up door	X		1200	7:30:53
Warehouse man door	X		1500	7:35:53
Loading dock large door	X		1717	7:39:30

material dropping from above the ceiling. Because the route of spread was not known, fire spread into the main showroom was assumed to be initiated in the area near the holding area wall. This area is identified in Figure K-10 as “Main Showroom Source 1” and “Main Showroom Source 2.” These initiating fires were ramped separately using parameters for ultrafast t^2 fire curves [18]. Source 1 (0.75 m x 3.4 m, 2 x 9 mesh cells) was initiated at 525 s (7:19:38 p.m.) and peaked at 4 MW. Source 2 (1.5 m x 2.6 m, 4 x 7 mesh cells) was initiated at 660 s (7:21:53 p.m.) and peaked at 6 MW. A range of fire development parameters and conditions was input into different model runs and the simulation results were compared to observations. The parameters and conditions described above provided simulation outputs that were most consistent with the observations.



Figure K-8. Photograph showing the north and west sides of the showroom. Photo was taken at 7:28:15 p.m.



Figure K-9. Photograph showing the outside of the loading dock. This was identified as the area of fire origin.

K.3.6 Fire Scenarios and Dependent Variables

The value of a computer simulation is its ability to generate a clearer picture of the conditions that existed within the Sofa Super Store as the fire progressed. The simulation also allows researchers to examine the impact of changes in the initial environmental conditions and to evaluate possible interventions on the fire dynamics and the environment within the store. The store environment and fire dynamics are characterized in this study by the following dependent variables:

- heat release rate of the fire as a function of time
- visibility as a function of location and time
- temperature as a function of location and time
- oxygen volume fraction as a function of location and time
- velocity of the air and fire plume.

The baseline scenario represents an approximation of what actually occurred in the store on June 18, 2007, based upon the evidence and time line described in the previous chapters. Four additional simulations were conducted that examined different intervention strategies: having installed fire sprinklers in the loading dock, maintaining the front window intact, venting the main showroom from the roof with a small opening (front window intact), and venting the main showroom from the roof with a large opening (front window intact).

The five scenarios are summarized in Table K-6, which includes a computer file name to which they may be referred.

Table K-6. Five computer simulation scenarios.

Scenario Number	Description	Computer Filename
1	Baseline	SSS_0254.fds
2	Fire Sprinklers added inside loading dock	SSS_0255.fds
3	Front windows intact	SSS_0256.fds
4	Front windows intact, 1.7 m ² (18.2 ft ²) ventilation in main showroom roof	SSS_0257.fds
5	Front windows intact, 5.9 m ² (63.6 ft ²) ventilation in main showroom roof	SSS_0258.fds

K.4 BASELINE SIMULATION

K.4.1 Overall Accuracy

The baseline simulation represents an estimate of what actually occurred in the Sofa Super Store based upon the evidence and time line described in the previous chapters. The resulting HRRs in the different portions of the store, visibility as estimated from the predicted smoke flows, and the temperatures and oxygen volume fractions at different elevations are presented in the following sections.

The following sections describe the simulation of properties that were not measured or observed on site. These simulated properties characterize the fire development (HRR, fire-spread rate, smoke movement, and temperature field) and are presented in the context of loss of tenability within the building due to lack of oxygen and heat.

K.4.2 Heat Release Rate

The total HRR for the fire, excluding the warehouse, is plotted as a function of time in Figure K-11. The HRR produced by the warehouse contents dominated the total HRR in the mid and late stages of the simulation, but since the breezeway door closed early in the fire time line, there was no flow or transfer of material between these areas of the structure. In addition, the fire department did not enter the warehouse to suppress the fire there. This analysis will focus on conditions in the loading dock and showrooms.

The HRR grew quickly from the initiating 700 kW fire, reaching 90 MW in 280 s as fire spread through the loading dock and into the holding area. Figure K-12 separates the HRR events in the loading dock, holding area and rear showroom, main showroom, and west showroom. During the first 500 s, the loading dock fire dominated the HRR at about 85 MW. As the fire spread into the holding area and rear of the main showroom the HRR for the holding area and the rear of the main showroom began to increase to about 100 MW at around 1200 s. This increase in fire-spread to the holding area and main showroom was simulated by turning on Source 1 and 2 (Figure K-10) in the computer model. Main showroom Source 1 was activated at 525 s and Source 2 activated at 660 s. After main showroom source 2 peaked at 900 s, the HRR in the main showroom began to climb rapidly. Consistent with flame extension that was visible in fire photographs, at 1000 s, a section of the loading dock roof was removed and the HRR increased in the loading dock and holding area. At 1200 s, fire spread through the holding area, driving the HRR above 90 MW in the main showroom. After the fire consumed the readily available oxygen in the rear of the main showroom, the fire became underventilated and decreased in HRR. The total HRR continued to decrease until about 1450 s. The windows at the front of the main showroom were broken out beginning at 1457 s (7:35:10 p.m.). The HRR increased after 1450 s and the increase in HRR would be consistent with the broken windows providing a fresh influx of oxygen to the fire in the rear of the main showroom. The HRR of the fire grew to over 100 MW in the main showroom and 50 MW in the west showroom. The energy release rate of the holding area/rear main showroom increased slightly and then leveled out at about 40 MW. The loading dock HRR exhibited a transient peak at about 50 MW and then decreased to about 15 MW.

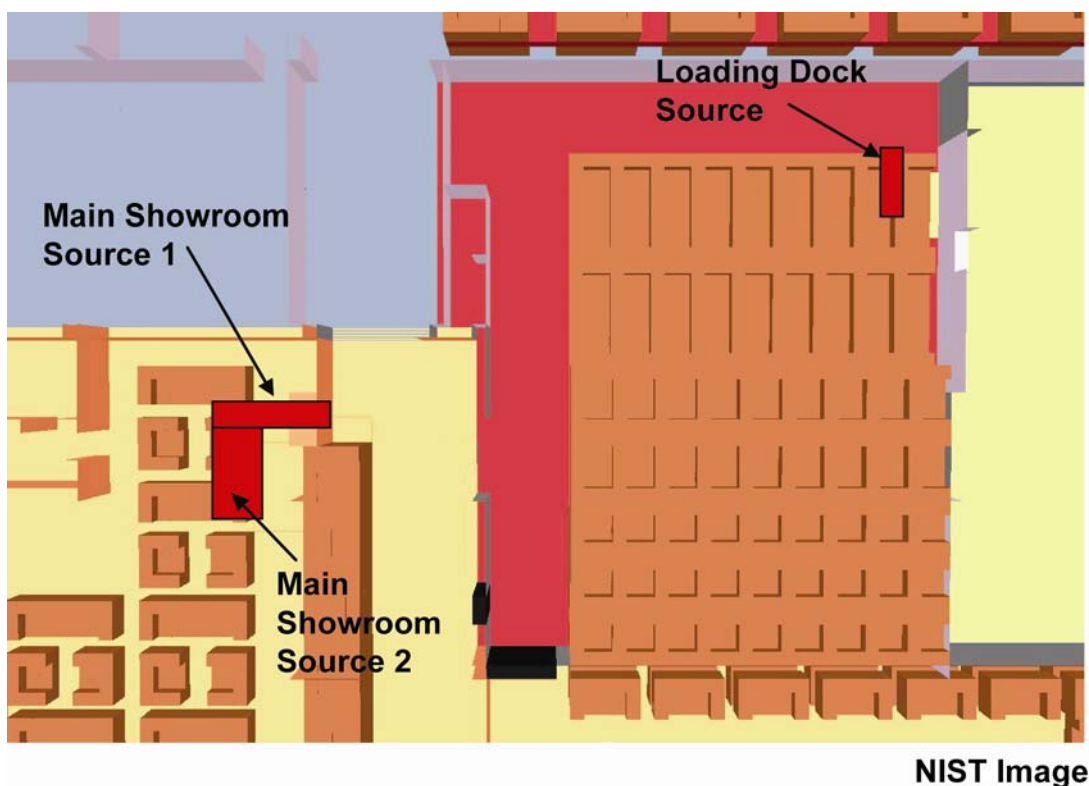


Figure K-10. Diagram showing locations of initiating fire sources in the loading dock and rear of main showroom.

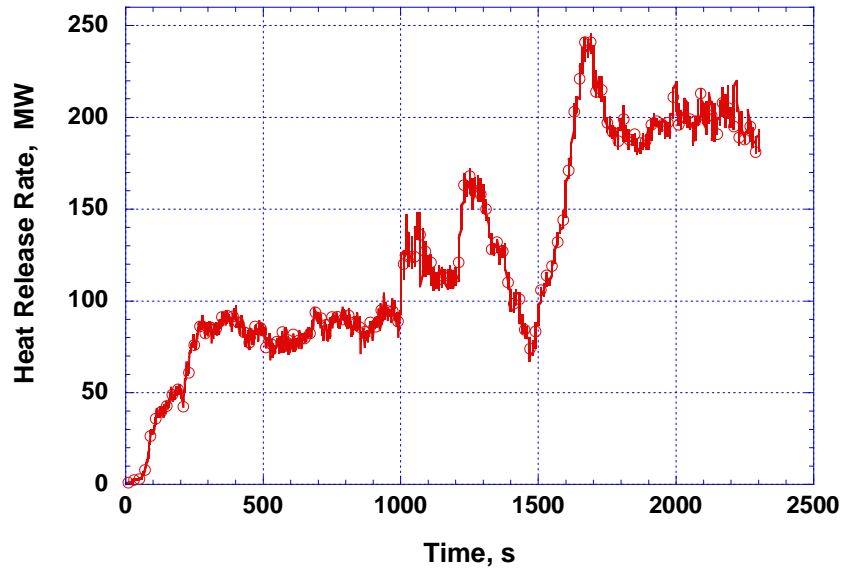


Figure K-11. Total heat release rate, excluding the warehouse.

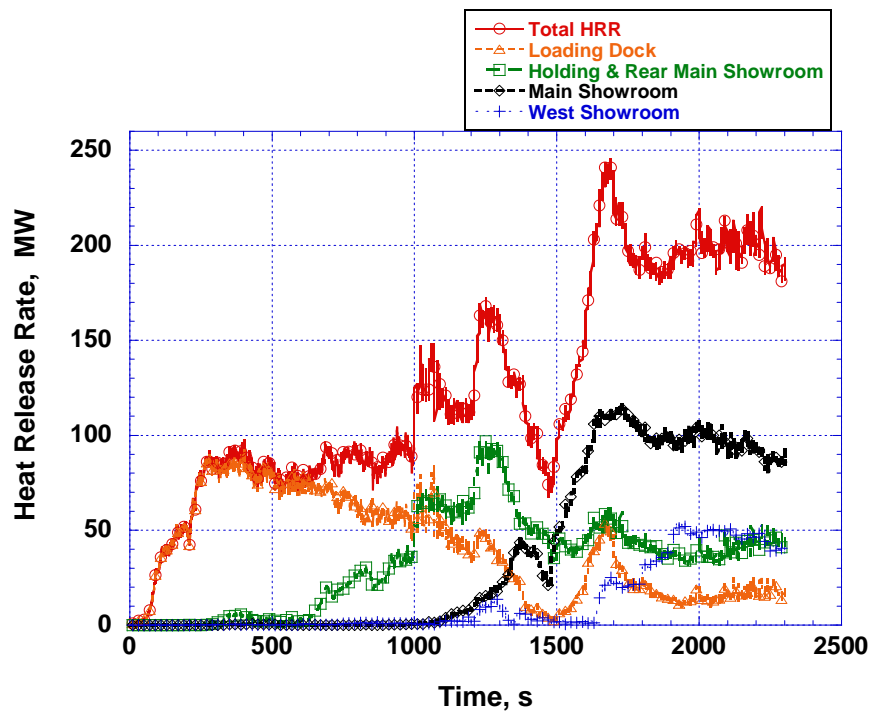


Figure K-12. Component heat release rates for the loading dock, holding area, main showroom, and west showroom.

K.4.3 Fire Growth and Smoke Spread

The earliest available photos of the fire were taken at 7:22 p.m., approximately 13 minutes after the first dispatch. Therefore, knowledge of the early fire development is based on eyewitness accounts obtained during interviews of fire fighters. Some information was also gleaned from transcripts of the CFD radio transmissions. The fire initiated outside the loading dock in a pile of discarded furniture. This fire developed for an unknown period of time, and eventually spread into the loading dock area through the floor and gaps in the construction. The model fire was initiated inside the loading dock. The model time line was synchronized to the physical time line at 7:12:43 p.m., the time BC-4 made the statement to the AC, “Chief, I know it’s inside that part of the building right there.” This transmission was made after the BC-4 had guided E-10 down the alley to the loading dock area. The model time corresponding to this event was 110 s. By this time, fire in the loading dock had progressed to the point that flames were venting from the exhaust fan in the west wall as well as through a gap between the roof sections of the loading dock. Figure K-13 is an image rendered 110 s into the simulation viewing the west side of the structure that shows fire and smoke venting from the loading dock wall and roof. It should be noted that the orange color in Smokeview tracked the location of stoichiometric fuel and air mixture. If the temperature were high, then the orange surface could be thought of as a flame; if the temperature were below a threshold value, then no flame was actually present, just a non-burning mixture of fuel and air.




Figure K-13. Rendered image showing the west side of the loading dock 110 s into the simulation.

By this time (110 s), smoke had filled the loading dock and begun entering the void space above the main showroom ceiling through the holding area. The holding area was adjacent to the loading dock and was accessible through an open roll-down door. This room did not have a suspended ceiling and had shelves on which futon cushions were stored. Smoke and heated combustion gases produced by the fire passed

into the void space above the main showroom. This development was concealed to fire fighters upon first entry into the building.

Figure K-14 shows a rendered image of the loading dock and showrooms at 110 s. In this figure, obstructions below ceiling level have been removed and all remaining obstructions are transparent (indicated only by their outlines) to allow visible access to the fire and smoke. This figure shows that very early in the fire event smoke had entered the holding area through the open roll-down door and entered the void space above the main showroom ceiling.

The AC and E-10 captain entered the main showroom and initially observed clear conditions. Figure K-15 shows an image of the main showroom, from the perspective of a person standing at the front entrance and facing south west, towards the holding area. This image was rendered 80 s into the simulation (7:12:13 p.m.), approximately the time the AC entered the showroom and observed clear conditions.

At 7:13:17 p.m. (144 s) the E-11 captain called over his radio “I need an inch and a half inside this building.” The AC opened the double doors connecting the west showroom to the loading dock and had the door pulled out of his hand by the force of air rushing into the loading dock. Figure K-16 shows a

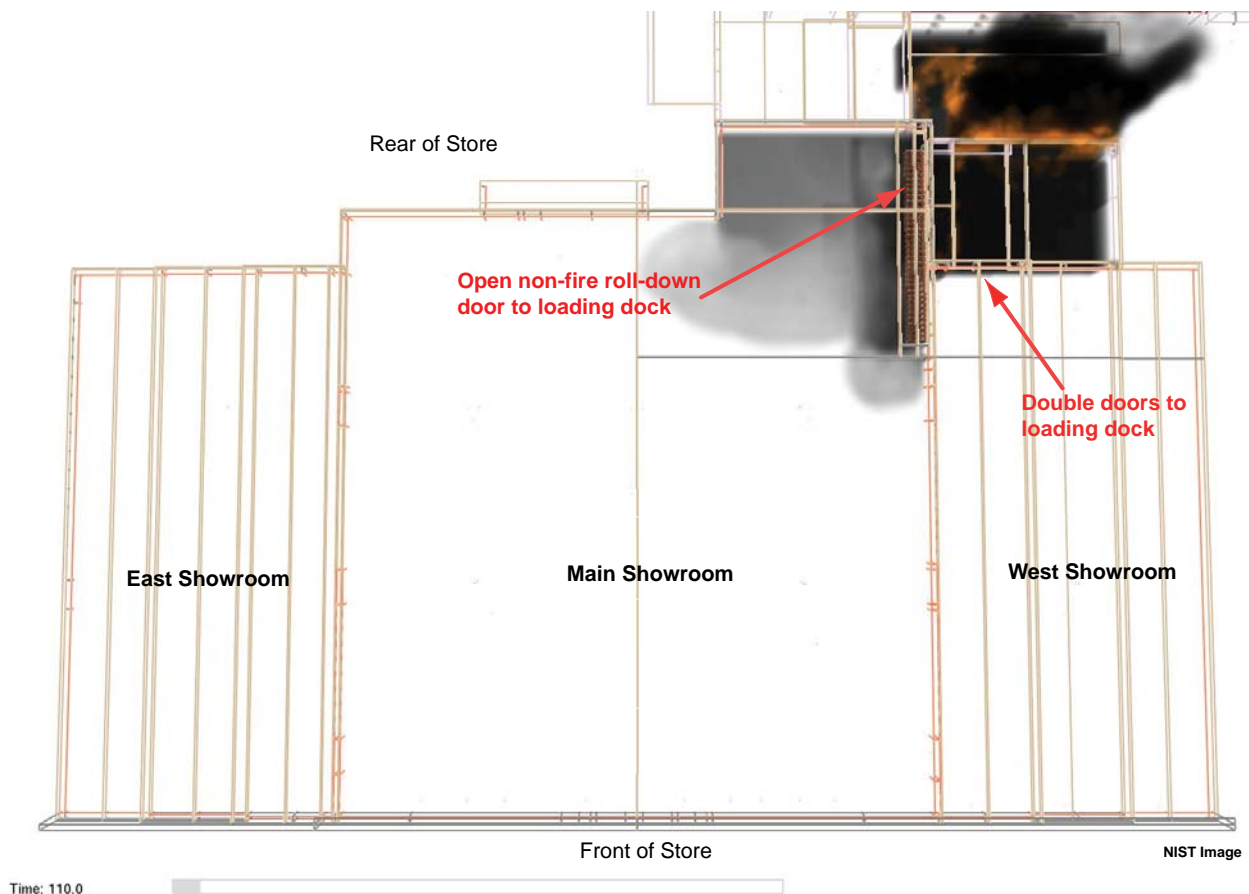

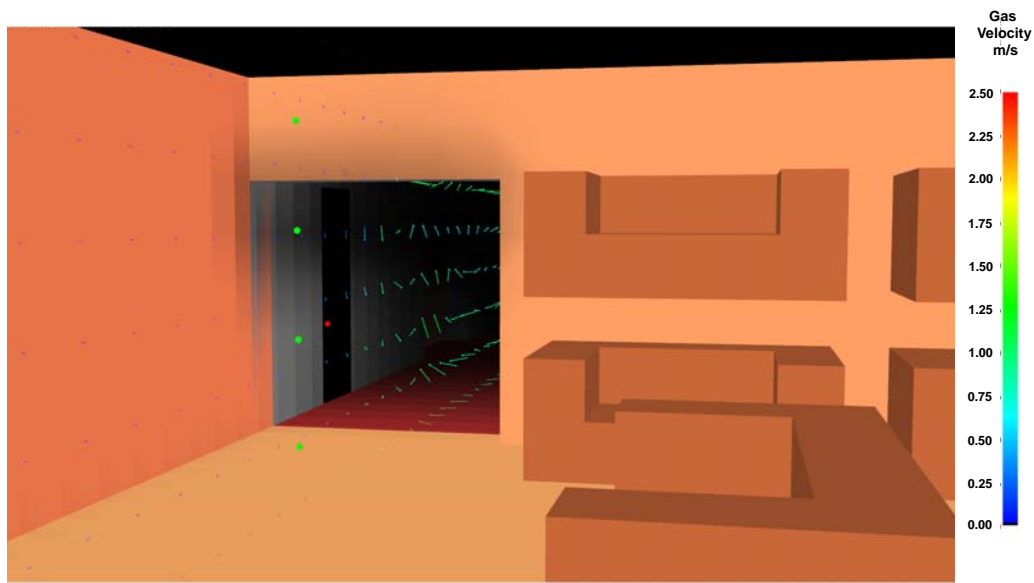


Figure K-14. Smoke filling in void space above main showroom. Image was rendered 110 s into the simulation.



NIST Image

Figure K-15. Image rendered 80 s (7:12:13 p.m.) into the simulation from inside the main showroom, near the entrance. View is towards the south west corner of the main showroom.



NIST Image

Figure K-16. Image rendered 145 s (7:13:18 p.m.) into the simulation from the west showroom, near the double doors that lead to the loading dock. Arrows indicate direction and relative speed of air moving from the showroom into the loading dock (The relative speed is proportional to the length of the arrow, i.e., longer arrows indicate higher relative speeds and color scale indicates velocity magnitude).

rendered image of the double doors from inside the west showroom at 145 s, 1 second after they were opened. The arrows are velocity vectors indicating direction and relative speed of the air passing through the doors.

Smoke penetration through the ceiling was modeled by creating openings in the rear of the main showroom when the adjacent temperature reached 50°C. The openings measured 0.75 m x 1.125 m (2 x 3 mesh cells) and were positioned as indicated in Figure K-17. Figure K-18 shows the progression of fire and smoke below the ceiling level (2.6 m) throughout the loading dock, holding area and showrooms between 300 s (7:15:53 p.m.) and 900 s (7:25:53 p.m.). The images in this figure have been clipped down to the level of the ceiling in the showrooms.

At 300 s (7:13:53 p.m.) there is light smoke in the rear of the main and west showrooms. Initially, smoke in the west showroom entered through the double doors while the smoke in the main showroom entered through the ceiling. The two ceiling holes positioned on the west side of the main showroom (identified as the dark black areas in the 300 second and 600 second images of Figure K-17) opened at 261 s (7:15:14 p.m.) and 291 s (7:15:44 p.m.), respectively. The hole on the centerline of the main showroom (identified as the dark black area in the 420 second and 480 second images of Figure K-18) opened at 370 s (7:17:03 p.m.), while the one placed on the east side opened at 976 s (7:27:09 p.m.). By 600 s (7:20:53 p.m.), the smoke layer had permeated the west and main showrooms, and there was evidence of a “tunneling” as fresh air was being pulled into the front door to supply oxygen. This is consistent with the account of Engineer 6, who entered the structure at approximately 7:24:00 p.m. (787 s) and reported a tunnel of clear space that extended several feet inside the showroom as fresh air was being pulled through the open door. Beyond this space he reported heavy smoke conditions. By 900 s (7:25:53 p.m.), the fire in the rear of the main showroom had grown to approximately 23 MW.

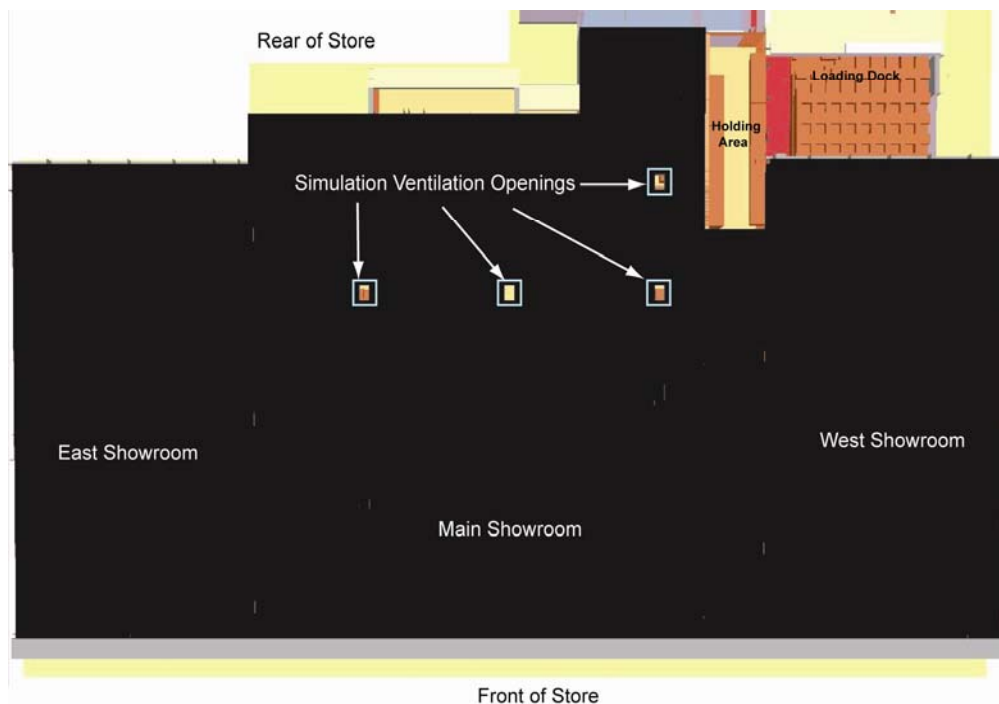


Figure K-17. Overhead image rendered with roof removed, showing locations of ceiling openings in main showroom to account for leakage.

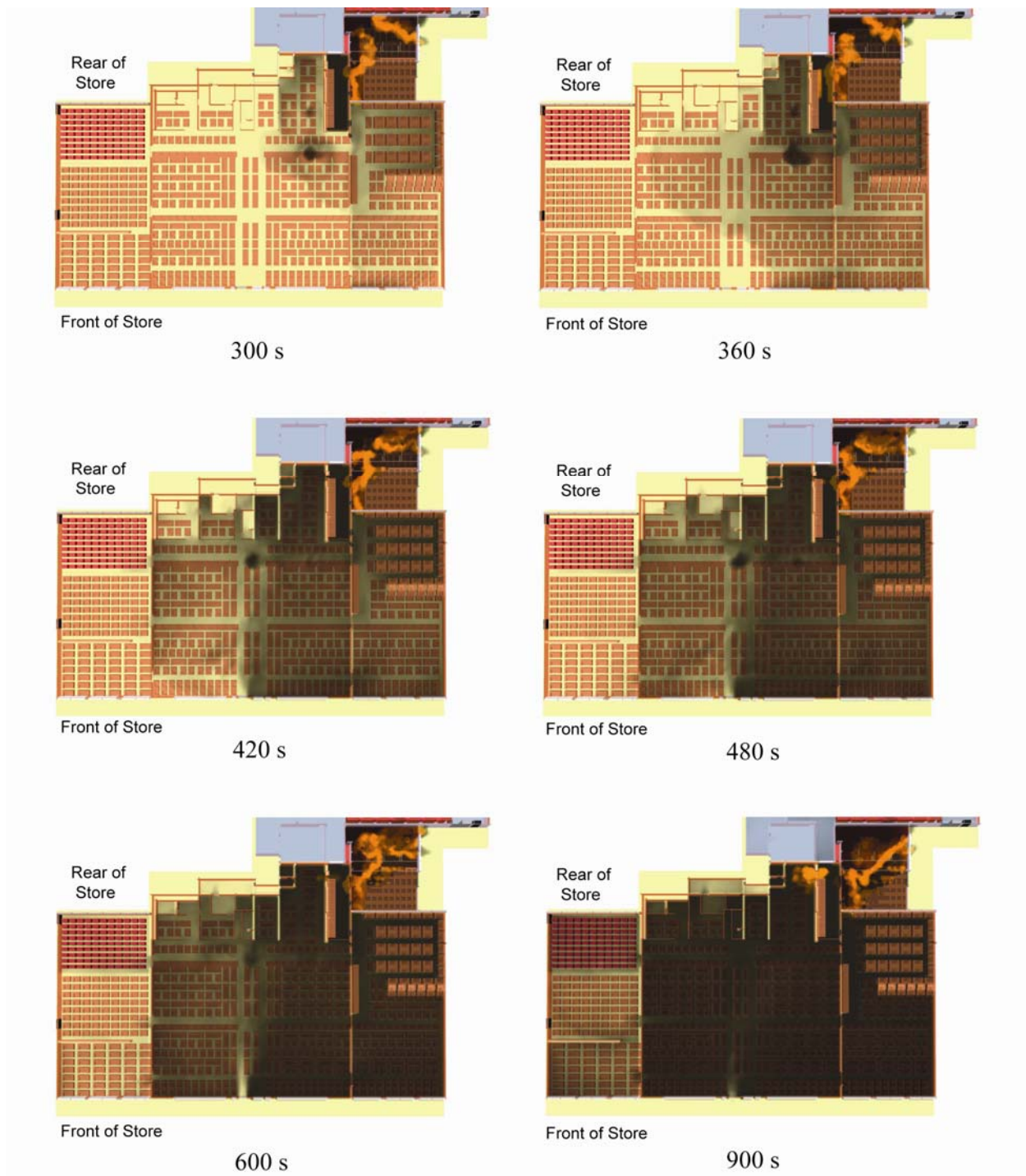


Figure K-18. View of fire and smoke progression from above the showrooms from 300 s to 900 s (7:15:53 p.m. to 7:25:53 p.m.). The images are clipped to view conditions below the ceiling.

The captain and two firefighters from E-15 entered the main showroom at approximately 7:19:00 p.m. (487 s). According to reports, they encountered smoke and donned their self-contained breathing apparatus (SCBA) face pieces. Figure K-19 shows an image of the front of the main showroom, with the front wall removed, at 487 s. This image shows that smoke had filled the void space above the ceiling and banked down to the showroom floor. Conditions on the east side, including the area near the entrance, are not as severe. However, as one progresses towards the rear and west, conditions degrade significantly.

E-19 reported on scene at 7:20:08 p.m. (555 s). The E-11 captain was making his way out of the structure to investigate the problem with the 6.4 cm (2.5 in) hand line at approximately the same time the crew from E-19 was entering the building. At this time, the E-11 captain noted heavy smoke conditions and increasing temperatures.




Figure K-19. Model rendering of view inside the front of the main showroom at 487 s (7:19:00 p.m.).


Figure K-20 and Figure K-21 show smoke filling in, respectively, the main and west showrooms from the perspective of someone at the front of either the main or west showroom. The sequence in Figure K-20 begins at 270 s (7:15:23 p.m.), just after smoke began penetrating the ceiling. The sequence in Figure K-21 begins at 240 s (7:14:53 p.m.). In both showrooms, conditions deteriorate considerably within a 150 second span.

At 1020 s (7:27:53 p.m.), the fire in the main showroom reached about 70 MW and had begun moving forward towards the front of the showroom. Figure K-22 shows the progression of fire and smoke throughout the loading dock, holding area and showrooms between 1020 and 1620 s. The front windows were vented during the period between 1457 to 1530 s (7:35:00 p.m. to 7:36:23 p.m.). Fire reached the front of the main showroom at approximately 1540 s (7:36:33 p.m.) and spread across the west side of the main showroom by 1590 s (7:37:23 p.m.).


Figures K-23 through K-27 show comparisons of the fire and smoke progression with available photos at various times during the critical time between 7:23 p.m. and 7:45 p.m. (740 s to 2040 s). Figure K-23 shows one of the earliest photos of the fire, taken at 7:23:16 p.m. (743 s). At this time the fire was still mainly concentrated in the loading dock and holding area. Although the showrooms were charged with smoke, there was no smoke pushing out the open door at the front of the store. The fire had impinged on the underside of the roof over the holding area and flames were visible from the exterior at the roof level. At 1530s (7:36:23 p.m.), shown in Figure K-24, the main sections of the front windows had been




270 s



300 s




330 s



360 s




390 s



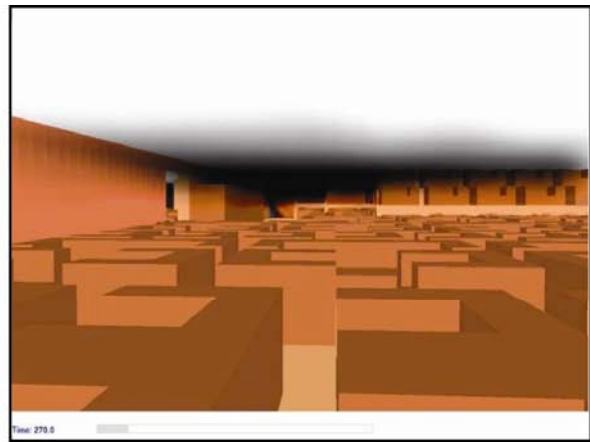
420 s

NIST Image

Figure K-20. Smoke progression inside the west side of the main showroom between 270 s to 420 s (7:15:23 p.m. to 7:17:53 p.m.).




240 s



270 s



300 s



330 s



360 s



390 s

NIST Image

Figure K- 21. Smoke progression inside the west showroom between 240 s to 390 s (7:14:53p.m. to 7:17:23 p.m.).

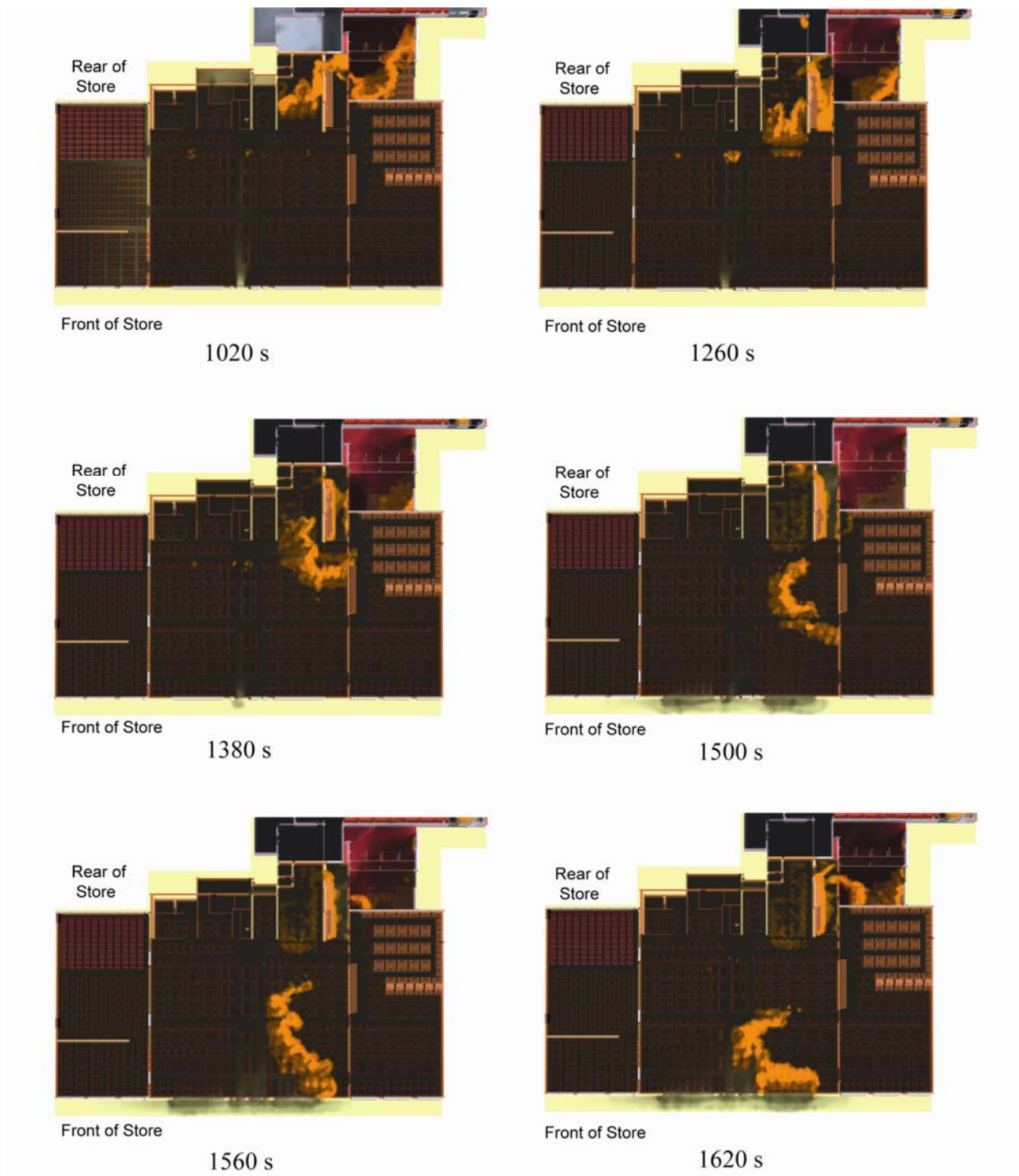


Figure K-22. View of fire (orange color indicates stoichiometric boundary) and smoke progression from above the showrooms from 1020 s to 1620 s (7:27:53 p.m. to 7:37:53 p.m.). The images are clipped to view conditions below the ceiling.

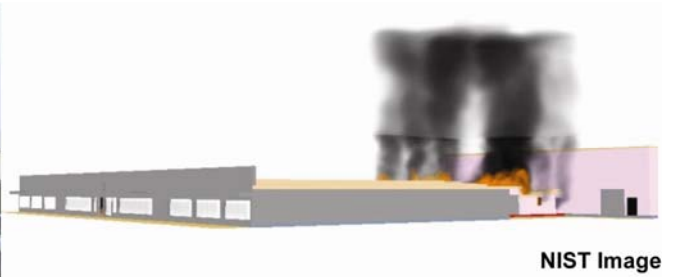


Figure K-23. Comparison between photo and rendered image from the simulation at 743 s (7:23:16 p.m.). The view is of the north west corner of the structure. Photo used with permission of Alexander Fox.




Figure K-24. Comparison between photo and rendered image from the simulation at 1530 s (7:36:23 p.m.). The view is of the front of the main showroom. Photo used with permission of Alexander Fox.




Figure K-25. Comparison between photo and rendered image from the simulation at 1655 s (7:38:28 p.m.). The view is of the front of the main showroom. Photo used with permission of Alexander Fox.

broken out and smoke was pushing out the front of the main showroom. At this time, flames were not yet visible from the exterior through the front windows. By 1655 s (7:38:28 p.m.), shown in Figure K-25, fire had reached the front of the main showroom and had stretched across the west side of the main showroom. At 1686 s (7:38:59) flames were visible inside the west showroom, Figure K-26, and the first window in this side had failed from the heat exposure. By 1884 s (7:42:17), shown in Figure K-27, fire had stretched across the front of the west showroom and two of the three windows were broken out by fire.



Figure K-26. Comparison between photo and rendered image from the simulation at 1686 s (7:38:59 p.m.). The view is of the front of the main showroom. Photo used with permission of Alexander Fox.



Figure K-27. Comparison between photo and rendered image from the simulation at 1884 s (7:42:17 p.m.). The view is of the front of the main and west showrooms. Photo used with permission of Alexander Fox.




Figure K-28. View of fire and smoke progression from above the showrooms from 1680 s to 2040 s (7:38:53 p.m. to 7:44:53 p.m.). The images are clipped to view conditions below the ceiling.

Figure K-28 shows a series of images indicating the fire progression after it reached the front of the main showroom. By 1680 s (7:38:53 p.m.) the fire had moved into the front of the west showroom, causing the first window to fail. This is consistent with the image in Figure K-26, where the fire is visible in the west showroom through the window opening. Fire continued to spread across the front of the west showroom as seen in Figure K-28. The image in the sequence at 1860 s (7:41:53) is an overhead view of the image shown in Figure K-27.

K.4.4 Tenability Criteria

Purser [2] has published data that identify when conditions become untenable for humans. Purser provides an algorithm for estimating the time to lose consciousness due to low oxygen. At 0.12 volume fraction, the time is estimated at about five minutes. In a closed fire-engulfed environment, toxic gases (such as carbon monoxide) are likely to be present at incapacitating levels before the oxygen gets this low. Since the simulation tracks the oxygen volume fraction, it will be used as one indicator for tenability. A second indicator will be when the temperature exceeds 120 °C (250 °F) for about five minutes [2]. The effects of carbon monoxide, depleted oxygen, and temperature are dose-related, involving both magnitude and time of exposure [2]. Thus the time at which 120 °C (250 °F) is exceeded is before the time at which the person is incapacitated. For each of the simulations, the time for areas to become untenable⁶ due to elevated temperature⁷ or oxygen depletion⁸ will be tabulated. These incapacitation criteria are simplifications of complex studies and serve as a basis for appraising the relative effects of alternate fire scenarios.

The NIST study did not include analysis of the threat to protected fire fighters. If a fire fighter in turnout gear is utilizing a self-contained breathing apparatus (SCBA) and has an adequate supply of air, the fire fighter can temporarily survive higher temperatures and depleted external oxygen levels. This safety shell ends when the fire fighter runs out of tank air or remains within the hot fire environment too long.

K.4.5 Temperature

Temperatures were examined to assess tenability conditions that existed during the evolution of the fire. Horizontal slices were taken 1.5 m (5 ft) above the floor with the roof and ceiling rendered transparent to display the temperature distribution throughout the structure. Additionally, temperatures were tracked over time at different elevations at specific horizontal locations as shown in Figure K-29 with the filled red circles. These temperature monitoring locations were defined in the simulation in order to track temperatures at a specific location during each simulation. The labels in Figure K-29 and Table K-7 identify temperature locations (referred to as "sensor arrays") and are used throughout this report.

The three positions indicated to the left of the figure (front, mid, rear) were located, respectively, 3.38 m (11.1 ft), 14.62 m (48.0 ft), and 26.62 m (87.3 ft) from the front of the showrooms. Sensors in the west showroom were located near the center, 7.5 m (24.6 ft) from the west wall. In the west side of the main showroom, the front and mid sensors were positioned 7.9 m (25.9 ft) from the west wall. The rear and

⁶ For this study, untenability was equated to incapacitation. A person is defined as incapacitated when he or she is unable to effect his or her own escape (ISO 13943)[16].

⁷ For this study, temperature greater than 120 °C (250 °F) for at least five minutes (300 seconds).

⁸ For this study, oxygen volume fraction less than 0.12 for at least five minutes (300 seconds).

corner sensors were located 9.8 m (32.2 ft) from the same wall; the corner position was 39 m (128.0 ft) from the front wall. The sensors positioned in the center of the main showroom were located 19.1 m (62.7 ft) from the west wall of the main showroom. Sensors in the east side of the main showroom were positioned 30 m (98.4 ft) from the west wall of the main showroom.

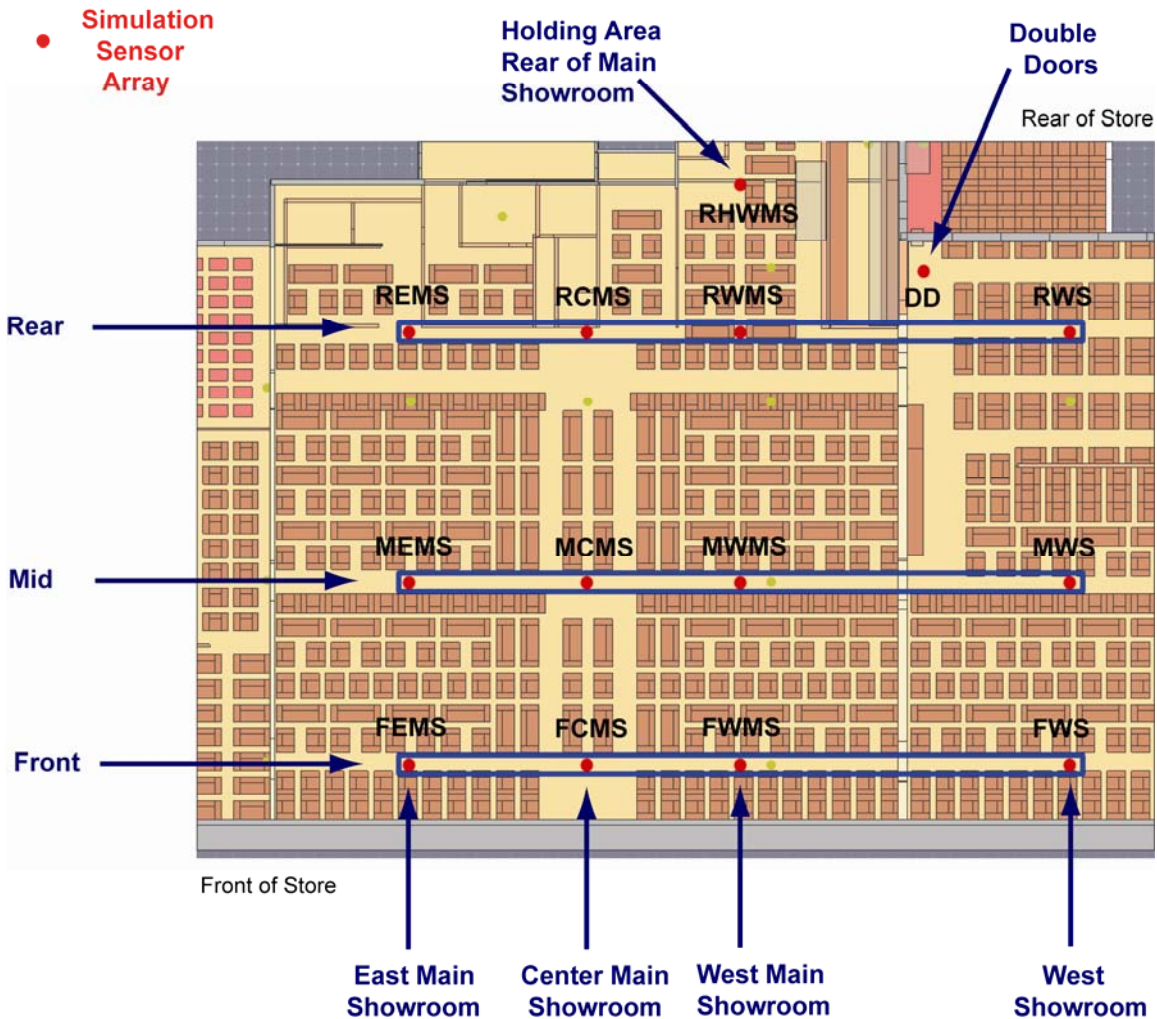


Figure K-29. Location of simulation sensor arrays in main and west showrooms.

Table K-7. Position/Location Identifiers for simulation data.

Location	Identifier
Front East Main Showroom	FEMS
Mid East Main Showroom	MEMS
Rear East Main Showroom	REMS
Front Center Main Showroom	FCMS
Mid Center Main Showroom	MCMS
Rear Center Main Showroom	RCMS
Front West Main Showroom	FWMS
Mid West Main Showroom	MWMS
Rear West Main Showroom	RWMS
Rear Holding West Main Showroom	RHWMS
Front West Showroom	FWS
Mid West Showroom	MWS
Rear West Showroom	RWS
Double Doors	DD

Figure K-30 shows a series of images with a temperature slice 1.5 m (5 ft) from the floor rendered at a range of times between 900 s through 1620 s (7:25:53 p.m. through 7:37:53 p.m.). These images show the progression of the elevated temperatures from the loading dock, into the holding area, and eventually into the main showroom. Temperatures above 100 °C (approximately indicated by the border between dark blue and light blue) are first observed in the holding area approximately three minutes into the simulation. Note that the double doors separating the west showroom from the loading dock were opened at 144 s, but the temperature in the west showroom remained low even as fire was spreading into the holding area.

Figure K-31 shows a chart of temperatures recorded in the west showroom, near the double doors. The data are from sensors located 0.3 m (1 ft), 0.91 m (3 ft), 1.52 m (5 ft), and 2.13 m (7 ft) from the floor. Figure K-31 shows temperatures remained below 100 °C through approximately 750 s (7:23:23 p.m.). The fire was positioned near the double doors to the loading dock, however, during the early stages much of the heat was venting through the loading dock roof and later through the main showroom roof. Air was being pulled through the doorway to feed oxygen to the fire in the loading dock and holding area. There was a surge in temperature in the upper layer lasting several minutes caused by fire progression into the showroom. At 900 s (7:25:53 p.m.), a section of the roof above the holding area was removed and this resulted in the subsequent temperature drop. Temperatures dropped below 100 °C, but as the HRR increased in the main showroom the temperatures in both showrooms began to rise quickly. A second temperature surge, which began at approximately 1460 s (7:35:03 p.m.), was due to the fire entering the west showroom through the open roll-down door as it moved to the front of the

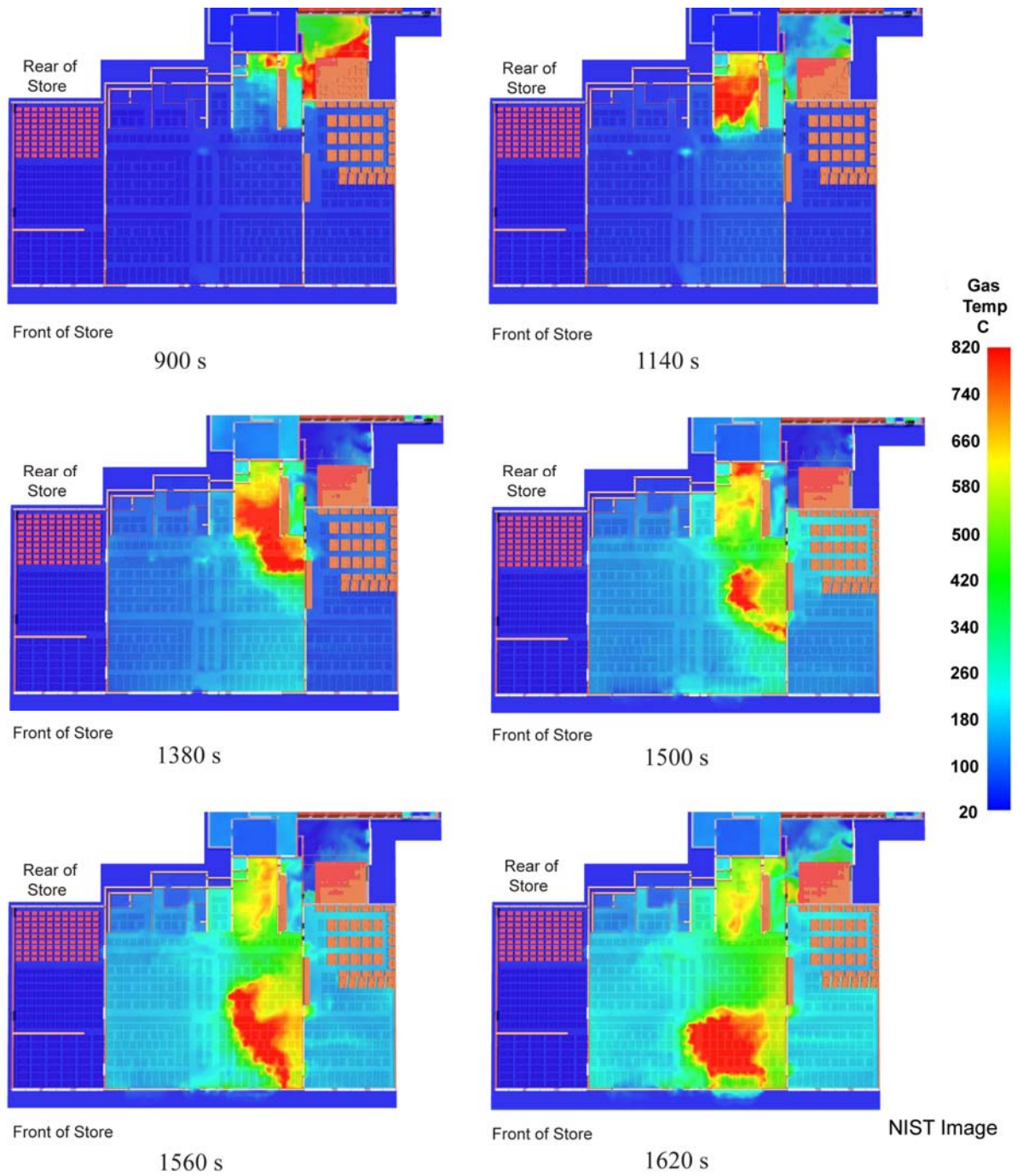


Figure K-30. Temperature slices located 1.5 m (5 ft) above the floor.

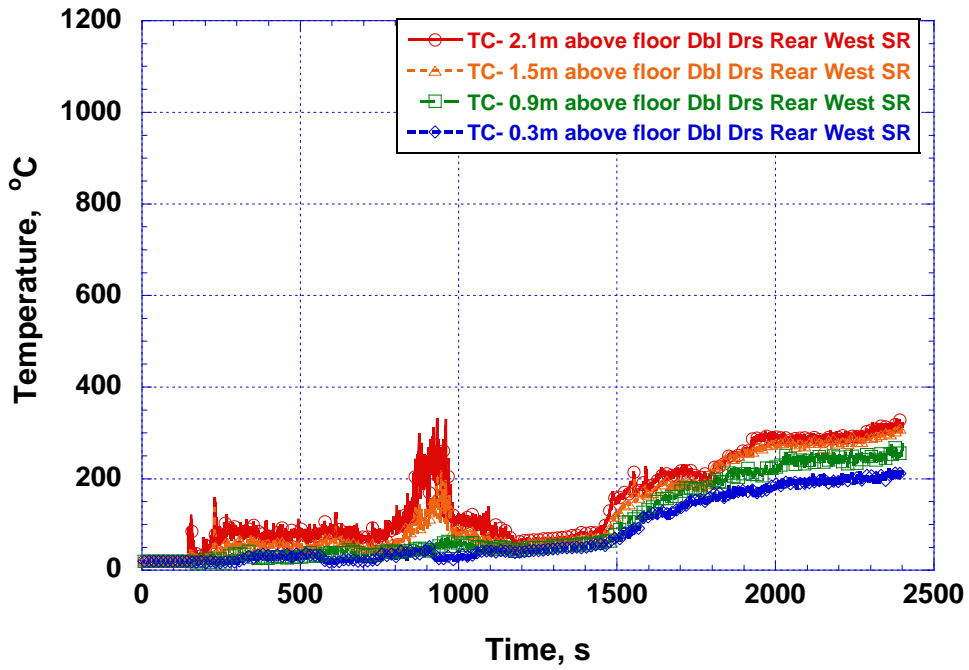


Figure K-31. Temperatures at different elevations, 0.3 m (1 ft), 0.9 m (3 ft), 1.5 m (5 ft), and 2.1 m (7 ft) in rear of west showroom near double doors.

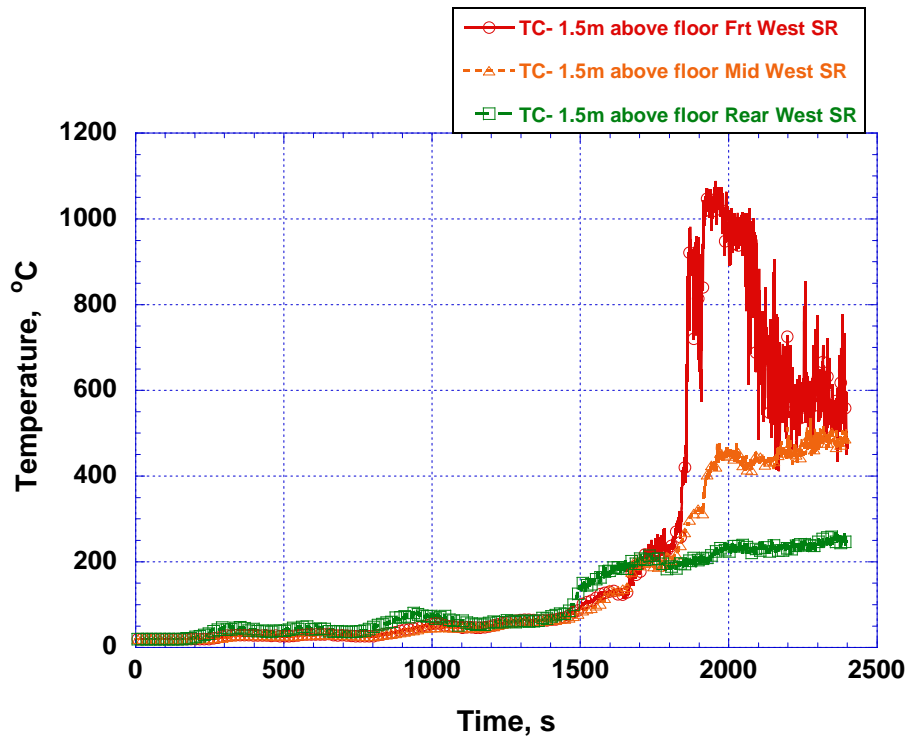


Figure K-32. West Showroom temperatures for 1.5 m (5 ft) above floor.

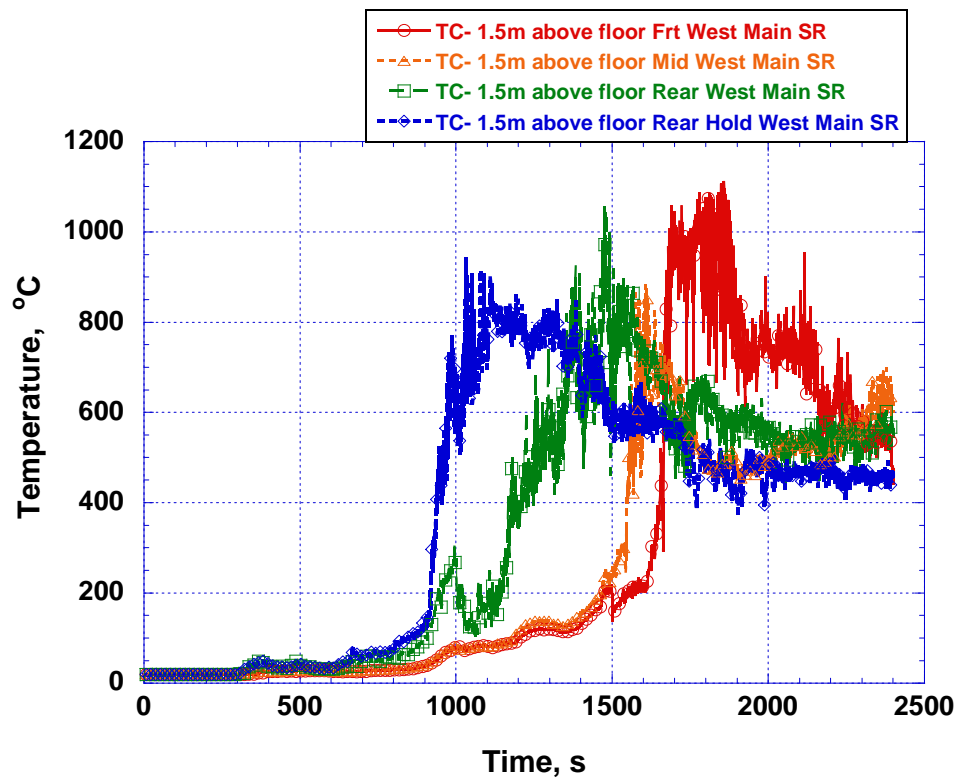


Figure K-33. Main showroom (west) temperatures for 1.5 m (5 ft) above floor.

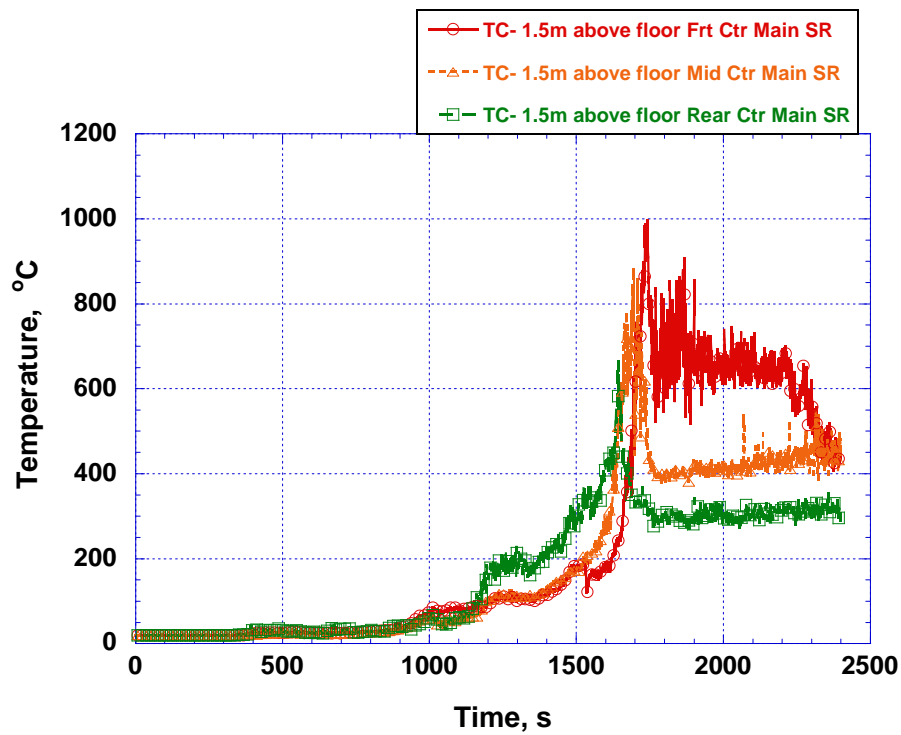


Figure K-34. Main showroom (center) temperatures for 1.5 m (5 ft) from floor.

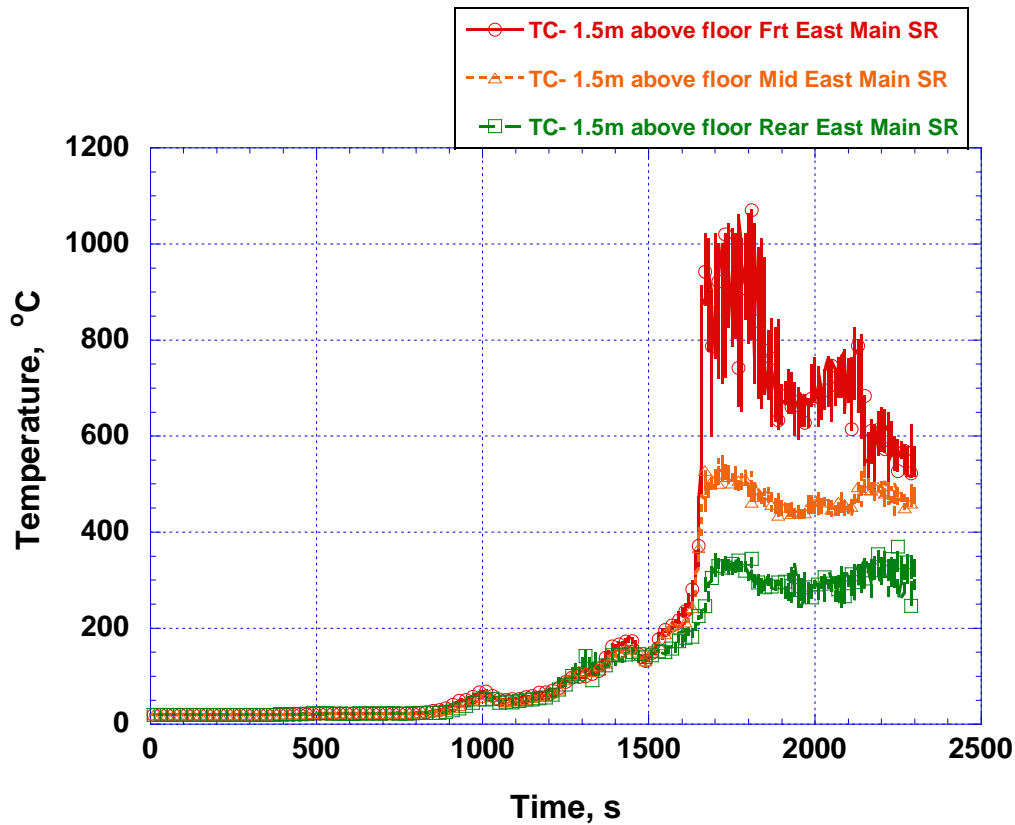


Figure K-35. Main showroom (east) temperatures for 1.5 m (5 ft) from floor.

main showroom. It should be noted that the focus of suppression efforts was in this area of the showroom, and that the simulation does not take this into account.

Figures K-31 through K-35 show charts of temperatures recorded at the locations throughout the main and west showroom as indicated in Figure K-29. All data in these charts were recorded 1.5 m (5 ft) above the floor. Figure K-31 shows temperature in the west showroom. Temperatures in the west showroom remained relatively low, below 100 °C, until the fire began moving toward the front of the main showroom. The temperature at the rear sensor surpassed 120 °C at 1350 s (7:33:23 p.m.). As the fire in the main showroom continued to move forward, the temperature at the mid and front sensors reached 120 °C at 1400 s (7:34:13 p.m.)

Figure K-33 shows a temperature chart that displays data from sensors located on the west side of the main showroom. This chart contains a fourth data location, labeled Rear Hold, which was identified in Figure K-29. Temperatures in the west side of the main showroom became elevated at an earlier point than in the other areas of the showroom because the fire moved across these sensors as it moved to the front of the showroom. The rear holding area location reached 120 °C at 864 s (7:25:17 p.m.); the rear location was roughly 30 s behind, reaching 120 °C at 900 s (7:25:53 p.m.). The mid and front locations reached 120 °C simultaneously at 1250 s (7:31:43 p.m.). Temperatures in the center and east areas of the main showroom showed similar trends.

K.4.6 Oxygen Volume Fraction

Figure K-36 shows a series of images with an oxygen slice 1.5 m (5 ft) from the floor rendered at a range of times between 360 s through 1440 s (7:16:53 p.m. through 7:34:53 p.m.).

Figures K-37 through K-40 show charts of oxygen volume fraction recorded at several locations throughout the main and west showroom. All data in these charts were recorded 1.5 m (5 ft) above the floor. The locations correspond to those used for the temperature results shown in Figures K-31 through K-35. The oxygen volume fraction at the sensor in the rear of west showroom fell below 0.12 at 1500 s (7:35:53 p.m.). As the fire in the main showroom continued to move forward, the oxygen at both the mid and front sensors reached 0.12 volume fraction at 1600 s (7:37:33 p.m.).

Figure K-38 shows a chart that displays oxygen data from sensors located on the west side of the main showroom. Oxygen in the west side of the main showroom became depleted at an earlier point than in the other areas of the showroom because this was the path of the fire as it moved to the front of the showroom. The holding area location reached 0.12 volume fraction at 950 s (7:26:43 p.m.); the rear location was roughly six minutes behind, reaching 0.12 volume fraction at 1250 s (7:31:43 p.m.). The mid and front locations initially reached 0.12 volume fraction approximately the same time at 1400 s (7:34:13 p.m.). The mid and front locations then increased up to 0.15 volume fraction as the front windows were broken. Oxygen volume fractions in the center and east areas of the main showroom had similar trends.

K.5 BASELINE SIMULATION WITH SPRINKLERS ADDED INSIDE THE LOADING DOCK

K.5.1 General

A simulation was performed with code-compliant fire sprinklers added inside the enclosed loading dock to examine the effects that sprinklers might have had on the fire and the resulting environment inside the building. Otherwise, the simulation was identical to the baseline simulation. FDS has been shown to be able to predict the number of sprinklers activated and the approximate activation times, as well as trends, temperatures, heat fluxes and oxygen volume fractions in reasonable agreement with measured values [5; Vols. 2&3]. However, the suppression physics in FDS is simplified and cannot capture all of the details of the suppression process.

The sprinkler system layout was designed in accordance with NFPA 13, *Standard for the Installation of Sprinkler Systems* [20]. The system was designed as an Ordinary Hazard Group 2 wet pipe system, assuming that the enclosed loading dock area was heated. An Ordinary Hazard Group 2 sprinkler system was utilized in order to provide a more conservative estimate for the design area/water density, as compared to an Extra Hazard design, for simulating the effects of sprinklers on fire conditions. The locations of the sprinklers within the enclosed loading dock are shown in Figure K-41. Note that given the dimensions of the cells in the simulation, the locations of the sprinklers in the simulation vary up to 2 cm (0.8 in) from the layout shown. The specific locations of the sprinklers are given in the FDS input file. The sprinkler characteristics and operating parameters are given in Table K-8.

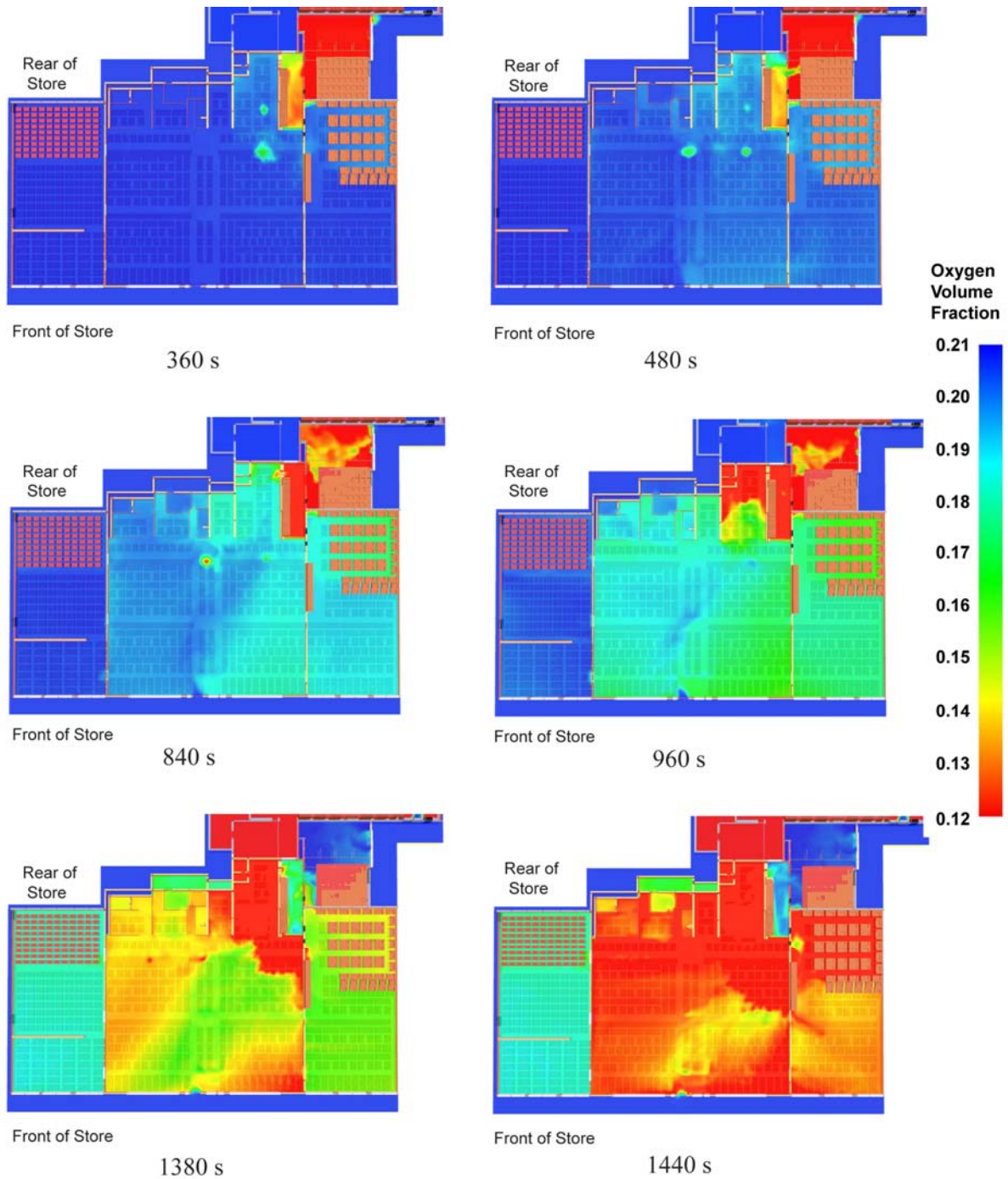


Figure K-36. Oxygen volume fractions (slice images) for 1.5 m (5 ft) above the floor.

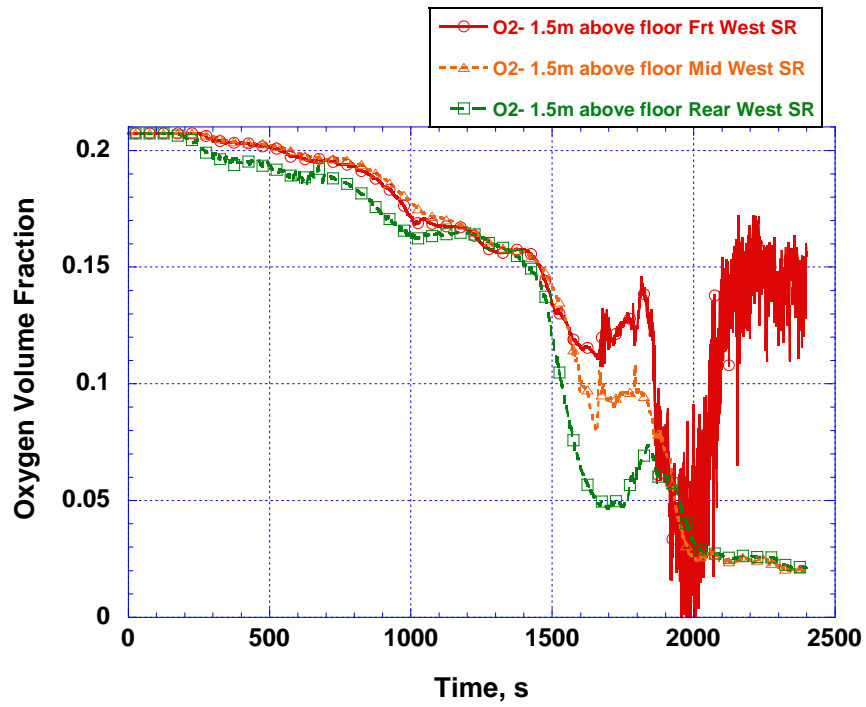


Figure K-37. West showroom oxygen volume fractions for 1.5 m (5 ft) above the floor.

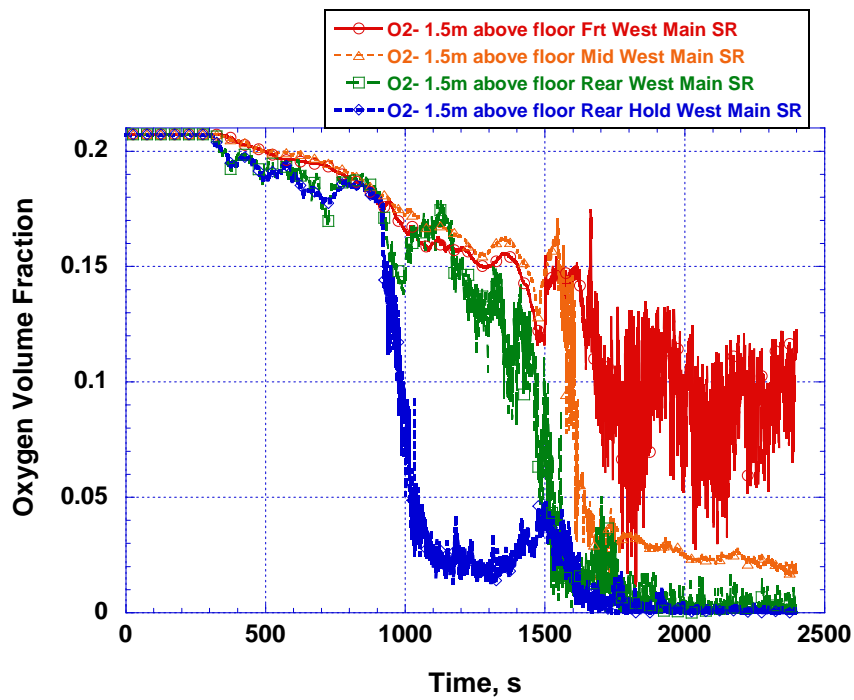


Figure K-38. Main showroom (west) oxygen volume fractions for 1.5 m (5 ft) above the floor.

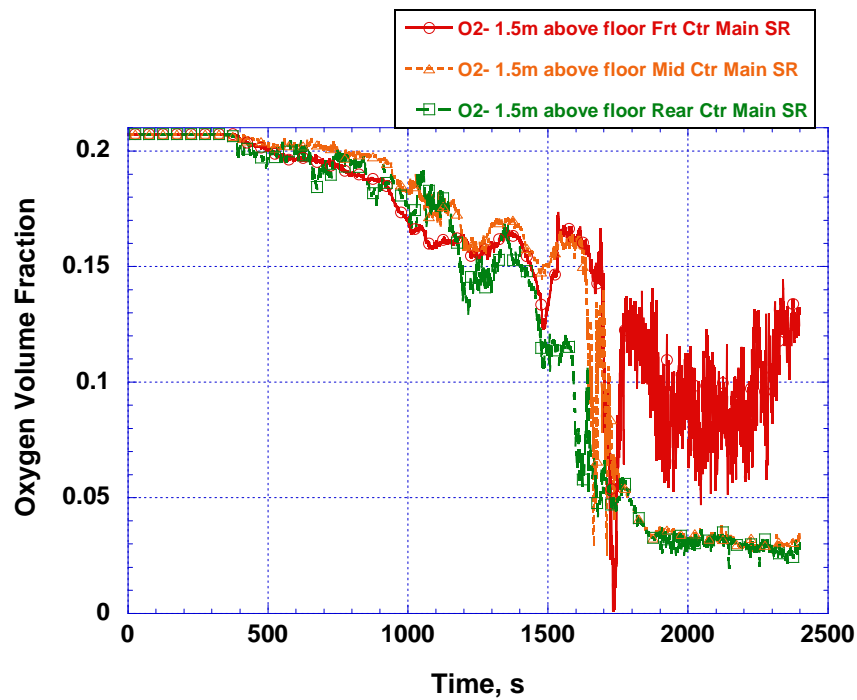


Figure K-39. Main showroom (center) oxygen volume fractions for 1.5 m (5 ft) above the floor.

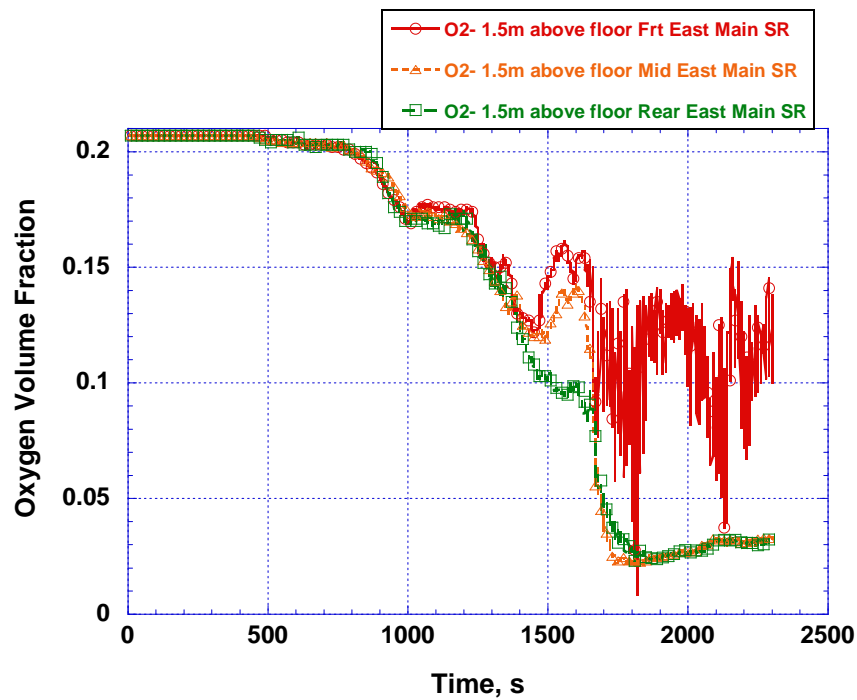


Figure K-40. Main showroom (east) oxygen volume fractions for 1.5 m (5 ft) above the floor.

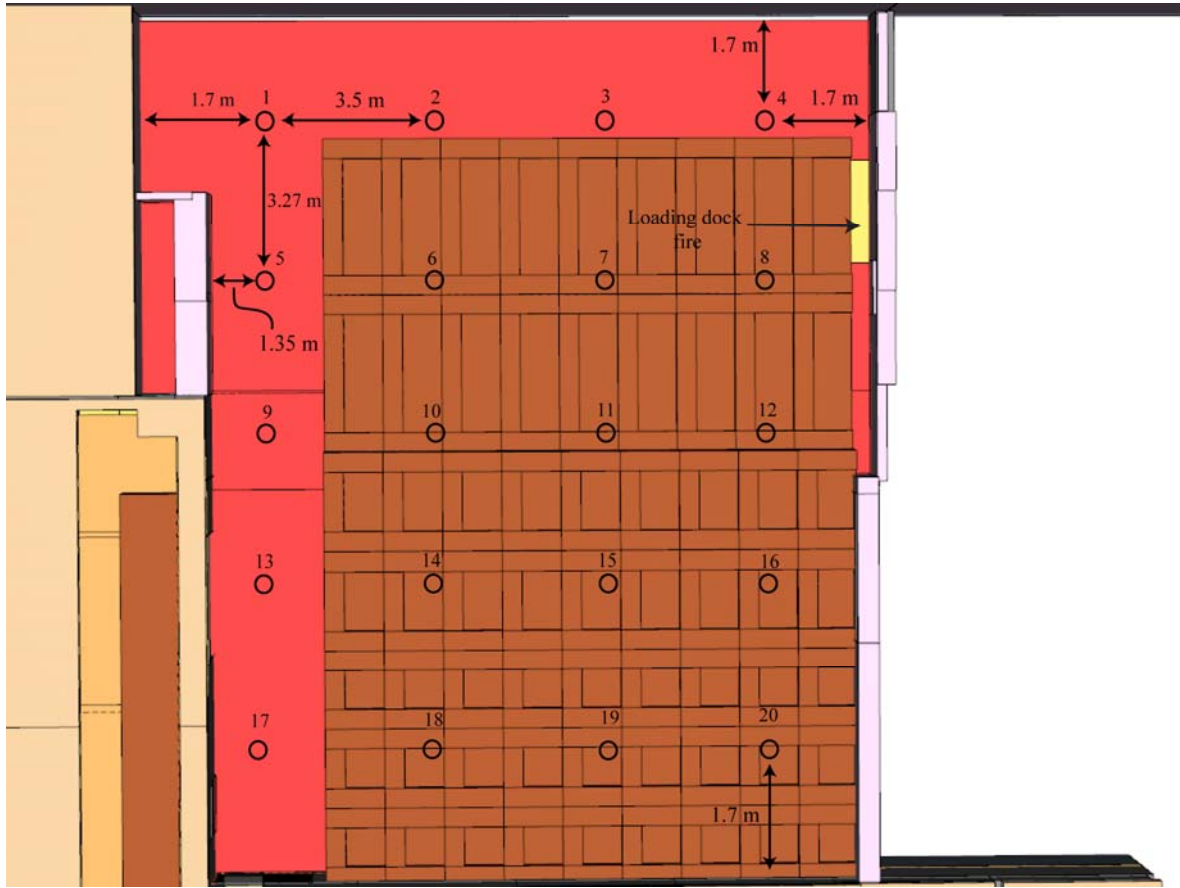


Figure K-41. Simulated sprinkler layout inside the enclosed loading dock.

Table K-8. Summary of sprinkler properties.

Property	Value
Sprinkler Type	Pendant
Operating Pressure	1.7 bar (25 psi)
K-factor	80.6 L min ⁻¹ bar ^{-1/2} (5.6 gpm/psi ^{1/2})
Response Time Index	40. m ^{1/2} s ^{1/2} (72 ft ^{1/2} s ^{1/2})
C-Factor	0
Activation Temperature	74°C (165°F)
Offset Distance	0.10 m (3.9 in)
Size Distribution	Global Average
Median Volumetric Diameter	675 µm (2.66 x 10 ⁻² in)
Minimum Spray Angle	75°
Maximum Spray Angle	105°
Speed	14 m/s (46 ft/s)

Twenty sprinklers were placed inside the loading dock, as shown by the black circles in Figure K-41. In this configuration, the maximum protection area of coverage per sprinkler was approximately 11.9 m^2 (128 ft^2) with a water density of approximately $8.8 \text{ L min}^{-1} \text{ m}^{-2}$ (0.22 gpm/ft^2). Two sprinklers, labeled 4 and 8 in Figure K-41, activated in the simulation. Sprinkler 8 was the first to activate, at 50 s, while sprinkler 4 activated at 75 s.

Figure K-42 shows a series of images indicating the progression of fire and smoke in the loading dock during the sprinklered simulation. These images show an overhead view, centered on the loading dock (the area shaded in red). The north end of the warehouse is shown at the top of the images and the south end of the west showroom is at the bottom. The southwest corner of the main showroom (including the holding area) is shown in the lower left corner. In these images, the roof and walls of the loading dock were made invisible in order to facilitate viewing the loading dock interior. Additionally, the roofs over the main and west showrooms were clipped so that the interior of the holding area was visible. The areas colored black are the showroom ceilings. The west showroom ceiling is only partially revealed because this addition had a sloped roof and only the upper section was clipped away.

The quantity of fire generated smoke increases through the first five images in this sequence, from 30 through 210 s. Smoke spreads across the underside of the loading dock roof and begins to fill downward. At 210 s, the smoke layer was low enough to begin spilling into the holding area where there is access to the space above the showroom ceiling. By 240 s however, the fire is no longer burning and the smoke is beginning to dissipate.

The same initiating fire was used in this scenario as for the baseline case, an ultrafast t^2 growth curve [18] to a peak HRR of 750 kW and then held at this level for two minutes, after which time it was ramped linearly down over one minute. The intent of this fire was to ignite furniture in the loading dock. However, because the initiating fire was sufficient to activate two sprinklers (at 50 s and 75 s), the fire did not spread to the nearby furniture on the loading dock.

K.5.2 Temperature

Figure K-43 shows the sprinkler temperature at each of the sprinkler locations. The graph indicates that the temperature at locations 4 and 8 reached 74°C , at which point the sprinklers were activated in these locations. Temperatures at locations 1 and 2 peaked in the 60°C to 70°C range but never reached the threshold for activation.

The predicted temperatures and oxygen volume fraction in the main and west showroom remained near ambient throughout since the fire in the loading dock was extinguished by the sprinklers.




Figure K-42. Fire and smoke progression in the early stages of the sprinklered scenario. Sprinkler 8 was the first to activate, at 50 s, while sprinkler 4 activated at 75 s.

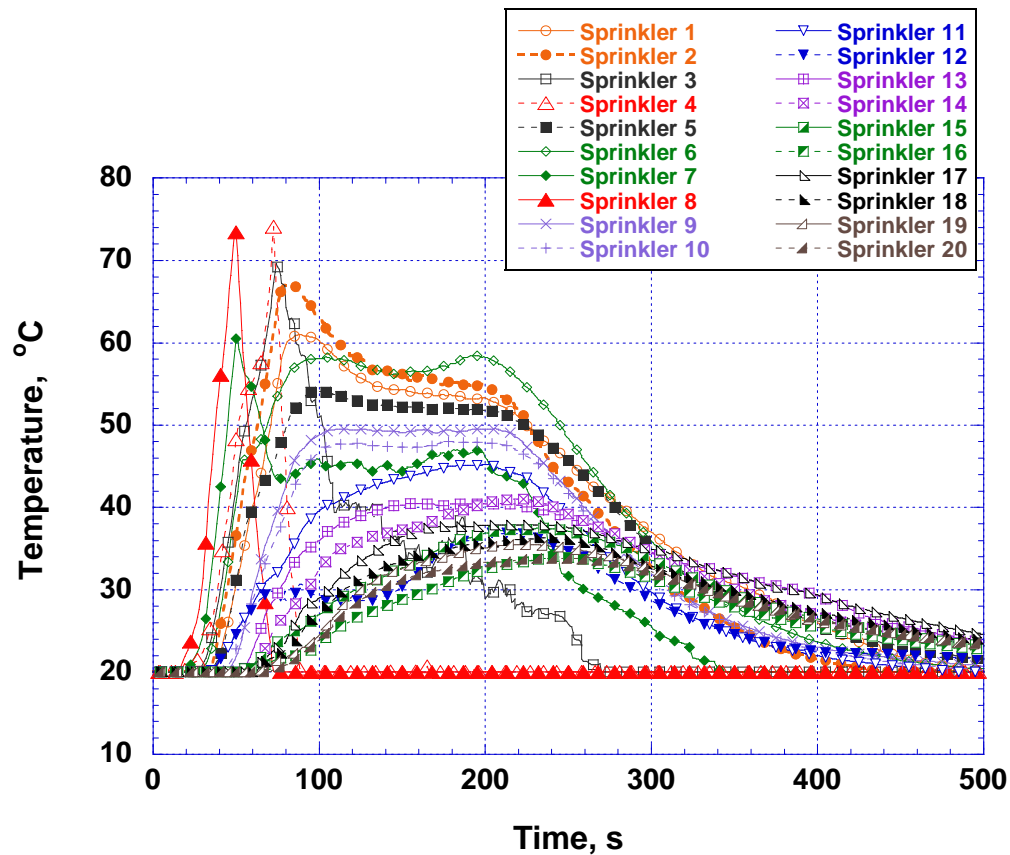


Figure K-43. Sprinkler temperatures inside the enclosed loading dock.

Figure K-44 shows a series of images with a temperature slice 1.5 m (5 ft) from the floor rendered at a range of times between 30 s through 300 s. Note that the scale on these images is consistent with those in Figure K-30. These images show that the area of elevated temperatures is limited to the immediate vicinity of the fire inside the loading dock.

K.5.3 Oxygen Volume Fraction

A similar result is seen in the oxygen volume fraction data, shown in Figure K-45. This figure shows a series of images 1.5 m (5 ft) from the floor at times between 30 s through 240 s. Depleted oxygen levels are observed in the vicinity of the holding area. The oxygen volume fraction at 1.5 m never drops below the tenability threshold of 0.12 (volume fraction). There is an increase in oxygen volume fraction between the final two images, as fresh air enters the holding area.

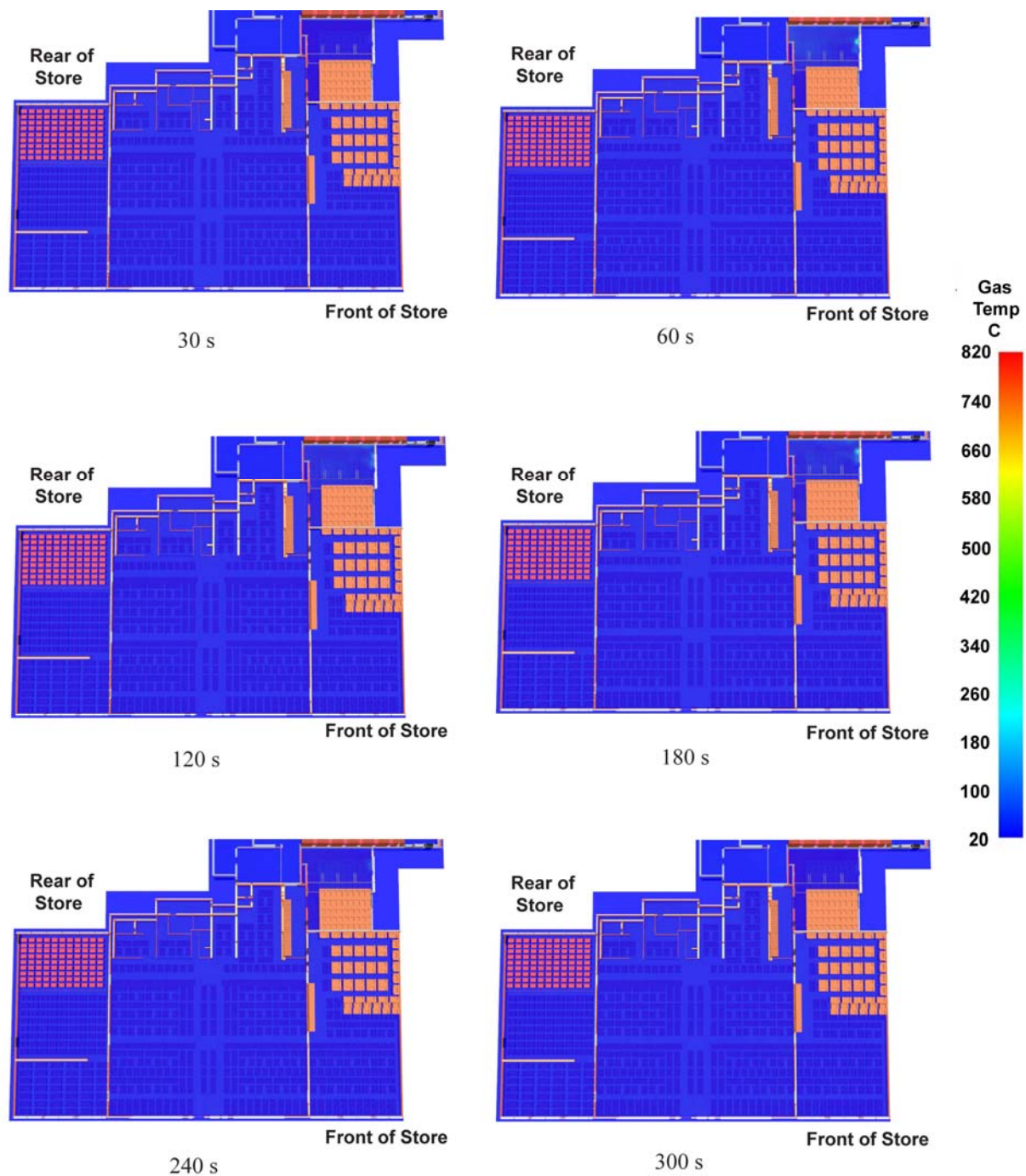


Figure K-44. Temperatures 1.5 m (5 ft) above the floor in the sprinklered simulation.

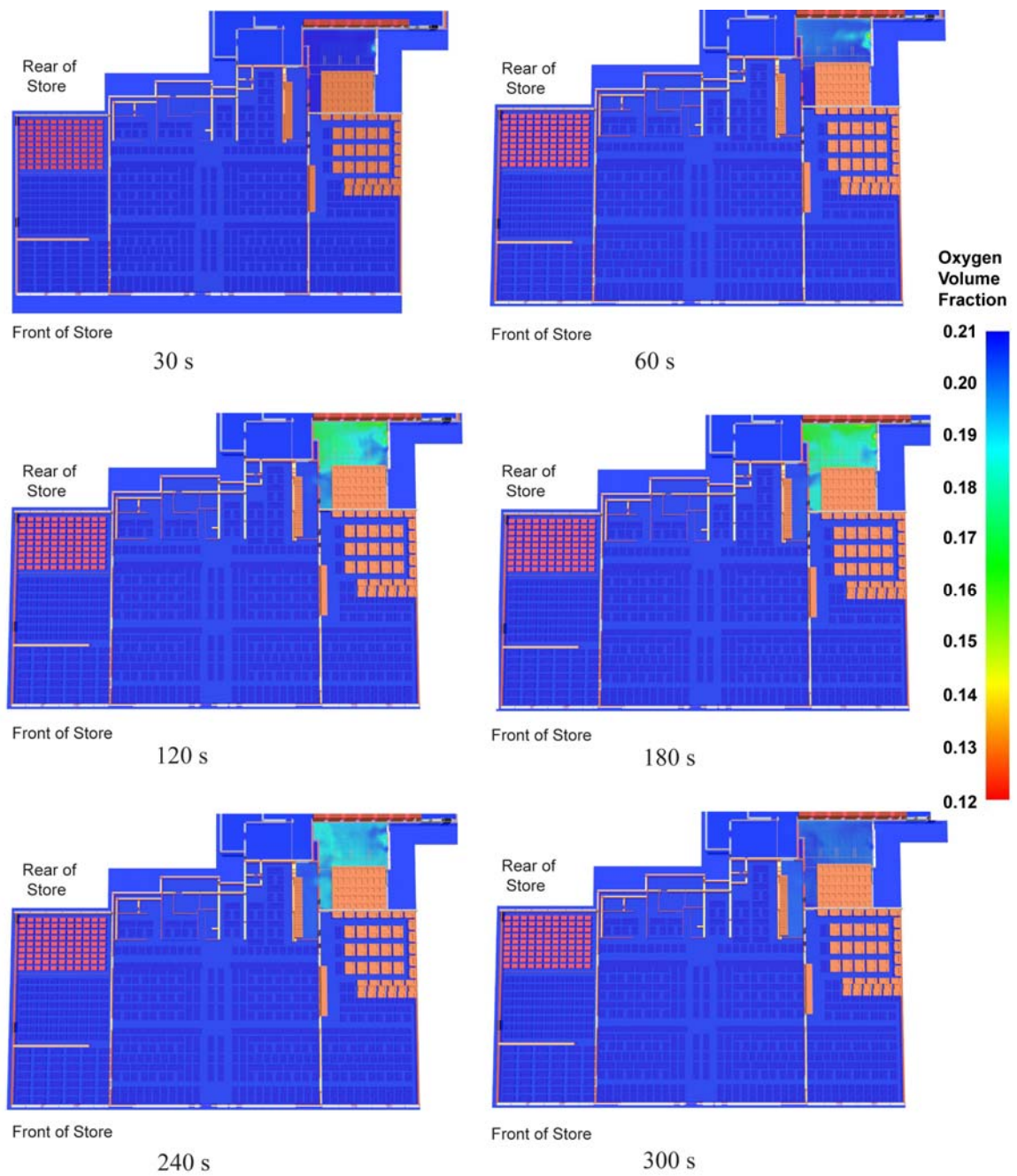


Figure K-45. Oxygen volume fractions 1.5 m (5 ft) above the floor in the sprinklered simulation.

K.6 BASELINE WITH FRONT WINDOWS INTACT

K.6.1 General

In this simulation, the windows at the north (front) end of the main and west showrooms were kept in place, while everything else remained fixed from the base scenario. The front entrance, through which fire department personnel entered and exited the main showroom, was kept open and all other ventilation parameters were unaltered. The results of this simulation are presented here.

K.6.2 Fire Growth and Smoke Spread

Figure K-46 shows the progression of fire and smoke throughout the loading dock, holding area and showrooms between 1020 s and 2040 s (7:27:53 p.m. through 7:44:53 p.m.). The first three images in this figure are indistinguishable from the corresponding images in Figure K-22 (the baseline simulation). The differences appear in the later images – 1500 s and beyond. Compared to Figure K-22, Figure K-46 shows far less burning in the northwest quadrant of the main showroom.

In the base simulation the fire HRR begins to diminish after 1380 s, but when the front windows of the main showroom were taken out starting at 1457 s, there was a rapid increase in the HRR. In this scenario, with the windows remaining intact, the fire HRR continues to decrease after 1380 s. The fire moved toward the front of the showroom, where oxygen was still being supplied through the front door. With the front windows intact, the flames reached the front of the main showroom at 1800 s (7:40:53 p.m.), approximately 3 minutes longer than the base scenario. At 2040 s (7:44:53 p.m.) in the base case, the flames appear across the front of the main and west showrooms, while with the windows intact, the flames only appear across a small portion of the main showroom.

K.6.3 Heat Release Rate

Figure K-47 shows the change in HRR over time for this scenario and the baseline simulation. In both scenarios, HRR peaked at 120 MW at around 1300 s after which the HRR decreased. This would be consistent with the fire becoming underventilated. The venting of the front windows in the main showroom at 1457 s corresponds with the subsequent rapid increase in HRR for the base case. In the simulation with the windows intact, the HRR did not increase at approximately 1500 s, but continued to decrease until about 1600 s.




Figure K-46. Fire and smoke progression in case with front windows intact.

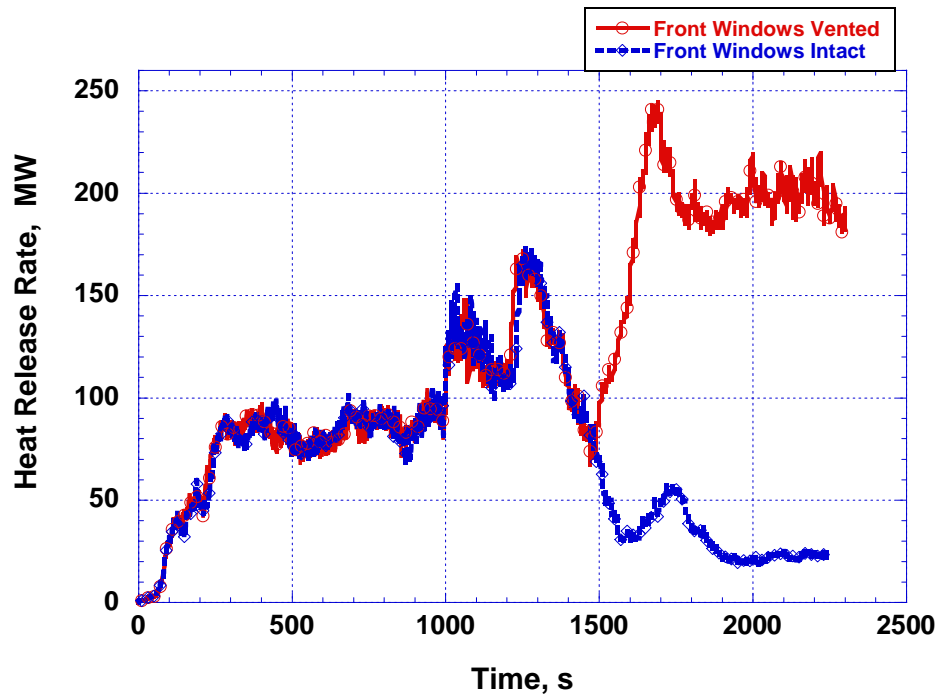


Figure K-47. Comparison of the heat release rate for simulations with front windows vented and front windows intact.

K.6.4 Temperature

Figure K-48 shows a series of images with a temperature slice 1.5 m (5 ft) from the floor rendered at a range of times between 900 s through 1620 s (7:25:53 p.m. through 7:37:53 p.m.). The trends in this figure are similar to those seen in Figure K-30 for the baseline simulation. For the windows intact scenario the high temperature areas, shown in red, diminishes between 1380 s and 1500 s. After 1500 s the simulation displays less red areas in the windows intact case than for the same times in the baseline case Figure K-30.

Figures K-49 through K-53 show simulated temperature data at the same sensor locations used in Figure K-29 for the baseline simulation. For comparison purposes, the scale in these figures was kept the same as the corresponding scale in Figures K-31 through K-36. After 1500 s, the temperatures were lower in the scenario with the front windows intact as compared to the base case. The temperatures with the windows intact exceeded the 120 °C tenability threshold at each sensor location before the time at which the windows would have been broken out.

K.6.5 Oxygen Volume Fraction

Figures K-54 through K-57 show oxygen volume fraction data for the front windows intact case that were recorded at the same sensor locations (Figure K-29) as the baseline case. For the first 1000 s, the oxygen volume fraction in the west showroom Figures K-37 through K-40 drops to about 0.16 for both cases.

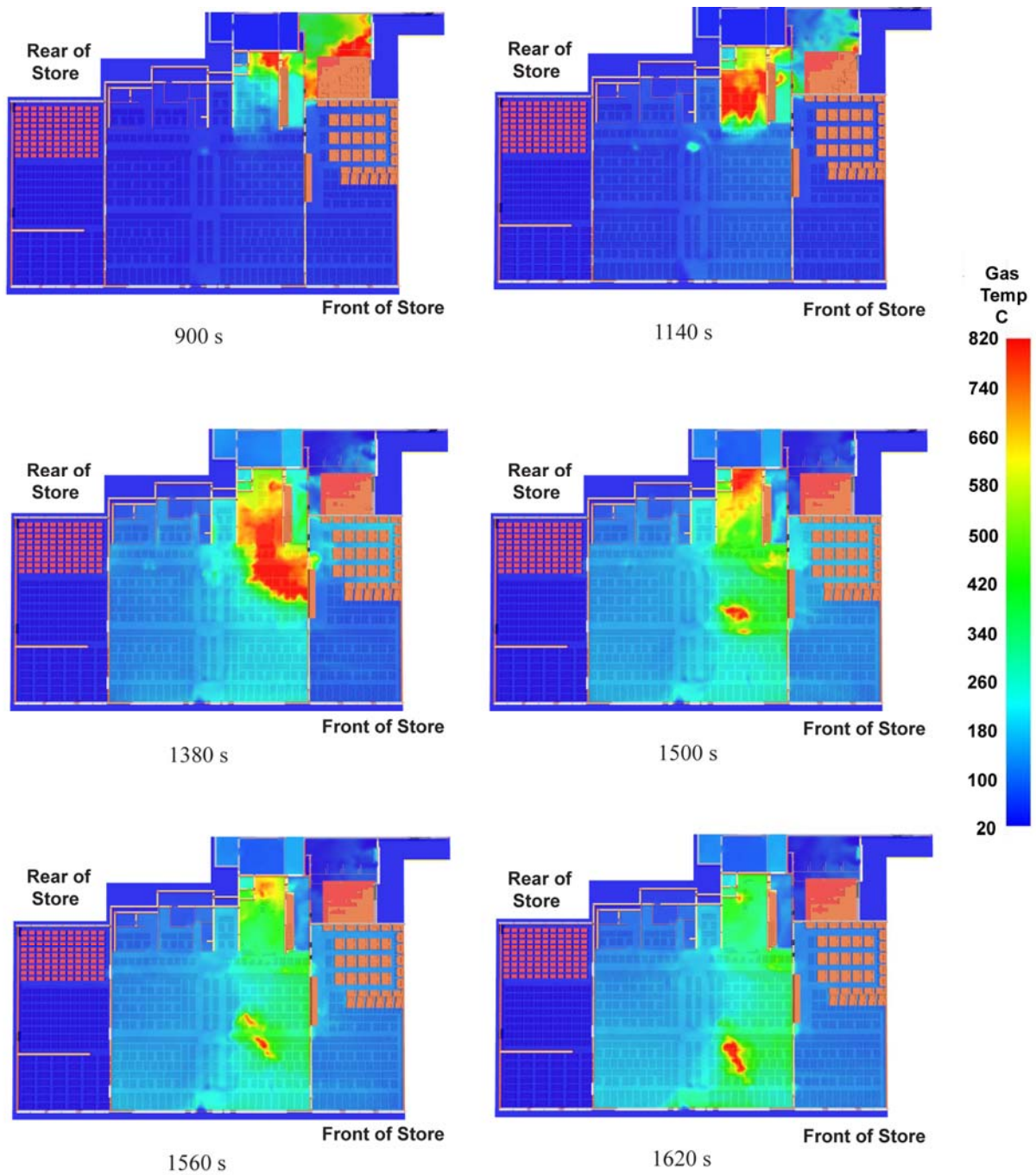


Figure K-48. Temperature slices located 1.5 m (5 ft) above the floor in simulation with front windows intact.

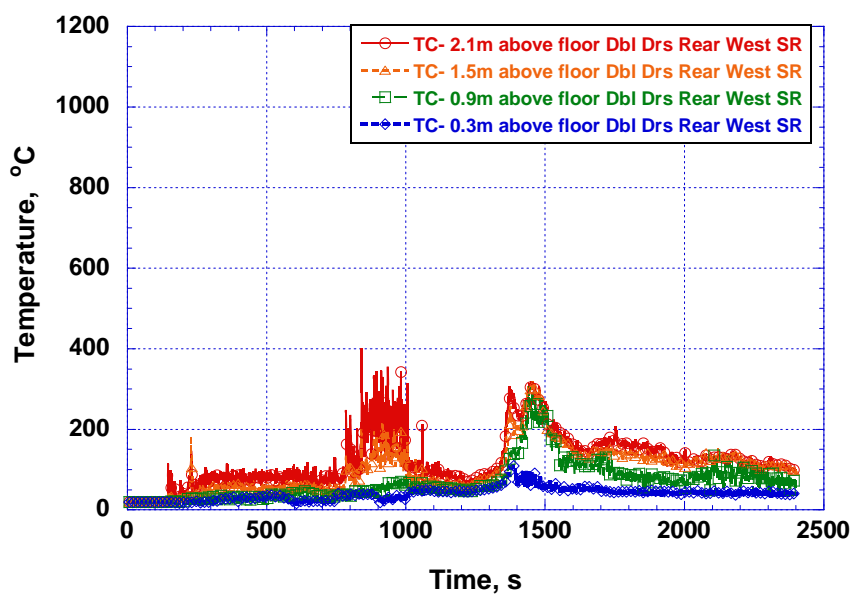


Figure K-49. Temperatures at different elevations, 0.3 m (1 ft), 0.9 m (3 ft), 1.5 m (5 ft), and 2.1 m (7 ft) in rear of west showroom near double doors.

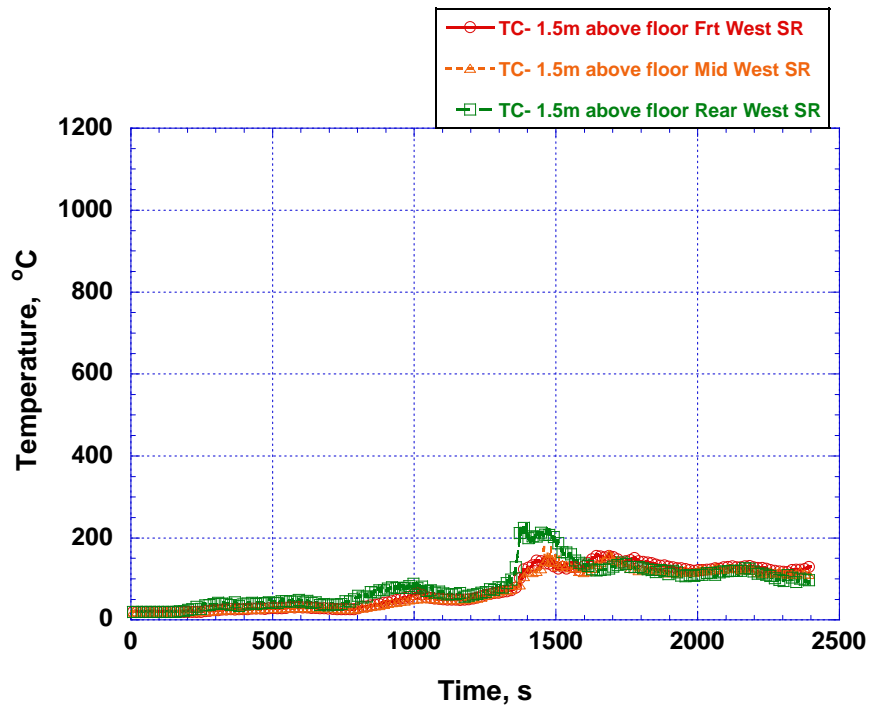


Figure K-50. West showroom temperatures for 1.5 m (5 ft) above the floor.

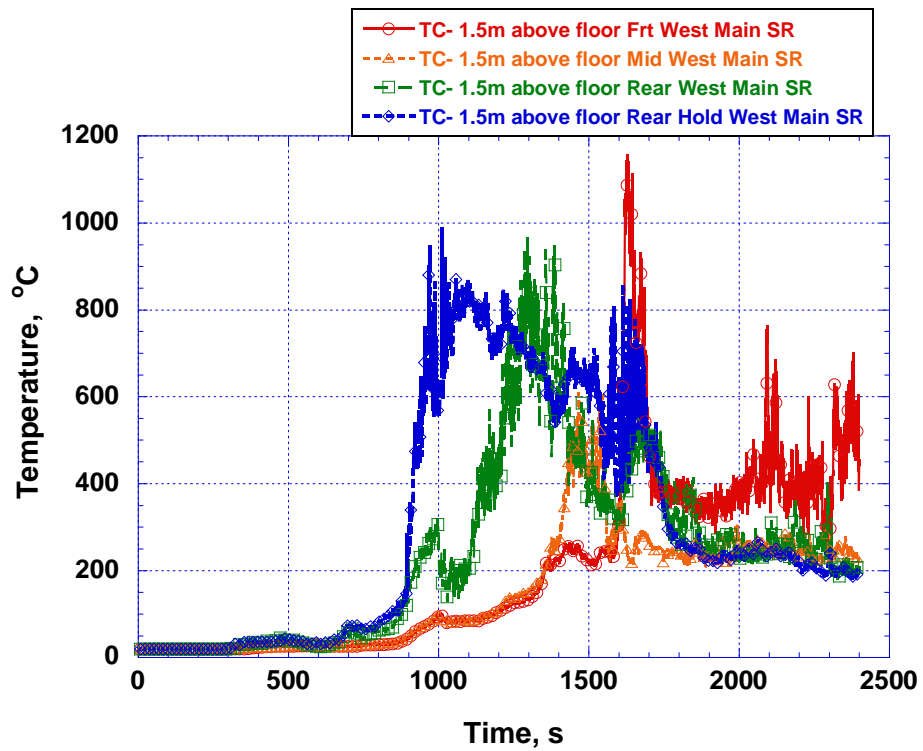


Figure K-51. Main showroom (west) temperatures for 1.5 m (5 ft) above the floor.

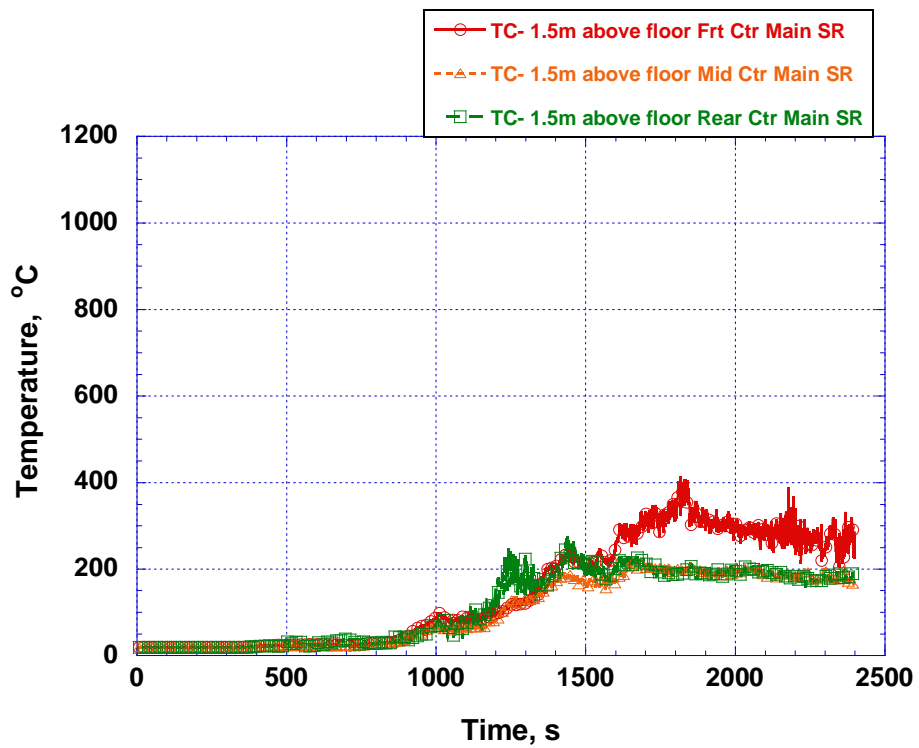


Figure K-52. Main showroom (center) temperatures for 1.5 m (5 ft) above the floor.

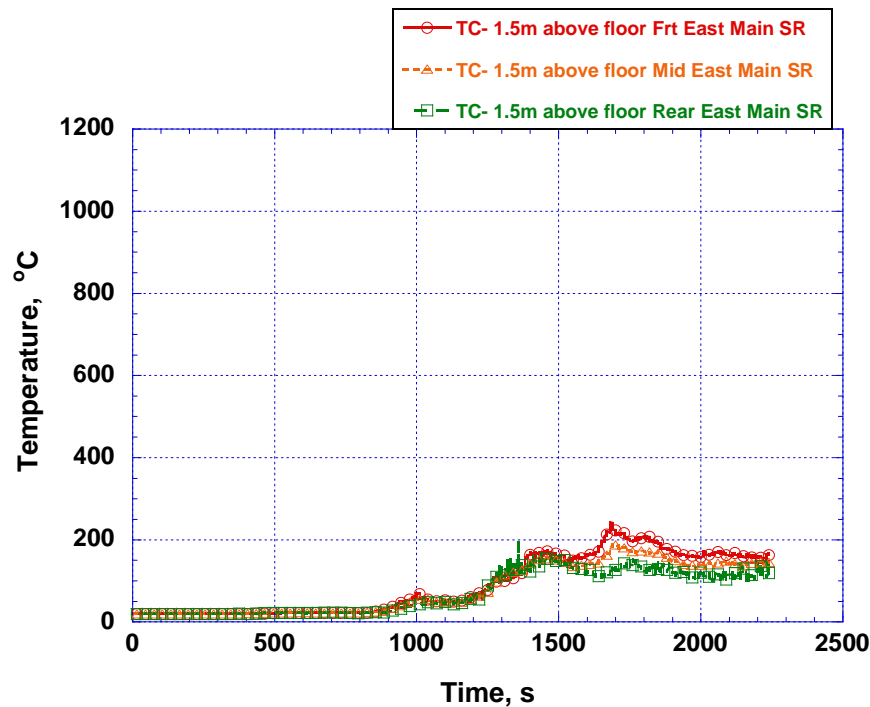


Figure K-53. Main showroom (east) temperatures for 1.5 m (5 ft) above the floor.

For about the next 400 s, the oxygen volume fraction decreases more slowly in both cases. By 1400 s the volume fraction drops below 0.1 for the windows intact case, but decreases to 0.15 for the base scenario. For the windows intact case, after the time when the windows would have been broken at 1457 s, the oxygen volume fraction in the rear of the west showroom begins to increase and peak at about 0.12 at 1850 s. The oxygen volume fractions in the mid and front of the west showroom decrease to 0.09 and 0.07, respectively. The oxygen volume fractions in the rear of the main showroom (Figures K-55 and K-38) show similar trends during the first 1300 s. For the windows intact case, the oxygen volume fraction became more steady between 0.07 and 0.09. The oxygen volume fraction for the same location in the base scenario continues to drop to less than 0.02. For the base case, after 1700 s, the oxygen volume fraction is less than 0.03 for the holding area, rear, and mid showroom. For the windows intact scenario, at about the same time, 1700 s, the oxygen volume fraction for the rear, mid, and front showroom locations are all above 0.07. Overall, the trends for both cases are similar during the early portion of the simulations, but after the time at which the windows were broken out in the base scenario, the oxygen volume fractions appear lower than in the front windows intact case for the rear holding, rear, and mid showroom locations.

Figure K-58 shows a series of images with an oxygen slice 1.5 m (5 ft) from the floor rendered at a range of times between 360 s and 1440 s. As was the case with temperature, the conditions in the main and west showrooms become untenable because of oxygen depletion prior to 1440 s (7:34:53 p.m.). While minimum oxygen volume fractions were not as low in the case with the windows intact, they nonetheless dropped below 0.12 (indicated by the red shaded areas in Figure K-48) in the main and west showrooms.

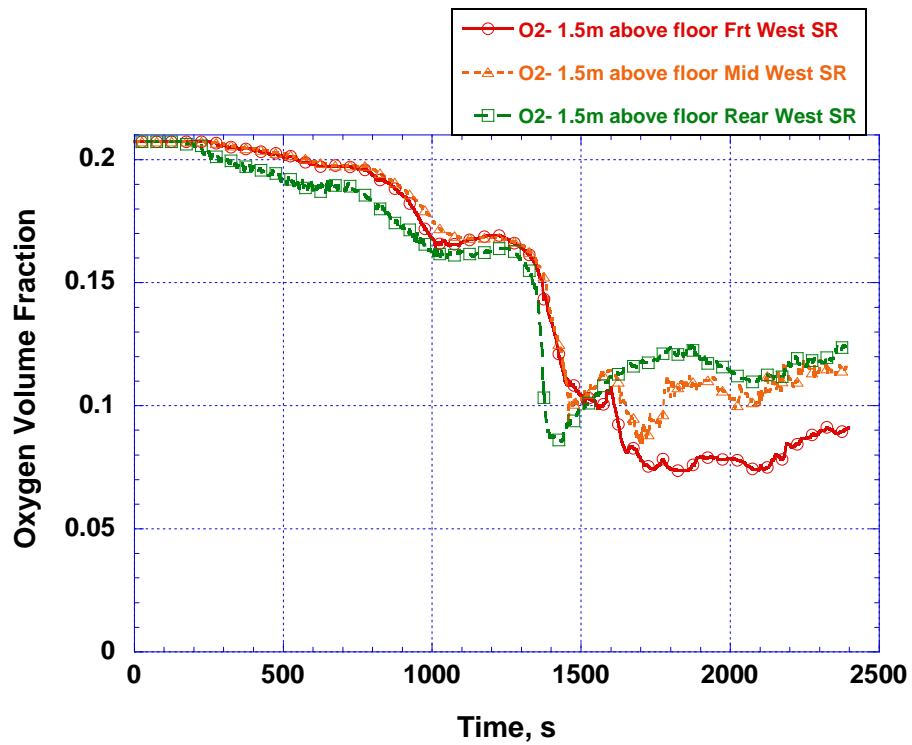


Figure K-54. West showroom oxygen volume fractions for 1.5 m (5 ft) above the floor.

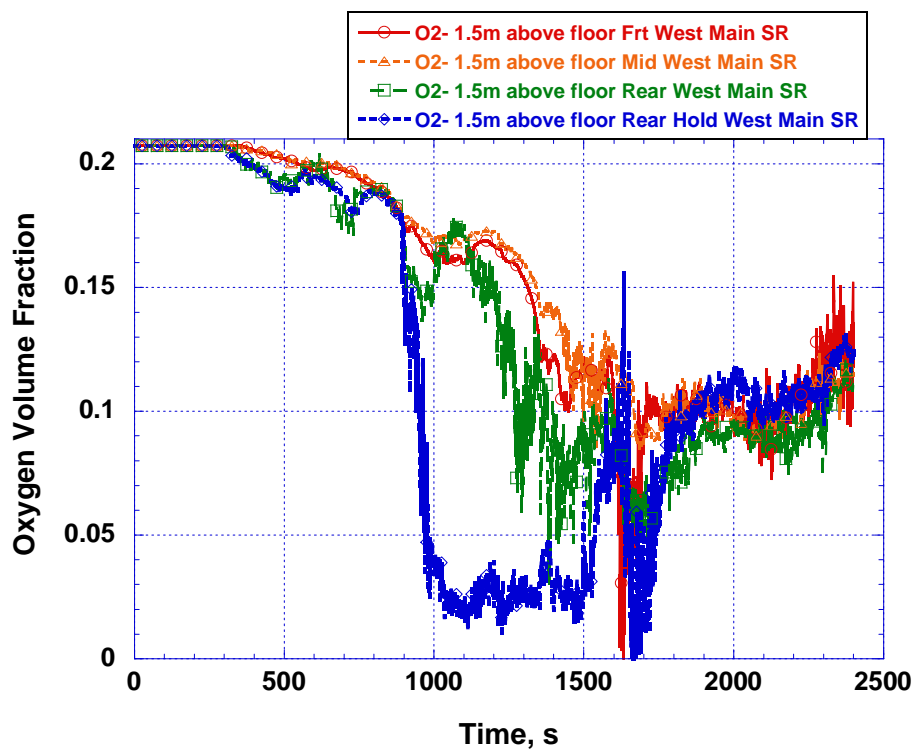


Figure K-55. Main showroom (west) oxygen volume fractions for 1.5 m (5 ft) above the floor.

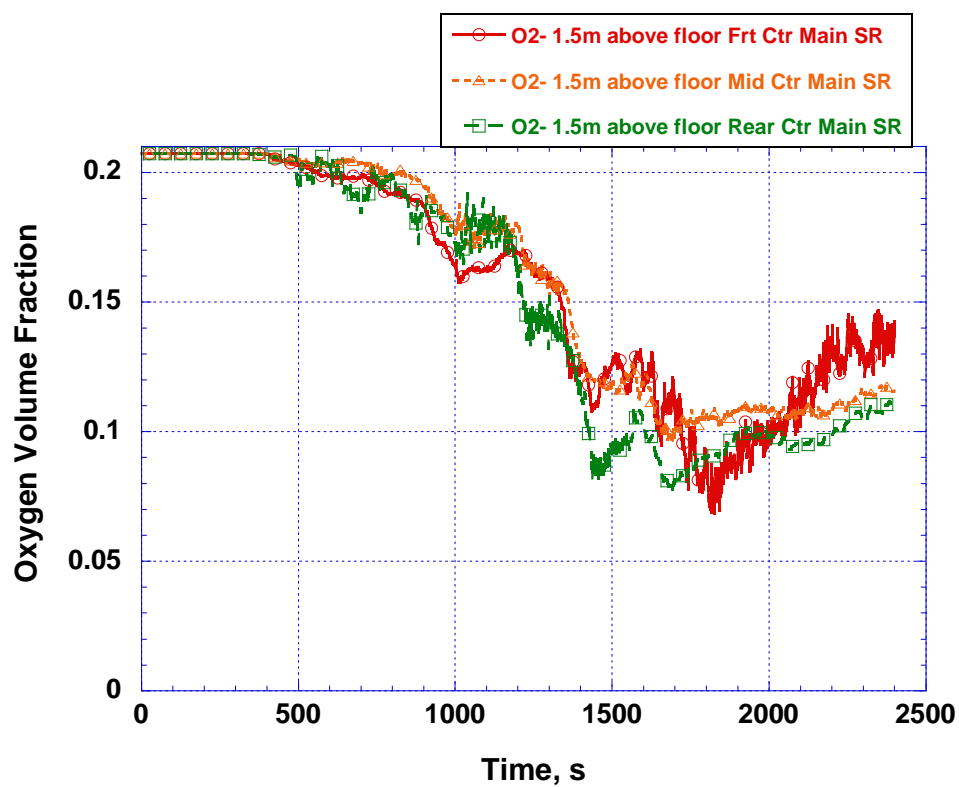


Figure K-56. Main showroom (center) oxygen volume fractions for 1.5 m (5 ft) above the floor.

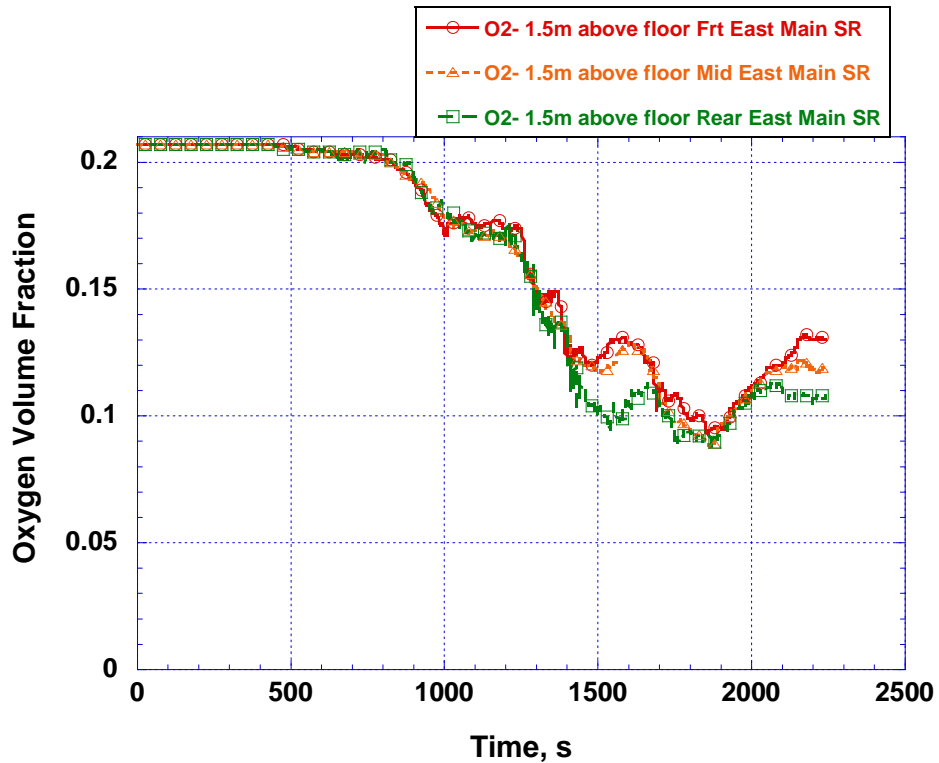


Figure K-57. Main showroom (east) oxygen volume fractions for 1.5 m (5 ft) above the floor.

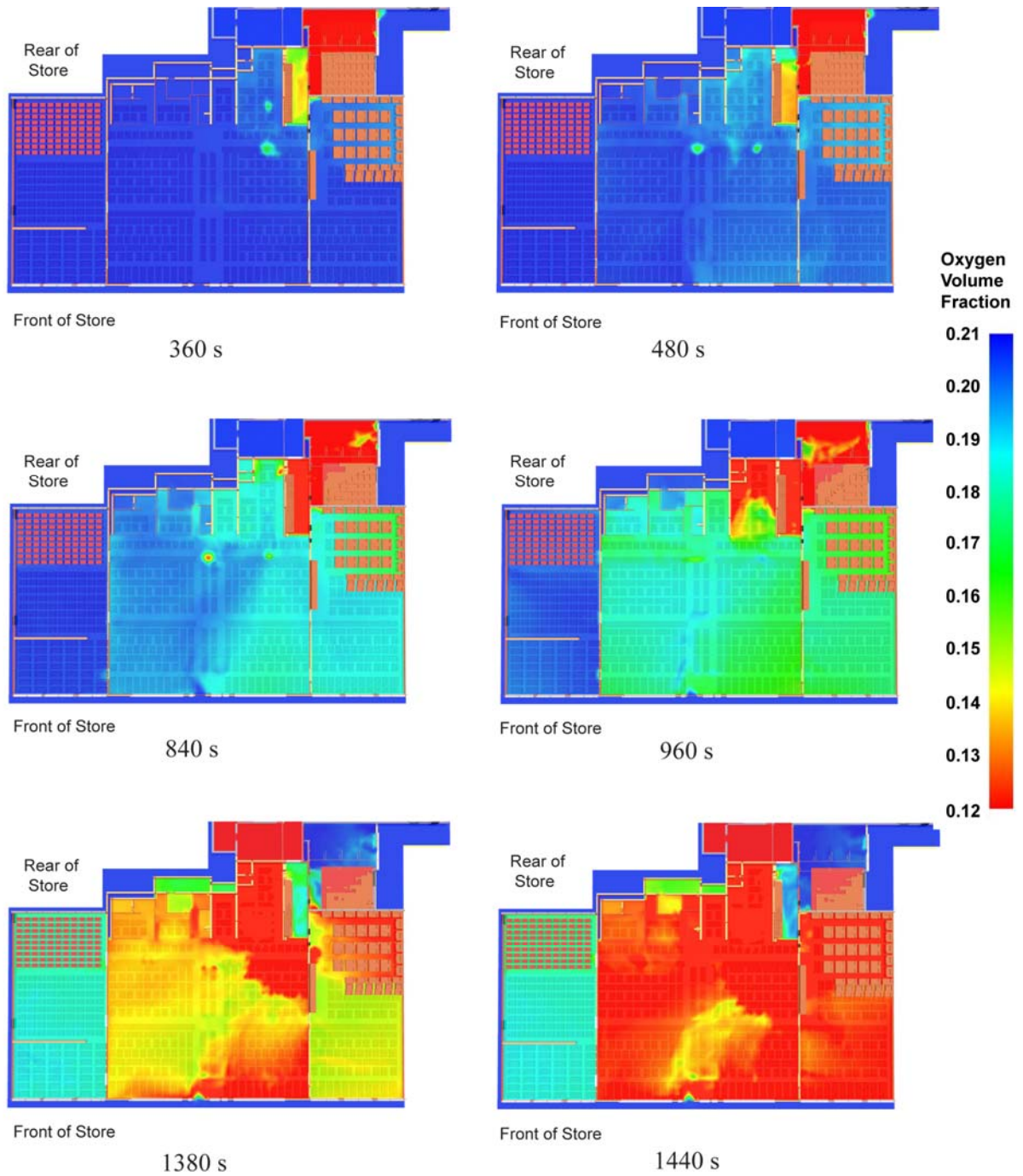


Figure K-58. Oxygen volume fractions (slice images) 1.5 m (5 ft) above the floor in simulation with front windows intact.

K.7 VERTICAL VENTILATION – SMALL ROOF VENT

K.7.1 General

In this case a small vent or hole, 1.2 m x 1.2 m (4 ft x 4 ft) was placed in the roof of the main showroom in the rear section of the store, near the holding area, providing an open area of 1.7 m² (18.2 ft²). This case was useful to examine because fire fighters will often vent a structure, either through cutting holes in the roof or breaking windows, to allow the hot gases to vent. As the hot smoke exhausts out the vent opening, visibility within the structure may improve and allow the fire fighters to locate and suppress the fire. For this case to approximate a more typical vent that might be created in a fire fighting operation, a 1.2 m x 1.2 m (4 ft x 4 ft) hole created in the rear of the main showroom. A larger vent is discussed in the next section of this appendix. Fire photographs also suggest that flames impinging on the underside of the roofing deck, may have caused an opening to be created above the holding area. Creating a small vent opening at the rear of the main showroom allowed the impact of a small vent, either created by the fire fighters or by flame impingement, to be better characterized. The hole was opened one second after the start of the simulation and was positioned as shown in Figure K-59. As in the previous scenario the front windows were kept intact. No other changes were made to the ventilation conditions from the base scenario. The results of these simulations are presented here.

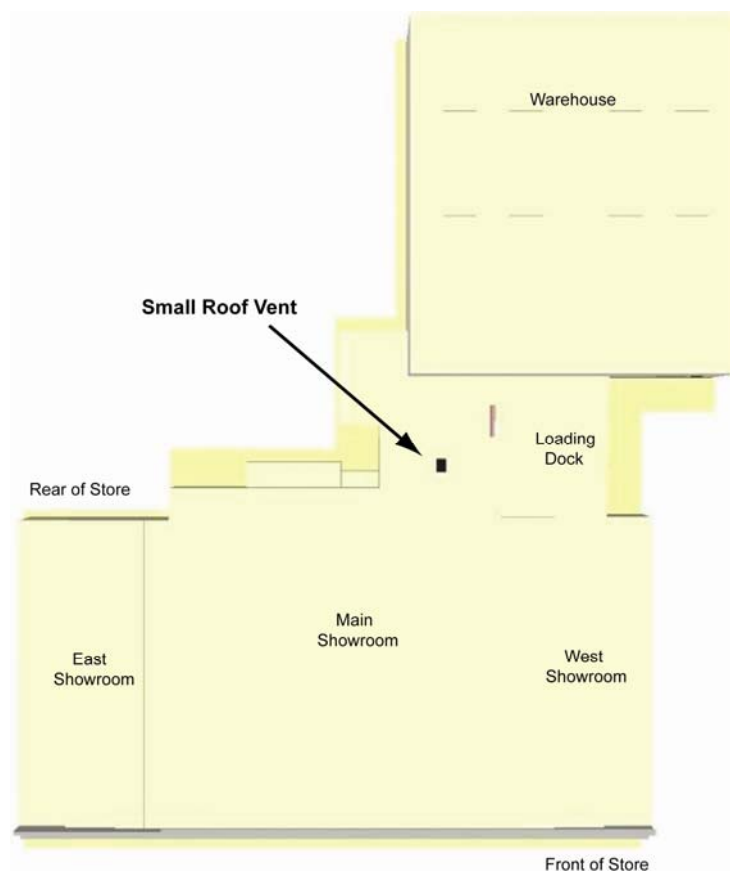


Figure K-59. Overhead view of the simulation domain with the small roof vent identified.

K.7.2 Fire Growth and Smoke Spread

Figure K-60 shows the progression of fire and smoke throughout the loading dock, holding area and showrooms between 1020 and 2040 seconds. The images were taken at times identical to those shown in Figure K-46. Figures K-22 and K-28 shows fire progression in the base scenario, while Figure K-46 shows fire progression in the scenario with the front windows kept intact. The progression of fire in Figure K-60 appears very similar to that shown with the windows intact, Figure K-46. According to the simulation results, the addition of a small (1.7 m^2) hole in the showroom roof did not appear to have as significant impact on the spread of fire and smoke as compared to the windows intact case.

K.7.3 Heat Release Rate

Figure K-61 shows a plot that compares the HRR in this scenario with the HRR in the base scenario. The data sets are similar through approximately 1400 seconds. The peak in the data at 330 seconds is slightly higher than in the base scenario. This peak is attributed to the heated, fuel rich mixture reacting with air as it exits the roof vent. In both cases the HRR peaked at 170 MW, and then began to decrease in size as the oxygen in the showroom was consumed. In the base scenario the main showroom windows were vented at 1457 s. It is at time that the data sets diverge, with the ventilated HRR rapidly increasing and the underventilated HRR continuing to decrease. Aside from small peaks at 320 s (small vent case) and at 1700s (windows intact case), the HRR in this scenario is not significantly different from the scenario with just the front windows intact, shown in Figure K-47.

K.7.4 Temperature

Figure 62 shows a series of images with a temperature slice 1.5 m (5 ft) from the floor rendered at a range of times between 900 s to 1620 s. The trends in this figure are similar to those seen in Figure K-48. The area of peak temperatures, shown in red, diminishes between 1380 and 1500 seconds. While there is an increase seen later in the simulation, shown by the image at 1620 seconds, overall the area of peak temperatures (area shaded in red) is smaller than that seen in the ventilated (base) case shown in Figure K-30.

Figures K-63 through K-66 show temperature data recorded at various locations throughout the main and west showrooms. The sensor locations used here are identical to those shown in Figure K-29. For comparison purposes, the scale in these figures was kept the same as the corresponding scale in Figures K-31 through K-35 and in Figures K-49 through K-53. After 1500 s, the small vent case temperatures were significantly lower than the base case (Figures K-31 to K-35), but similar to the windows intact scenario (Figures K-49 to K-53). The temperatures still exceeded the 120°C tenability threshold at each sensor location. According to the simulation results, the addition of a small (1.7 m^2) hole in the showroom roof did not appear to have as significant impact on the temperatures as compared to the windows intact case.




Figure K-60. Fire and smoke progression in scenario with front windows intact and small (1.69 m²) roof vent in showroom as rendered by computer simulation.

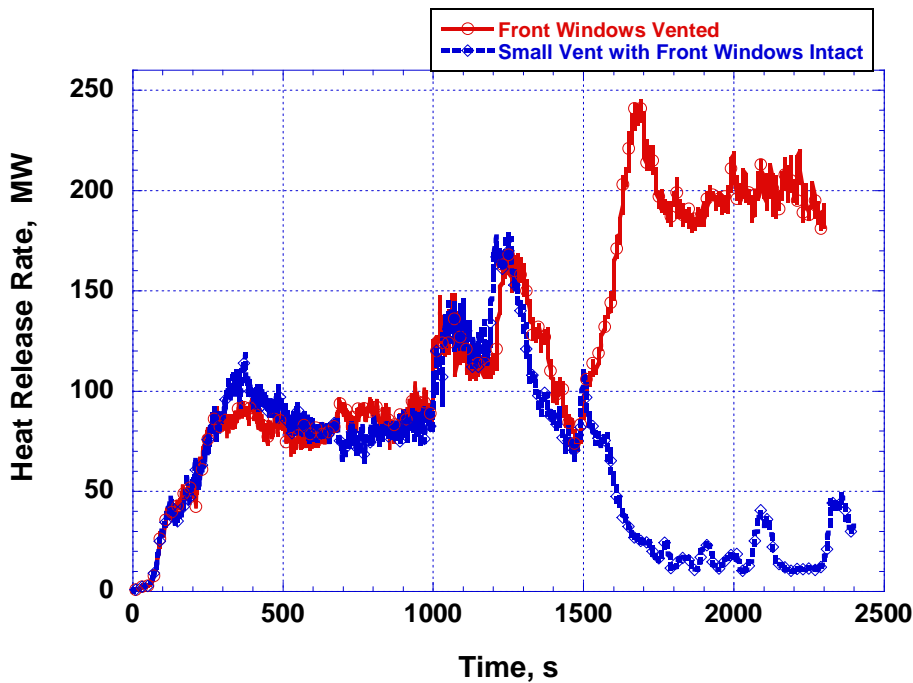


Figure K-61. Comparison of the heat release rate for the base scenario and the scenario with the front windows intact and a small (1.69 m^2) vent in the main showroom roof.

K.7.5 Oxygen

Figure K-67 shows a series of images with an oxygen slice 1.5 m (5 ft) from the floor rendered at a range of times between 360 s to 1440 s. As was the case with temperature, the conditions in most of the main and west showrooms become untenable because of oxygen depletion. Minimum oxygen volume fraction dropped below 0.12 (indicated by the red shaded areas in Figure K-67) in the rear of both the main and west showrooms. Minimum oxygen volume fraction dropped below 0.12 (indicated by the red shaded areas in Figure K-67) in the rear of both the main and west showrooms. Significant portions of the front of the main and west showrooms did not drop below an oxygen volume fraction of 0.12 by 1440 s (indicated by the yellow shaded areas in Figure K-67).

Figures K-68 to K-71 show oxygen data recorded at various locations throughout the main and west showrooms. The sensor locations used here are identical to those shown in Figure K-29. The data shown in these figures are similar to the data from the front window intact scenario (Figures K-54 to K-57) during the early stages of the simulation including the period in which the front windows were removed. Oxygen volume fractions fell below 0.12 at each sensor location before 1700 s.

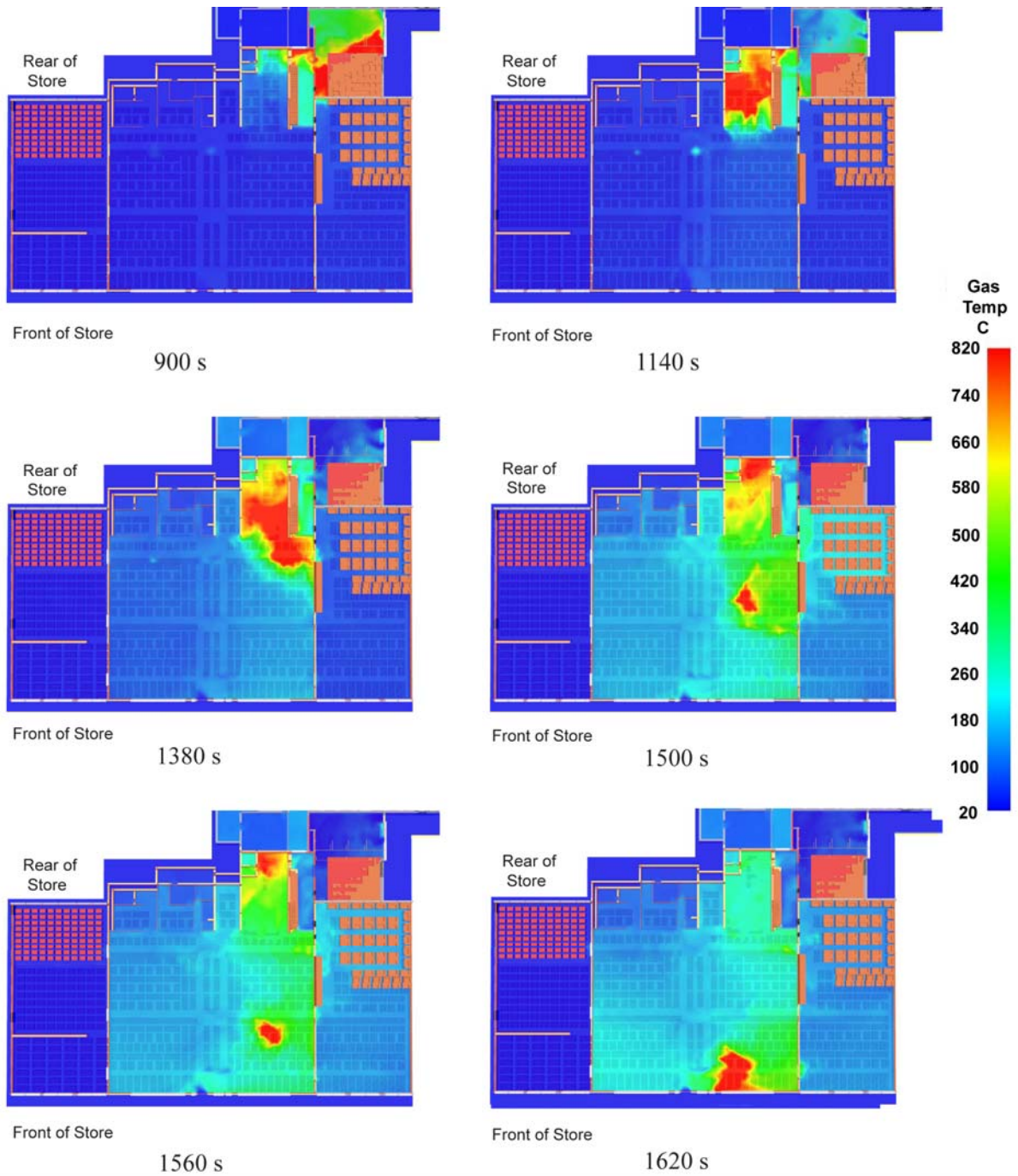


Figure K-62. Temperature slices located 1.5 m (5 ft) above the floor in simulation with front windows intact and small roof vent.

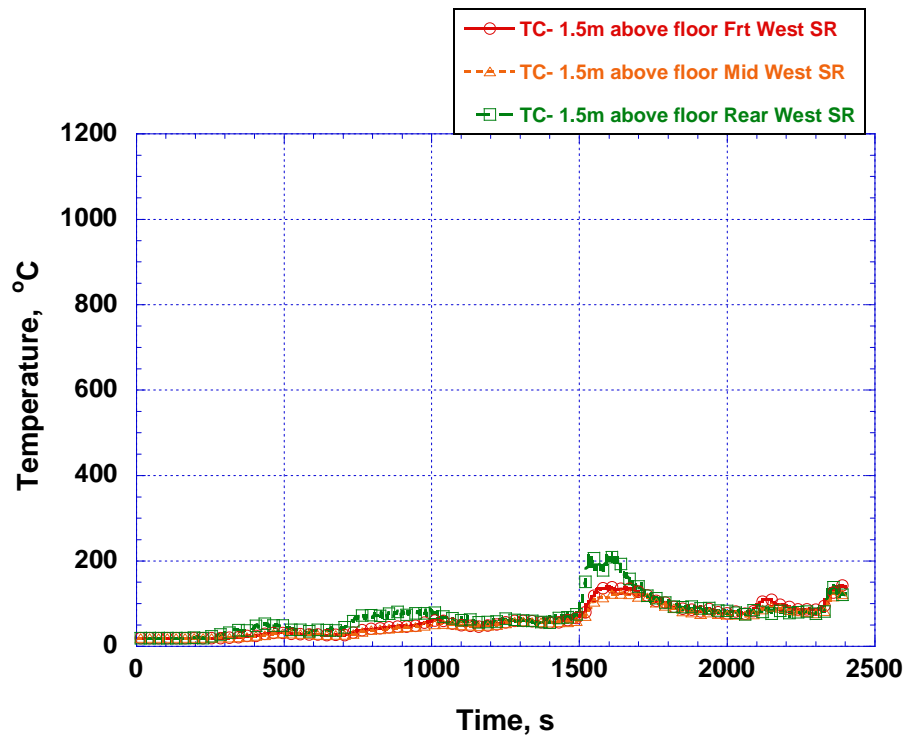


Figure K-63. West showroom temperatures for 1.5 m (5 ft) above the floor.

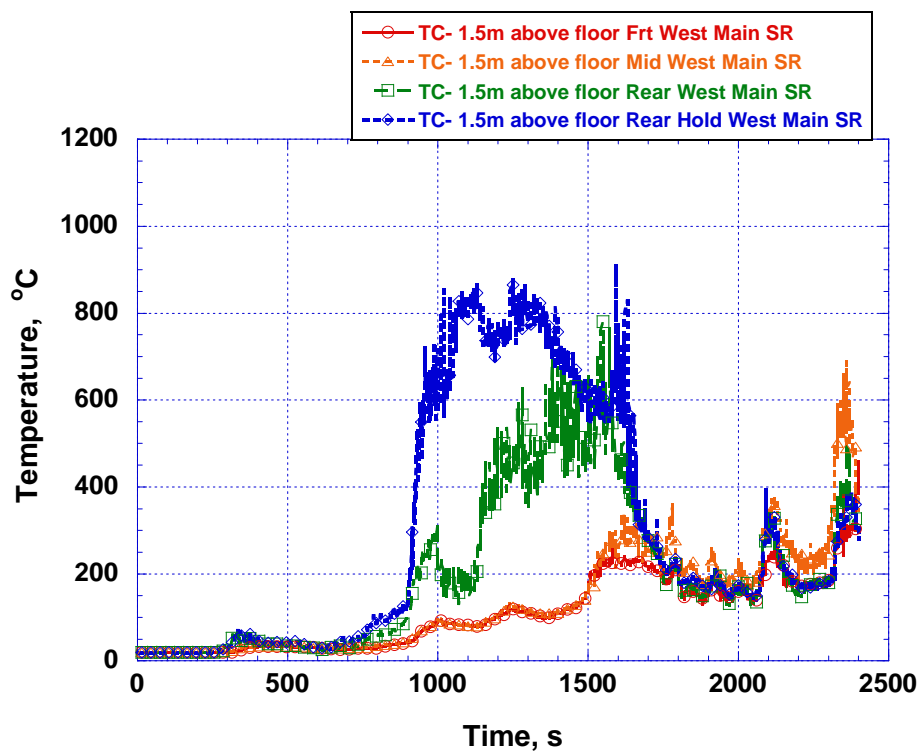


Figure K-64. Main showroom (west) temperatures for 1.5 m (5 ft) above the floor.

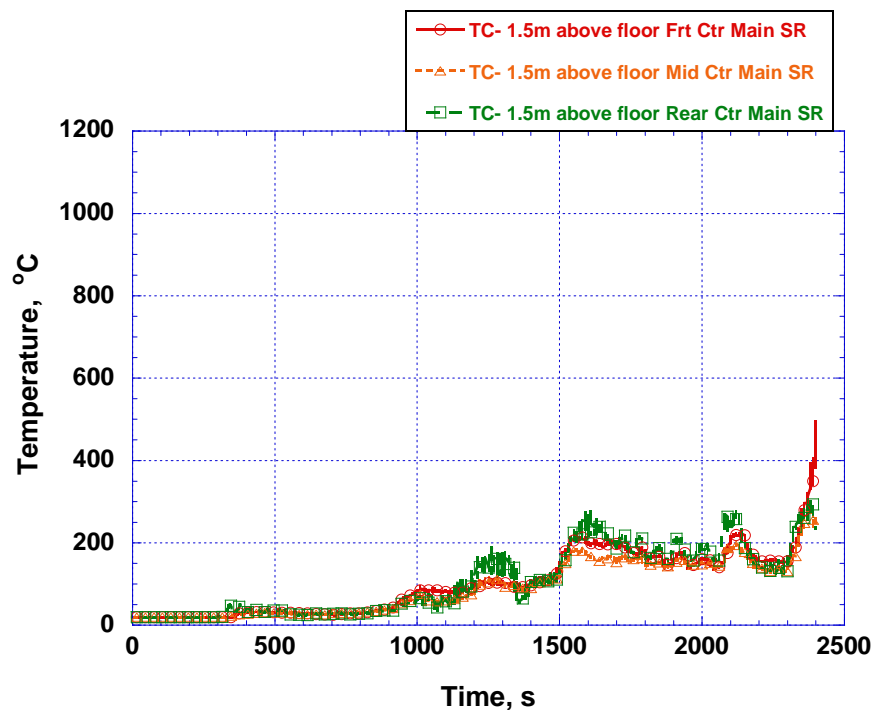


Figure K-65. Main showroom (center) temperatures for 1.5 m (5 ft) above the floor.

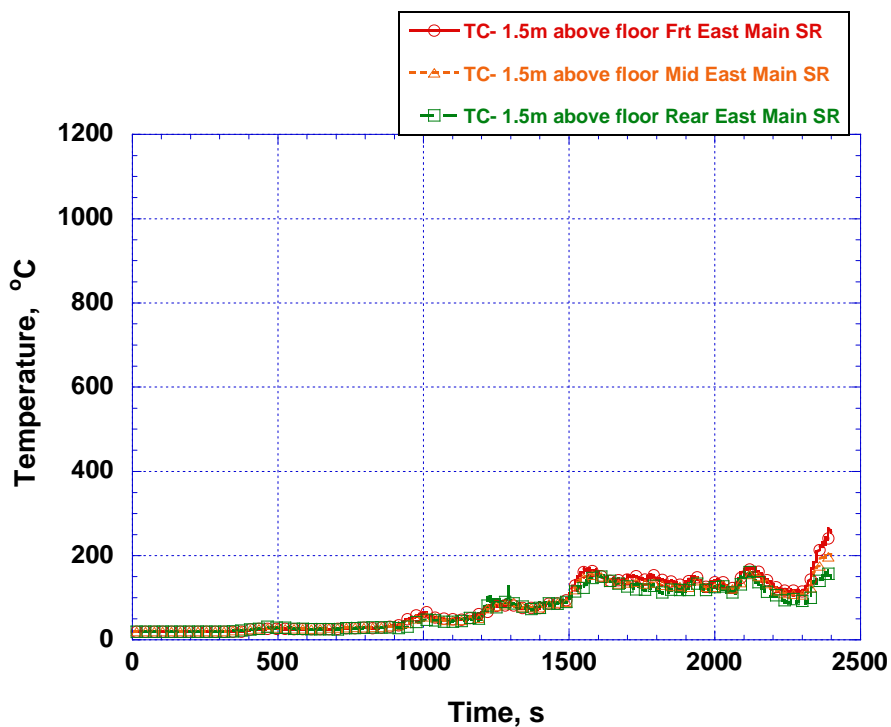


Figure K-66. Main showroom (east) temperatures for 1.5 m (5 ft) above the floor.

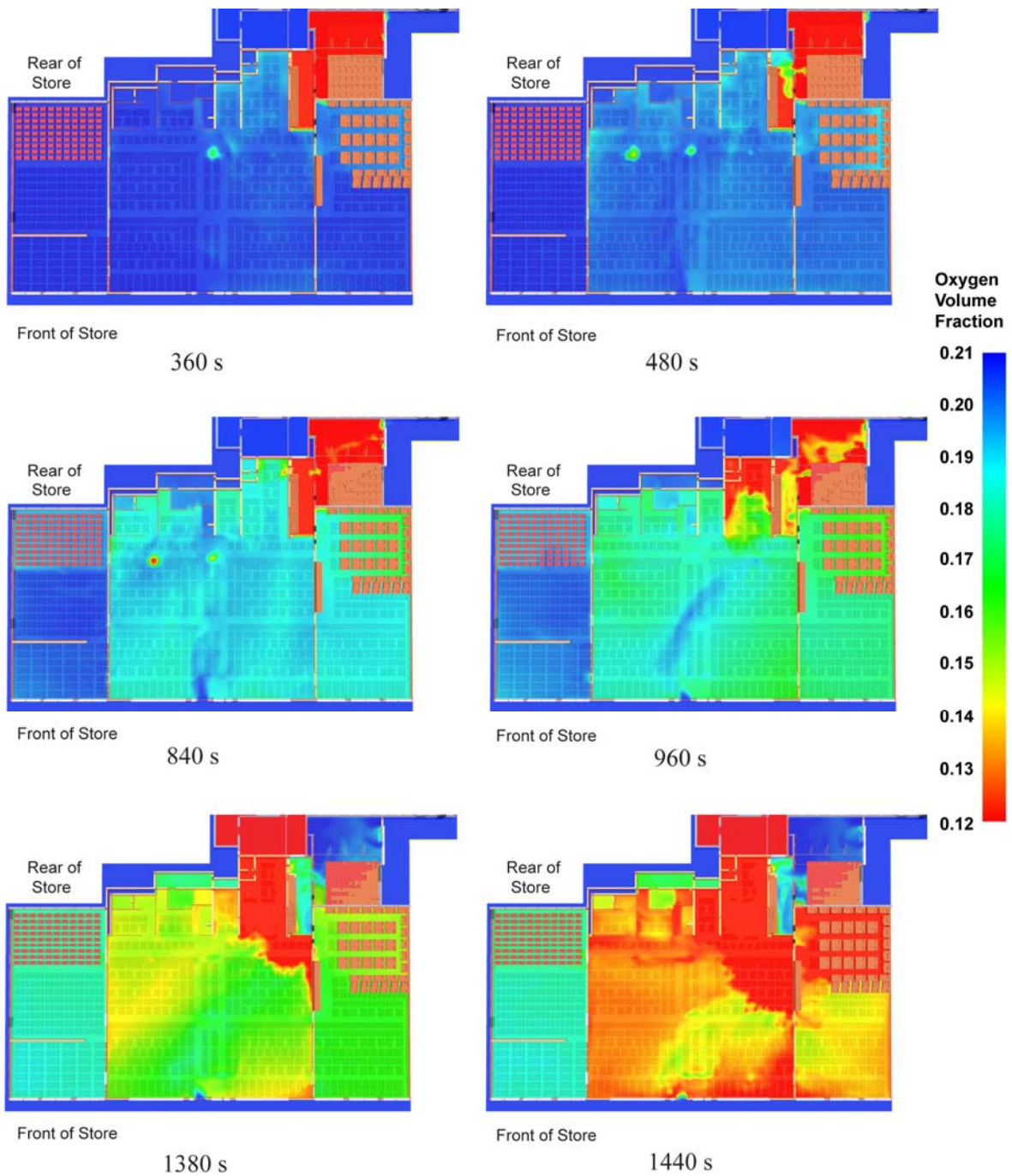


Figure K-67. Oxygen volume fractions (slice images) 1.5 m (5 ft) above the floor in simulation with front windows intact and small roof vent.

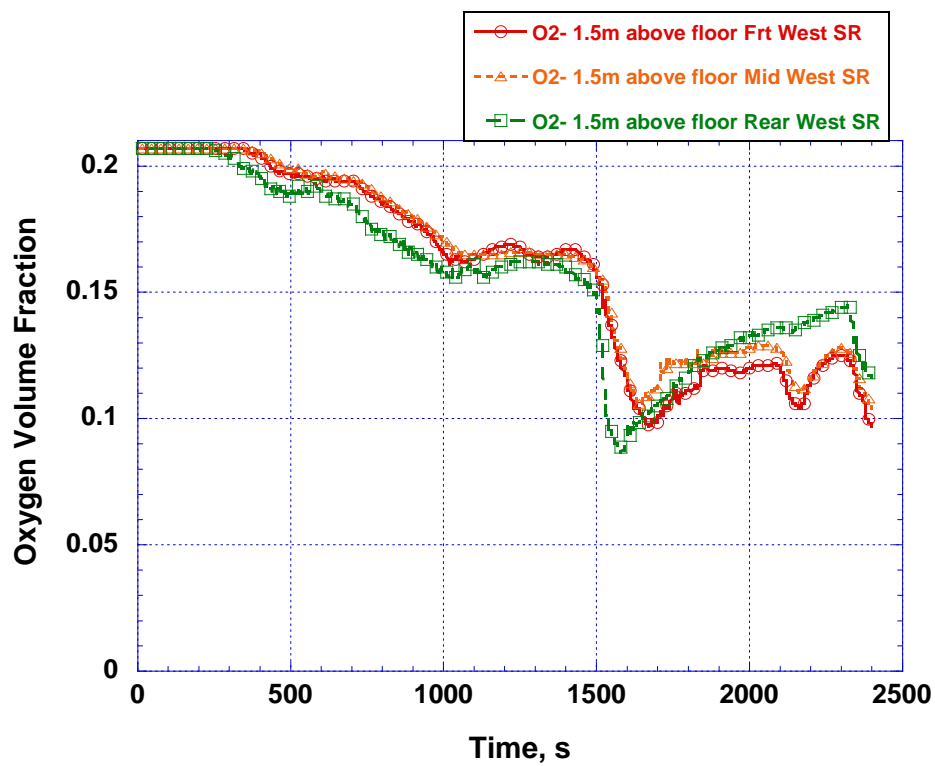


Figure K-68. West showroom oxygen volume fractions for 1.5 m (5 ft) above the floor.

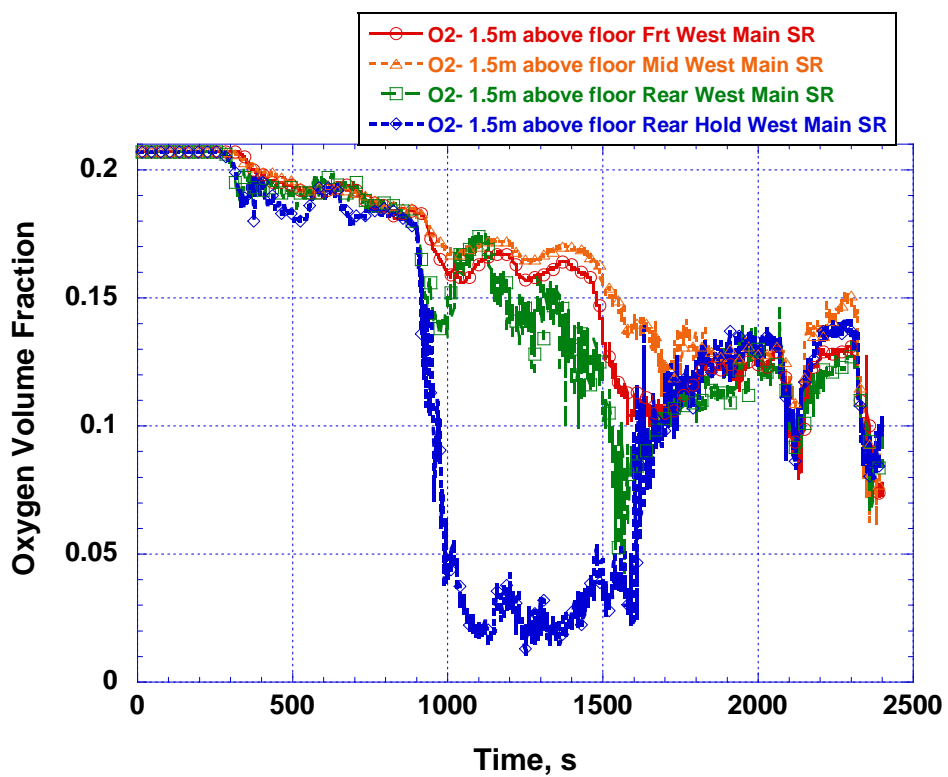


Figure K-69. Main showroom (west) oxygen volume fractions for 1.5 m (5 ft) above the floor.

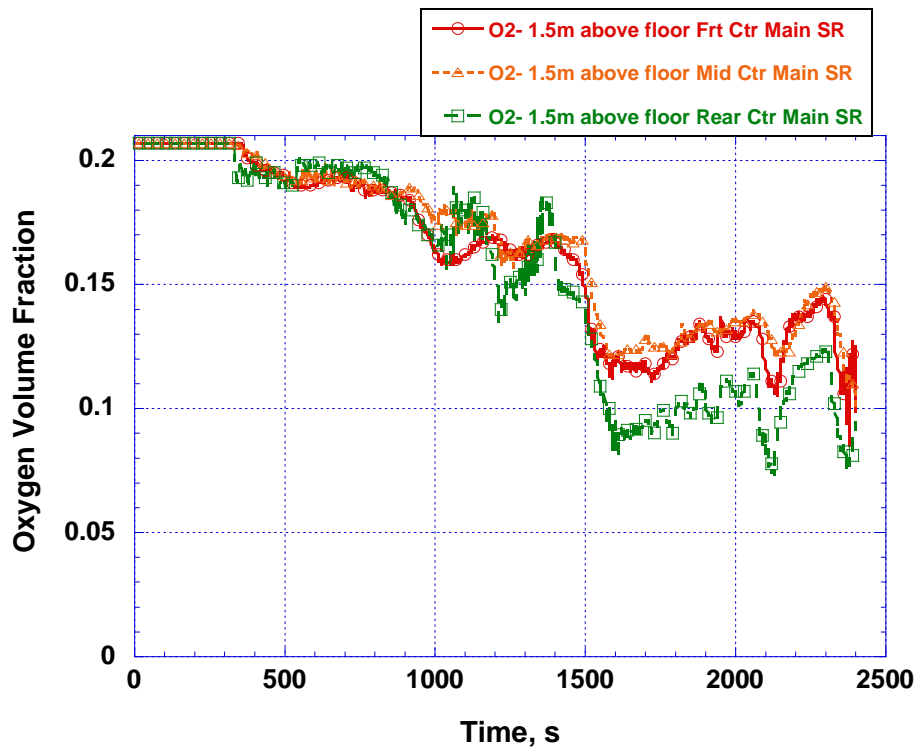


Figure K-70. Main showroom (center) oxygen volume fractions for 1.5 m (5 ft) above the floor.

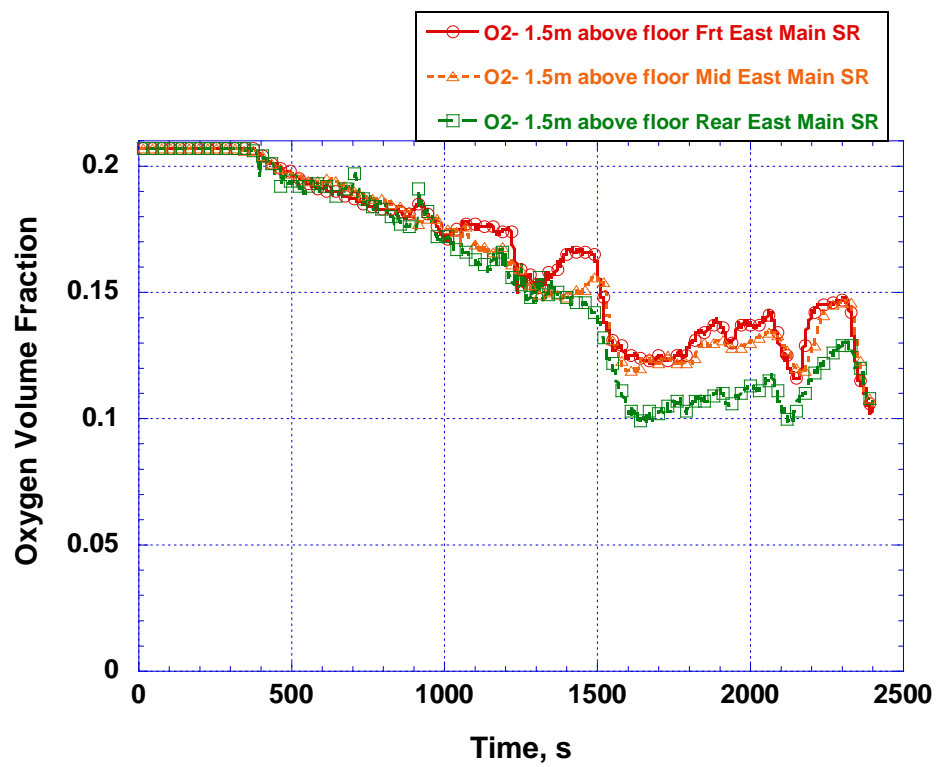


Figure K-71. Main showroom (east) oxygen volume fractions for 1.5 m (5 ft) above the floor.

K.8 VERTICAL VENTILATION – LARGE ROOF VENT

K.8.1 General

In the second vertical ventilation case a larger, 2.44 m x 2.44 m hole was used, providing an area of 5.9 m² (63.6 ft²). This case was useful to examine because ventilation, either through cutting holes in the roof or breaking windows, is often used to allow the hot gases to vent. As the hot smoke exhausts out the vent opening, visibility within the structure may improve and allow quicker location and suppression of the fire.

The small vent scenario which was presented in the previous section did not appear to impact the fire growth significantly, so for this case, a much larger vent, 2.44 m x 2.44 m (8 ft x 8 ft), was created. The area of this large vent was not designed to simulate the actual fire, but to help understand how a large vertical vent might have impacted the fire growth and spread. The area of this large roof vent, 5.9 m² (63.6 ft²) was about 20 percent of the area of front windows, 34.1 m² (367 ft²) which were broken out during the actual fire. The large roof hole was opened one second after the start of the simulation and was positioned as shown in Figure K-72. As in the previous scenario the front windows were kept intact. No other changes were made to the ventilation conditions from the base scenario. The results of these simulations are presented here.

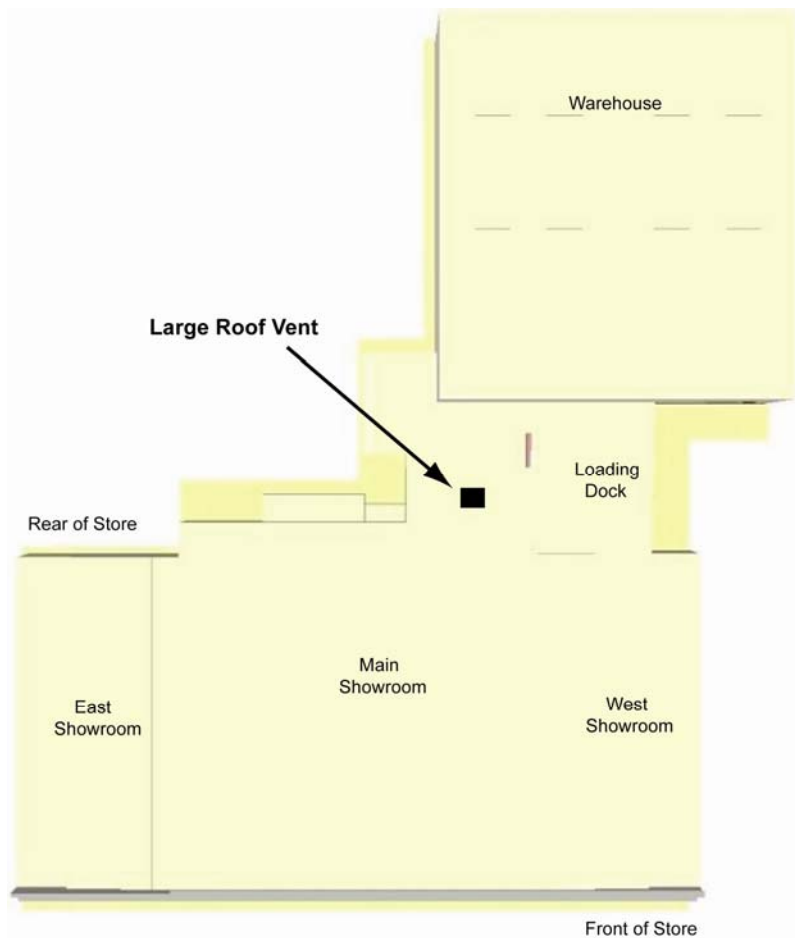


Figure K-72. Overhead view of the domain with the large roof vent identified.

K.8.2 Fire Growth and Smoke Spread

Figure K-73 shows the progression of fire and smoke throughout the loading dock, holding area and showrooms between 1020 s and 2040 s. The images were taken at times identical to those shown in Figures K-22, K-28, and Figure K-46. Figures K-22 and K-28 show fire progression in the base scenario, while Figure K-46 shows fire progression in the scenario with the front windows kept intact. The progression of fire in Figure K-73 appears very similar for the first 1500 s to that shown in Figures K-22 and K-46. However, for the large ventilation vent scenario, the flames do not appear to spread very quickly toward the front of the main showroom. The flames appear to reach the front windows by 1500 s in the base case and after 1620 s in the front windows intact case. For the large vent case, the flames required an additional 300 s before reaching the front windows at about 1800 s. The large vertical vent (5.9 m^2) slowed or delayed the movement of the fire from the rear of the main showroom toward the front of the main showroom as compared to the base and windows intact cases.

K.8.3 Heat Release Rate

Figure K-74 shows a plot that compares the HRR in this scenario with the HRR in the base scenario. Both the base and large vent cases are similar for the first 280 s. While the base case HRR levels off at about 90 MW, the large vent case continues to increase to approximately 120 MW. By 500 s, both cases have HRRs of between 80 MW and 90 MW. At 950 s, both HRR begin a steep increase that results in a 200 MW peak for the large vent case and a lower 170 MW peak for the base case. The additional heat release in the large vent case is consistent with the large roof hole allowing more unburned fuel to exhaust from the structure. This additional outflow is balanced by additional inflow which brings additional air to the fire and allows it to release more energy. In the base scenario the main showroom windows were vented between 1457 s to 1537 s. It is during this interval that the data sets diverge, with the base case HRR rapidly increasing as the fire spreads toward the front of the main showroom. In the large roof vent case, the HRR continues to decrease until after 1600 s when it does begin to move toward the front of the main showroom. Initially, the large vent provides additional air to the fire allowing it to reach higher peaks (120 MW and 170 MW). Later in the fire, the large vent slows the movement of the fire and reduces its HRR.

K.8.4 Temperature

Figure K-75 shows a series of images with a temperature slice 1.5 m (5 ft) from the floor rendered at a range of times between 900 s to 1620 s. The trends in this figure are different as compared to the windows intact case shown in Figure K-48. As was described in the flame spread and heat release discussion above, the temperatures are similar for the first 1200 s. After 1380 s, the temperatures in the main showroom increase for the windows intact case (Figure K-48), but the increase in the temperatures in the large vent scenario occur more slowly. The temperature data demonstrates that the movement of the fire toward the front of the main showroom is slowed in the large vent case and this is consistent with the flame spread and HRR data.

Figures K-76 through K-79 show temperature data recorded at various locations throughout the main and west showrooms. The sensor locations used here are identical to those shown in Figure K-29 and used

previously in this report. For comparison purposes, the scale in these figures was kept the same as the corresponding scale in Figures K-31 through K-35 and in Figures K-49 through K-53. The large vent case displays similar overall peaks as with the base and front windows intact cases. For the large vent case, the temperatures in the mid- and front-locations of the main showroom are slower to increase. This is consistent with the fire not moving as quickly toward the front of the showroom. However, the slower moving fire produces higher temperatures in the center of the main showroom (Figure K-78). The large vertical vent impacted how quickly the temperatures peaked, but did not appear to produce significantly higher or lower temperatures than the base and windows intact cases.

K.8.5 Oxygen

Figure K-80 shows a series of images with an oxygen slice 1.5 m (5 ft) from the floor rendered at a range of times between 720 s to 1440 s. During the first 1500 s, the oxygen volume fraction is depleted to less than 0.12 in the rear of the main showroom, but remains above 0.15 in the rest of the main showroom as well as in the west showroom. It requires an additional 300 s until about 1800 s before the oxygen drops below 0.12 volume fraction. The large vertical vent caused the fire to move more slowly toward the front of the store as compared to the base and window intact cases.

Figures K-81 to K-84 show oxygen data recorded at various locations throughout the main and west showrooms. The sensor locations used here are identical to those shown in Figure K-29 and used previously in this report. For the first 1000 s, the data shown in these figures are similar to the data from the front window intact scenario (Figures K-54 to K-57). After 1000 s, the data from the holding area and west showroom remain similar to the front window intact case. For the large vent case, the oxygen is depleted more slowly in the rear of the main showroom than in the windows intact scenario. At about 1400 s, the oxygen volume fraction in the rear of the main showroom drops from about 0.15 to 0.02 volume fraction in a very short time period. The oxygen volume fraction drops below the tenability criteria before 1500 s and remained low throughout the remainder of the simulation.

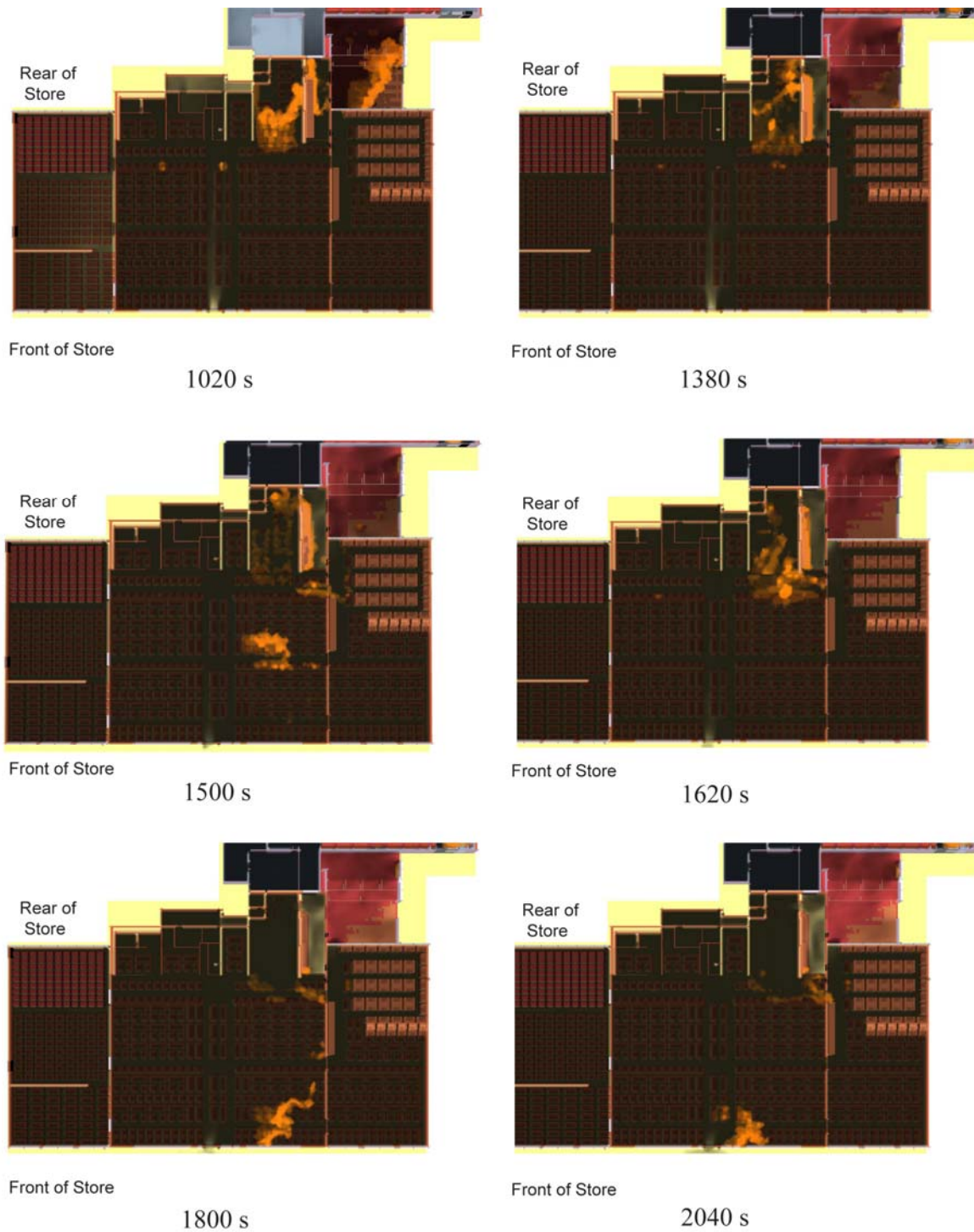


Figure K-73. Fire and smoke progression in scenario with front windows intact and large (5.9 m²) roof vent in showroom as rendered by computer simulation.

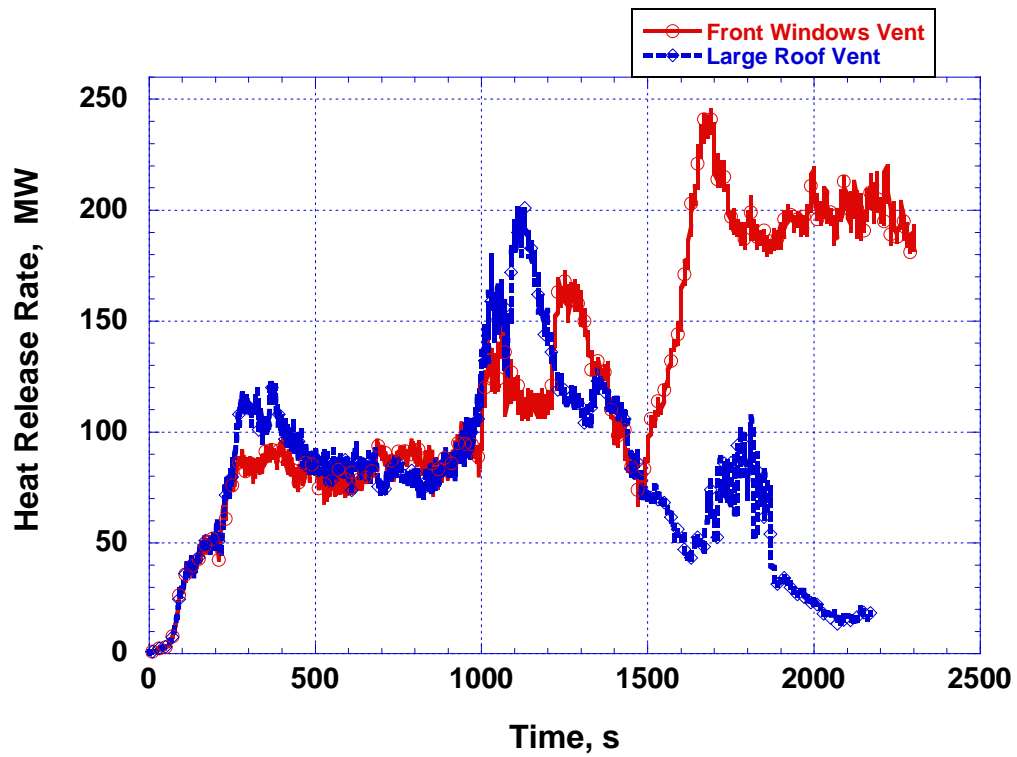


Figure K-74. Comparison of the heat release rate in simulations for the base scenario and the scenario with the front windows intact and a large (5.91 m²) vent in the main showroom roof.

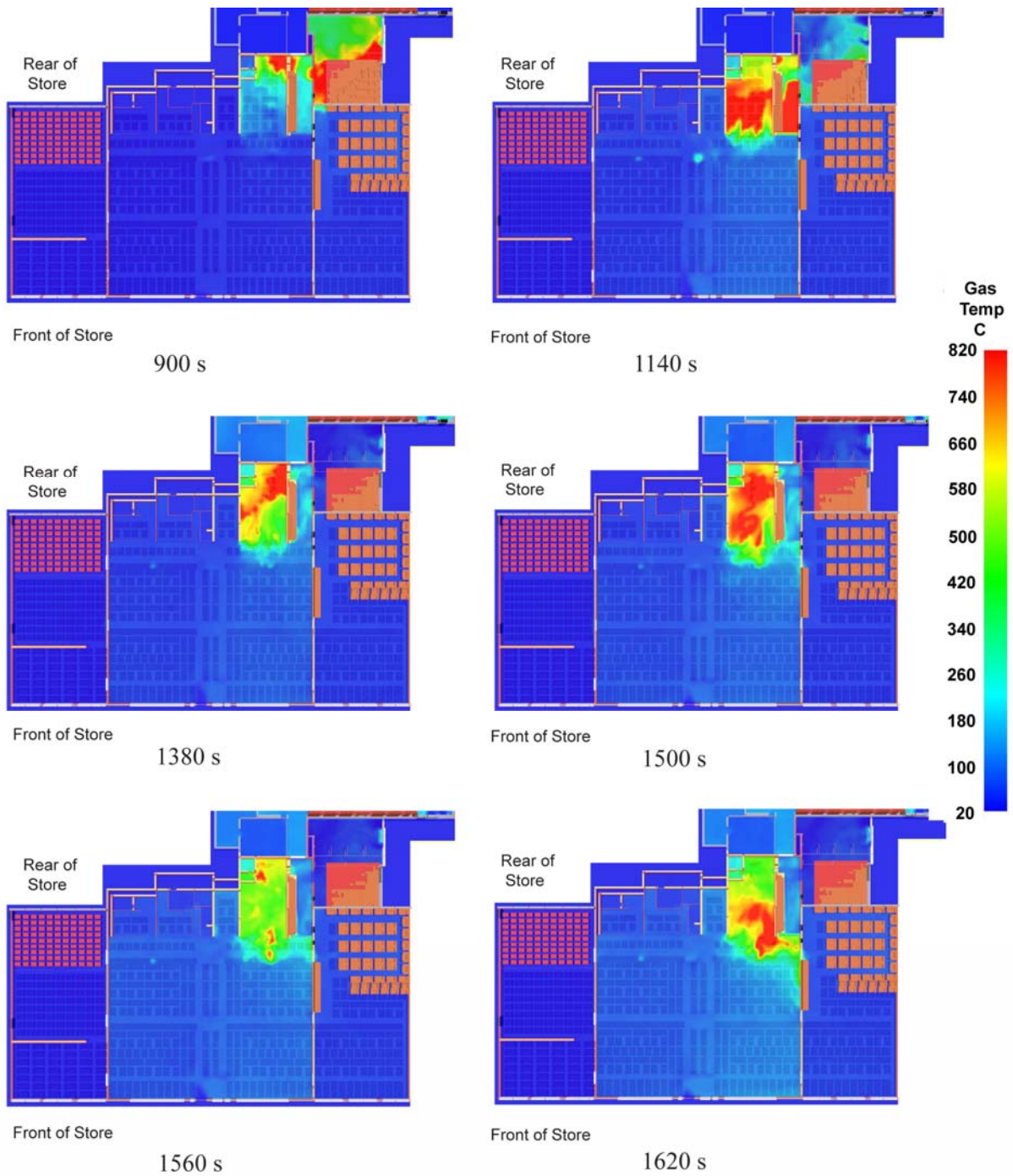


Figure K-75. Temperature slices located 1.5 m (5 ft) above the floor in simulation with front windows intact and large roof vent.

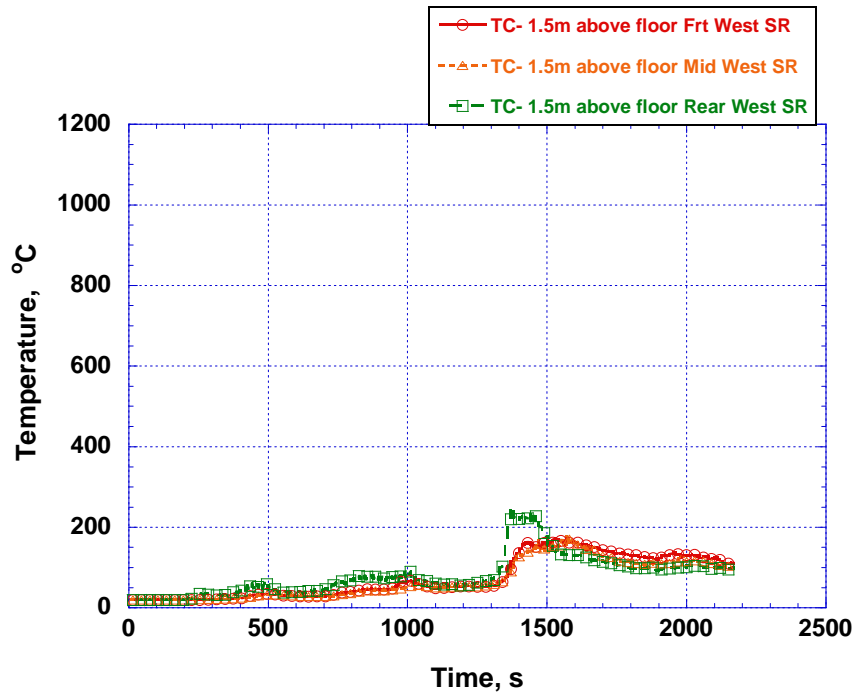


Figure K-76. West showroom temperatures for 1.5 m (5 ft) above the floor for large vent case.

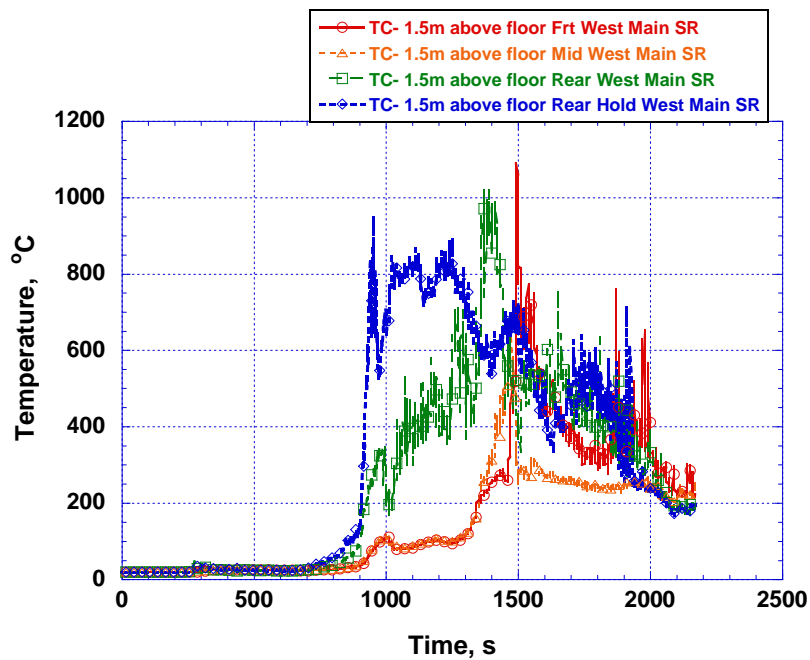


Figure K-77. Main showroom (west) temperatures for 1.5 m (5 ft) above the floor for large vent case.

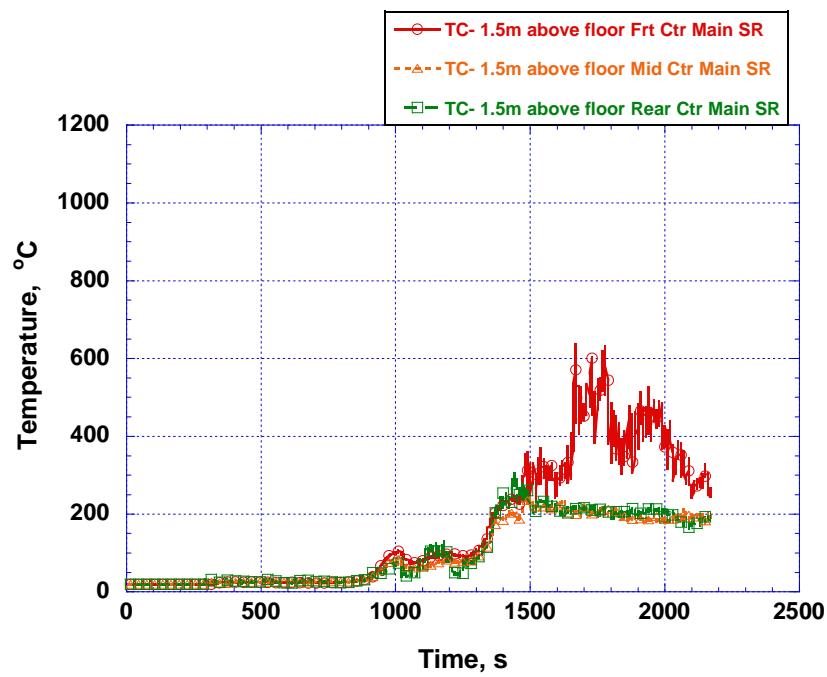


Figure K-78. Main showroom (center) temperatures for 1.5 m (5 ft) above the floor for large vent case.

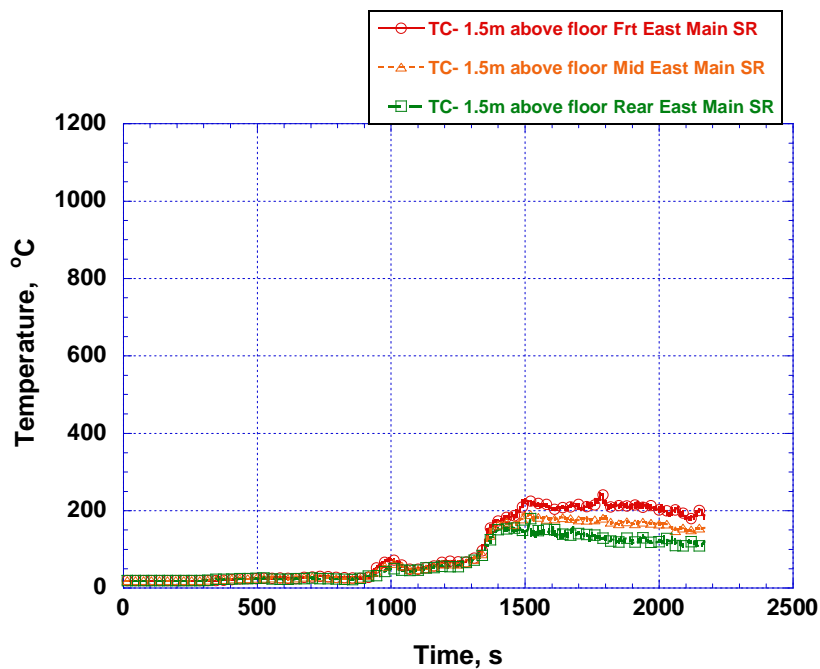


Figure K-79. Main showroom (east) temperatures for 1.5 m (5 ft) above the floor for large vent case.

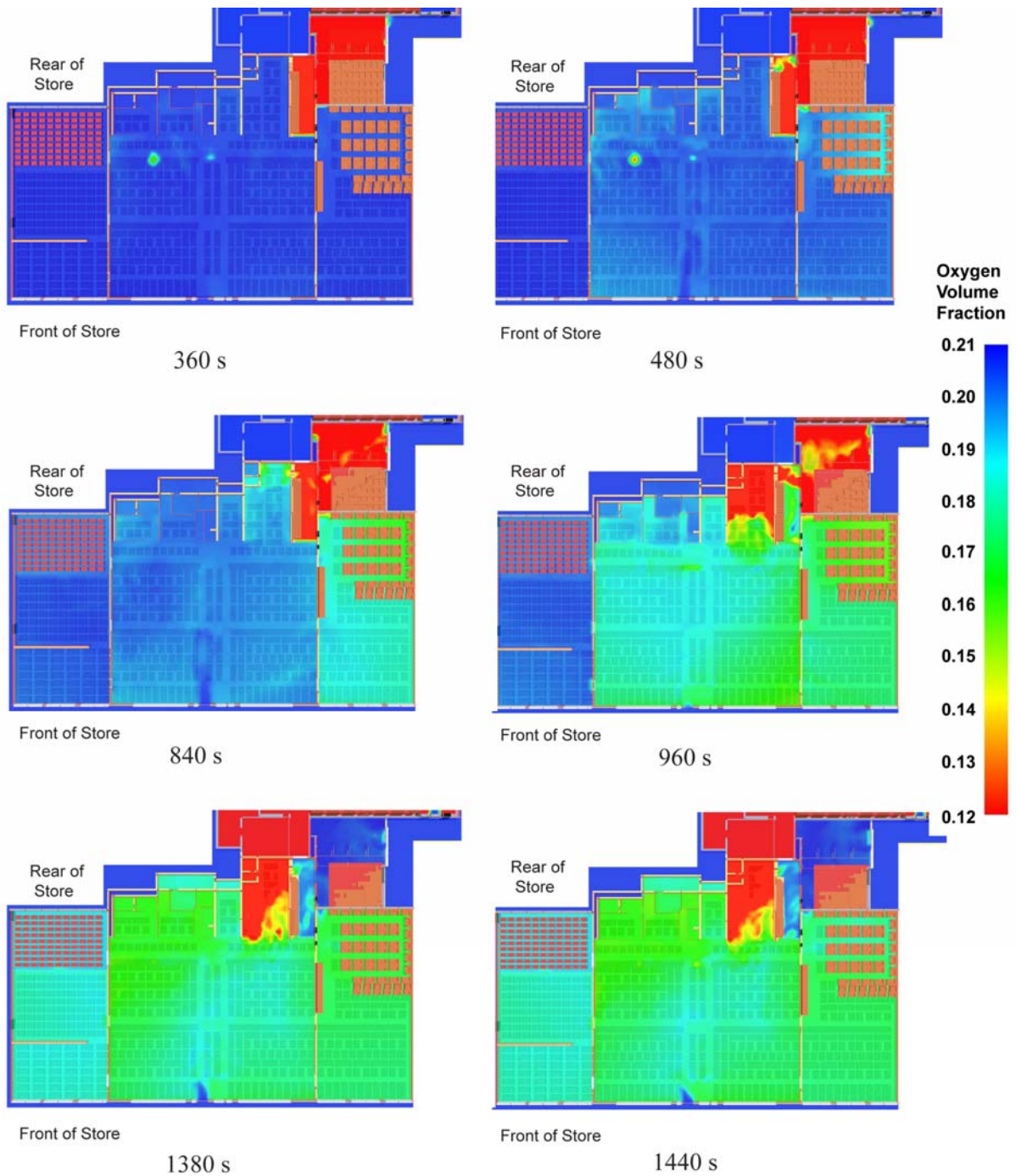


Figure K-80. Oxygen volume fractions (slice images) 1.5 m (5 ft) above the floor in simulation with front windows intact and large roof vent.

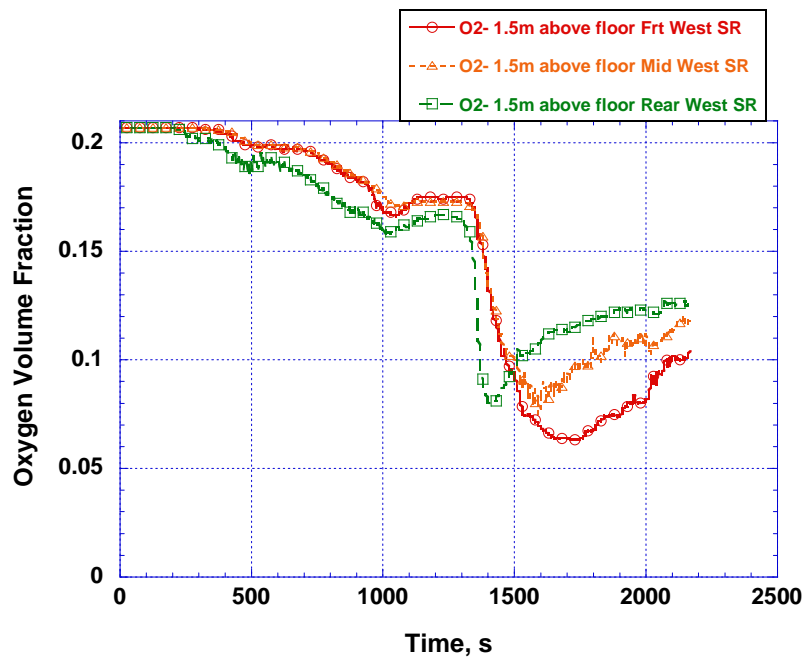


Figure K-81. West showroom oxygen volume fractions for 1.5 m (5 ft) above the floor for large vent case.

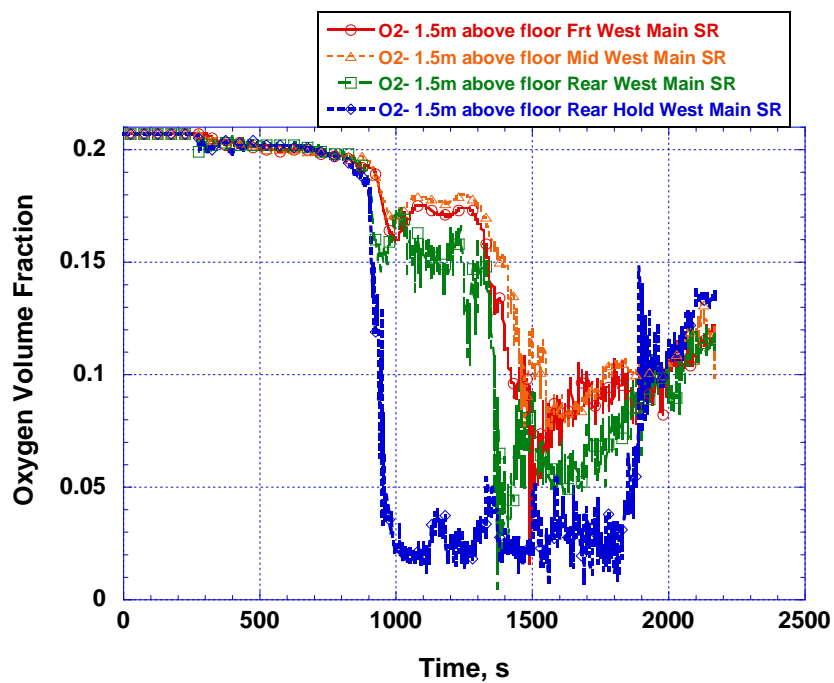


Figure K-82. Main showroom (west) oxygen volume fractions for 1.5 m (5 ft) above the floor for large vent case.

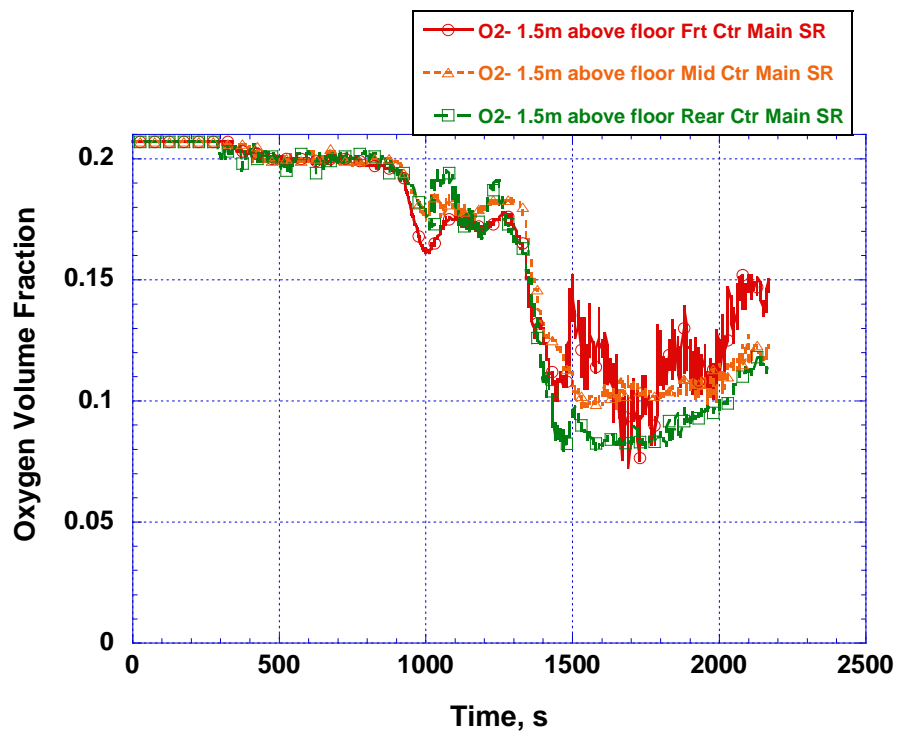


Figure K-83. Main showroom (center) oxygen volume fractions for 1.5 m (5 ft) above the floor for large vent case.

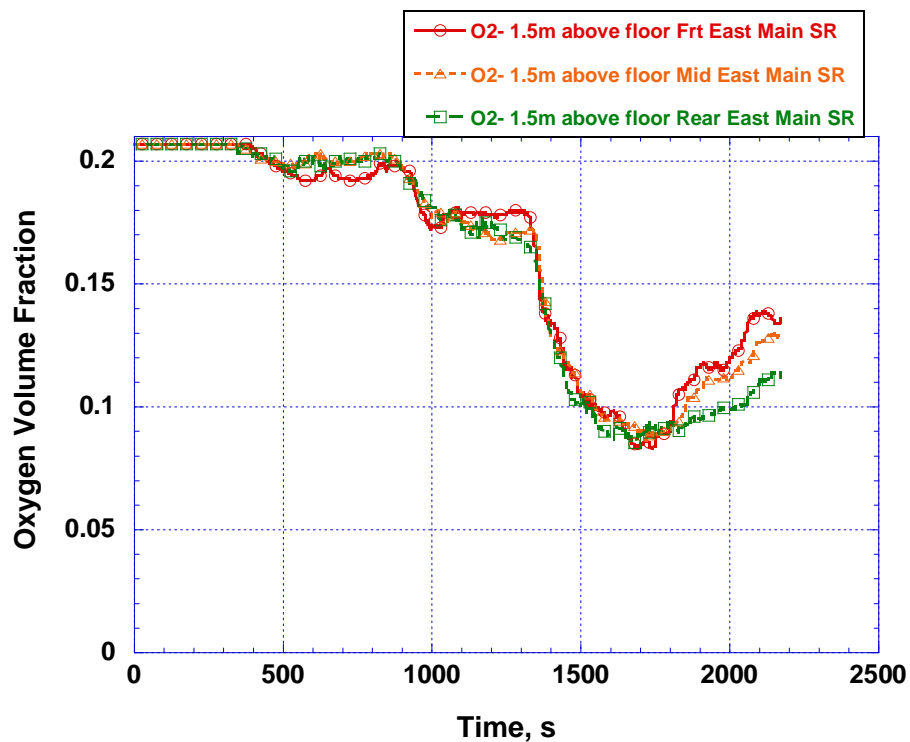


Figure K-84. Main showroom (east) oxygen volume fractions for 1.5 m (5 ft) above the floor for large vent case.

K.9 SUMMARY OF SIMULATION RESULTS

K.9.1 General

Using FDS, NIST modeled the development of the fire in the Sofa Super Store during the fire that occurred on June 18, 2007, in which nine fire fighters lost their lives. This baseline fire scenario was constructed using measurements from the scene, witness interviews and discussions, time stamped photographs, and radio transmission logs. The simulation was run for 2400 s, closely corresponding to the duration of the time that passes from the time that the fire started inside the loading dock to the time when the roof of the main showroom collapsed. Simulations were designed to provide insight into:

- fire and smoke spread inside the structure,
- fire-spread into the showrooms versus the warehouse,
- impact of sprinklers on the loading dock, and
- impact of ventilation, including breaking front windows and openings in the roof.

The insights provided by these simulations served as a basis for examining the potential effects of some intervention strategies. These were the installation of a fire sprinkler system, breaking the front windows of the building, and venting the rear of the showroom with two differently sized roof openings.

For each of the five simulations, the times for areas to become untenable due to elevated temperature or oxygen depletion are tabulated in Tables K-8 to K-13. These untenability criteria are simplifications of complex studies and serve as a basis for appraising the relative effects of alternate fire scenarios.

The NIST study did not include analysis of the threat to protected fire fighters. If a fire fighter in turnout gear is utilizing a self-contained breathing apparatus (SCBA) and has an adequate supply of air, the fire fighter can temporarily survive higher temperatures and depleted external oxygen levels. This safety shell ends when the fire fighter runs out of tank air or remains within the hot fire environment too long.

Table K-9. Temperature and Oxygen Tenability Conditions for Rear of West Showroom.

Simulation	Temperature			Oxygen		
	Time to Untenability (>120 °C) ¹ s	Peak Temp °C	Time to Peak Temp. s	Time to Untenability (< 0.12) ² s	Minimum Oxygen Level volume fraction	Time to Minimum Oxygen Level s
Base	1650	260	2300	1800	0.02	2300
Base with Sprinklers	Fire growth limited to loading dock. Conditions remained tenable.					
Front Windows Intact	1650	200	1400	1700	0.09	1450
Small Vent	1800	210	1600	1800	0.09	1600
Large Vent	1850	230	1400	1650	0.08	1400
1. Time for temperature to exceed 120 °C plus 300 s. 2. Time for oxygen volume fraction less than 0.12 plus 300 s.						

Table K-10. Temperature and Oxygen Tenability Conditions for Front of West Showroom.

Simulation	Temperature			Oxygen		
	Time to Untenability (>120 °C) ¹ s	Peak Temp C	Time to Peak Temp. s	Time to Untenability (< 0.12) ² s	Minimum Oxygen Level Volume Fraction	Time to Minimum Oxygen Level s
Base	1700	1100	1950	1900	0.2	1950
Base with Sprinklers	Fire growth limited to loading dock. Conditions remained tenable.					
Front Windows Intact	1700	140	1450	1750	0.07	1700
Small Vent	1850	140	1600	1900	0.1	1700
Large Vent	1700	170	1550	1700	0.06	1700
1. Time for temperature to exceed 120 °C plus 300 s. 2. Time for oxygen volume fraction less than 0.12 plus 300 s.						

Table K-11. Temperature and Oxygen Tenability Conditions for Rear of West Side of Main Showroom.

Simulation	Temperature			Oxygen		
	Time to Untenability ($>120\text{ }^{\circ}\text{C}$) ¹ s	Peak Temp C	Time to Peak Temp. s	Time to Untenability (<0.12) ² s	Minimum Oxygen Level Volume Fraction	Time to Minimum Oxygen Level s
Base	1200	850	1300	1550	0.01	1750
Base with Sprinklers	Fire growth limited to loading dock. Conditions remained tenable.					
Front Windows Intact	1200	850	1300	1550	0.06	1400
Small Vent	1200	600	1400	1800	0.07	1550
Large Vent	1200	950	1400	1650	0.03	1400
1. Time for temperature to exceed $120\text{ }^{\circ}\text{C}$ plus 300 s. 2. Time for oxygen volume fraction less than 0.12 plus 300 s.						

Table K-12. Temperature and Oxygen Tenability Condition for Front of West Side of Main Showroom.

Simulation	Temperature			Oxygen		
	Time to Untenability ($>120\text{ }^{\circ}\text{C}$) ¹ s	Peak Temp C	Time to Peak Temp. s	Time to Untenability (<0.12) ² s	Minimum Oxygen Level Volume Fraction	Time to Minimum Oxygen Level s
Base	1200	850	1300	1550	0.01	1750
Base with Sprinklers	Fire growth limited to loading dock. Conditions remained tenable.					
Front Windows Intact	1200	850	1300	1550	0.06	1400
Small Vent	1200	600	1400	1800	0.07	1550
Large Vent	1200	950	1400	1650	0.03	1400
1. Time for temperature to exceed $120\text{ }^{\circ}\text{C}$ plus 300 s. 2. Time for oxygen volume fraction less than 0.12 plus 300 s.						

Table K-13. Temperature and Oxygen Tenability Conditions for Rear of East Side of Main Showroom.

Simulation	Temperature			Oxygen		
	Time to Untenability ($>120\text{ }^{\circ}\text{C}$) ¹ s	Peak Temp C	Time to Peak Temp. s	Time to Untenability (< 0.12) ² s	Minimum Oxygen Level Volume Fraction	Time to Minimum Oxygen Level s
Base	1550	1100	1550	1700	0.05	1900
Base with Sprinklers	Fire growth limited to loading dock. Conditions remained tenable.					
Front Windows Intact	1550	800	1700	1700	0.06	1700
Small Vent	1550	230	1550	1850	0.1	1600
Large Vent	1600	1050	1500	1700	0.05	1500
1. Time for temperature to exceed $120\text{ }^{\circ}\text{C}$ plus 300 s. 2. Time for oxygen volume fraction less than 0.12 plus 300 s.						

Table K-14. Temperature and Oxygen Tenability Conditions for Front of East Side of Main Showroom.

Simulation	Temperature			Oxygen		
	Time to Untenability ($>120\text{ }^{\circ}\text{C}$) ¹ s	Peak Temp C	Time to Peak Temp. s	Time to Untenability (< 0.12) ² s	Minimum Oxygen Level Volume Fraction	Time to Minimum Oxygen Level s
Base	1650	1000	1680	1400	0.08	1800
Base with Sprinklers	Fire growth limited to loading dock. Conditions remained tenable.					
Front Windows Intact	1650	230	1700	1750	0.09	1850
Small Vent	1800	160	1550	2450	0.11	2150
Large Vent	1650	220	1500	1750	0.08	1700
1. Time for temperature to exceed $120\text{ }^{\circ}\text{C}$ plus 300 s. 2. Time for oxygen volume fraction less than 0.12 plus 300 s.						

K.9.2 Baseline Simulation

Results from the baseline simulation were tabulated with specific events from the fire ground in Table K-15. The simulation results are consistent with available photos, video, and witness accounts. The results indicate that fire spread from the loading dock into the holding area and void space above the main showroom. The fire also spread to the warehouse and to the rear of the west showroom. The simulation demonstrates that although the fire did spread into the rear of the west showroom, the spread through the double doors was limited. The fire moved into the main showroom through the holding area and then into the rear of the main showroom. The flow of the smoke into the holding area and up into the void space above the main showroom would have been hidden by the holding area partition wall and suspended ceiling of the main showroom.

The results indicate that as early as 270 s into the simulation, smoke may have begun to flow down through ventilation openings in the suspended ceiling and into the rear of the main showroom. By 300 s, there is also a layer of smoke beginning to develop under the suspended ceiling in the rear of the west showroom. It cannot be concluded from the simulation whether an observer located in the main showroom would have noticed smoke in the rear main showroom at 300 s, or would have been able to distinguish the source of that smoke. The smoke continued to flow down through ventilation openings and, after forming a substantial layer in the rear of the main showroom, began to spread throughout the main showroom. At about 400 s, the simulation indicates that the smoke layer extended down to near the floor on the west side of the main showroom. As the fire spread from the holding area into the rear of the main showroom at around 500 s, additional smoke was added to the smoke layer in the main showroom. As demonstrated by the rendering of smoke by the simulation, visibility became compromised in the showrooms within 8 minutes to 10 minutes. The simulation results are consistent with the E-11 captain reporting heavy smoke in the main showroom at 7:20 p.m., which would correspond to 555 s into the simulation.

At 900 s, the baseline simulation results demonstrate dense black smoke would have been present from the floor to the ceiling in the main and west showrooms and less dense gray smoke in the east showroom. About a minute later at 7:27 p.m. there were fragmented radios transmissions suggesting fire fighters were “lost or trapped inside” and this would have been consistent with the dense black smoke in the showrooms. The model indicates that the fire continued to grow in the rear of the main showroom. By 1380 s in the simulation, the fire in the rear of the main showroom had exceeded 90 MW and involved at least 15 percent of the main showroom. At about 7:35 p.m. (1450 s), the fire department vented the front windows and the fire spread extremely quickly to the front of the main showroom. Flames extended out the front windows on the west side of the main showroom at 1620 s (7:37:53 p.m.) in the simulation. This is in good agreement with fire ground photographs which show fire out the front window at 7:37 p.m.

During the base simulation, the loading dock, holding area, west showroom, and main showroom each exceeded the tenability thresholds (Tables K-8 to K-13). Although not specifically tabulated, but apparent from the temperature and oxygen plots (Figures K-33 and K-38), both the loading dock and the holding area became untenable early in the fire. The rear of the west side of the main showroom first became untenable due to high temperature at 1200 s. The front of the west side of the main showroom exceeded the modeled temperature tenability threshold at 1350 s. These times are consistent with the observed fire spreading from the rear to the front of the main showroom. The rear of the west showroom became untenable due to high temperature and oxygen depletion at 1650 s while the front of the west showroom exceeded both tenability thresholds at 1700 s. The slightly longer time for the west showroom

to exceed the tenability limits is consistent with the observed fire spreading through the main showroom first and then moving into the west showroom.

The simulation peak temperatures provide some understanding of the fire behavior within the building. The relatively low 210 °C peak temperature in the rear of the west showroom is consistent with the understanding that the observed fire did not move directly through the rear of the west showroom to reach the main showroom. The higher simulation temperatures in the front of both showrooms, as compared to the rear of the showrooms, are consistent with additional oxygen being available in the front of the showrooms, relative to the less ventilated rear areas of the showroom.

The HRRs for the loading dock, main showroom, and west showroom are tabulated in Table K-16. The simulation indicates that the peak HRR for the loading dock was approximately 85 MW, the peak occurred at 280 s, and the total energy released was 95 GJ. The peak heat release rate for main showroom was about one and a half times the loading dock at 135 MW peak and 160 GJ for total heat release. The west showroom values were a peak HRR of 50 MW and total energy release of 30 GJ which is consistent with the west showroom being about half the floor space of the main showroom and the rear third of the west showroom not being as involved in the fire.

Table K-15. Observed Fire Ground and Computer Simulation Events.

Clock Time hh:mm:ss	Computer Simulation Time s	Observed Fire Ground Event	Computer Simulation Event
6:56 p.m.		Fire observed at rear of store	
7:07 p.m.		Dispatch receives report of fire behind store	
7:10:46 p.m.		BC-4 reports trash and debris fire outside loading dock	
7:10:53 p.m.	0		Computer simulation start time Loading Dock Source Fire initiated (600 s duration and ramped up to 700 kW)
7:10:56 p.m.	3	BC 4 reports fire may have gotten into building	
7:11:40 p.m.	47	E-10 on scene	
7:12:13 p.m.	80	AC enters main showroom	Smoke not visible at rear of main showroom
	110		Smoke filled loading dock Smoke beginning to fill interstitial space above main showroom
7:13:17 p.m.	144	Double doors at rear of west showroom opened	Double doors opened
7:13:18 p.m.	145		Fire pulling air from rear of west showroom into loading dock through double doors.
7:14:23 p.m.	270		Smoke begins to flow through openings in suspended ceiling in rear of main showroom
7:15:53p.m.	300		Fire-spread across entire loading dock Smoke continuing to flow into interstitial space above main showroom

Clock Time hh:mm:ss	Computer Simulation Time s	Observed Fire Ground Event	Computer Simulation Event
			Light smoke flowing down through openings in suspended ceiling into rear of main showroom Light smoke below suspended ceiling in rear of west showroom
7:16:32 p.m.	339	Fire Chief on scene	
7:16:53 p.m.	360		Loading dock fully involved in fire Smoke continuing to flow into interstitial space above main showroom Medium smoke flowing down through openings in suspended ceiling into rear of main showroom Medium smoke below suspended ceiling in rear of west showroom Light smoke below suspended ceiling in from of main and west showrooms
7:17:23 p.m.	390		Conditions deteriorate in both main and west showrooms
7:17:33 p.m.	400		Warehouse Source Fire initiated
	420		Smoke layer filling west side of main showroom suspended ceiling to floor
7:18:53 p.m.	480		Holding area fully involved in fire Smoke continuing to flow into interstitial space above main showroom Medium smoke flowing down through openings in suspended ceiling into rear of main showroom

Clock Time hh:mm:ss	Computer Simulation Time s	Observed Fire Ground Event	Computer Simulation Event
			<p>Medium smoke below suspended ceiling in rear of main showroom</p> <p>Medium smoke below suspended ceiling on west side of main showroom</p> <p>Light smoke below suspended ceiling on east side of main showroom</p> <p>Medium smoke below suspended ceiling of entire west showroom</p>
7:19:00 p.m.	487	E-15 captain and two fire fighters enter main showroom encountered smoke and donned SCBA facepieces	
7:19:38 p.m.	525		Main Showroom Fire Source 1 initiated (ramped up to 4 MW)
7:20:08 p.m.	555	E-15 arrives on scene and as E-11 captain exits structure passes by E-15 crew entering structure. E-11 captain reports heavy smoke and increasing temperatures	
7:20:08 p.m.		E-12 begins pumping water to E-10 at loading dock	
7:20:53 p.m.	600		<p>Holding area fire has penetrated into rear of main showroom</p> <p>Fire burning in rear of main showroom and smoke from fire flowing under suspended ceiling in main showroom</p> <p>Heavy smoke in rear of main showroom</p> <p>Medium to heavy smoke below suspended ceiling on west side of main showroom</p>

Clock Time hh:mm:ss	Computer Simulation Time s	Observed Fire Ground Event	Computer Simulation Event
			Light to medium smoke below suspended ceiling on east side of main showroom Medium smoke below suspended ceiling of entire west showroom
7:21:53 p.m.	660		Main Showroom Fire Source 2 initiated –(ramped up to 6 MW)
7:23:16 p.m.	743	Early photograph shows flames on roof above rear of main showroom and/or holding area (Figure 4-23)	
7:25:53 p.m.	900		Fire burning in rear of main showoom grown to about 23 MW. Smoke from fire flowing under suspended ceiling in main showroom Heavy smoke in rear of main showroom Heavy smoke below suspended ceiling of entire main showroom. Heavy smoke below suspended ceiling of entire west showroom Light smoke below suspended ceiling of east showroom
7:27 p.m.		E-16 begins pumping water to E-11 at front of store Inaudible radio transmissions –“lost or trapped inside”	
7:27:53 p.m.	1020		Fire in main showroom continues to grow in the rear of showroom. Fire has reached approximately 90 MW.
7:31:53 p.m.	1260		Fire continues to grow in southwest rear corner of main showroom involving about 10% of main showroom
7:31 p.m. to		Fire fighter call “Mayday”	

Clock Time hh:mm:ss	Computer Simulation Time s	Observed Fire Ground Event	Computer Simulation Event
7:34 p.m.		Fire Chief “we need to vacate building”	
7:33:53 p.m.	1380		Fire begins to spread out of southwest corner and involves about 15% of main showroom.
7:35:10 p.m.	1457	Removal of front windows of main showroom	Main showroom windows opened
7:35:53 p.m.	1500		Fire spreading towards front of store on west side of main showroom and involves about 20% of main showroom
7:36 p.m.		Thick black smoke rolls out front windows	
7:36:23 p.m.	1530	Removal of additional front windows of main showroom	Main showroom windows opened
7:36:53 p.m.	1560		Fire has spread to front of store on west side of main showroom and involves about 30% of main showroom
7:37 p.m.		Fire rolls out front windows of main showroom	
7:37:53 p.m.	1620		Fire spreading to east side of main showroom and front of west showroom
7:38:00 p.m.	1627	Failure of front windows of west showroom	
7:44:00 p.m.	1987	Failure of additional front windows of west showroom	
7:50:53 p.m.	2400		End of simulation - 40 minutes after initial discovery of fire by fire department
7:51 p.m.		Portion of main showroom roof collapses	

K.9.3 Fire Sprinklers Simulation

In the simulation with fire sprinklers, the two sprinklers nearest the fire (in the southwest corner of the loading dock) activated early in the fire, at 50 s and 75 s. The two sprinklers controlled the fire and prevented the fire from spreading into the showrooms or warehouse. As a result, the temperatures and oxygen volume fractions remained below untenability thresholds.

K.9.4 Alternate Ventilation Scenarios

Three simulations were performed in which the building ventilation conditions were altered from the baseline scenario.

In the first, the windows at the front of the main showroom were kept in place. While this did effectively reduce the peak heat release rate, conditions throughout the main and west showrooms became untenable due to excessive temperature and depleted oxygen. Untenability would have occurred prior to the time that the windows were removed in the base scenario.

In the second variation, a 1.7 m^2 (18 ft^2) vent was placed in the roof at the rear of the main showroom. The results of this simulation were not significantly different from the ventilation scenario with the front windows intact. With a vent or hole in the roof, the smoke and unburned fuel exited the structure and that if gases vented outside were ignited, the energy released would not have contributed to the energy inside the modeled structure.

In the final ventilation variation, the roof vent was expanded to 5.9 m^2 (64 ft^2). This enlargement did not change the peak HRR, temperature, or minimum oxygen volume fractions. However, the fire progression was delayed at the rear of the showroom by several minutes. This delay in the movement of the fire did not significantly change the time that conditions became untenable throughout the main and west showrooms.

Table K-16. Fire Energetics for the Loading Dock, Main Showroom, and West Showroom.

Simulation	Loading Dock			Main Showroom			West Showroom		
	Time to Peak HRR s	Peak HRR MW	Total Heat Release GJ	Time to Peak HRR s	Peak HRR MW	Total Heat Release GJ	Time to Peak HRR s	Peak HRR MW	Total Heat Release GJ
Base	280	85	95	1720	135	160	1940	50	30
Base with Sprinklers	60	0.9	1.4						
Front Windows Intact				1260	130	75			

K.10 REFERENCES FOR APPENDIX K

- [1] Nelson, H.E., "An Engineering Analysis of the Early Stages of Fire Development - The Fire at the Dupont Plaza Hotel and Casino- Dec. 31, 1986," NBSIR 97-3560, National Institute of Standards and Technology (formerly the National Bureau of Standards), Gaithersburg, MD, April 1987.
- [2] Purser, D.A., "Toxicity Assessment of Combustion Products," *SFPE Handbook of Fire Protection Engineering*, 3rd ed. DiNenno, P.J., et al. (eds). National Fire Protection Association (NFPA) Quincy, MA, 2002.
- [3] McGrattan, K.B., Hostikka, S., and Floyd, J.E., Fire Dynamics Simulator (Version 5), User's Guide. NIST Special Publication 1019-5, National Institute of Standards and Technology, Gaithersburg, MD, October 2007.
- [4] Forney, G.P., Smokeview (Version 5), A Tool for Visualizing Fire Dynamics Simulation Data, Volume I: User's Guide. NIST Special Publication 1017-1, National Institute of Standards and Technology, Gaithersburg, MD, August 2007.
- [5] National Institute of Standards and Technology, Gaithersburg, MD, USA, and VTT Technical Research Centre of Finland, Espoo, Finland. Fire Dynamics Simulator, Technical Reference Guide, 5th edition, October 2007. NIST Special Publication 1018-5 (four volume set).
- [6] Hill, K., Dreisbach, J., Joglar, F., Najafi, B., McGrattan, K., Peacock, R., and Hamins, A., "Verification and Validation of Selected Fire Models for Nuclear Power Plant Applications." NUREG 1824, United States Nuclear Regulatory Commission, Washington, DC, 2007.
- [7] Grosshandler, W.L., Bryner, N., Madrzykowski, D., and Kuntz, K., Report of the Technical Investigation of The Station Nightclub Fire. NIST NCSTAR 2, National Institute of Standards and Technology, Gaithersburg, MD, July 2005.
- [8] McGrattan, K., Bouldin, C., and Forney, G., Federal Building and Fire Safety Investigation of the World Trade Center Disaster: Computer Simulation of the Fires in the WTC Towers. NIST NCSTAR 1-5F, National Institute of Standards and Technology, Gaithersburg, MD, September 2005.
- [9] McGrattan, K.B., Hamins, A., and Evans, D.D., "Sprinklers, Vent and Draft Curtain Interaction – Modeling and Experiment," Fire Suppression and Detection Research Application Symposium, Research and Practice: Bridging the Gap, February 25-27, 1998, Orlando, FL Proceedings. National Fire Protection Research Foundation, Quincy, MA, 1998.
- [10] Madrzykowski, D., and Vettori, R.L., "Simulation of the Dynamics of the Fire at 3146 Cherry Road NE, Washington D.C., May 30, 1999," NISTIR 6510, National Institute of Standards and Technology, Gaithersburg, MD, April 2000.
- [11] Madrzykowski, D., Forney, G.P., and Walton, W.D., "Simulation of the Dynamics of a Fire in a Two-Story Duplex-Iowa, Dec. 22, 1999," NISTIR 6854, National Institute of Standards and Technology, Gaithersburg, MD, January 2002.

- [12] Sutula, J., “Applications of Fire Dynamics Simulator in Fire Protection Engineering Consulting,” *Fire Protection Engineering*, No. 14, Society of Fire Protection Engineers, Bethesda, MD, Spring 2002.
- [13] Rehm, R.G., Pitts, W.M., Baum, H.R., Evans, D.D., Prasad, K., McGrattan, K.B., and Forney, G.P., “Initial Model for Fires in the World Trade Center Towers,” NISTIR 6879, National Institute of Standards and Technology, Gaithersburg, MD, May, 2002.
- [14] Sutula, J., “Practical Applications of Fire Dynamics Simulator in Fire Protection Engineering Consulting,” *Fire Protection Engineering*, No. 15, Society of Fire Protection Engineers, Bethesda, MD, Summer 2002.
- [15] McGrattan, K.B., and Hamins, A., “Numerical Simulation of the Howard Street Tunnel Fire, Baltimore, MD, July 2001, NISTIR 6902, National Institute of Standards and Technology, Gaithersburg, MD, August 2002.
- [16] Quintiere, J. G., *Principles of Fire Behavior*, Delmar Publishers, Albany, NY, 255 p., 1997.
- [17] Incropera, F.P., and DeWitt, D.P., *Fundamentals of Heat and Mass Transfer*, Fifth Edition, John Wiley & Sons, Hoboken, NJ, 969 p., 2002.
- [18] Fire Dynamics, Chapter 2, The SFPE Handbook of Fire Protection Engineering, 4th edition, Society of Fire Protection Engineers, Quincy, MA page 2-29.
- [19] ISO 13943, Fire Safety – Vocabulary, International Standards Organization, Geneva.
- [20] NFPA 13, *Standard for the Installation of Sprinkler Systems*, National Fire Protection Association (NFPA) Quincy, MA 2007.

APPENDIX L. COMPUTER SIMULATION INPUT FILES

L.1 FIRE DYNAMIC SIMULATOR VERSION 5.1.0 (SVN 1162)

(Note: Executable FDS 5.0.0 computer code included on accompanying DVD)

L.1.1 Computer Simulation Runs

	Simulation Name	Appendix L Section	Comment
Sofa Store Base Case	SSS_0254.FDS	L2	Full Input File Listing
Base Case with Sprinklers	SSS_0255.FDS	L3	Listing of modifications from Sofa Store Base Case
Base Case with Front Windows Intact	SSS_0256.FDS	L4	Listing of modifications from Sofa Store Base Case
Base Case with Small Vent	SSS_0257.FDS	L5	Listing of modifications from Sofa Store Base Case
Base Case with Large Vent	SSS_0258.FDS	L6	Listing of modifications from Sofa Store Base Case

L.2 Sofa Store Base Case

SSS_0254.FDS

&HEAD CHID='sss_0254' TITLE='Sofa Super Store Reconstruction'/
&TIME TWFIN=2400./
&MISC SURF_DEFAULT='GB',BAROCLINIC=.FALSE./
&DUMP NFRAMES=2400,DT_RESTART=120./

&REAC ID = 'POLYURETHANE'
FYI= 'C_6.3 H_7.1 N O_2.1, NFPA Handbook, Babrauskas'
SOOT_YIELD = 0.10
N = 1.0
C = 6.3
H = 7.1
O = 2.1 /

MATERIALS AND SURF_ID'S

&MATL ID = 'GYPSUM PLASTER'
FYI = 'Quintiere, Fire Behavior'
CONDUCTIVITY = 0.48
SPECIFIC_HEAT = 0.84
DENSITY = 1440. /

&SURF ID = 'GB'
COLOR = 'CORAL'
MATL_ID= 'GYPSUM PLASTER'
THICKNESS = 0.012 /

&SURF ID='WINDOW'
MATL_ID = 'GLASS'
FYI= 'Quintiere, Fire Behavior'
COLOR = 'WHITE'
THICKNESS = 0.005
BACKING='EXPOSED' /

&MATL ID='GLASS'
CONDUCTIVITY = 0.76
SPECIFIC_HEAT = 0.84
DENSITY = 2700./

&SURF ID = 'SLAB'
MATL_ID = 'CONCRETE'
FYI = 'Quintiere, Fire Behavior'
COLOR = 'SLATE GRAY'
BACKING = 'INSULATED'
THICKNESS = 0.2 /

&MATL ID= 'CONCRETE'
CONDUCTIVITY = 1.0
SPECIFIC_HEAT = 0.88
DENSITY = 2100./

&SURF ID = 'BLOCK WALL'
MATL_ID = 'CONCRETE BLOCK'
FYI = 'Quintiere, Fire Behavior'
COLOR = 'GRAY'
THICKNESS = 0.2 /

&MATL ID= 'CONCRETE BLOCK'
CONDUCTIVITY = 0.7
SPECIFIC_HEAT = 0.84
DENSITY = 1800./

&SURF ID='STEEL DOOR'
MATL_ID='STEEL'
COLOR='BLACK'

THICKNESS=0.05/

&MATL ID='STEEL'
CONDUCTIVITY = 45.8
SPECIFIC_HEAT = 0.46
DENSITY = 7850./

&SURF ID = 'SHEET_METAL'
MATL_ID = 'STEEL'
COLOR = 'THISTLE'
THICKNESS = 0.0013 /

&SURF ID = 'WOOD FLOOR'
MATL_ID = 'WOOD'
COLOR = 'BROWN'
THICKNESS = 0.04/

&SURF ID = 'WOOD FURN'
MATL_ID = 'WOOD'
COLOR = 'BROWN'
THICKNESS = 0.013/

&MATL ID= 'WOOD'
CONDUCTIVITY = 0.14
SPECIFIC_HEAT = 2.85
DENSITY = 640./

&MATL ID = 'CARPET MATERIAL'
CONDUCTIVITY = 0.16
SPECIFIC_HEAT = 9.0
DENSITY = 750.
N_REACTIONS = 1
NU_FUEL = 1.
HEAT_OF_COMBUSTION = 22300.
HEAT_OF_REACTION = 2000.
REFERENCE_TEMPERATURE = 350./

&SURF ID = 'CARPET'
MATL_ID = 'CARPET MATERIAL'
COLOR = 'SANDY BROWN'
THICKNESS = 0.006
BACKING = 'INSULATED' /

&SURF ID = 'ROOF_MAIN'
MATL_ID = 'STEEL'
COLOR = 'TAN'
THICKNESS = 0.1
BACKING = 'INSULATED' /

&SURF ID = 'ROOF_LEFT'
MATL_ID = 'STEEL'
COLOR = 'TAN'
THICKNESS = 0.1
BACKING = 'INSULATED' /

&SURF ID = 'ROOF_RIGHT'
MATL_ID = 'STEEL'
COLOR = 'TAN'
THICKNESS = 0.1
BACKING = 'INSULATED' /

&SURF ID = 'ROOF_WORKSHOP'
MATL_ID = 'STEEL'
COLOR = 'TAN'
THICKNESS = 0.1
BACKING = 'INSULATED' /

&SURF ID = 'ROOF_WAREHOUSE'
MATL_ID = 'STEEL'
COLOR = 'TAN'
THICKNESS = 0.1
BACKING = 'INSULATED' /

&SURF ID = 'ROOF_LD'
MATL_ID = 'STEEL'
COLOR = 'TAN'


```
THICKNESS          = 0.1
BACKING = 'INSULATED' /

&SURF ID            = 'ROOF_BREEZEWAY'
MATL_ID = 'STEEL'
COLOR   = 'TAN'
THICKNESS          = 0.1
BACKING = 'INSULATED' /

&SURF ID            = 'ROOF_REAR'
MATL_ID = 'STEEL'
COLOR   = 'TAN'
THICKNESS          = 0.1
BACKING = 'INSULATED' /

&SURF ID            = 'ROOF_REAR_FLAT'
MATL_ID = 'STEEL'
COLOR   = 'TAN'
THICKNESS          = 0.1
BACKING = 'INSULATED' /

&MATL ID            = 'FABRIC'
SPECIFIC_HEAT = 1.0
CONDUCTIVITY = 0.1
DENSITY      = 100.0
N_REACTIONS  = 1
NU_FUEL      = 1.
REFERENCE_TEMPERATURE = 350.
HEAT_OF_REACTION = 1500.
HEAT_OF_COMBUSTION = 15000. /

&MATL ID            = 'FOAM'
SPECIFIC_HEAT = 1.4
CONDUCTIVITY = 0.034
DENSITY      = 20.0
N_REACTIONS  = 1
NU_FUEL      = 1.
REFERENCE_TEMPERATURE = 350.
HEAT_OF_REACTION = 1350.
HEAT_OF_COMBUSTION = 25000. /

&SURF ID            = 'UPHOLSTERY'
COLOR   = 'SIENNA'
BURN_AWAY = .TRUE.
MATL_ID(1:2,1) = 'FABRIC','FOAM'
THICKNESS(1:2) = 0.002,0.375 /

&SURF ID='A-CEIL-MAIN-0'
COLOR      = 'BLACK'
THICKNESS  = 0.016
MATL_ID='ACOUSTIC_TILE' /

&MATL ID= 'ACOUSTIC_TILE'
SPECIFIC_HEAT = 1.34
CONDUCTIVITY = 0.058
DENSITY      = 290/

*****
Meshes

&MESH IJK=100,80,30,   XB=  28.8,   66.3,   23.3,   53.3,   -0.24,   11.01   / Mesh 1  240000
&MESH IJK=100,90,16,   XB=  28.8,   66.3,   -10.45,   23.3,   -0.24,   5.76   / Mesh 2
&MESH IJK=54,128,16,   XB=  8.55,   28.8,   -10.45,   37.55,   -0.24,   5.76   / Mesh 3  110592
&MESH IJK=48,108,16,   XB=  -9.45,   8.55,   -10.45,   30.05,   -0.24,   5.76   / Mesh 4  82944
&MESH IJK=50,40,20,   XB=  28.8,   66.3,   23.3,   53.3,   11.01,   26.01   / Mesh 5  40000
&MESH IJK=80,90,30,   XB=  36.3,   66.3,   53.3,   87.05,   -0.24,   11.01   / Mesh 6  216000
&MESH IJK=40,45,20,   XB=  36.3,   66.3,   53.3,   87.05,   11.01,   26.01   / Mesh 7  36000
&MESH IJK=50,45,27   XB=  28.8,   66.3,   -10.45,   23.3,   5.76,   26.01   / Mesh 8  60750
&MESH IJK=27,64,27   XB=  8.55,   28.8,   -10.45,   37.55,   5.76,   26.01   / Mesh 9  46656
&MESH IJK=24,120,30   XB=  66.3,   75.3,   42.05,   87.05,   -0.24,   11.01   / Mesh 10 86400
&MESH IJK=12,60,20   XB=  66.3,   75.3,   42.05,   87.05,   11.01,   26.01   / Mesh 11 14400
&MESH IJK=77,10,32   XB=  8.55,   66.3,   -17.95,   -10.45,   2.01,   26.01   / Mesh 12 24640

*****
```

```
Domain Boundaries

&VENT MB='XMIN' SURF_ID='OPEN' /
&VENT MB='XMAX' SURF_ID='OPEN' /
&VENT MB='YMIN' SURF_ID='OPEN' /
&VENT MB='YMAX' SURF_ID='OPEN' /
&VENT MB='ZMIN' SURF_ID='OPEN' /
&VENT MB='ZMAX' SURF_ID='OPEN' /

&VENT XB=-9.45,75.3,-10.45,87.05,-0.24,-0.24, SURF_ID='INERT' /

*****
Fires

&VENT XB= 60.66,    61.05,    41.5,    43.5,    0.15,    0.15,    SURF_ID='FIRE_RAMP' / Couch Fire

&SURF ID='FIRE_RAMP' HRRPUA=1000.0 RAMP_Q='RAMP_FIRE' /
&RAMP ID='RAMP_FIRE' T=0.0 F=0.0 /
&RAMP ID='RAMP_FIRE' T=1.0 F=1.0 /
&RAMP ID='RAMP_FIRE' T=601.0 F=1.0 /
&RAMP ID='RAMP_FIRE' T=602.0 F=0.0 /

&SURF ID='BURNER', HRRPUA=1000. /

&VENT XB= 56.55,    56.925,    47.3,    47.675,    0.51,    0.51,    OUTLINE=.TRUE. SURF_ID= 'WH_FIRE_RAMP' /
Warehouse Fire
&SURF ID='WH_FIRE_RAMP' HRRPUA=1000. RAMP_Q='WH_RAMP' /
&RAMP ID='WH_RAMP' T=0.0 F=0.0 /
&RAMP ID='WH_RAMP' T=410.0 F=0.0 /
&RAMP ID='WH_RAMP' T=440.0 F=0.02 /
&RAMP ID='WH_RAMP' T=470.0 F=0.07 /
&RAMP ID='WH_RAMP' T=500.0 F=0.16 /
&RAMP ID='WH_RAMP' T=530.0 F=0.29 /
&RAMP ID='WH_RAMP' T=560.0 F=0.45 /
&RAMP ID='WH_RAMP' T=610.0 F=0.79 /
&RAMP ID='WH_RAMP' T=650.0 F=1.14 /
&RAMP ID='WH_RAMP' T=1010.0 F=1.14 /
&RAMP ID='WH_RAMP' T=1130.0 F=0.0 /

&VENT XB= 41.55,    44.92,    35.67,    36.41,    0.14,    0.14,    OUTLINE=.TRUE. SURF_ID= 'MAIN_SHOWROOM_FIRE' /
&SURF ID='MAIN_SHOWROOM_FIRE' HRRPUA=1500. RAMP_Q='MAIN_SHOWROOM_RAMP' /
&RAMP ID='MAIN_SHOWROOM_RAMP' T=0.0 F=0.0 /
&RAMP ID='MAIN_SHOWROOM_RAMP' T=525.0 F=0.0 /
&RAMP ID='MAIN_SHOWROOM_RAMP' T=555.0 F=0.042 /
&RAMP ID='MAIN_SHOWROOM_RAMP' T=585.0 F=0.169 /
&RAMP ID='MAIN_SHOWROOM_RAMP' T=615.0 F=0.379 /
&RAMP ID='MAIN_SHOWROOM_RAMP' T=645.0 F=0.675 /
&RAMP ID='MAIN_SHOWROOM_RAMP' T=675.0 F=1.055 /
&RAMP ID='MAIN_SHOWROOM_RAMP' T=1275.0 F=1.055 /
&RAMP ID='MAIN_SHOWROOM_RAMP' T=1335.0 F=0.0 /
RAMP ID='MAIN_SHOWROOM_RAMP' T=1560.0 F=0.0 /

&VENT XB= 41.55,    43.05,    33.045,    35.67,    0.15,    0.15,    OUTLINE=.TRUE. SURF_ID=
'MAIN_SHOWROOM_FIRE2' /
&SURF ID='MAIN_SHOWROOM_FIRE2' HRRPUA=1500. RAMP_Q='MAIN_SHOWROOM_RAMP2' /
&RAMP ID='MAIN_SHOWROOM_RAMP2' T=0.0 F=0.0 /
&RAMP ID='MAIN_SHOWROOM_RAMP2' T=660.0 F=0.0 /
&RAMP ID='MAIN_SHOWROOM_RAMP2' T=690.0 F=0.027 /
&RAMP ID='MAIN_SHOWROOM_RAMP2' T=720.0 F=0.108 /
&RAMP ID='MAIN_SHOWROOM_RAMP2' T=750.0 F=0.244 /
&RAMP ID='MAIN_SHOWROOM_RAMP2' T=780.0 F=0.433 /
&RAMP ID='MAIN_SHOWROOM_RAMP2' T=810.0 F=0.677 /
&RAMP ID='MAIN_SHOWROOM_RAMP2' T=900.0 F=1.029 /
&RAMP ID='MAIN_SHOWROOM_RAMP2' T=1500.0 F=1.029 /
&RAMP ID='MAIN_SHOWROOM_RAMP2' T=1560.0 F=0.0 /
*****
Obstruction Surface Types

&SURF ID='A-CEIL-MAIN-0'
COLOR='BLACK' /

&SURF ID='A-WALL-MAIN-WS'
COLOR='SILVER' /
```

```
&SURF ID='A-WALL-MAIN-SR'
COLOR= 'RED' /
&SURF ID='A-WALL-MAIN-FS'
COLOR= 'CYAN' /
&SURF ID='A-WALL-MAIN-CB'
COLOR= 'GREEN' /

*****
Windows

&OBST XB=61.01,66.1,-6.4,-6.55,0.54,2.26 SURF_ID='WINDOW', DEVC_ID='RIGHT ADDITION WINDOWS 1' / RIGHT ADDITION WINDOW
&OBST XB=54.5,59.93,-6.4,-6.55,0.54,2.26 SURF_ID='WINDOW' , DEVC_ID='RIGHT ADDITION WINDOWS 2' / RIGHT ADDITION WINDOW
&OBST XB=48.45,53.4,-6.4,-6.55,0.54,2.26 SURF_ID='WINDOW', DEVC_ID='RIGHT ADDITION WINDOWS 3' / RIGHT ADDITION WINDOW

&DEVC ID='RIGHT ADDITION WINDOWS 1' , XYZ=63.5, -6.3, 2.0, QUANTITY='TIME' SETPOINT=1900.0, INITIAL_STATE=.TRUE./
&DEVC ID='RIGHT ADDITION WINDOWS 2' , XYZ=57.1, -6.3, 2.0, QUANTITY='TIME' SETPOINT=1783.0, INITIAL_STATE=.TRUE./
&DEVC ID='RIGHT ADDITION WINDOWS 3' , XYZ=51.0, -6.3, 2.0, QUANTITY='TIME' SETPOINT=1637.0, INITIAL_STATE=.TRUE./

&OBST XB=33.60,36.30,-6.4,-6.55,0.54,2.26 SURF_ID='WINDOW' , DEVC_ID='MAIN STRUCTURE WINDOW R2' / MAIN STRUCTURE WINDOW
&OBST XB=36.30,38.55,-6.4,-6.55,0.54,2.26 SURF_ID='WINDOW' , DEVC_ID='MAIN STRUCTURE WINDOW R3' / MAIN STRUCTURE WINDOW
&OBST XB=38.55,40.80,-6.4,-6.55,0.54,2.26 SURF_ID='WINDOW' , DEVC_ID='MAIN STRUCTURE WINDOW R4' / MAIN STRUCTURE WINDOW
&OBST XB=40.80,43.35,-6.4,-6.55,0.54,2.26 SURF_ID='WINDOW' , DEVC_ID='MAIN STRUCTURE WINDOW R5' / MAIN STRUCTURE WINDOW

&OBST XB=31.53,32.54,-6.4,-6.55,0.54,2.26 SURF_ID='WINDOW' , DEVC_ID='MAIN STRUCTURE WINDOW R1' / MAIN STRUCTURE WINDOW

&OBST XB=25.00,25.77,-6.4,-6.55,0.54,2.26 SURF_ID='WINDOW', DEVC_ID='MAIN STRUCTURE WINDOW L1' / MAIN STRUCTURE WINDOW

&OBST XB=13.95,16.42,-6.4,-6.55,0.54,2.26 SURF_ID='WINDOW', DEVC_ID='MAIN STRUCTURE WINDOW L5' / MAIN STRUCTURE WINDOW
&OBST XB=16.42,19.05,-6.4,-6.55,0.54,2.26 SURF_ID='WINDOW', DEVC_ID='MAIN STRUCTURE WINDOW L4' / MAIN STRUCTURE WINDOW
&OBST XB=19.05,21.67,-6.4,-6.55,0.54,2.26 SURF_ID='WINDOW', DEVC_ID='MAIN STRUCTURE WINDOW L3' / MAIN STRUCTURE WINDOW
&OBST XB=21.67,23.85,-6.4,-6.55,0.54,2.26 SURF_ID='WINDOW', DEVC_ID='MAIN STRUCTURE WINDOW L2' / MAIN STRUCTURE WINDOW

&DEVC ID='MAIN STRUCTURE WINDOW L1', XYZ=25.4,-6.0,2.0, QUANTITY='TIME', SETPOINT=1497.0, INITIAL_STATE=.TRUE./
&DEVC ID='MAIN STRUCTURE WINDOW L2', XYZ=23.2,-6.0,2.0, QUANTITY='TIME', SETPOINT=1457.0, INITIAL_STATE=.TRUE./
&DEVC ID='MAIN STRUCTURE WINDOW L3', XYZ=20.0,-6.0,2.0, QUANTITY='TIME', SETPOINT=1461.0, INITIAL_STATE=.TRUE./
&DEVC ID='MAIN STRUCTURE WINDOW L4', XYZ=17.5,-6.0,2.0, QUANTITY='TIME', SETPOINT=1467.0, INITIAL_STATE=.TRUE./
&DEVC ID='MAIN STRUCTURE WINDOW L5', XYZ=14.5,-6.0,2.0, QUANTITY='TIME', SETPOINT=1497.0, INITIAL_STATE=.TRUE./
&DEVC ID='MAIN STRUCTURE WINDOW R1', XYZ=32.0,-6.0,2.0, QUANTITY='TIME', SETPOINT=1530.0, INITIAL_STATE=.TRUE./
&DEVC ID='MAIN STRUCTURE WINDOW R2', XYZ=35.0,-6.0,2.0, QUANTITY='TIME', SETPOINT=1465.0, INITIAL_STATE=.TRUE./
&DEVC ID='MAIN STRUCTURE WINDOW R3', XYZ=37.1,-6.0,2.0, QUANTITY='TIME', SETPOINT=1485.0, INITIAL_STATE=.TRUE./
&DEVC ID='MAIN STRUCTURE WINDOW R4', XYZ=39.6,-6.0,2.0, QUANTITY='TIME', SETPOINT=1472.0, INITIAL_STATE=.TRUE./
&DEVC ID='MAIN STRUCTURE WINDOW R5', XYZ=42.0,-6.0,2.0, QUANTITY='TIME', SETPOINT=1497.0, INITIAL_STATE=.TRUE./

&OBST XB=-3.16,-8.2,-6.4,-6.55,0.58,2.26 SURF_ID='WINDOW' / LEFT ADDITION WINDOW
&OBST XB=-2.17,2.97,-6.4,-6.55,0.58,2.26 SURF_ID='WINDOW' / LEFT ADDITION WINDOW
&OBST XB=4.16,9.3,-6.4,-6.55,0.58,2.26 SURF_ID='WINDOW' / LEFT ADDITION WINDOW

*****
Doors

&OBST XB=67.5,71.1,46.25,46.9,0.06,3.51 SURF_ID='SHEET_METAL',COLOR='GRAY' / WAREHOUSE ROLL UP
&OBST XB=71.6,72.9,46.25,46.9,0.06,2.3 SURF_ID='STEEL DOOR' DEVC_ID='WAREHOUSE MAN DOOR' / WAREHOUSE MAN DOOR
&DEVC ID='WAREHOUSE MAN DOOR', XYZ=72.1,46.0,2.0, SETPOINT=1500, QUANTITY='TIME',INITIAL_STATE=.TRUE./

&HOLE XB=69.3,71.2,45.8,47.3,0.88,2.01 DEVC_ID='WH_ROLL' /
&DEVC ID='WH_ROLL', XYZ=70.2,45.8,1.4, QUANTITY='TIME', SETPOINT=1200, INITIAL_STATE=.FALSE./

&OBST XB=39.3,40.58,85.98,86.2,0.06,2.39 SURF_ID='STEEL DOOR' / WAREHOUSE REAR DOOR
```

```
&HOLE XB=46.86,43.5,45.9,46.8,0.06,3.5 / BREEZEWAY ENTRANCE

&HOLE XB=41.77,42.97,45.9,46.8,0.06,2.05 / WORKSHOP ENTRANCE
&HOLE XB=37.582, 38.882, 48.7753, 50.352, 0.06, 3.07 / L-SHAPED ADDITION ENTRANCE

&HOLE XB=34.0, 34.5, 42.8, 44.3, 0.06, 2.05 / PASS THROUGH TO 10G ROOM

&OBST XB=29.25,31.05,-6.4,-6.55,0.07,2.26, SURF_ID='WINDOW', DEVC_ID='MAIN STRUCTURE WINDOW R1' / MAIN DOOR
&OBST XB=-8.7,-8.2,6.87,8.66,0.07,2.18, SURF_ID='STEEL DOOR' / LEFT ADDITION DOOR
&OBST XB=-8.7,-8.2,27.01,28.9,0.07,2.18, SURF_ID='STEEL DOOR' / LEFT ADDITION DOOR

&OBST XB=47.85,48.4,19.044,21.482,2.48,4.29 SURF_ID6='GB','GB','GB','GB','GB','ROOF_MAIN' / SOFFET FOR RIGHT SIDE ROLL UP
&OBST XB=47.85,48.4,6.63,9.752,2.48,4.29 SURF_ID6='GB','GB','GB','GB','GB','ROOF_MAIN' / SOFFET FOR RIGHT SIDE ROLL UP
&OBST XB=47.85,48.4,-3.95,-1.52,2.48,4.29 SURF_ID6='GB','GB','GB','GB','GB','ROOF_MAIN' / SOFFET FOR RIGHT SIDE ROLL UP
&OBST XB=47.85,48.4,33.973,36.410,2.48,4.29 SURF_ID6='GB','BLOCK WALL','BLOCK WALL','BLOCK WALL','BLOCK WALL','BLOCK WALL' / SOFFET FOR RIGHT SIDE ROLL UP

&OBST XB=47.85,48.4,19.044,21.482,0.06,2.48 SURF_ID='SHEET_METAL', DEVC_ID='RIGHT SIDE ROLL UP 1' / RIGHT SIDE ROLL UP
&OBST XB=47.85,48.4,7.03,9.752,0.06,2.48 SURF_ID='SHEET_METAL', DEVC_ID='RIGHT SIDE ROLL UP 2' / RIGHT SIDE ROLL UP
&OBST XB=47.85,48.4,-3.95,-1.52,0.06,2.48 SURF_ID='SHEET_METAL', DEVC_ID='RIGHT SIDE ROLL UP 3' / RIGHT SIDE ROLL UP

&DEVC ID='RIGHT SIDE ROLL UP 1', XYZ=48.2,20.24,2.48, QUANTITY='TEMPERATURE',/SETPOINT=73.89, INITIAL_STATE=.FALSE./
&DEVC ID='RIGHT SIDE ROLL UP 2', XYZ=48.2,8.5,2.48, QUANTITY='TEMPERATURE',/SETPOINT=73.89, INITIAL_STATE=.FALSE./
&DEVC ID='RIGHT SIDE ROLL UP 3', XYZ=48.2,-2.76,2.48, QUANTITY='TEMPERATURE',/SETPOINT=73.89, INITIAL_STATE=.FALSE./

&OBST XB=47.85,48.4,30.622,31.688,0.06,2.03 SURF_ID='STEEL DOOR' / RIGHT SIDE DOOR
&OBST XB=47.85,48.4,24.68,25.747,0.06,2.03 SURF_ID='STEEL DOOR' / RIGHT SIDE DOOR
&OBST XB=47.85,48.4,22.396,23.310,0.06,2.03 SURF_ID='STEEL DOOR' / RIGHT SIDE DOOR

&OBST XB=9.3,9.6,-3.806,-1.368,0.06,2.48 SURF_ID='SHEET_METAL', DEVC_ID='LEFT SIDE ROLL UP 3' / LEFT SIDE ROLL UP
&OBST XB=9.3,9.6,7.162,9.600,0.06,2.48 SURF_ID='SHEET_METAL', DEVC_ID='LEFT SIDE ROLL UP 2' / LEFT SIDE ROLL UP
&OBST XB=9.3,9.6,18.892,21.329,1.2,2.48 SURF_ID='SHEET_METAL', DEVC_ID='LEFT SIDE ROLL UP 1' / LEFT SIDE ROLL UP

&DEVC ID='LEFT SIDE ROLL UP 1', XYZ=9.1,20.24,2.48, SETPOINT=73.89, QUANTITY='TEMPERATURE',INITIAL_STATE=.FALSE./
&DEVC ID='LEFT SIDE ROLL UP 2', XYZ=9.1,8.4,2.48, SETPOINT=73.89, QUANTITY='TEMPERATURE',INITIAL_STATE=.FALSE./
&DEVC ID='LEFT SIDE ROLL UP 3', XYZ=9.1,-2.76,2.48, SETPOINT=73.89, QUANTITY='TEMPERATURE',INITIAL_STATE=.FALSE./

&OBST XB=9.3,9.6,-3.806,-1.368,2.48,4.29 SURF_ID6='GB','GB','GB','GB','GB','ROOF_MAIN' / SOFFET FOR LEFT SIDE ROLL UP
&OBST XB=9.3,9.6,7.162,9.600,2.48,4.29 SURF_ID6='GB','GB','GB','GB','GB','ROOF_MAIN' / SOFFET FOR LEFT SIDE ROLL UP
&OBST XB=9.3,9.6,18.892,21.329,2.48,4.29 SURF_ID6='GB','GB','GB','GB','GB','ROOF_MAIN' / SOFFET FOR LEFT SIDE ROLL UP

&OBST XB=43.95,46.35,38.85,39.0,0.06,2.48 SURF_ID='SHEET_METAL', DEVC_ID='BREEZEWAY ROLL UP' / BREEZEWAY ROLL UP DOOR

&DEVC ID='BREEZEWAY ROLL UP', XYZ=45.15,38.65,2.48, SETPOINT=73.89, QUANTITY='TEMPERATURE',INITIAL_STATE=.FALSE./

&OBST XB=43.95,46.35,38.85,39.0,2.48,2.48 SURF_ID6='BLOCK WALL','BLOCK WALL','GB','BLOCK WALL','BLOCK WALL','BLOCK WALL' / SOFFET FOR WAREHOUSE ROLL UP DOOR
&OBST XB=34.35,46.8,38.7,39.05,2.41,4.3 SURF_ID6='BLOCK WALL','BLOCK WALL','GB','BLOCK WALL','BLOCK WALL','BLOCK WALL' / SOFFET 2 FOR WAREHOUSE ROLL UP DOOR

&OBST XB=48.45,50.27,29.2,29.8,0.06,2.18 SURF_ID='STEEL DOOR', DEVC_ID='TIMER1' / DOUBLE DOOR
&DEVC XYZ=49,29,1, ID='TIMER1', SETPOINT=144.0,QUANTITY='TIME',INITIAL_STATE=.TRUE./

&OBST XB=60.6,61.0,34.33,37.13,0.07,2.73 SURF_ID='SHEET_METAL', COLOR='GRAY',DEVC_ID='TIMER_LD2' / LOADING DOCK BIG DOOR
&DEVC XYZ=61.8,35.73,2.4, ID='TIMER_LD2', SETPOINT=1717.0,QUANTITY='TIME',INITIAL_STATE=.TRUE./
```

&OBST XB=61.05,61.4,44.34,46.25,0.07,2.42 SURF_ID='SHEET_METAL' , COLOR='GRAY', DEVC_ID='TIMER_LD1' / LD REAR DOOR
&DEVC XYZ=61.8,45.3,2.4, ID='TIMER_LD1', SETPOINT=219.0,QUANTITY='TIME',INITIAL_STATE=.TRUE./

&OBST XB=43.7,47.8,23.9,24.1,0.15,2.89 / REAR HALL WALL

&HOLE XB= 42.7 43.8 35.66 36.43 0.15 2.11 DEVC_ID='TIMER HALL' / Blank Hall Doorway
&DEVC XYZ= 43.7 34.5 2.11 ID='TIMER HALL', SETPOINT=360.0,QUANTITY='TIME',INITIAL_STATE=.FALSE./

&HOLE XB= 42.7 43.8 36.43 37.18 0.15 2.11 DEVC_ID='TIMER HALL2' / Blank Hall Doorway
&DEVC XYZ= 43.7 37.0 2.11 ID='TIMER HALL2', SETPOINT=600.0,QUANTITY='TIME',INITIAL_STATE=.FALSE./

WAREHOUSE SKYLIGHTS

&HOLE XB= 63.75 60 48.33 49.24 8.1 9.5 DEVC_ID='SKYLIGHT 1' / WAREHOUSE SKYLIGHT
&HOLE XB= 63.75 60 51.45 52.36 8.1 9.5 DEVC_ID='SKYLIGHT 1' / WAREHOUSE SKYLIGHT
&HOLE XB= 63.75 60 56 56.91 8.1 9.5 DEVC_ID='SKYLIGHT 1' / WAREHOUSE SKYLIGHT
&DEVC ID='SKYLIGHT 1', XYZ=62.0, 52.6, 8.0, QUANTITY='TEMPERATURE', SETPOINT=150.0, INITIAL_STATE=.FALSE./
&HOLE XB= 63.75 60 59.12 60.03 8.1 9.5 DEVC_ID='SKYLIGHT 2' / WAREHOUSE SKYLIGHT
&HOLE XB= 63.75 60 63.67 64.58 8.1 9.5 DEVC_ID='SKYLIGHT 2' / WAREHOUSE SKYLIGHT
&HOLE XB= 63.75 60 66.79 67.7 8.1 9.5 DEVC_ID='SKYLIGHT 2' / WAREHOUSE SKYLIGHT
&DEVC ID='SKYLIGHT 2', XYZ=62.0, 63.4, 8.0, QUANTITY='TEMPERATURE', SETPOINT=150.0, INITIAL_STATE=.FALSE./
&HOLE XB= 63.75 60 71.34 72.25 8.1 9.5 DEVC_ID='SKYLIGHT 3' / WAREHOUSE SKYLIGHT
&HOLE XB= 63.75 60 74.46 75.37 8.1 9.5 DEVC_ID='SKYLIGHT 3' / WAREHOUSE SKYLIGHT
&HOLE XB= 63.75 60 79.01 79.92 8.1 9.5 DEVC_ID='SKYLIGHT 3' / WAREHOUSE SKYLIGHT
&HOLE XB= 63.75 60 82.13 83.04 8.1 9.5 DEVC_ID='SKYLIGHT 3' / WAREHOUSE SKYLIGHT
&DEVC ID='SKYLIGHT 3', XYZ=62.0, 77.1, 8.0, QUANTITY='TEMPERATURE', SETPOINT=150.0, INITIAL_STATE=.FALSE./

&HOLE XB= 71.25 67.5 48.33 49.24 8.1 9.5 DEVC_ID='SKYLIGHT 4' / WAREHOUSE SKYLIGHT
&HOLE XB= 71.25 67.5 51.45 52.36 8.1 9.5 DEVC_ID='SKYLIGHT 4' / WAREHOUSE SKYLIGHT
&HOLE XB= 71.25 67.5 56 56.91 8.1 9.5 DEVC_ID='SKYLIGHT 4' / WAREHOUSE SKYLIGHT
&DEVC ID='SKYLIGHT 4', XYZ=69.4, 52.6, 8.0, QUANTITY='TEMPERATURE', SETPOINT=150.0, INITIAL_STATE=.FALSE./
&HOLE XB= 71.25 67.5 59.12 60.03 8.1 9.5 DEVC_ID='SKYLIGHT 5' / WAREHOUSE SKYLIGHT
&HOLE XB= 71.25 67.5 63.67 64.58 8.1 9.5 DEVC_ID='SKYLIGHT 5' / WAREHOUSE SKYLIGHT
&HOLE XB= 71.25 67.5 66.79 67.7 8.1 9.5 DEVC_ID='SKYLIGHT 5' / WAREHOUSE SKYLIGHT
&DEVC ID='SKYLIGHT 5', XYZ=69.4, 63.4, 8.0, QUANTITY='TEMPERATURE', SETPOINT=150.0, INITIAL_STATE=.FALSE./
&HOLE XB= 71.25 67.5 71.34 72.25 8.1 9.5 DEVC_ID='SKYLIGHT 6' / WAREHOUSE SKYLIGHT
&HOLE XB= 71.25 67.5 74.46 75.37 8.1 9.5 DEVC_ID='SKYLIGHT 6' / WAREHOUSE SKYLIGHT
&HOLE XB= 71.25 67.5 79.01 79.92 8.1 9.5 DEVC_ID='SKYLIGHT 6' / WAREHOUSE SKYLIGHT
&HOLE XB= 71.25 67.5 82.13 83.04 8.1 9.5 DEVC_ID='SKYLIGHT 6' / WAREHOUSE SKYLIGHT
&DEVC ID='SKYLIGHT 6', XYZ=69.4, 77.1, 8.0, QUANTITY='TEMPERATURE', SETPOINT=150.0, INITIAL_STATE=.FALSE./

&HOLE XB= 45.08 41.33 48.33 49.24 8.1 9.5 DEVC_ID='SKYLIGHT 7' / WAREHOUSE SKYLIGHT
&HOLE XB= 45.08 41.33 51.45 52.36 8.1 9.5 DEVC_ID='SKYLIGHT 7' / WAREHOUSE SKYLIGHT
&HOLE XB= 45.08 41.33 56 56.91 8.1 9.5 DEVC_ID='SKYLIGHT 7' / WAREHOUSE SKYLIGHT
&DEVC ID='SKYLIGHT 7', XYZ=43.2, 52.6, 8.0, QUANTITY='TEMPERATURE', SETPOINT=150.0, INITIAL_STATE=.FALSE./
&HOLE XB= 45.08 41.33 59.12 60.03 8.1 9.5 DEVC_ID='SKYLIGHT 8' / WAREHOUSE SKYLIGHT
&HOLE XB= 45.08 41.33 63.67 64.58 8.1 9.5 DEVC_ID='SKYLIGHT 8' / WAREHOUSE SKYLIGHT
&HOLE XB= 45.08 41.33 66.79 67.7 8.1 9.5 DEVC_ID='SKYLIGHT 8' / WAREHOUSE SKYLIGHT
&DEVC ID='SKYLIGHT 8', XYZ=43.2, 63.4, 8.0, QUANTITY='TEMPERATURE', SETPOINT=150.0, INITIAL_STATE=.FALSE./
&HOLE XB= 45.08 41.33 71.34 72.25 8.1 9.5 DEVC_ID='SKYLIGHT 9' / WAREHOUSE SKYLIGHT
&HOLE XB= 45.08 41.33 74.46 75.37 8.1 9.5 DEVC_ID='SKYLIGHT 9' / WAREHOUSE SKYLIGHT
&HOLE XB= 45.08 41.33 79.01 79.92 8.1 9.5 DEVC_ID='SKYLIGHT 9' / WAREHOUSE SKYLIGHT
&HOLE XB= 45.08 41.33 82.13 83.04 8.1 9.5 DEVC_ID='SKYLIGHT 9' / WAREHOUSE SKYLIGHT
&DEVC ID='SKYLIGHT 9', XYZ=43.2, 77.1, 8.0, QUANTITY='TEMPERATURE', SETPOINT=150.0, INITIAL_STATE=.FALSE./

&HOLE XB= 48.83 52.58 48.33 49.24 8.1 9.5 DEVC_ID='SKYLIGHT 10' / WAREHOUSE SKYLIGHT
&HOLE XB= 48.83 52.58 51.45 52.36 8.1 9.5 DEVC_ID='SKYLIGHT 10' / WAREHOUSE SKYLIGHT
&HOLE XB= 48.83 52.58 56 56.91 8.1 9.5 DEVC_ID='SKYLIGHT 10' / WAREHOUSE SKYLIGHT
&DEVC ID='SKYLIGHT 10', XYZ=50.6, 52.6, 8.0, QUANTITY='TEMPERATURE', SETPOINT=150.0, INITIAL_STATE=.FALSE./
&HOLE XB= 48.83 52.58 59.12 60.03 8.1 9.5 DEVC_ID='SKYLIGHT 11' / WAREHOUSE SKYLIGHT
&HOLE XB= 48.83 52.58 63.67 64.58 8.1 9.5 DEVC_ID='SKYLIGHT 11' / WAREHOUSE SKYLIGHT
&HOLE XB= 48.83 52.58 66.79 67.7 8.1 9.5 DEVC_ID='SKYLIGHT 11' / WAREHOUSE SKYLIGHT
&DEVC ID='SKYLIGHT 11', XYZ=50.6, 63.4, 8.0, QUANTITY='TEMPERATURE', SETPOINT=150.0, INITIAL_STATE=.FALSE./
&HOLE XB= 48.83 52.58 71.34 72.25 8.1 9.5 DEVC_ID='SKYLIGHT 12' / WAREHOUSE SKYLIGHT
&HOLE XB= 48.83 52.58 74.46 75.37 8.1 9.5 DEVC_ID='SKYLIGHT 12' / WAREHOUSE SKYLIGHT

&HOLE XB= 48.83 52.58 79.01 79.92 8.1 9.5 DEVC_ID='SKYLIGHT 12' / WAREHOUSE SKYLIGHT
&HOLE XB= 48.83 52.58 82.13 83.04 8.1 9.5 DEVC_ID='SKYLIGHT 12' / WAREHOUSE SKYLIGHT
&DEVC ID='SKYLIGHT 12', XYZ=50.6, 77.1, 8.0, QUANTITY='TEMPERATURE', SETPOINT=150.0, INITIAL_STATE=.FALSE./

VENTS

&OBST XB= 47.17 67.43 46.92 48.05 0.88 1.25 SURF_ID='WOOD FLOOR' /
&OBST XB= 47.17 67.43 46.92 48.05 2.01 2.38 SURF_ID='WOOD FLOOR' /
&OBST XB= 47.17 67.43 46.92 48.05 3.13 3.51 SURF_ID='WOOD FLOOR' /
&OBST XB= 47.17 67.43 46.92 48.05 4.26 4.64 SURF_ID='WOOD FLOOR' /
&OBST XB= 47.17 67.43 46.92 48.05 5.39 5.77 SURF_ID='WOOD FLOOR' /
&OBST XB= 47.17 67.43 46.92 48.05 6.51 6.89 SURF_ID='WOOD FLOOR' /

&OBST XB= 37.8 38.9 51.05 83.3 0.88 1.25 SURF_ID='WOOD FLOOR' /
&OBST XB= 41.55 44.17 51.05 83.3 0.88 1.25 SURF_ID='WOOD FLOOR' /
&OBST XB= 46.05 48.67 51.05 83.3 0.88 1.25 SURF_ID='WOOD FLOOR' /
&OBST XB= 50.55 53.17 51.05 83.3 0.88 1.25 SURF_ID='WOOD FLOOR' /
&OBST XB= 55.05 57.67 51.05 83.3 0.88 1.25 SURF_ID='WOOD FLOOR' /
&OBST XB= 59.55 62.17 51.05 83.3 0.88 1.25 SURF_ID='WOOD FLOOR' /
&OBST XB= 64.05 66.67 51.05 83.3 0.88 1.25 SURF_ID='WOOD FLOOR' /
&OBST XB= 68.55 71.17 51.05 83.3 0.88 1.25 SURF_ID='WOOD FLOOR' /
&OBST XB= 73.05 74.17 51.05 83.3 0.88 1.25 SURF_ID='WOOD FLOOR' /
&OBST XB= 41.55 73.8 84.43 85.55 0.88 1.25 SURF_ID='WOOD FLOOR' /

&OBST XB= 37.8 38.9 51.05 83.3 2.01 2.38 SURF_ID='WOOD FLOOR' /
&OBST XB= 41.55 44.17 51.05 83.3 2.01 2.38 SURF_ID='WOOD FLOOR' /
&OBST XB= 46.05 48.67 51.05 83.3 2.01 2.38 SURF_ID='WOOD FLOOR' /
&OBST XB= 50.55 53.17 51.05 83.3 2.01 2.38 SURF_ID='WOOD FLOOR' /
&OBST XB= 55.05 57.67 51.05 83.3 2.01 2.38 SURF_ID='WOOD FLOOR' /
&OBST XB= 59.55 62.17 51.05 83.3 2.01 2.38 SURF_ID='WOOD FLOOR' /
&OBST XB= 64.05 66.67 51.05 83.3 2.01 2.38 SURF_ID='WOOD FLOOR' /
&OBST XB= 68.55 71.17 51.05 83.3 2.01 2.38 SURF_ID='WOOD FLOOR' /
&OBST XB= 73.05 74.17 51.05 83.3 2.01 2.38 SURF_ID='WOOD FLOOR' /
&OBST XB= 41.55 73.8 84.43 85.55 2.01 2.38 SURF_ID='WOOD FLOOR' /

&OBST XB= 37.8 38.9 51.05 83.3 3.13 3.51 SURF_ID='WOOD FLOOR' /
&OBST XB= 41.55 44.17 51.05 83.3 3.13 3.51 SURF_ID='WOOD FLOOR' /
&OBST XB= 46.05 48.67 51.05 83.3 3.13 3.51 SURF_ID='WOOD FLOOR' /
&OBST XB= 50.55 53.17 51.05 83.3 3.13 3.51 SURF_ID='WOOD FLOOR' /
&OBST XB= 55.05 57.67 51.05 83.3 3.13 3.51 SURF_ID='WOOD FLOOR' /
&OBST XB= 59.55 62.17 51.05 83.3 3.13 3.51 SURF_ID='WOOD FLOOR' /
&OBST XB= 64.05 66.67 51.05 83.3 3.13 3.51 SURF_ID='WOOD FLOOR' /
&OBST XB= 68.55 71.17 51.05 83.3 3.13 3.51 SURF_ID='WOOD FLOOR' /
&OBST XB= 73.05 74.17 51.05 83.3 3.13 3.51 SURF_ID='WOOD FLOOR' /
&OBST XB= 41.55 73.8 84.43 85.55 3.13 3.51 SURF_ID='WOOD FLOOR' /

&OBST XB= 37.8 38.9 51.05 83.3 4.26 4.64 SURF_ID='WOOD FLOOR' /
&OBST XB= 41.55 44.17 51.05 83.3 4.26 4.64 SURF_ID='WOOD FLOOR' /
&OBST XB= 46.05 48.67 51.05 83.3 4.26 4.64 SURF_ID='WOOD FLOOR' /
&OBST XB= 50.55 53.17 51.05 83.3 4.26 4.64 SURF_ID='WOOD FLOOR' /
&OBST XB= 55.05 57.67 51.05 83.3 4.26 4.64 SURF_ID='WOOD FLOOR' /
&OBST XB= 59.55 62.17 51.05 83.3 4.26 4.64 SURF_ID='WOOD FLOOR' /
&OBST XB= 64.05 66.67 51.05 83.3 4.26 4.64 SURF_ID='WOOD FLOOR' /
&OBST XB= 68.55 71.17 51.05 83.3 4.26 4.64 SURF_ID='WOOD FLOOR' /
&OBST XB= 73.05 74.17 51.05 83.3 4.26 4.64 SURF_ID='WOOD FLOOR' /
&OBST XB= 41.55 73.8 84.43 85.55 4.26 4.64 SURF_ID='WOOD FLOOR' /

&OBST XB= 37.8 38.9 51.05 83.3 5.39 5.77 SURF_ID='WOOD FLOOR' /
&OBST XB= 41.55 44.17 51.05 83.3 5.39 5.77 SURF_ID='WOOD FLOOR' /
&OBST XB= 46.05 48.67 51.05 83.3 5.39 5.77 SURF_ID='WOOD FLOOR' /
&OBST XB= 50.55 53.17 51.05 83.3 5.39 5.77 SURF_ID='WOOD FLOOR' /
&OBST XB= 55.05 57.67 51.05 83.3 5.39 5.77 SURF_ID='WOOD FLOOR' /
&OBST XB= 59.55 62.17 51.05 83.3 5.39 5.77 SURF_ID='WOOD FLOOR' /
&OBST XB= 64.05 66.67 51.05 83.3 5.39 5.77 SURF_ID='WOOD FLOOR' /
&OBST XB= 68.55 71.17 51.05 83.3 5.39 5.77 SURF_ID='WOOD FLOOR' /
&OBST XB= 73.05 74.17 51.05 83.3 5.39 5.77 SURF_ID='WOOD FLOOR' /
&OBST XB= 41.55 73.8 84.43 85.55 5.39 5.77 SURF_ID='WOOD FLOOR' /

&OBST XB= 37.8 38.9 51.05 83.3 6.51 6.89 SURF_ID='WOOD FLOOR' /

```
&OBST XB= 41.55 44.17 51.05 83.3 6.51 6.89 SURF_ID='WOOD FLOOR' /
&OBST XB= 46.05 48.67 51.05 83.3 6.51 6.89 SURF_ID='WOOD FLOOR' /
&OBST XB= 50.55 53.17 51.05 83.3 6.51 6.89 SURF_ID='WOOD FLOOR' /
&OBST XB= 55.05 57.67 51.05 83.3 6.51 6.89 SURF_ID='WOOD FLOOR' /
&OBST XB= 59.55 62.17 51.05 83.3 6.51 6.89 SURF_ID='WOOD FLOOR' /
&OBST XB= 64.05 66.67 51.05 83.3 6.51 6.89 SURF_ID='WOOD FLOOR' /
&OBST XB= 68.55 71.17 51.05 83.3 6.51 6.89 SURF_ID='WOOD FLOOR' /
&OBST XB= 73.05 74.17 51.05 83.3 6.51 6.89 SURF_ID='WOOD FLOOR' /
&OBST XB= 41.55 73.8 84.43 85.55 6.51 6.89 SURF_ID='WOOD FLOOR' /

*****
LD SKYLIGHTS

&HOLE XB= 50.84 51.21 40.25 42.75 2.1 3.7 DEVC_ID='SKYLIGHT 13' / LD SKYLIGHT
&DEVC ID='SKYLIGHT 13', XYZ=51.0, 41.5, 2.8, QUANTITY='TEMPERATURE', SETPOINT=150.0, INITIAL_STATE=.FALSE. /

&HOLE XB= 54.08 54.45 40.25 42.75 2.1 3.7 DEVC_ID='SKYLIGHT 14' / LD SKYLIGHT
&DEVC ID='SKYLIGHT 14', XYZ=54.2, 41.5, 2.8, QUANTITY='TEMPERATURE', SETPOINT=150.0, INITIAL_STATE=.FALSE. /

&HOLE XB= 57.32 57.69 40.25 42.75 2.1 3.7 DEVC_ID='SKYLIGHT 15' / LD SKYLIGHT
&DEVC ID='SKYLIGHT 15', XYZ=57.5, 41.5, 2.8, QUANTITY='TEMPERATURE', SETPOINT=150.0, INITIAL_STATE=.FALSE. /

*****
ROOF

&HOLE XB= 47.17 47.91 24.04 33.0 3.88 5.09 DEVC_ID='ROOF_HOLE' / rear corner roof
&DEVC ID='ROOF_HOLE', XYZ=45.0,35.0,3.5, QUANTITY='TIME', SETPOINT=720.0, INITIAL_STATE=.FALSE. /

&HOLE XB= 41.55 43.4 29.3 34.2 2.4 3.51 DEVC_ID='CEILING TILES' / Ceiling tiles
&DEVC ID='CEILING TILES', XYZ=41.0,35.0,3.5, QUANTITY='TIME', SETPOINT=1000.0, INITIAL_STATE=.FALSE. /

&HOLE XB= 47.17 47.91 33.0 38.3 3.88 5.09 DEVC_ID='BIG_HOLE' / Big hole in PW rear corner
&DEVC ID='BIG_HOLE', XYZ=44.0,35.0,3.5, QUANTITY='TIME', SETPOINT=540.0, INITIAL_STATE=.FALSE. /

&HOLE XB= 46.05 47.17 24.04 38.8 3.88 5.09 DEVC_ID='BIG_HOLE2' / Big hole in PW rear corner
&DEVC ID='BIG_HOLE2', XYZ=44.0,36.0,3.5, QUANTITY='TIME', SETPOINT=900.0, INITIAL_STATE=.FALSE. /

&HOLE XB= 17.55 18.3 18.8 19.92 2.4 3.51 DEVC_ID='CEILING_HOLE_T1' /

&DEVC ID='CEILING_HOLE_T1', XYZ=17.925,19.36,3.5, QUANTITY='TEMPERATURE', SETPOINT=50.0, INITIAL_STATE=.FALSE. /

&HOLE XB= 28.42 29.17 18.8 19.92 2.4 3.51 DEVC_ID='CEILING_HOLE_T4' /

&DEVC ID='CEILING_HOLE_T4', XYZ=28.795,19.36,3.5, QUANTITY='TEMPERATURE', SETPOINT=50.0, INITIAL_STATE=.FALSE. /

&HOLE XB= 39.67 40.42 18.8 19.92 2.4 3.51 DEVC_ID='CEILING_HOLE_T7' /
&HOLE XB= 39.67 40.42 27.05 28.17 2.4 3.51 DEVC_ID='CEILING_HOLE_T10' /

&DEVC ID='CEILING_HOLE_T7', XYZ=40.045,19.36,3.5, QUANTITY='TEMPERATURE', SETPOINT=50.0, INITIAL_STATE=.FALSE. /
&DEVC ID='CEILING_HOLE_T10', XYZ=40.045,27.61,3.5, QUANTITY='TEMPERATURE', SETPOINT=50.0, INITIAL_STATE=.FALSE. /

&HOLE XB= 58.05 58.8 18.8 19.92 2.4 3.51 DEVC_ID='CEILING_HOLE_T11' /

&DEVC ID='CEILING_HOLE_T11', XYZ=58.425,19.36,3.5, QUANTITY='TEMPERATURE', SETPOINT=50.0, INITIAL_STATE=.FALSE. /

&OBST XB=37.58,75.0,46.25,86.3,8.7,9.3 SURF_ID='ROOF_WAREHOUSE' / WAREHOUSE ROOF

&OBST XB=29.8,34.29,40.37,51.25,3.07,3.38 SURF_ID='ROOF_WORKSHOP' / WORKSHOP ROOF
&OBST XB=34.2,37.58,46.25,51.25,3.07,3.38 SURF_ID='ROOF_WORKSHOP' / WORKSHOP ROOF
&OBST XB=34.2,37.58,39.0,46.25,3.07,3.38 SURF_ID='ROOF_WORKSHOP' / WORKSHOP ROOF
&OBST XB=37.28,40.1,39.0,46.25,3.14,3.68 SURF_ID='ROOF_WORKSHOP' / WORKSHOP ROOF
&OBST XB=39.9,43.27,39.0,46.25,3.68,3.98 SURF_ID='ROOF_WORKSHOP' / WORKSHOP ROOF

&OBST XB=43.27,47.1,39.0,46.85,3.68,3.98 SURF_ID='ROOF_BREEZEWAY' / BREEZEWAY ROOF
&OBST XB=43.10,46.8,45.8,46.9,3.51,3.88 SURF_ID='ROOF_BREEZEWAY' / BREEZEWAY ROOF SUPP

&OBST XB=48.15,51.15,-6.55,29.8,4.3,4.7 SURF_ID6='ROOF_RIGHT','ROOF_RIGHT','BLOCK
WALL','ROOF_RIGHT','ROOF_RIGHT','ROOF_RIGHT' / RIGHT SIDE ADDITION ROOF
&OBST XB=51.30,54.51,-6.55,29.8,4.15,4.45 SURF_ID6='ROOF_RIGHT','ROOF_RIGHT','BLOCK
WALL','ROOF_RIGHT','ROOF_RIGHT','ROOF_RIGHT' / RIGHT SIDE ADDITION ROOF
&OBST XB=54.30,60.6,-6.55,29.8,3.885,4.26 SURF_ID6='ROOF_RIGHT','ROOF_RIGHT','BLOCK
WALL','ROOF_RIGHT','ROOF_RIGHT','ROOF_RIGHT' / RIGHT SIDE ADDITION ROOF
```

```
&OBST XB=57.00,60.15,-6.55,29.8,3.85,4.0 SURF_ID6='ROOF_RIGHT','ROOF_RIGHT','BLOCK
WALL','ROOF_RIGHT','ROOF_RIGHT','ROOF_RIGHT' / RIGHT SIDE ADDITION ROOF
&OBST XB=60.30,63.15,-6.55,29.8,3.51,4.0 SURF_ID6='ROOF_RIGHT','ROOF_RIGHT','BLOCK
WALL','ROOF_RIGHT','ROOF_RIGHT','ROOF_RIGHT' / RIGHT SIDE ADDITION ROOF
&OBST XB=63.30,66.30,-6.55,29.8,3.54,4.0 SURF_ID6='ROOF_RIGHT','ROOF_RIGHT','BLOCK
WALL','ROOF_RIGHT','ROOF_RIGHT','ROOF_RIGHT' / RIGHT SIDE ADDITION ROOF

&OBST XB=6.3,9.5,-6.55,29.3,4.3,4.7 SURF_ID6='ROOF_LEFT','ROOF_LEFT','BLOCK
WALL','ROOF_LEFT','ROOF_LEFT','ROOF_LEFT' / LEFT SIDE ADDITION ROOF
&OBST XB=2.97,6.45,-6.55,29.3,4.15,4.64 SURF_ID6='ROOF_LEFT','ROOF_LEFT','BLOCK
WALL','ROOF_LEFT','ROOF_LEFT','ROOF_LEFT' / LEFT SIDE ADDITION ROOF
&OBST XB=0.3,3.68,-6.55,29.3,4.0,4.25 SURF_ID6='ROOF_LEFT','ROOF_LEFT','BLOCK
WALL','ROOF_LEFT','ROOF_LEFT','ROOF_LEFT' / LEFT SIDE ADDITION ROOF
&OBST XB=-2.97,0.45,-6.55,29.3,3.85,4.26 SURF_ID6='ROOF_LEFT','ROOF_LEFT','BLOCK
WALL','ROOF_LEFT','ROOF_LEFT','ROOF_LEFT' / LEFT SIDE ADDITION ROOF
&OBST XB=-5.7,-2.55,-6.55,29.3,3.5,3.85 SURF_ID6='ROOF_LEFT','ROOF_LEFT','BLOCK
WALL','ROOF_LEFT','ROOF_LEFT','ROOF_LEFT' / LEFT SIDE ADDITION ROOF
&OBST XB=-8.7,-5.55,-6.55,29.3,3.54,3.7 SURF_ID6='ROOF_LEFT','ROOF_LEFT','BLOCK
WALL','ROOF_LEFT','ROOF_LEFT','ROOF_LEFT' / LEFT SIDE ADDITION ROOF

&OBST XB=9.3,48.41,-6.55,32.9,4.29,4.7 SURF_ID6='ROOF_MAIN','ROOF_MAIN','BLOCK
WALL','ROOF_MAIN','ROOF_MAIN','ROOF_MAIN' / MAIN ROOF
&OBST XB=34.2,48.41,32.9,39.0,4.3,4.7 SURF_ID='ROOF_MAIN' / MAIN ROOF REAR

&HOLE XB= 48.67 49.4 28.92 30.04 3.13 3.88 DEVC_ID='TIMER_REAR_RIGHT_HOLE' / hole in rear of right
side addition
&DEVC ID='TIMER_REAR_RIGHT_HOLE', XYZ=49.0,29.0,3.5, QUANTITY='TIME', SETPOINT=270.0, INITIAL_STATE=.FALSE. /

&OBST XB=48.0,51.15,29.25,29.8,2.4,4.3 SURF_ID6='BLOCK WALL','BLOCK WALL','GB','BLOCK WALL','BLOCK WALL','BLOCK
WALL' / RIGHT REAR EXTERIOR WALL 1
&OBST XB=51.15,54.15,29.25,29.8,2.4,4.15 SURF_ID6='BLOCK WALL','BLOCK WALL','GB','BLOCK WALL','BLOCK WALL','BLOCK
WALL' / RIGHT REAR EXTERIOR WALL 2
&OBST XB=54.15,57.15,29.25,29.8,2.4,4.0 SURF_ID6='BLOCK WALL','BLOCK WALL','GB','BLOCK WALL','BLOCK WALL','BLOCK
WALL' / RIGHT REAR EXTERIOR WALL 3
&OBST XB=57.15,60.15,29.25,29.8,2.4,3.85 SURF_ID6='BLOCK WALL','BLOCK WALL','GB','BLOCK WALL','BLOCK WALL','BLOCK
WALL' / RIGHT REAR EXTERIOR WALL 4
&OBST XB=60.15,63.15,29.25,29.8,2.4,3.69 SURF_ID6='BLOCK WALL','BLOCK WALL','GB','BLOCK WALL','BLOCK WALL','BLOCK
WALL' / RIGHT REAR EXTERIOR WALL 5
&OBST XB=63.15,66.15,29.25,29.8,2.4,3.54 SURF_ID6='BLOCK WALL','BLOCK WALL','GB','BLOCK WALL','BLOCK WALL','BLOCK
WALL' / RIGHT REAR EXTERIOR WALL 6

&OBST XB=48.15,51.15,-6.54,-6.39,2.4,4.3 SURF_ID6='BLOCK WALL','BLOCK WALL','BLOCK WALL','GB','BLOCK WALL','BLOCK
WALL' / RIGHT FRONT EXTERIOR WALL 1
&OBST XB=51.15,54.15,-6.54,-6.39,2.4,4.15 SURF_ID6='BLOCK WALL','BLOCK WALL','BLOCK WALL','GB','BLOCK WALL','BLOCK
WALL' / RIGHT FRONT EXTERIOR WALL 2
&OBST XB=54.15,57.15,-6.54,-6.39,2.4,4.0 SURF_ID6='BLOCK WALL','BLOCK WALL','BLOCK WALL','GB','BLOCK WALL','BLOCK
WALL' / RIGHT FRONT EXTERIOR WALL 3
&OBST XB=57.15,60.15,-6.54,-6.39,2.4,3.85 SURF_ID6='BLOCK WALL','BLOCK WALL','BLOCK WALL','GB','BLOCK WALL','BLOCK
WALL' / RIGHT FRONT EXTERIOR WALL 4
&OBST XB=60.15,63.15,-6.54,-6.39,2.4,3.69 SURF_ID6='BLOCK WALL','BLOCK WALL','BLOCK WALL','GB','BLOCK WALL','BLOCK
WALL' / RIGHT FRONT EXTERIOR WALL 5
&OBST XB=63.15,66.15,-6.54,-6.39,2.4,3.54 SURF_ID6='BLOCK WALL','BLOCK WALL','BLOCK WALL','GB','BLOCK WALL','BLOCK
WALL' / RIGHT FRONT EXTERIOR WALL 6

&OBST XB=-8.7,-5.53,28.95,29.3,2.41,3.5 SURF_ID6='BLOCK WALL','BLOCK WALL','GB','BLOCK WALL','BLOCK WALL','BLOCK
WALL' / LEFT REAR EXTERIOR WALL 1
&OBST XB=-5.53,-2.6,28.95,29.3,2.41,3.65 SURF_ID6='BLOCK WALL','BLOCK WALL','GB','BLOCK WALL','BLOCK WALL','BLOCK
WALL' / LEFT REAR EXTERIOR WALL 2
&OBST XB=-2.6,0.4,28.95,29.3,2.41,3.82 SURF_ID6='BLOCK WALL','BLOCK WALL','GB','BLOCK WALL','BLOCK WALL','BLOCK
WALL' / LEFT REAR EXTERIOR WALL 3
&OBST XB=0.4,3.5,28.95,29.3,2.41,3.98 SURF_ID6='BLOCK WALL','BLOCK WALL','GB','BLOCK WALL','BLOCK WALL','BLOCK
WALL' / LEFT REAR EXTERIOR WALL 4
&OBST XB=3.5,6.5,28.95,29.3,2.41,4.13 SURF_ID6='BLOCK WALL','BLOCK WALL','GB','BLOCK WALL','BLOCK WALL','BLOCK
WALL' / LEFT REAR EXTERIOR WALL 5
&OBST XB=6.5,9.3,28.95,29.3,2.41,4.29 SURF_ID6='BLOCK WALL','BLOCK WALL','GB','BLOCK WALL','BLOCK WALL','BLOCK
WALL' / LEFT REAR EXTERIOR WALL 6

&OBST XB=-8.7,-5.53,-6.55,-6.4,2.41,3.5 SURF_ID6='BLOCK WALL','BLOCK WALL','BLOCK WALL','GB','BLOCK WALL','BLOCK
WALL' / LEFT FRONT EXTERIOR WALL 1
&OBST XB=-5.53,-2.6,-6.55,-6.4,2.41,3.65 SURF_ID6='BLOCK WALL','BLOCK WALL','BLOCK WALL','GB','BLOCK WALL','BLOCK
WALL' / LEFT FRONT EXTERIOR WALL 2
&OBST XB=-2.6,0.4,-6.55,-6.4,2.41,3.82 SURF_ID6='BLOCK WALL','BLOCK WALL','BLOCK WALL','GB','BLOCK WALL','BLOCK
WALL' / LEFT FRONT EXTERIOR WALL 3
```


&OBST XB=0.4,3.5,-6.55,-6.4,2.41,3.98 SURF_ID6='BLOCK WALL','BLOCK WALL','BLOCK WALL','GB','BLOCK WALL','BLOCK WALL' / LEFT FRONT EXTERIOR WALL 4
&OBST XB=3.5,6.5,-6.55,-6.4,2.41,4.13 SURF_ID6='BLOCK WALL','BLOCK WALL','BLOCK WALL','GB','BLOCK WALL','BLOCK WALL' / LEFT FRONT EXTERIOR WALL 5
&OBST XB=6.5,9.15,-6.55,-6.4,2.41,4.29 SURF_ID6='BLOCK WALL','BLOCK WALL','BLOCK WALL','GB','BLOCK WALL','BLOCK WALL' / LEFT FRONT EXTERIOR WALL 6

&OBST XB=47.1,61.4,44.1,46.25,3.0,3.51 SURF_ID='ROOF_LD', DEVC_ID='TIMER LD ROOF' / LD REAR ROOF 1
&OBST XB=47.1,61.4,42.65,44.33,2.85,3.3 SURF_ID='ROOF_LD', DEVC_ID='TIMER LD ROOF' / LD REAR ROOF 2
&OBST XB=47.8,61.4,40.85,42.9,2.7,3.3 SURF_ID='ROOF_LD', DEVC_ID='TIMER LD ROOF' / LD REAR ROOF 3
&OBST XB=47.8,61.4,39.0,41.0,2.55,2.9 SURF_ID='ROOF_LD' /, DEVC_ID='TIMER LD ROOF' / LD REAR ROOF 4
&OBST XB=48.0,61.4,37.34,39.25,2.55,2.9 SURF_ID='ROOF_LD', DEVC_ID='TIMER LD ROOF' / LD REAR ROOF 5

&OBST XB=54.1 61.0 37.3 38.0 2.5 3.13 SURF_ID='SHEET_METAL' DEVC_ID='TIMER LD 1' / LD MID WALL 1
&OBST XB=48.4 54.1 37.3 38.0 2.5 3.51 SURF_ID='SHEET_METAL' DEVC_ID='TIMER LD 2' / LD MID WALL 2
&DEVC ID='TIMER LD 1',XYZ=57,37.2,2.5, QUANTITY='TIME', SETPOINT=10000.0, INITIAL_STATE=.TRUE./
&DEVC ID='TIMER LD 2',XYZ=51,37.2,2.5, QUANTITY='TIME', SETPOINT=10000.0, INITIAL_STATE=.TRUE./

&OBST XB=54.1 61.0 37.3 38.0 3.13 3.67 SURF_ID='SHEET_METAL' DEVC_ID='TIMER LD 1A' / LD MID WALL 1
&OBST XB=48.4 54.1 37.3 38.0 3.51 3.75 SURF_ID='SHEET_METAL' DEVC_ID='TIMER LD 2A' / LD MID WALL 2
&DEVC ID='TIMER LD 1A',XYZ=57,37.2,3.1, QUANTITY='TIME', SETPOINT=1.0, INITIAL_STATE=.TRUE./
&DEVC ID='TIMER LD 2A',XYZ=51,37.2,3.5, QUANTITY='TIME', SETPOINT=1.0, INITIAL_STATE=.TRUE./

&OBST XB=61.05,61.4,42.86,44.33,2.41,2.89, SURF_ID='SHEET_METAL' / LD REAR UPPER WALL 1
&OBST XB=61.05,61.4,40.96,42.86,2.41,2.73, SURF_ID='SHEET_METAL' / LD REAR UPPER WALL 2
&OBST XB=61.05,61.4,39.19,40.96,2.41,2.57, SURF_ID='SHEET_METAL' / LD REAR UPPER WALL 3

&OBST XB=47.8,48.4,40.8,42.86,0.07,2.89, SURF_ID='SHEET_METAL' / LD REAR UPPER WALL 4
&OBST XB=47.8,48.4,39.04,40.96,0.07,2.73, SURF_ID='SHEET_METAL' / LD REAR UPPER WALL 5
&OBST XB=47.1,48.15,42.72,42.86,0.07,3.043, SURF_ID='SHEET_METAL' / LD REAR UPPER WALL 6

&OBST XB=48.41,54.51,29.33,37.87,3.98,4.13 SURF_ID='ROOF_LD',DEVC_ID='TIMER LD 3' / LD FRONT ROOF 2
&OBST XB=53.7,61.0,29.33,37.87,3.67,3.98 SURF_ID='ROOF_LD' /,DEVC_ID='TIMER LD 3' / LD FRONT ROOF 4
&HOLE XB=48.3 49.8 33.4 37.9 3.5 4.5 DEVC_ID='TIMER LD 3' / Hole in high side of LD rear roof
&DEVC ID='TIMER LD 3',XYZ=53,35,2.1, QUANTITY='TIME', SETPOINT=1000.0, INITIAL_STATE=.FALSE./

&OBST XB=18.45,29.4,32.87,33.87,3.14,3.65 SURF_ID='ROOF_REAR' / REAR ROOM ROOF 1
&OBST XB=18.45,29.4,33.72,35.3,3.14,3.5 SURF_ID='ROOF_REAR' / REAR ROOM ROOF 2

&OBST XB=18.45,18.6,32.87,33.75,3.2,3.5 SURF_ID6='BLOCK WALL','GB','BLOCK WALL','BLOCK WALL','BLOCK WALL','BLOCK WALL' / REAR ROOM UPPER WALL 1
&OBST XB=18.45,18.6,33.75,34.75,3.2,3.35 SURF_ID6='BLOCK WALL','GB','BLOCK WALL','BLOCK WALL','BLOCK WALL','BLOCK WALL' / REAR ROOM UPPER WALL 2
&OBST XB=29.25,29.4,32.87,33.75,3.2,3.5 SURF_ID6='GB','BLOCK WALL','BLOCK WALL','BLOCK WALL','BLOCK WALL','BLOCK WALL' / REAR ROOM UPPER WALL 3
&OBST XB=29.25,29.4,33.75,34.75,3.2,3.35 SURF_ID6='GB','BLOCK WALL','BLOCK WALL','BLOCK WALL','BLOCK WALL','BLOCK WALL' / REAR ROOM UPPER WALL 4

&OBST XB=29.4,34.2375,32.9144,35.07,2.39,2.85 SURF_ID='ROOF_REAR_FLAT' / REAR ROOM FLAT ROOF

Store Front

&OBST XB= -8.7, 66.3, -8.2, -6.7, 2.76, 3.13, SURF_ID='BLOCK WALL' / OVERHANG
&OBST XB= -8.7, 66.3, -6.7, -6.32, 3.51, 5.76, SURF_ID='BLOCK WALL' / PARAPET

Output

&SLCF PBX=49.4, QUANTITY='TEMPERATURE' /
&SLCF PBX=45.2, QUANTITY='TEMPERATURE' /
&SLCF PBX=30.3, QUANTITY='TEMPERATURE' /
&SLCF PBX=27.0, QUANTITY='TEMPERATURE' /

&SLCF PBY=-2.8, QUANTITY='TEMPERATURE' /
&SLCF PBY=8.4, QUANTITY='TEMPERATURE' /
&SLCF PBY=30.55, QUANTITY='TEMPERATURE' /
&SLCF PBY=35.3, QUANTITY='TEMPERATURE' /

&SLCF PBZ=3.51, QUANTITY='TEMPERATURE' /
&SLCF PBZ=1.63, QUANTITY='TEMPERATURE' /

&SLCF PBX=49.4, QUANTITY='VELOCITY', VECTOR=.TRUE. /

&SLCF PBX=45.2, QUANTITY='VELOCITY', VECTOR=.TRUE. /
&SLCF PBX=30.3, QUANTITY='VELOCITY', VECTOR=.TRUE. /
&SLCF PBX=27.0, QUANTITY='VELOCITY', VECTOR=.TRUE. /

&SLCF PBY=-2.8, QUANTITY='VELOCITY', VECTOR=.TRUE. /
&SLCF PBY=8.4, QUANTITY='VELOCITY', VECTOR=.TRUE. /
&SLCF PBY=30.55, QUANTITY='VELOCITY', VECTOR=.TRUE. /
&SLCF PBY=35.3, QUANTITY='VELOCITY', VECTOR=.TRUE. /

&SLCF PBZ=3.51, QUANTITY='VELOCITY', VECTOR=.TRUE. /
&SLCF PBZ=1.63, QUANTITY='VELOCITY', VECTOR=.TRUE. /

&SLCF PBX=49.4, QUANTITY='oxygen' /
&SLCF PBX=45.2, QUANTITY='oxygen' /
&SLCF PBX=30.3, QUANTITY='oxygen' /
&SLCF PBX=27.0, QUANTITY='oxygen' /

&SLCF PBY=-2.8, QUANTITY='oxygen' /
&SLCF PBY=8.4, QUANTITY='oxygen' /
&SLCF PBY=30.55, QUANTITY='oxygen' /
&SLCF PBY=35.3, QUANTITY='oxygen' /

&SLCF PBZ=3.51, QUANTITY='oxygen' /
&SLCF PBZ=1.63, QUANTITY='oxygen' /

&SLCF PBX=40.4, QUANTITY='TEMPERATURE' /
&SLCF PBX=40.4, QUANTITY='oxygen' /
&SLCF PBX=40.4, QUANTITY='VELOCITY', VECTOR=.TRUE. /

&SLCF PBX=42.3, QUANTITY='TEMPERATURE' /
&SLCF PBX=42.3, QUANTITY='oxygen' /
&SLCF PBX=42.3, QUANTITY='VELOCITY', VECTOR=.TRUE. /

&SLCF PBX=38.17, QUANTITY='TEMPERATURE' /
&SLCF PBX=38.17, QUANTITY='oxygen' /
&SLCF PBX=38.17, QUANTITY='VELOCITY', VECTOR=.TRUE. /

&SLCF PBX=19.05, QUANTITY='TEMPERATURE' /
&SLCF PBX=19.05, QUANTITY='oxygen' /
&SLCF PBX=19.05, QUANTITY='VELOCITY', VECTOR=.TRUE. /

&SLCF PBX=0.3, QUANTITY='TEMPERATURE' /
&SLCF PBX=0.3, QUANTITY='oxygen' /
&SLCF PBX=0.3, QUANTITY='VELOCITY', VECTOR=.TRUE. /

&SLCF PBX=50.9, QUANTITY='TEMPERATURE' /
&SLCF PBX=50.9, QUANTITY='oxygen' /
&SLCF PBX=50.9, QUANTITY='VELOCITY', VECTOR=.TRUE. /

&SLCF PBX=57.3, QUANTITY='TEMPERATURE' /
&SLCF PBX=57.3, QUANTITY='oxygen' /
&SLCF PBX=57.3, QUANTITY='VELOCITY', VECTOR=.TRUE. /

&SLCF PBX=63.7, QUANTITY='TEMPERATURE' /
&SLCF PBX=63.7, QUANTITY='oxygen' /
&SLCF PBX=63.7, QUANTITY='VELOCITY', VECTOR=.TRUE. /

&SLCF PBY=20.3, QUANTITY='TEMPERATURE' /
&SLCF PBY=20.3, QUANTITY='oxygen' /
&SLCF PBY=20.3, QUANTITY='VELOCITY', VECTOR=.TRUE. /

&SLCF PBY=45.05, QUANTITY='TEMPERATURE' /
&SLCF PBY=45.05, QUANTITY='oxygen' /
&SLCF PBY=45.05, QUANTITY='VELOCITY', VECTOR=.TRUE. /

&SLCF PBY=49.17, QUANTITY='TEMPERATURE' /
&SLCF PBY=49.17, QUANTITY='oxygen' /
&SLCF PBY=49.17, QUANTITY='VELOCITY', VECTOR=.TRUE. /

&SLCF PBY=39.8, QUANTITY='TEMPERATURE' /
&SLCF PBY=39.8, QUANTITY='oxygen' /
&SLCF PBY=39.8, QUANTITY='VELOCITY', VECTOR=.TRUE. /

&SLCF PBY=67.18, QUANTITY='TEMPERATURE' /
&SLCF PBY=67.18, QUANTITY='oxygen' /
&SLCF PBY=67.18, QUANTITY='VELOCITY', VECTOR=.TRUE. /

&SLCF PBZ=84.05, QUANTITY='TEMPERATURE' /
&SLCF PBZ=84.05, QUANTITY='oxygen' /
&SLCF PBZ=84.05, QUANTITY='VELOCITY', VECTOR=.TRUE. /

&SLCF PBZ=0.50, QUANTITY='TEMPERATURE' /
&SLCF PBZ=0.50, QUANTITY='oxygen' /
&SLCF PBZ=0.50, QUANTITY='VELOCITY', VECTOR=.TRUE. /

&SLCF PBZ=2.38, QUANTITY='TEMPERATURE' /
&SLCF PBZ=2.38, QUANTITY='oxygen' /
&SLCF PBZ=2.38, QUANTITY='VELOCITY', VECTOR=.TRUE. /

&SLCF PBZ=3.13, QUANTITY='TEMPERATURE' /
&SLCF PBZ=3.13, QUANTITY='oxygen' /
&SLCF PBZ=3.13, QUANTITY='VELOCITY', VECTOR=.TRUE. /

&SLCF PBZ=0.88, QUANTITY='TEMPERATURE' /
&SLCF PBZ=0.88, QUANTITY='oxygen' /
&SLCF PBZ=0.88, QUANTITY='VELOCITY', VECTOR=.TRUE. /

&SLCF PBZ=8.39, QUANTITY='TEMPERATURE' /
&SLCF PBZ=8.39, QUANTITY='oxygen' /
&SLCF PBZ=8.39, QUANTITY='VELOCITY', VECTOR=.TRUE. /

&DEVC XYZ= 58.4 -2.95 0.44 QUANTITY='TEMPERATURE' / West Addition Front 1 ft
&DEVC XYZ= 58.4 -2.95 1.05 QUANTITY='TEMPERATURE' / West Addition Front 3 ft
&DEVC XYZ= 58.4 -2.95 1.66 QUANTITY='TEMPERATURE' / West Addition Front 5 ft
&DEVC XYZ= 58.4 -2.95 2.27 QUANTITY='TEMPERATURE' / West Addition Front 7 ft

&DEVC XYZ= 58.4 8.3 0.44 QUANTITY='TEMPERATURE' / West Addition Mid 1 ft
&DEVC XYZ= 58.4 8.3 1.05 QUANTITY='TEMPERATURE' / West Addition Mid 3 ft
&DEVC XYZ= 58.4 8.3 1.66 QUANTITY='TEMPERATURE' / West Addition Mid 5 ft
&DEVC XYZ= 58.4 8.3 2.27 QUANTITY='TEMPERATURE' / West Addition Mid 7 ft

&DEVC XYZ= 58.4 23.67 0.44 QUANTITY='TEMPERATURE' / West Addition Rear 1 ft
&DEVC XYZ= 58.4 23.67 1.05 QUANTITY='TEMPERATURE' / West Addition Rear 3 ft
&DEVC XYZ= 58.4 23.67 1.66 QUANTITY='TEMPERATURE' / West Addition Rear 5 ft
&DEVC XYZ= 58.4 23.67 2.27 QUANTITY='TEMPERATURE' / West Addition Rear 7 ft

&DEVC XYZ= 0.68 -2.95 0.44 QUANTITY='TEMPERATURE' / East Addition Front 1 ft
&DEVC XYZ= 0.68 -2.95 1.05 QUANTITY='TEMPERATURE' / East Addition Front 3 ft
&DEVC XYZ= 0.68 -2.95 1.66 QUANTITY='TEMPERATURE' / East Addition Front 5 ft
&DEVC XYZ= 0.68 -2.95 2.27 QUANTITY='TEMPERATURE' / East Addition Front 7 ft

&DEVC XYZ= 1.05 8.3 0.44 QUANTITY='TEMPERATURE' / East Addition Mid 1 ft
&DEVC XYZ= 1.05 8.3 1.05 QUANTITY='TEMPERATURE' / East Addition Mid 3 ft
&DEVC XYZ= 1.05 8.3 1.66 QUANTITY='TEMPERATURE' / East Addition Mid 5 ft
&DEVC XYZ= 1.05 8.3 2.27 QUANTITY='TEMPERATURE' / East Addition Mid 7 ft

&DEVC XYZ= 0.68 20.3 0.44 QUANTITY='TEMPERATURE' / East Addition Rear 1 ft
&DEVC XYZ= 0.68 20.3 1.05 QUANTITY='TEMPERATURE' / East Addition Rear 3 ft
&DEVC XYZ= 0.68 20.3 1.66 QUANTITY='TEMPERATURE' / East Addition Rear 5 ft
&DEVC XYZ= 0.68 20.3 2.27 QUANTITY='TEMPERATURE' / East Addition Rear 7 ft

&DEVC XYZ= 40.05 -2.95 0.44 QUANTITY='TEMPERATURE' / Main Showroom West Front 1 ft
&DEVC XYZ= 40.05 -2.95 1.05 QUANTITY='TEMPERATURE' / Main Showroom West Front 3 ft
&DEVC XYZ= 40.05 -2.95 1.66 QUANTITY='TEMPERATURE' / Main Showroom West Front 5 ft
&DEVC XYZ= 40.05 -2.95 2.27 QUANTITY='TEMPERATURE' / Main Showroom West Front 7 ft

&DEVC XYZ= 40.05 8.3 0.44 QUANTITY='TEMPERATURE' / Main Showroom West Mid 1 ft
&DEVC XYZ= 40.05 8.3 1.05 QUANTITY='TEMPERATURE' / Main Showroom West Mid 3 ft
&DEVC XYZ= 40.05 8.3 1.66 QUANTITY='TEMPERATURE' / Main Showroom West Mid 5 ft
&DEVC XYZ= 40.05 8.3 2.27 QUANTITY='TEMPERATURE' / Main Showroom West Mid 7 ft

&DEVC XYZ= 38.17 23.67 0.44 QUANTITY='TEMPERATURE' / Main Showroom West Rear 1 ft
&DEVC XYZ= 38.17 23.67 1.05 QUANTITY='TEMPERATURE' / Main Showroom West Rear 3 ft
&DEVC XYZ= 38.17 23.67 1.66 QUANTITY='TEMPERATURE' / Main Showroom West Rear 5 ft
&DEVC XYZ= 38.17 23.67 2.27 QUANTITY='TEMPERATURE' / Main Showroom West Rear 7 ft

&DEVC XYZ= 38.17 32.7 0.44 QUANTITY='TEMPERATURE' / Main Showroom West Rear 2 1 ft
&DEVC XYZ= 38.17 32.7 1.05 QUANTITY='TEMPERATURE' / Main Showroom West Rear 2 3 ft
&DEVC XYZ= 38.17 32.7 1.66 QUANTITY='TEMPERATURE' / Main Showroom West Rear 2 5 ft
&DEVC XYZ= 38.17 32.7 2.27 QUANTITY='TEMPERATURE' / Main Showroom West Rear 2 7 ft

&DEVC XYZ= 28.8 -2.95 0.44 QUANTITY='TEMPERATURE' / Main Showroom Ctr Front 1 ft
&DEVC XYZ= 28.8 -2.95 1.05 QUANTITY='TEMPERATURE' / Main Showroom Ctr Front 3 ft

&DEVC XYZ= 28.8 -2.95 1.66 QUANTITY='TEMPERATURE' / Main Showroom Ctr Front 5 ft
&DEVC XYZ= 28.8 -2.95 2.27 QUANTITY='TEMPERATURE' / Main Showroom Ctr Front 7 ft

&DEVC XYZ= 28.8 8.3 0.44 QUANTITY='TEMPERATURE' / Main Showroom Ctr Mid 1 ft
&DEVC XYZ= 28.8 8.3 1.05 QUANTITY='TEMPERATURE' / Main Showroom Ctr Mid 3 ft
&DEVC XYZ= 28.8 8.3 1.66 QUANTITY='TEMPERATURE' / Main Showroom Ctr Mid 5 ft
&DEVC XYZ= 28.8 8.3 2.27 QUANTITY='TEMPERATURE' / Main Showroom Ctr Mid 7 ft

&DEVC XYZ= 28.8 23.67 0.44 QUANTITY='TEMPERATURE' / Main Showroom Ctr Rear 1 ft
&DEVC XYZ= 28.8 23.67 1.05 QUANTITY='TEMPERATURE' / Main Showroom Ctr Rear 3 ft
&DEVC XYZ= 28.8 23.67 1.66 QUANTITY='TEMPERATURE' / Main Showroom Ctr Rear 5 ft
&DEVC XYZ= 28.8 23.67 2.27 QUANTITY='TEMPERATURE' / Main Showroom Ctr Rear 7 ft

&DEVC XYZ= 17.92 -2.95 0.44 QUANTITY='TEMPERATURE' / Main Showroom East Front 1 ft
&DEVC XYZ= 17.92 -2.95 1.05 QUANTITY='TEMPERATURE' / Main Showroom East Front 3 ft
&DEVC XYZ= 17.92 -2.95 1.66 QUANTITY='TEMPERATURE' / Main Showroom East Front 5 ft
&DEVC XYZ= 17.92 -2.95 2.27 QUANTITY='TEMPERATURE' / Main Showroom East Front 7 ft

&DEVC XYZ= 17.92 8.3 0.44 QUANTITY='TEMPERATURE' / Main Showroom East Mid 1 ft
&DEVC XYZ= 17.92 8.3 1.05 QUANTITY='TEMPERATURE' / Main Showroom East Mid 3 ft
&DEVC XYZ= 17.92 8.3 1.66 QUANTITY='TEMPERATURE' / Main Showroom East Mid 5 ft
&DEVC XYZ= 17.92 8.3 2.27 QUANTITY='TEMPERATURE' / Main Showroom East Mid 7 ft

&DEVC XYZ= 17.92 23.67 0.44 QUANTITY='TEMPERATURE' / Main Showroom East Rear 1 ft
&DEVC XYZ= 17.92 23.67 1.05 QUANTITY='TEMPERATURE' / Main Showroom East Rear 3 ft
&DEVC XYZ= 17.92 23.67 1.66 QUANTITY='TEMPERATURE' / Main Showroom East Rear 5 ft
&DEVC XYZ= 17.92 23.67 2.27 QUANTITY='TEMPERATURE' / Main Showroom East Rear 7 ft

&DEVC XYZ= 46.05 35.3 0.44 QUANTITY='TEMPERATURE' / Holding Room 1 ft
&DEVC XYZ= 46.05 35.3 1.05 QUANTITY='TEMPERATURE' / Holding Room 3 ft
&DEVC XYZ= 46.05 35.3 1.66 QUANTITY='TEMPERATURE' / Holding Room 5 ft
&DEVC XYZ= 46.05 35.3 2.27 QUANTITY='TEMPERATURE' / Holding Room 7 ft

&DEVC XYZ= 49.4 42.05 0.44 QUANTITY='TEMPERATURE' / LD Rear 1 ft
&DEVC XYZ= 49.4 42.05 1.05 QUANTITY='TEMPERATURE' / LD Rear 3 ft
&DEVC XYZ= 49.4 42.05 1.66 QUANTITY='TEMPERATURE' / LD Rear 5 ft
&DEVC XYZ= 49.4 42.05 2.27 QUANTITY='TEMPERATURE' / LD Rear 7 ft

&DEVC XYZ= 49.4 35.3 0.44 QUANTITY='TEMPERATURE' / LD Front 1 ft
&DEVC XYZ= 49.4 35.3 1.05 QUANTITY='TEMPERATURE' / LD Front 3 ft
&DEVC XYZ= 49.4 35.3 1.66 QUANTITY='TEMPERATURE' / LD Front 5 ft
&DEVC XYZ= 49.4 35.3 2.27 QUANTITY='TEMPERATURE' / LD Front 7 ft
&DEVC XYZ= 49.4 35.3 2.88 QUANTITY='TEMPERATURE' / LD Front 9 ft

&DEVC XYZ= 32.55 48.4 0.44 QUANTITY='TEMPERATURE' / L Room 1 ft
&DEVC XYZ= 32.55 48.4 1.05 QUANTITY='TEMPERATURE' / L Room 3 ft
&DEVC XYZ= 32.55 48.4 1.66 QUANTITY='TEMPERATURE' / L Room 5 ft
&DEVC XYZ= 32.55 48.4 2.27 QUANTITY='TEMPERATURE' / L Room 7 ft
&DEVC XYZ= 32.55 48.4 2.88 QUANTITY='TEMPERATURE' / L Room 9 ft

&DEVC XYZ= 38.9 42.4 0.44 QUANTITY='TEMPERATURE' / Workshop 1 ft
&DEVC XYZ= 38.9 42.4 1.05 QUANTITY='TEMPERATURE' / Workshop 3 ft
&DEVC XYZ= 38.9 42.4 1.66 QUANTITY='TEMPERATURE' / Workshop 5 ft
&DEVC XYZ= 38.9 42.4 2.27 QUANTITY='TEMPERATURE' / Workshop 7 ft
&DEVC XYZ= 38.9 42.4 2.88 QUANTITY='TEMPERATURE' / Workshop 9 ft

&DEVC XYZ= 45.3 43.2 0.44 QUANTITY='TEMPERATURE' / Breezeway 1 ft
&DEVC XYZ= 45.3 43.2 1.05 QUANTITY='TEMPERATURE' / Breezeway 3 ft
&DEVC XYZ= 45.3 43.2 1.66 QUANTITY='TEMPERATURE' / Breezeway 5 ft
&DEVC XYZ= 45.3 43.2 2.27 QUANTITY='TEMPERATURE' / Breezeway 7 ft
&DEVC XYZ= 45.3 43.2 2.88 QUANTITY='TEMPERATURE' / Breezeway 9 ft

&DEVC XYZ= 49.4 27.42 0.44 QUANTITY='TEMPERATURE' / D Doors 1 ft
&DEVC XYZ= 49.4 27.42 1.05 QUANTITY='TEMPERATURE' / D Doors 3 ft
&DEVC XYZ= 49.4 27.42 1.66 QUANTITY='TEMPERATURE' / D Doors 5 ft
&DEVC XYZ= 49.4 27.42 2.27 QUANTITY='TEMPERATURE' / D Doors 7 ft

&DEVC XYZ= 23.55 30.8 0.44 QUANTITY='TEMPERATURE' / Office 1 ft
&DEVC XYZ= 23.55 30.8 1.05 QUANTITY='TEMPERATURE' / Office 3 ft
&DEVC XYZ= 23.55 30.8 1.66 QUANTITY='TEMPERATURE' / Office 5 ft
&DEVC XYZ= 23.55 30.8 2.27 QUANTITY='TEMPERATURE' / Office 7 ft

&DEVC XYZ= 55.8 49.55 0.44 QUANTITY='TEMPERATURE' / WH Front 1 ft
&DEVC XYZ= 55.8 49.55 1.66 QUANTITY='TEMPERATURE' / WH Front 5 ft
&DEVC XYZ= 55.8 49.55 2.88 QUANTITY='TEMPERATURE' / WH Front 9 ft
&DEVC XYZ= 55.8 49.55 3.80 QUANTITY='TEMPERATURE' / WH Front 12 ft
&DEVC XYZ= 55.8 49.55 4.71 QUANTITY='TEMPERATURE' / WH Front 15 ft

&DEVC XYZ=	55.8	49.55	5.63	QUANTITY='TEMPERATURE'	/ WH Front	18 ft
&DEVC XYZ=	55.8	49.55	6.54	QUANTITY='TEMPERATURE'	/ WH Front	21 ft
&DEVC XYZ=	55.8	49.55	7.46	QUANTITY='TEMPERATURE'	/ WH Front	24 ft
&DEVC XYZ=	55.8	49.55	8.37	QUANTITY='TEMPERATURE'	/ WH Front	27 ft
&DEVC XYZ=	55.8	84.05	0.44	QUANTITY='TEMPERATURE'	/ WH Rear	1 ft
&DEVC XYZ=	55.8	84.05	1.66	QUANTITY='TEMPERATURE'	/ WH Rear	5 ft
&DEVC XYZ=	55.8	84.05	2.88	QUANTITY='TEMPERATURE'	/ WH Rear	9 ft
&DEVC XYZ=	55.8	84.05	3.80	QUANTITY='TEMPERATURE'	/ WH Rear	12 ft
&DEVC XYZ=	55.8	84.05	4.71	QUANTITY='TEMPERATURE'	/ WH Rear	15 ft
&DEVC XYZ=	55.8	84.05	5.63	QUANTITY='TEMPERATURE'	/ WH Rear	18 ft
&DEVC XYZ=	55.8	84.05	6.54	QUANTITY='TEMPERATURE'	/ WH Rear	21 ft
&DEVC XYZ=	55.8	84.05	7.46	QUANTITY='TEMPERATURE'	/ WH Rear	24 ft
&DEVC XYZ=	55.8	84.05	8.37	QUANTITY='TEMPERATURE'	/ WH Rear	27 ft
&DEVC XYZ=	40.05	67.18	0.44	QUANTITY='TEMPERATURE'	/ WH East	1 ft
&DEVC XYZ=	40.05	67.18	1.66	QUANTITY='TEMPERATURE'	/ WH East	5 ft
&DEVC XYZ=	40.05	67.18	2.88	QUANTITY='TEMPERATURE'	/ WH East	9 ft
&DEVC XYZ=	40.05	67.18	3.80	QUANTITY='TEMPERATURE'	/ WH East	12 ft
&DEVC XYZ=	40.05	67.18	4.71	QUANTITY='TEMPERATURE'	/ WH East	15 ft
&DEVC XYZ=	40.05	67.18	5.63	QUANTITY='TEMPERATURE'	/ WH East	18 ft
&DEVC XYZ=	40.05	67.18	6.54	QUANTITY='TEMPERATURE'	/ WH East	21 ft
&DEVC XYZ=	40.05	67.18	7.46	QUANTITY='TEMPERATURE'	/ WH East	24 ft
&DEVC XYZ=	40.05	67.18	8.37	QUANTITY='TEMPERATURE'	/ WH East	27 ft
&DEVC XYZ=	72.3	67.18	0.44	QUANTITY='TEMPERATURE'	/ WH West	1 ft
&DEVC XYZ=	72.3	67.18	1.66	QUANTITY='TEMPERATURE'	/ WH West	5 ft
&DEVC XYZ=	72.3	67.18	2.88	QUANTITY='TEMPERATURE'	/ WH West	9 ft
&DEVC XYZ=	72.3	67.18	3.80	QUANTITY='TEMPERATURE'	/ WH West	12 ft
&DEVC XYZ=	72.3	67.18	4.71	QUANTITY='TEMPERATURE'	/ WH West	15 ft
&DEVC XYZ=	72.3	67.18	5.63	QUANTITY='TEMPERATURE'	/ WH West	18 ft
&DEVC XYZ=	72.3	67.18	6.54	QUANTITY='TEMPERATURE'	/ WH West	21 ft
&DEVC XYZ=	72.3	67.18	7.46	QUANTITY='TEMPERATURE'	/ WH West	24 ft
&DEVC XYZ=	72.3	67.18	8.37	QUANTITY='TEMPERATURE'	/ WH West	27 ft
&DEVC XYZ=	58.4	-2.95	0.44	QUANTITY='oxygen'	/ West Addition Front	1 ft
&DEVC XYZ=	58.4	-2.95	1.05	QUANTITY='oxygen'	/ West Addition Front	3 ft
&DEVC XYZ=	58.4	-2.95	1.66	QUANTITY='oxygen'	/ West Addition Front	5 ft
&DEVC XYZ=	58.4	-2.95	2.27	QUANTITY='oxygen'	/ West Addition Front	7 ft
&DEVC XYZ=	58.4	8.3	0.44	QUANTITY='oxygen'	/ West Addition Mid	1 ft
&DEVC XYZ=	58.4	8.3	1.05	QUANTITY='oxygen'	/ West Addition Mid	3 ft
&DEVC XYZ=	58.4	8.3	1.66	QUANTITY='oxygen'	/ West Addition Mid	5 ft
&DEVC XYZ=	58.4	8.3	2.27	QUANTITY='oxygen'	/ West Addition Mid	7 ft
&DEVC XYZ=	58.4	23.67	0.44	QUANTITY='oxygen'	/ West Addition Rear	1 ft
&DEVC XYZ=	58.4	23.67	1.05	QUANTITY='oxygen'	/ West Addition Rear	3 ft
&DEVC XYZ=	58.4	23.67	1.66	QUANTITY='oxygen'	/ West Addition Rear	5 ft
&DEVC XYZ=	58.4	23.67	2.27	QUANTITY='oxygen'	/ West Addition Rear	7 ft
&DEVC XYZ=	0.68	-2.95	0.44	QUANTITY='oxygen'	/ East Addition Front	1 ft
&DEVC XYZ=	0.68	-2.95	1.05	QUANTITY='oxygen'	/ East Addition Front	3 ft
&DEVC XYZ=	0.68	-2.95	1.66	QUANTITY='oxygen'	/ East Addition Front	5 ft
&DEVC XYZ=	0.68	-2.95	2.27	QUANTITY='oxygen'	/ East Addition Front	7 ft
&DEVC XYZ=	1.05	8.3	0.44	QUANTITY='oxygen'	/ East Addition Mid	1 ft
&DEVC XYZ=	1.05	8.3	1.05	QUANTITY='oxygen'	/ East Addition Mid	3 ft
&DEVC XYZ=	1.05	8.3	1.66	QUANTITY='oxygen'	/ East Addition Mid	5 ft
&DEVC XYZ=	1.05	8.3	2.27	QUANTITY='oxygen'	/ East Addition Mid	7 ft
&DEVC XYZ=	0.68	20.3	0.44	QUANTITY='oxygen'	/ East Addition Rear	1 ft
&DEVC XYZ=	0.68	20.3	1.05	QUANTITY='oxygen'	/ East Addition Rear	3 ft
&DEVC XYZ=	0.68	20.3	1.66	QUANTITY='oxygen'	/ East Addition Rear	5 ft
&DEVC XYZ=	0.68	20.3	2.27	QUANTITY='oxygen'	/ East Addition Rear	7 ft
&DEVC XYZ=	40.05	-2.95	0.44	QUANTITY='oxygen'	/ Main Showroom West Front	1 ft
&DEVC XYZ=	40.05	-2.95	1.05	QUANTITY='oxygen'	/ Main Showroom West Front	3 ft
&DEVC XYZ=	40.05	-2.95	1.66	QUANTITY='oxygen'	/ Main Showroom West Front	5 ft
&DEVC XYZ=	40.05	-2.95	2.27	QUANTITY='oxygen'	/ Main Showroom West Front	7 ft
&DEVC XYZ=	40.05	8.3	0.44	QUANTITY='oxygen'	/ Main Showroom West Mid	1 ft
&DEVC XYZ=	40.05	8.3	1.05	QUANTITY='oxygen'	/ Main Showroom West Mid	3 ft
&DEVC XYZ=	40.05	8.3	1.66	QUANTITY='oxygen'	/ Main Showroom West Mid	5 ft
&DEVC XYZ=	40.05	8.3	2.27	QUANTITY='oxygen'	/ Main Showroom West Mid	7 ft
&DEVC XYZ=	38.17	23.67	0.44	QUANTITY='oxygen'	/ Main Showroom West Rear	1 ft

&DEVC XYZ=	38.17	23.67	1.05	QUANTITY='oxygen'	/ Main Showroom West Rear	3 ft
&DEVC XYZ=	38.17	23.67	1.66	QUANTITY='oxygen'	/ Main Showroom West Rear	5 ft
&DEVC XYZ=	38.17	23.67	2.27	QUANTITY='oxygen'	/ Main Showroom West Rear	7 ft
&DEVC XYZ=	38.17	32.7	0.44	QUANTITY='oxygen'	/ Main Showroom West Rear 2	1 ft
&DEVC XYZ=	38.17	32.7	1.05	QUANTITY='oxygen'	/ Main Showroom West Rear 2	3 ft
&DEVC XYZ=	38.17	32.7	1.66	QUANTITY='oxygen'	/ Main Showroom West Rear 2	5 ft
&DEVC XYZ=	38.17	32.7	2.27	QUANTITY='oxygen'	/ Main Showroom West Rear 2	7 ft
&DEVC XYZ=	28.8	-2.95	0.44	QUANTITY='oxygen'	/ Main Showroom Ctr Front	1 ft
&DEVC XYZ=	28.8	-2.95	1.05	QUANTITY='oxygen'	/ Main Showroom Ctr Front	3 ft
&DEVC XYZ=	28.8	-2.95	1.66	QUANTITY='oxygen'	/ Main Showroom Ctr Front	5 ft
&DEVC XYZ=	28.8	-2.95	2.27	QUANTITY='oxygen'	/ Main Showroom Ctr Front	7 ft
&DEVC XYZ=	28.8	8.3	0.44	QUANTITY='oxygen'	/ Main Showroom Ctr Mid	1 ft
&DEVC XYZ=	28.8	8.3	1.05	QUANTITY='oxygen'	/ Main Showroom Ctr Mid	3 ft
&DEVC XYZ=	28.8	8.3	1.66	QUANTITY='oxygen'	/ Main Showroom Ctr Mid	5 ft
&DEVC XYZ=	28.8	8.3	2.27	QUANTITY='oxygen'	/ Main Showroom Ctr Mid	7 ft
&DEVC XYZ=	28.8	23.67	0.44	QUANTITY='oxygen'	/ Main Showroom Ctr Rear	1 ft
&DEVC XYZ=	28.8	23.67	1.05	QUANTITY='oxygen'	/ Main Showroom Ctr Rear	3 ft
&DEVC XYZ=	28.8	23.67	1.66	QUANTITY='oxygen'	/ Main Showroom Ctr Rear	5 ft
&DEVC XYZ=	28.8	23.67	2.27	QUANTITY='oxygen'	/ Main Showroom Ctr Rear	7 ft
&DEVC XYZ=	17.92	-2.95	0.44	QUANTITY='oxygen'	/ Main Showroom East Front	1 ft
&DEVC XYZ=	17.92	-2.95	1.05	QUANTITY='oxygen'	/ Main Showroom East Front	3 ft
&DEVC XYZ=	17.92	-2.95	1.66	QUANTITY='oxygen'	/ Main Showroom East Front	5 ft
&DEVC XYZ=	17.92	-2.95	2.27	QUANTITY='oxygen'	/ Main Showroom East Front	7 ft
&DEVC XYZ=	17.92	8.3	0.44	QUANTITY='oxygen'	/ Main Showroom East Mid	1 ft
&DEVC XYZ=	17.92	8.3	1.05	QUANTITY='oxygen'	/ Main Showroom East Mid	3 ft
&DEVC XYZ=	17.92	8.3	1.66	QUANTITY='oxygen'	/ Main Showroom East Mid	5 ft
&DEVC XYZ=	17.92	8.3	2.27	QUANTITY='oxygen'	/ Main Showroom East Mid	7 ft
&DEVC XYZ=	17.92	23.67	0.44	QUANTITY='oxygen'	/ Main Showroom East Rear	1 ft
&DEVC XYZ=	17.92	23.67	1.05	QUANTITY='oxygen'	/ Main Showroom East Rear	3 ft
&DEVC XYZ=	17.92	23.67	1.66	QUANTITY='oxygen'	/ Main Showroom East Rear	5 ft
&DEVC XYZ=	17.92	23.67	2.27	QUANTITY='oxygen'	/ Main Showroom East Rear	7 ft
&DEVC XYZ=	46.05	35.3	0.44	QUANTITY='oxygen'	/ Holding Room	1 ft
&DEVC XYZ=	46.05	35.3	1.05	QUANTITY='oxygen'	/ Holding Room	3 ft
&DEVC XYZ=	46.05	35.3	1.66	QUANTITY='oxygen'	/ Holding Room	5 ft
&DEVC XYZ=	46.05	35.3	2.27	QUANTITY='oxygen'	/ Holding Room	7 ft
&DEVC XYZ=	49.4	42.05	0.44	QUANTITY='oxygen'	/ LD Rear	1 ft
&DEVC XYZ=	49.4	42.05	1.05	QUANTITY='oxygen'	/ LD Rear	3 ft
&DEVC XYZ=	49.4	42.05	1.66	QUANTITY='oxygen'	/ LD Rear	5 ft
&DEVC XYZ=	49.4	42.05	2.27	QUANTITY='oxygen'	/ LD Rear	7 ft
&DEVC XYZ=	49.4	35.3	0.44	QUANTITY='oxygen'	/ LD Front	1 ft
&DEVC XYZ=	49.4	35.3	1.05	QUANTITY='oxygen'	/ LD Front	3 ft
&DEVC XYZ=	49.4	35.3	1.66	QUANTITY='oxygen'	/ LD Front	5 ft
&DEVC XYZ=	49.4	35.3	2.27	QUANTITY='oxygen'	/ LD Front	7 ft
&DEVC XYZ=	49.4	35.3	2.88	QUANTITY='oxygen'	/ LD Front	9 ft
&DEVC XYZ=	32.55	48.4	0.44	QUANTITY='oxygen'	/ L Room	1 ft
&DEVC XYZ=	32.55	48.4	1.05	QUANTITY='oxygen'	/ L Room	3 ft
&DEVC XYZ=	32.55	48.4	1.66	QUANTITY='oxygen'	/ L Room	5 ft
&DEVC XYZ=	32.55	48.4	2.27	QUANTITY='oxygen'	/ L Room	7 ft
&DEVC XYZ=	32.55	48.4	2.88	QUANTITY='oxygen'	/ L Room	9 ft
&DEVC XYZ=	38.9	42.4	0.44	QUANTITY='oxygen'	/ Workshop	1 ft
&DEVC XYZ=	38.9	42.4	1.05	QUANTITY='oxygen'	/ Workshop	3 ft
&DEVC XYZ=	38.9	42.4	1.66	QUANTITY='oxygen'	/ Workshop	5 ft
&DEVC XYZ=	38.9	42.4	2.27	QUANTITY='oxygen'	/ Workshop	7 ft
&DEVC XYZ=	38.9	42.4	2.88	QUANTITY='oxygen'	/ Workshop	9 ft
&DEVC XYZ=	45.3	43.2	0.44	QUANTITY='oxygen'	/ Breezeway	1 ft
&DEVC XYZ=	45.3	43.2	1.05	QUANTITY='oxygen'	/ Breezeway	3 ft
&DEVC XYZ=	45.3	43.2	1.66	QUANTITY='oxygen'	/ Breezeway	5 ft
&DEVC XYZ=	45.3	43.2	2.27	QUANTITY='oxygen'	/ Breezeway	7 ft
&DEVC XYZ=	45.3	43.2	2.88	QUANTITY='oxygen'	/ Breezeway	9 ft
&DEVC XYZ=	49.4	27.42	0.44	QUANTITY='oxygen'	/ D Doors	1 ft
&DEVC XYZ=	49.4	27.42	1.05	QUANTITY='oxygen'	/ D Doors	3 ft
&DEVC XYZ=	49.4	27.42	1.66	QUANTITY='oxygen'	/ D Doors	5 ft
&DEVC XYZ=	49.4	27.42	2.27	QUANTITY='oxygen'	/ D Doors	7 ft

&DEVC	XYZ=	23.55	30.8	0.44	QUANTITY='oxygen'	/ Office	1 ft		
&DEVC	XYZ=	23.55	30.8	1.05	QUANTITY='oxygen'	/ Office	3 ft		
&DEVC	XYZ=	23.55	30.8	1.66	QUANTITY='oxygen'	/ Office	5 ft		
&DEVC	XYZ=	23.55	30.8	2.27	QUANTITY='oxygen'	/ Office	7 ft		
&DEVC	XYZ=	55.8	49.55	0.44	QUANTITY='oxygen'	/ WH Front	1 ft		
&DEVC	XYZ=	55.8	49.55	1.66	QUANTITY='oxygen'	/ WH Front	5 ft		
&DEVC	XYZ=	55.8	49.55	2.88	QUANTITY='oxygen'	/ WH Front	9 ft		
&DEVC	XYZ=	55.8	49.55	3.80	QUANTITY='oxygen'	/ WH Front	12 ft		
&DEVC	XYZ=	55.8	49.55	4.71	QUANTITY='oxygen'	/ WH Front	15 ft		
&DEVC	XYZ=	55.8	49.55	5.63	QUANTITY='oxygen'	/ WH Front	18 ft		
&DEVC	XYZ=	55.8	49.55	6.54	QUANTITY='oxygen'	/ WH Front	21 ft		
&DEVC	XYZ=	55.8	49.55	7.46	QUANTITY='oxygen'	/ WH Front	24 ft		
&DEVC	XYZ=	55.8	49.55	8.37	QUANTITY='oxygen'	/ WH Front	27 ft		
&DEVC	XYZ=	55.8	84.05	0.44	QUANTITY='oxygen'	/ WH Rear	1 ft		
&DEVC	XYZ=	55.8	84.05	1.66	QUANTITY='oxygen'	/ WH Rear	5 ft		
&DEVC	XYZ=	55.8	84.05	2.88	QUANTITY='oxygen'	/ WH Rear	9 ft		
&DEVC	XYZ=	55.8	84.05	3.80	QUANTITY='oxygen'	/ WH Rear	12 ft		
&DEVC	XYZ=	55.8	84.05	4.71	QUANTITY='oxygen'	/ WH Rear	15 ft		
&DEVC	XYZ=	55.8	84.05	5.63	QUANTITY='oxygen'	/ WH Rear	18 ft		
&DEVC	XYZ=	55.8	84.05	6.54	QUANTITY='oxygen'	/ WH Rear	21 ft		
&DEVC	XYZ=	55.8	84.05	7.46	QUANTITY='oxygen'	/ WH Rear	24 ft		
&DEVC	XYZ=	55.8	84.05	8.37	QUANTITY='oxygen'	/ WH Rear	27 ft		
&DEVC	XYZ=	40.05	67.18	0.44	QUANTITY='oxygen'	/ WH East	1 ft		
&DEVC	XYZ=	40.05	67.18	1.66	QUANTITY='oxygen'	/ WH East	5 ft		
&DEVC	XYZ=	40.05	67.18	2.88	QUANTITY='oxygen'	/ WH East	9 ft		
&DEVC	XYZ=	40.05	67.18	3.80	QUANTITY='oxygen'	/ WH East	12 ft		
&DEVC	XYZ=	40.05	67.18	4.71	QUANTITY='oxygen'	/ WH East	15 ft		
&DEVC	XYZ=	40.05	67.18	5.63	QUANTITY='oxygen'	/ WH East	18 ft		
&DEVC	XYZ=	40.05	67.18	6.54	QUANTITY='oxygen'	/ WH East	21 ft		
&DEVC	XYZ=	40.05	67.18	7.46	QUANTITY='oxygen'	/ WH East	24 ft		
&DEVC	XYZ=	40.05	67.18	8.37	QUANTITY='oxygen'	/ WH East	27 ft		
&DEVC	XYZ=	72.3	67.18	0.44	QUANTITY='oxygen'	/ WH West	1 ft		
&DEVC	XYZ=	72.3	67.18	1.66	QUANTITY='oxygen'	/ WH West	5 ft		
&DEVC	XYZ=	72.3	67.18	2.88	QUANTITY='oxygen'	/ WH West	9 ft		
&DEVC	XYZ=	72.3	67.18	3.80	QUANTITY='oxygen'	/ WH West	12 ft		
&DEVC	XYZ=	72.3	67.18	4.71	QUANTITY='oxygen'	/ WH West	15 ft		
&DEVC	XYZ=	72.3	67.18	5.63	QUANTITY='oxygen'	/ WH West	18 ft		
&DEVC	XYZ=	72.3	67.18	6.54	QUANTITY='oxygen'	/ WH West	21 ft		
&DEVC	XYZ=	72.3	67.18	7.46	QUANTITY='oxygen'	/ WH West	24 ft		
&DEVC	XYZ=	72.3	67.18	8.37	QUANTITY='oxygen'	/ WH West	27 ft		
&DEVC	XB=	37.41	66.3	46.17	53.3	0.14	11.01	QUANTITY='HRR'	ID='WH_HRR_1' /
&DEVC	XB=	37.41	66.3	53.3	86.3	0.14	11.01	QUANTITY='HRR'	ID='WH_HRR_6' /
&DEVC	XB=	66.3	74.93	46.17	86.3	0.14	11.01	QUANTITY='HRR'	ID='WH_HRR_10' /
&DEVC	XB=	37.41	66.3	46.17	53.3	11.01	26.01	QUANTITY='HRR'	ID='WH_HRR_5' /
&DEVC	XB=	37.41	66.3	53.3	86.3	11.01	26.01	QUANTITY='HRR'	ID='WH_HRR_7' /
&DEVC	XB=	66.3	74.93	46.17	86.3	11.01	26.01	QUANTITY='HRR'	ID='WH_HRR_11' /
&DEVC	XB=	47.92	62.92	29.67	46.17	0.14	11.01	QUANTITY='HRR'	ID='LD_HRR_1' /
&DEVC	XB=	47.92	62.92	29.67	46.17	11.01	26.01	QUANTITY='HRR'	ID='LD_HRR_5' /
&DEVC	XB=	34.42	47.92	23.3	38.67	0.14	11.01	QUANTITY='HRR'	ID='REAR_PW_HRR_1' /
&DEVC	XB=	34.42	47.92	23.3	38.67	11.01	26.01	QUANTITY='HRR'	ID='REAR_PW_HRR_1' /
&DEVC	XB=	28.8	47.92	-10.45	23.3	0.14	5.76	QUANTITY='HRR'	ID='MAIN_PW_HRR_2' /
&DEVC	XB=	9.68	28.8	-10.45	23.3	0.14	5.76	QUANTITY='HRR'	ID='MAIN_PW_HRR_3' /
&DEVC	XB=	28.8	47.92	-10.45	23.3	5.76	26.01	QUANTITY='HRR'	ID='MAIN_PW_HRR_8' /
&DEVC	XB=	9.68	28.8	-10.45	23.3	5.76	26.01	QUANTITY='HRR'	ID='MAIN_PW_HRR_9' /
&DEVC	XB=	47.92	66.3	-10.45	23.3	0.14	5.76	QUANTITY='HRR'	ID='WEST_ADD_HRR_2' /
&DEVC	XB=	47.92	66.3	23.3	29.3	0.14	11.01	QUANTITY='HRR'	ID='WEST_ADD_HRR_1' /
&DEVC	XB=	47.92	66.3	-10.45	23.3	5.76	26.01	QUANTITY='HRR'	ID='WEST_ADD_HRR_5' /
&DEVC	XB=	47.92	66.3	23.3	29.3	11.01	26.01	QUANTITY='HRR'	ID='WEST_ADD_HRR_8' /
&DEVC	XB=	43.8	47.92	24.05	38.67	0.14	11.01	QUANTITY='HRR'	ID='HOLD_HRR_1' /
&DEVC	XB=	43.8	47.92	24.05	38.67	11.01	26.01	QUANTITY='HRR'	ID='HOLD_HRR_5' /

Furniture									
*** GROUP: LEVEL									
*** GROUP: ROW									
*** GROUP: COUCH2 offset=0.000000,0.000000,0.000000 rotate=90.000000									
&OBST XB=37.799999,38.924999,51.049999,51.424999,0.28,1.03, SURF_ID='UPHOLSTERY' / Left Arm									

&OBST	XB=37.799999,38.924999,51.424999,52.924999,0.28,0.655,	SURF_ID='UPHOLSTERY' / Base
&OBST	XB=37.799999,38.924999,52.924999,53.299999,0.28,1.03,	SURF_ID='UPHOLSTERY' / Right Arm
&OBST	XB=37.799999,38.174999,51.424999,52.924999,0.655,1.03,	SURF_ID='UPHOLSTERY' / Back
*** GROUP: COUCH2 offset=0.000000,3.000000,0.000000 rotate=90.000000		
&OBST	XB=37.799999,38.924999,54.049999,54.424999,0.28,1.03,	SURF_ID='UPHOLSTERY' / Left Arm
&OBST	XB=37.799999,38.924999,54.424999,55.924999,0.28,0.655,	SURF_ID='UPHOLSTERY' / Base
&OBST	XB=37.799999,38.924999,55.924999,56.299999,0.28,1.03,	SURF_ID='UPHOLSTERY' / Right Arm
&OBST	XB=37.799999,38.174999,54.424999,55.924999,0.655,1.03,	SURF_ID='UPHOLSTERY' / Back
*** GROUP: COUCH2 offset=0.000000,6.000000,0.000000 rotate=90.000000		
&OBST	XB=37.799999,38.924999,57.049999,57.424999,0.28,1.03,	SURF_ID='UPHOLSTERY' / Left Arm
&OBST	XB=37.799999,38.924999,57.424999,58.924999,0.28,0.655,	SURF_ID='UPHOLSTERY' / Base
&OBST	XB=37.799999,38.924999,58.924999,59.299999,0.28,1.03,	SURF_ID='UPHOLSTERY' / Right Arm
&OBST	XB=37.799999,38.174999,57.424999,58.924999,0.655,1.03,	SURF_ID='UPHOLSTERY' / Back
*** GROUP: COUCH2 offset=0.000000,9.000000,0.000000 rotate=90.000000		
&OBST	XB=37.799999,38.924999,60.049999,60.424999,0.28,1.03,	SURF_ID='UPHOLSTERY' / Left Arm
&OBST	XB=37.799999,38.924999,60.424999,61.924999,0.28,0.655,	SURF_ID='UPHOLSTERY' / Base
&OBST	XB=37.799999,38.924999,61.924999,62.299999,0.28,1.03,	SURF_ID='UPHOLSTERY' / Right Arm
&OBST	XB=37.799999,38.174999,60.424999,61.924999,0.655,1.03,	SURF_ID='UPHOLSTERY' / Back
*** GROUP: COUCH2 offset=0.000000,12.000000,0.000000 rotate=90.000000		
&OBST	XB=37.799999,38.924999,63.049999,63.424999,0.28,1.03,	SURF_ID='UPHOLSTERY' / Left Arm
&OBST	XB=37.799999,38.924999,63.424999,64.925003,0.28,0.655,	SURF_ID='UPHOLSTERY' / Base
&OBST	XB=37.799999,38.924999,64.925003,65.300003,0.28,1.03,	SURF_ID='UPHOLSTERY' / Right Arm
&OBST	XB=37.799999,38.174999,63.424999,64.925003,0.655,1.03,	SURF_ID='UPHOLSTERY' / Back
*** GROUP: COUCH2 offset=0.000000,15.000000,0.000000 rotate=90.000000		
&OBST	XB=37.799999,38.924999,66.050003,66.425003,0.28,1.03,	SURF_ID='UPHOLSTERY' / Left Arm
&OBST	XB=37.799999,38.924999,66.425003,67.925003,0.28,0.655,	SURF_ID='UPHOLSTERY' / Base
&OBST	XB=37.799999,38.924999,67.925003,68.300003,0.28,1.03,	SURF_ID='UPHOLSTERY' / Right Arm
&OBST	XB=37.799999,38.174999,66.425003,67.925003,0.655,1.03,	SURF_ID='UPHOLSTERY' / Back
*** GROUP: COUCH2 offset=0.000000,18.000000,0.000000 rotate=90.000000		
&OBST	XB=37.799999,38.924999,69.050003,69.425003,0.28,1.03,	SURF_ID='UPHOLSTERY' / Left Arm
&OBST	XB=37.799999,38.924999,69.425003,70.925003,0.28,0.655,	SURF_ID='UPHOLSTERY' / Base
&OBST	XB=37.799999,38.924999,70.925003,71.300003,0.28,1.03,	SURF_ID='UPHOLSTERY' / Right Arm
&OBST	XB=37.799999,38.174999,69.425003,70.925003,0.655,1.03,	SURF_ID='UPHOLSTERY' / Back
*** GROUP: COUCH2 offset=0.000000,21.000000,0.000000 rotate=90.000000		
&OBST	XB=37.799999,38.924999,72.050003,72.425003,0.28,1.03,	SURF_ID='UPHOLSTERY' / Left Arm
&OBST	XB=37.799999,38.924999,72.425003,73.925003,0.28,0.655,	SURF_ID='UPHOLSTERY' / Base
&OBST	XB=37.799999,38.924999,73.925003,74.300003,0.28,1.03,	SURF_ID='UPHOLSTERY' / Right Arm
&OBST	XB=37.799999,38.174999,72.425003,73.925003,0.655,1.03,	SURF_ID='UPHOLSTERY' / Back
*** GROUP: COUCH2 offset=0.000000,24.000000,0.000000 rotate=90.000000		
&OBST	XB=37.799999,38.924999,75.050003,75.425003,0.28,1.03,	SURF_ID='UPHOLSTERY' / Left Arm
&OBST	XB=37.799999,38.924999,75.425003,76.925003,0.28,0.655,	SURF_ID='UPHOLSTERY' / Base
&OBST	XB=37.799999,38.924999,76.925003,77.300003,0.28,1.03,	SURF_ID='UPHOLSTERY' / Right Arm
&OBST	XB=37.799999,38.174999,75.425003,76.925003,0.655,1.03,	SURF_ID='UPHOLSTERY' / Back
*** GROUP: COUCH2 offset=0.000000,27.000000,0.000000 rotate=90.000000		
&OBST	XB=37.799999,38.924999,78.050003,78.425003,0.28,1.03,	SURF_ID='UPHOLSTERY' / Left Arm
&OBST	XB=37.799999,38.924999,78.425003,79.925003,0.28,0.655,	SURF_ID='UPHOLSTERY' / Base
&OBST	XB=37.799999,38.924999,79.925003,80.300003,0.28,1.03,	SURF_ID='UPHOLSTERY' / Right Arm
&OBST	XB=37.799999,38.174999,78.425003,79.925003,0.655,1.03,	SURF_ID='UPHOLSTERY' / Back
*** GROUP: COUCH2 offset=0.000000,30.000000,0.000000 rotate=90.000000		
&OBST	XB=37.799999,38.924999,81.050003,81.425003,0.28,1.03,	SURF_ID='UPHOLSTERY' / Left Arm
&OBST	XB=37.799999,38.924999,81.425003,82.925003,0.28,0.655,	SURF_ID='UPHOLSTERY' / Base
&OBST	XB=37.799999,38.924999,82.925003,83.300003,0.28,1.03,	SURF_ID='UPHOLSTERY' / Right Arm
&OBST	XB=37.799999,38.174999,81.425003,82.925003,0.655,1.03,	SURF_ID='UPHOLSTERY' / Back
*** GROUP: BASE		
*** GROUP: TWIN		

[illegible][illegible]

[illegible][illegible]

&OBS1	XB=55.049999,56.174999,73.925003,74.300003,0.28,1.03,	SURF_ID='UPHOLSTERY'/ Left Arm
&OBS2	XB=55.049999,56.174999,72.425003,73.925003,0.28,0.655,	SURF_ID='UPHOLSTERY'/ Base
&OBS3	XB=55.049999,56.174999,72.050003,72.425003,0.28,1.03,	SURF_ID='UPHOLSTERY'/ Right Arm


```

XB=37.799999,38.174999,72.425003,73.925003,1.405,2.155, SURF_ID='UPHOLSTERY' / Back

*** GROUP: COUCH2 offset=0.000000,24.000000,0.000000 rotate=90.000000

&OBST XB=37.799999,38.924999,75.050003,75.425003,1.405,2.155, SURF_ID='UPHOLSTERY' / Left Arm
&OBST XB=37.799999,38.924999,75.425003,76.925003,1.405,1.78, SURF_ID='UPHOLSTERY' / Base
&OBST XB=37.799999,38.924999,76.925003,77.300003,1.405,2.155, SURF_ID='UPHOLSTERY' / Right Arm
&OBST XB=37.799999,38.174999,75.425003,76.925003,1.78,2.155, SURF_ID='UPHOLSTERY' / Back

*** GROUP: COUCH2 offset=0.000000,27.000000,0.000000 rotate=90.000000

&OBST XB=37.799999,38.924999,78.050003,78.425003,1.405,2.155, SURF_ID='UPHOLSTERY' / Left Arm
&OBST XB=37.799999,38.924999,78.425003,79.925003,1.405,1.78, SURF_ID='UPHOLSTERY' / Base
&OBST XB=37.799999,38.924999,79.925003,80.300003,1.405,2.155, SURF_ID='UPHOLSTERY' / Right Arm
&OBST XB=37.799999,38.174999,78.425003,79.925003,1.78,2.155, SURF_ID='UPHOLSTERY' / Back

*** GROUP: COUCH2 offset=0.000000,30.000000,0.000000 rotate=90.000000

&OBST XB=37.799999,38.924999,81.050003,81.425003,1.405,2.155, SURF_ID='UPHOLSTERY' / Left Arm
&OBST XB=37.799999,38.924999,81.425003,82.925003,1.405,1.78, SURF_ID='UPHOLSTERY' / Base
&OBST XB=37.799999,38.924999,82.925003,83.300003,1.405,2.155, SURF_ID='UPHOLSTERY' / Right Arm
&OBST XB=37.799999,38.174999,81.425003,82.925003,1.78,2.155, SURF_ID='UPHOLSTERY' / Back

*** GROUP: BASE

*** GROUP: TWIN

*** GROUP: ROW

*** GROUP: COUCH2 offset=0.000000,0.000000,0.000000 rotate=90.000000

&OBST XB=43.049999,44.174999,51.049999,51.424999,1.405,2.155, SURF_ID='UPHOLSTERY' / Left Arm
&OBST XB=43.049999,44.174999,51.424999,52.924999,1.405,1.78, SURF_ID='UPHOLSTERY' / Base
&OBST XB=43.049999,44.174999,52.924999,53.299999,1.405,2.155, SURF_ID='UPHOLSTERY' / Right Arm
&OBST XB=43.049999,43.424999,51.424999,52.924999,1.78,2.155, SURF_ID='UPHOLSTERY' / Back

*** GROUP: COUCH2 offset=0.000000,3.000000,0.000000 rotate=90.000000

&OBST XB=43.049999,44.174999,54.049999,54.424999,1.405,2.155, SURF_ID='UPHOLSTERY' / Left Arm
&OBST XB=43.049999,44.174999,54.424999,55.924999,1.405,1.78, SURF_ID='UPHOLSTERY' / Base
&OBST XB=43.049999,44.174999,55.924999,56.299999,1.405,2.155, SURF_ID='UPHOLSTERY' / Right Arm
&OBST XB=43.049999,43.424999,54.424999,55.924999,1.78,2.155, SURF_ID='UPHOLSTERY' / Back

*** GROUP: COUCH2 offset=0.000000,6.000000,0.000000 rotate=90.000000

&OBST XB=43.049999,44.174999,57.049999,57.424999,1.405,2.155, SURF_ID='UPHOLSTERY' / Left Arm
&OBST XB=43.049999,44.174999,57.424999,58.924999,1.405,1.78, SURF_ID='UPHOLSTERY' / Base
&OBST XB=43.049999,44.174999,58.924999,59.299999,1.405,2.155, SURF_ID='UPHOLSTERY' / Right Arm
&OBST XB=43.049999,43.424999,57.424999,58.924999,1.78,2.155, SURF_ID='UPHOLSTERY' / Back

*** GROUP: COUCH2 offset=0.000000,9.000000,0.000000 rotate=90.000000

&OBST XB=43.049999,44.174999,60.049999,60.424999,1.405,2.155, SURF_ID='UPHOLSTERY' / Left Arm
&OBST XB=43.049999,44.174999,60.424999,61.924999,1.405,1.78, SURF_ID='UPHOLSTERY' / Base
&OBST XB=43.049999,44.174999,61.924999,62.299999,1.405,2.155, SURF_ID='UPHOLSTERY' / Right Arm
&OBST XB=43.049999,43.424999,60.424999,61.924999,1.78,2.155, SURF_ID='UPHOLSTERY' / Back

*** GROUP: COUCH2 offset=0.000000,12.000000,0.000000 rotate=90.000000

&OBST XB=43.049999,44.174999,63.049999,63.424999,1.405,2.155, SURF_ID='UPHOLSTERY' / Left Arm
&OBST XB=43.049999,44.174999,63.424999,64.925003,1.405,1.78, SURF_ID='UPHOLSTERY' / Base
&OBST XB=43.049999,44.174999,64.925003,65.300003,1.405,2.155, SURF_ID='UPHOLSTERY' / Right Arm
&OBST XB=43.049999,43.424999,63.424999,64.925003,1.78,2.155, SURF_ID='UPHOLSTERY' / Back

*** GROUP: COUCH2 offset=0.000000,15.000000,0.000000 rotate=90.000000

&OBST XB=43.049999,44.174999,66.050003,66.425003,1.405,2.155, SURF_ID='UPHOLSTERY' / Left Arm
&OBST XB=43.049999,44.174999,66.425003,67.925003,1.405,1.78, SURF_ID='UPHOLSTERY' / Base
&OBST XB=43.049999,44.174999,67.925003,68.300003,1.405,2.155, SURF_ID='UPHOLSTERY' / Right Arm
&OBST XB=43.049999,43.424999,66.425003,67.925003,1.78,2.155, SURF_ID='UPHOLSTERY' / Back

*** GROUP: COUCH2 offset=0.000000,18.000000,0.000000 rotate=90.000000

&OBST XB=43.049999,44.174999,69.050003,69.425003,1.405,2.155, SURF_ID='UPHOLSTERY' / Left Arm
&OBST XB=43.049999,44.174999,69.425003,70.925003,1.405,1.78, SURF_ID='UPHOLSTERY' / Base
&OBST XB=43.049999,44.174999,70.925003,71.300003,1.405,2.155, SURF_ID='UPHOLSTERY' / Right Arm
&OBST XB=43.049999,43.424999,69.425003,70.925003,1.78,2.155, SURF_ID='UPHOLSTERY' / Back

```

[illegible]


```

XB=46.199999,47.174999,66.425003,67.925003,1.405,2.155, SURF_ID='UPHOLSTERY'/ Back

*** GROUP: COUCH2 offset=0.000000,18.000000,0.000000 rotate=270.000000

&OBST XB=46.049999,47.174999,70.925003,71.300003,1.405,2.155, SURF_ID='UPHOLSTERY'/ Left Arm
&OBST XB=46.049999,47.174999,69.425003,70.925003,1.405,1.78, SURF_ID='UPHOLSTERY'/ Base
&OBST XB=46.049999,47.174999,69.050003,69.425003,1.405,2.155, SURF_ID='UPHOLSTERY'/ Right Arm
&OBST XB=46.799999,47.174999,69.425003,70.925003,1.78,2.155, SURF_ID='UPHOLSTERY'/ Back

*** GROUP: COUCH2 offset=0.000000,21.000000,0.000000 rotate=270.000000

&OBST XB=46.049999,47.174999,73.925003,74.300003,1.405,2.155, SURF_ID='UPHOLSTERY'/ Left Arm
&OBST XB=46.049999,47.174999,72.425003,73.925003,1.405,1.78, SURF_ID='UPHOLSTERY'/ Base
&OBST XB=46.049999,47.174999,72.050003,72.425003,1.405,2.155, SURF_ID='UPHOLSTERY'/ Right Arm
&OBST XB=46.799999,47.174999,72.425003,73.925003,1.78,2.155, SURF_ID='UPHOLSTERY'/ Back

*** GROUP: COUCH2 offset=0.000000,24.000000,0.000000 rotate=270.000000

&OBST XB=46.049999,47.174999,76.925003,77.300003,1.405,2.155, SURF_ID='UPHOLSTERY'/ Left Arm
&OBST XB=46.049999,47.174999,75.425003,76.925003,1.405,1.78, SURF_ID='UPHOLSTERY'/ Base
&OBST XB=46.049999,47.174999,75.050003,75.425003,1.405,2.155, SURF_ID='UPHOLSTERY'/ Right Arm
&OBST XB=46.799999,47.174999,75.425003,76.925003,1.78,2.155, SURF_ID='UPHOLSTERY'/ Back

*** GROUP: COUCH2 offset=0.000000,27.000000,0.000000 rotate=270.000000

&OBST XB=46.049999,47.174999,79.925003,80.300003,1.405,2.155, SURF_ID='UPHOLSTERY'/ Left Arm
&OBST XB=46.049999,47.174999,78.425003,79.925003,1.405,1.78, SURF_ID='UPHOLSTERY'/ Base
&OBST XB=46.049999,47.174999,78.050003,78.425003,1.405,2.155, SURF_ID='UPHOLSTERY'/ Right Arm
&OBST XB=46.799999,47.174999,78.425003,79.925003,1.78,2.155, SURF_ID='UPHOLSTERY'/ Back

*** GROUP: COUCH2 offset=0.000000,30.000000,0.000000 rotate=270.000000

&OBST XB=46.049999,47.174999,82.925003,83.300003,1.405,2.155, SURF_ID='UPHOLSTERY'/ Left Arm
&OBST XB=46.049999,47.174999,81.425003,82.925003,1.405,1.78, SURF_ID='UPHOLSTERY'/ Base
&OBST XB=46.049999,47.174999,81.050003,81.425003,1.405,2.155, SURF_ID='UPHOLSTERY'/ Right Arm
&OBST XB=46.799999,47.174999,81.425003,82.925003,1.78,2.155, SURF_ID='UPHOLSTERY'/ Back

*** GROUP: TWIN

*** GROUP: ROW

*** GROUP: COUCH2 offset=0.000000,0.000000,0.000000 rotate=90.000000

&OBST XB=52.049999,53.174999,51.049999,51.424999,1.405,2.155, SURF_ID='UPHOLSTERY'/ Left Arm
&OBST XB=52.049999,53.174999,51.424999,52.924999,1.405,1.78, SURF_ID='UPHOLSTERY'/ Base
&OBST XB=52.049999,53.174999,52.924999,53.299999,1.405,2.155, SURF_ID='UPHOLSTERY'/ Right Arm
&OBST XB=52.049999,52.424999,51.424999,52.924999,1.78,2.155, SURF_ID='UPHOLSTERY'/ Back

*** GROUP: COUCH2 offset=0.000000,3.000000,0.000000 rotate=90.000000

&OBST XB=52.049999,53.174999,54.049999,54.424999,1.405,2.155, SURF_ID='UPHOLSTERY'/ Left Arm
&OBST XB=52.049999,53.174999,54.424999,55.924999,1.405,1.78, SURF_ID='UPHOLSTERY'/ Base
&OBST XB=52.049999,53.174999,55.924999,56.299999,1.405,2.155, SURF_ID='UPHOLSTERY'/ Right Arm
&OBST XB=52.049999,52.424999,54.424999,55.924999,1.78,2.155, SURF_ID='UPHOLSTERY'/ Back

*** GROUP: COUCH2 offset=0.000000,6.000000,0.000000 rotate=90.000000

&OBST XB=52.049999,53.174999,57.049999,57.424999,1.405,2.155, SURF_ID='UPHOLSTERY'/ Left Arm
&OBST XB=52.049999,53.174999,57.424999,58.924999,1.405,1.78, SURF_ID='UPHOLSTERY'/ Base
&OBST XB=52.049999,53.174999,58.924999,59.299999,1.405,2.155, SURF_ID='UPHOLSTERY'/ Right Arm
&OBST XB=52.049999,52.424999,57.424999,58.924999,1.78,2.155, SURF_ID='UPHOLSTERY'/ Back

*** GROUP: COUCH2 offset=0.000000,9.000000,0.000000 rotate=90.000000

&OBST XB=52.049999,53.174999,60.049999,60.424999,1.405,2.155, SURF_ID='UPHOLSTERY'/ Left Arm
&OBST XB=52.049999,53.174999,60.424999,61.924999,1.405,1.78, SURF_ID='UPHOLSTERY'/ Base
&OBST XB=52.049999,53.174999,61.924999,62.299999,1.405,2.155, SURF_ID='UPHOLSTERY'/ Right Arm
&OBST XB=52.049999,52.424999,60.424999,61.924999,1.78,2.155, SURF_ID='UPHOLSTERY'/ Back

*** GROUP: COUCH2 offset=0.000000,12.000000,0.000000 rotate=90.000000

&OBST XB=52.049999,53.174999,63.049999,63.424999,1.405,2.155, SURF_ID='UPHOLSTERY'/ Left Arm
&OBST XB=52.049999,53.174999,63.424999,64.925003,1.405,1.78, SURF_ID='UPHOLSTERY'/ Base
&OBST XB=52.049999,53.174999,64.925003,65.300003,1.405,2.155, SURF_ID='UPHOLSTERY'/ Right Arm
&OBST XB=52.049999,52.424999,63.424999,64.925003,1.78,2.155, SURF_ID='UPHOLSTERY'/ Back

*** GROUP: COUCH2 offset=0.000000,15.000000,0.000000 rotate=90.000000

```

[illegible]

[illegible][illegible]

[illegible][illegible]

[illegible][illegible]

[illegible][illegible]

[illegible][illegible]

[illegible][illegible]

[illegible]

```

XB=64.050003,65.175003,78.050003,78.425003,2.53,3.28, SURF_ID='UPHOLSTERY'/ Right Arm
XB=64.800003,65.175003,78.425003,79.925003,2.905,3.28, SURF_ID='UPHOLSTERY'/ Back

*** GROUP: COUCH2 offset=0.000000,30.000000,0.000000 rotate=270.000000

XB=64.050003,65.175003,82.925003,83.300003,2.53,3.28, SURF_ID='UPHOLSTERY'/ Left Arm
XB=64.050003,65.175003,81.425003,82.925003,2.53,2.905, SURF_ID='UPHOLSTERY'/ Base
XB=64.050003,65.175003,81.050003,81.425003,2.53,3.28, SURF_ID='UPHOLSTERY'/ Right Arm
XB=64.800003,65.175003,81.425003,82.925003,2.905,3.28, SURF_ID='UPHOLSTERY'/ Back

*** GROUP: TWIN

*** GROUP: ROW

*** GROUP: COUCH2 offset=0.000000,0.000000,0.000000 rotate=90.000000

XB=70.050003,71.175003,51.049999,51.424999,2.53,3.28, SURF_ID='UPHOLSTERY'/ Left Arm
XB=70.050003,71.175003,51.424999,52.924999,2.53,2.905, SURF_ID='UPHOLSTERY'/ Base
XB=70.050003,71.175003,52.924999,53.299999,2.53,3.28, SURF_ID='UPHOLSTERY'/ Right Arm
XB=70.050003,70.425003,51.424999,52.924999,2.905,3.28, SURF_ID='UPHOLSTERY'/ Back

*** GROUP: COUCH2 offset=0.000000,3.000000,0.000000 rotate=90.000000

XB=70.050003,71.175003,54.049999,54.424999,2.53,3.28, SURF_ID='UPHOLSTERY'/ Left Arm
XB=70.050003,71.175003,54.424999,55.924999,2.53,2.905, SURF_ID='UPHOLSTERY'/ Base
XB=70.050003,71.175003,55.924999,56.299999,2.53,3.28, SURF_ID='UPHOLSTERY'/ Right Arm
XB=70.050003,70.425003,54.424999,55.924999,2.905,3.28, SURF_ID='UPHOLSTERY'/ Back

*** GROUP: COUCH2 offset=0.000000,6.000000,0.000000 rotate=90.000000

XB=70.050003,71.175003,57.049999,57.424999,2.53,3.28, SURF_ID='UPHOLSTERY'/ Left Arm
XB=70.050003,71.175003,57.424999,58.924999,2.53,2.905, SURF_ID='UPHOLSTERY'/ Base
XB=70.050003,71.175003,58.924999,59.299999,2.53,3.28, SURF_ID='UPHOLSTERY'/ Right Arm
XB=70.050003,70.425003,57.424999,58.924999,2.905,3.28, SURF_ID='UPHOLSTERY'/ Back

*** GROUP: COUCH2 offset=0.000000,9.000000,0.000000 rotate=90.000000

XB=70.050003,71.175003,60.049999,60.424999,2.53,3.28, SURF_ID='UPHOLSTERY'/ Left Arm
XB=70.050003,71.175003,60.424999,61.924999,2.53,2.905, SURF_ID='UPHOLSTERY'/ Base
XB=70.050003,71.175003,61.924999,62.299999,2.53,3.28, SURF_ID='UPHOLSTERY'/ Right Arm
XB=70.050003,70.425003,60.424999,61.924999,2.905,3.28, SURF_ID='UPHOLSTERY'/ Back

*** GROUP: COUCH2 offset=0.000000,12.000000,0.000000 rotate=90.000000

XB=70.050003,71.175003,63.049999,63.424999,2.53,3.28, SURF_ID='UPHOLSTERY'/ Left Arm
XB=70.050003,71.175003,63.424999,64.925003,2.53,2.905, SURF_ID='UPHOLSTERY'/ Base
XB=70.050003,71.175003,64.925003,65.300003,2.53,3.28, SURF_ID='UPHOLSTERY'/ Right Arm
XB=70.050003,70.425003,63.424999,64.925003,2.905,3.28, SURF_ID='UPHOLSTERY'/ Back

*** GROUP: COUCH2 offset=0.000000,15.000000,0.000000 rotate=90.000000

XB=70.050003,71.175003,66.050003,66.425003,2.53,3.28, SURF_ID='UPHOLSTERY'/ Left Arm
XB=70.050003,71.175003,66.425003,67.925003,2.53,2.905, SURF_ID='UPHOLSTERY'/ Base
XB=70.050003,71.175003,67.925003,68.300003,2.53,3.28, SURF_ID='UPHOLSTERY'/ Right Arm
XB=70.050003,70.425003,66.425003,67.925003,2.905,3.28, SURF_ID='UPHOLSTERY'/ Back

*** GROUP: COUCH2 offset=0.000000,18.000000,0.000000 rotate=90.000000

XB=70.050003,71.175003,69.050003,69.425003,2.53,3.28, SURF_ID='UPHOLSTERY'/ Left Arm
XB=70.050003,71.175003,69.425003,70.925003,2.53,2.905, SURF_ID='UPHOLSTERY'/ Base
XB=70.050003,71.175003,70.925003,71.300003,2.53,3.28, SURF_ID='UPHOLSTERY'/ Right Arm
XB=70.050003,70.425003,69.425003,70.925003,2.905,3.28, SURF_ID='UPHOLSTERY'/ Back

*** GROUP: COUCH2 offset=0.000000,21.000000,0.000000 rotate=90.000000

XB=70.050003,71.175003,72.050003,72.425003,2.53,3.28, SURF_ID='UPHOLSTERY'/ Left Arm
XB=70.050003,71.175003,72.425003,73.925003,2.53,2.905, SURF_ID='UPHOLSTERY'/ Base
XB=70.050003,71.175003,73.925003,74.300003,2.53,3.28, SURF_ID='UPHOLSTERY'/ Right Arm
XB=70.050003,70.425003,72.425003,73.925003,2.905,3.28, SURF_ID='UPHOLSTERY'/ Back

*** GROUP: COUCH2 offset=0.000000,24.000000,0.000000 rotate=90.000000

XB=70.050003,71.175003,75.050003,75.425003,2.53,3.28, SURF_ID='UPHOLSTERY'/ Left Arm
XB=70.050003,71.175003,75.425003,76.925003,2.53,2.905, SURF_ID='UPHOLSTERY'/ Base
XB=70.050003,71.175003,76.925003,77.300003,2.53,3.28, SURF_ID='UPHOLSTERY'/ Right Arm
XB=70.050003,70.425003,75.425003,76.925003,2.905,3.28, SURF_ID='UPHOLSTERY'/ Back

```

&OBST XB=69.300003,69.675003,75.425003,76.925003,2.905,3.28, SURF_ID='UPHOLSTERY' / Back

```

*** GROUP: COUCH2 offset=0.000000,27.000000,0.000000 rotate=270.000000

&OBST XB=68.550003,69.675003,79.925003,80.300003,2.53,3.28, SURF_ID='UPHOLSTERY' / Left Arm
&OBST XB=68.550003,69.675003,78.425003,79.925003,2.53,2.905, SURF_ID='UPHOLSTERY' / Base
&OBST XB=68.550003,69.675003,78.050003,78.425003,2.53,3.28, SURF_ID='UPHOLSTERY' / Right Arm
&OBST XB=69.300003,69.675003,78.425003,79.925003,2.905,3.28, SURF_ID='UPHOLSTERY' / Back

```

```
*** GROUP: COUCH2 offset=0.000000,30.000000,0.000000 rotate=270.000000
```

&OBST	XB=68.550003,69.675003,82.925003,83.300003,2.53,3.28,	SURF_ID='UPHOLSTERY' / Left Arm
&OBST	XB=68.550003,69.675003,81.425003,82.925003,2.53,2.905,	SURF_ID='UPHOLSTERY' / Base
&OBST	XB=68.550003,69.675003,81.050003,81.425003,2.53,3.28,	SURF_ID='UPHOLSTERY' / Right Arm
&OBST	XB=69.300003,69.675003,81.425003,82.925003,2.905,3.28,	SURF_ID='UPHOLSTERY' / Back

*** GROUP: ROW2

```
*** GROUP: COUCH2 offset=0.000000,0.000000,0.000000 rotate=270.000000
```

&OBST	XB=73.050003,74.175003,52.924999,53.299999,2.53,3.28,	SURF_ID='UPHOLSTERY' / Left Arm
&OBST	XB=73.050003,74.175003,51.424999,52.924999,2.53,2.905,	SURF_ID='UPHOLSTERY' / Base
&OBST	XB=73.050003,74.175003,51.049999,52.924999,2.53,3.28,	SURF_ID='UPHOLSTERY' / Right Arm
&OBST	XB=73.800003,74.175003,51.424999,52.924999,2.905,3.28,	SURF_ID='UPHOLSTERY' / Back

```
*** GROUP: COUCH2 offset=0.000000,3.000000,0.000000 rotate=270.000000
```

```
&OBST XB=73.050003,74.175003,55.924999,56.299999,2.53,3.28, SURF_ID='UPHOLSTERY' / Left Arm
&OBST XB=73.050003,74.175003,54.424999,55.924999,2.53,2.905, SURF_ID='UPHOLSTERY' / Base
&OBST XB=73.050003,74.175003,54.049999,54.924999,2.53,3.28, SURF_ID='UPHOLSTERY' / Right Arm
&OBST XB=73.800003,74.175003,54.424999,55.924999,2.905,3.28, SURF_ID='UPHOLSTERY' / Back
```

```
*** GROUP: COUCH2 offset=0.000000,6.000000,0.000000 rotate=270.000000
```

&OBST	XB=73.050003,74.175003,58.924999,59.299999,2.53,3.28,	SURF_ID='UPHOLSTERY' / Left Arm
&OBST	XB=73.050003,74.175003,57.424999,58.924999,2.53,2.905,	SURF_ID='UPHOLSTERY' / Base
&OBST	XB=73.050003,74.175003,57.049999,57.924999,2.53,3.28,	SURF_ID='UPHOLSTERY' / Right Arm
&OBST	XB=73.800003,74.175003,57.424999,58.924999,2.905,3.28,	SURF_ID='UPHOLSTERY' / Back

```
*** GROUP: COUCH2 offset=0.000000,9.000000,0.000000 rotate=270.000000
```

&OBST	XB=73.050003,74.175003,61.924999,62.299999,2.53,3.28,	SURF_ID='UPHOLSTERY' / Left Arm
&OBST	XB=73.050003,74.175003,60.424999,61.924999,2.53,2.905,	SURF_ID='UPHOLSTERY' / Base
&OBST	XB=73.050003,74.175003,60.049999,61.924999,2.53,3.28,	SURF_ID='UPHOLSTERY' / Right Arm
&OBST	XB=73.800003,74.175003,60.424999,61.924999,2.905,3.28,	SURF_ID='UPHOLSTERY' / Back

```
*** GROUP: COUCH2 offset=0.000000,12.000000,0.000000 rotate=270.000000
```

&OBST XB=73.050003,74.175003,64.925003,65.300003,2.53,3.28,	SURF_ID='UPHOLSTERY' / Left Arm
&OBST XB=73.050003,74.175003,63.424999,64.925003,2.53,2.905,	SURF_ID='UPHOLSTERY' / Base
&OBST XB=73.050003,74.175003,63.049999,64.924999,2.53,3.28,	SURF_ID='UPHOLSTERY' / Right Arm
&OBST XB=73.800003,74.175003,63.424999,64.925003,2.905,3.28,	SURF_ID='UPHOLSTERY' / Back

```
*** GROUP: COUCH2 offset=0.000000,15.000000,0.000000 rotate=270.000000
```

&OBST	XB=73.050003,74.175003,67.925003,68.300003,2.53,3.28,	SURF_ID='UPHOLSTERY'/ Left Arm
&OBST	XB=73.050003,74.175003,66.425003,67.925003,2.53,2.905,	SURF_ID='UPHOLSTERY'/ Base
&OBST	XB=73.050003,74.175003,66.450003,66.425003,2.53,3.28,	SURF_ID='UPHOLSTERY'/ Right Arm
&OBST	XB=73.800003,74.175003,66.425003,67.925003,2.905,3.28,	SURF_ID='UPHOLSTERY'/ Back

```
*** GROUP: COUCH2 offset=0.000000,18.000000,0.000000 rotate=270.000000
```

&OBST	XB=73.050003,74.175003,70.925003,71.300003,2.53,3.28,	SURF_ID='UPHOLSTERY' / Left Arm
&OBST	XB=73.050003,74.175003,69.425003,70.925003,2.53,2.905,	SURF_ID='UPHOLSTERY' / Base
&OBST	XB=73.050003,74.175003,69.050003,69.425003,2.53,3.28,	SURF_ID='UPHOLSTERY' / Right Arm
&OBST	XB=73.800003,74.175003,69.425003,70.925003,2.905,3.28,	SURF_ID='UPHOLSTERY' / Back

```
*** GROUP: COUCH2 offset=0.000000,21.000000,0.000000 rotate=270.000000
```

&OBST XB=73.050003,74.175003,73.925003,74.300003,2.53,3.28,	SURF_ID='UPHOLSTERY' / Left Arm
&OBST XB=73.050003,74.175003,72.425003,73.925003,2.53,2.905,	SURF_ID='UPHOLSTERY' / Base
&OBST XB=73.050003,74.175003,72.050003,72.425003,2.53,3.28,	SURF_ID='UPHOLSTERY' / Right Arm
&OBST XB=73.800003,74.175003,72.425003,73.925003,2.905,3.28,	SURF_ID='UPHOLSTERY' / Back

```
*** GROUP: COUCH2 offset=0.000000,24.000000,0.000000 rotate=270.000000
```

&OBST XB=73.050003,74.175003,76.925003,77.300003,2.53,3.28, SURF_ID='UPHOLSTERY' / Left Arm

[illegible][illegible]

[illegible]

```
&OBST XB=41.549999,42.674999,82.925003,83.300003,3.655,4.405, SURF_ID='UPHOLSTERY' / Left Arm
&OBST XB=41.549999,42.674999,81.425003,82.925003,3.655,4.03, SURF_ID='UPHOLSTERY' / Base
&OBST XB=41.549999,42.674999,81.050003,81.425003,3.655,4.405, SURF_ID='UPHOLSTERY' / Right Arm
&OBST XB=42.299999,42.674999,81.425003,82.925003,4.03,4.405, SURF_ID='UPHOLSTERY' / Back
```

*** GROUP: TWIN

*** GROUP: ROW

```
*** GROUP: COUCH2 offset=0.000000,0.000000,0.000000 rotate=90.000000
```

```
&OBST XB=47.549999,48.674999,51.049999,51.424999,3.655,4.405, SURF_ID='UPHOLSTERY' / Left Arm
&OBST XB=47.549999,48.674999,51.424999,52.924999,3.655,4.03, SURF_ID='UPHOLSTERY' / Base
&OBST XB=47.549999,48.674999,52.924999,53.299999,3.655,4.405, SURF_ID='UPHOLSTERY' / Right Arm
&OBST XB=47.549999,47.924999,51.424999,52.924999,4.03,4.405, SURF_ID='UPHOLSTERY' / Back
```

```
*** GROUP: COUCH2 offset=0.000000,3.000000,0.000000 rotate=90.000000
```

&OBST	XB=47.549999,48.674999,54.049999,54.424999,3.655,4.405,	SURF_ID='UPHOLSTERY' / Left Arm
&OBST	XB=47.549999,48.674999,54.424999,55.924999,3.655,4.03,	SURF_ID='UPHOLSTERY' / Base
&OBST	XB=47.549999,48.674999,55.924999,56.299999,3.655,4.405,	SURF_ID='UPHOLSTERY' / Right Arm
&OBST	XB=47.549999,47.924999,54.424999,55.924999,4.03,4.405,	SURF_ID='UPHOLSTERY' / Back

```
*** GROUP: COUCH2 offset=0.000000,6.000000,0.000000 rotate=90.000000
```

&OBST	XB=47.549999,48.674999,57.049999,57.424999,3.655,4.405,	SURF_ID='UPHOLSTERY' / Left Arm
&OBST	XB=47.549999,48.674999,57.424999,58.924999,3.655,4.03,	SURF_ID='UPHOLSTERY' / Base
&OBST	XB=47.549999,48.674999,58.924999,59.299999,3.655,4.405,	SURF_ID='UPHOLSTERY' / Right Arm
&OBST	XB=47.549999,47.924999,57.424999,58.924999,4.03,4.405,	SURF_ID='UPHOLSTERY' / Back

```
*** GROUP: COUCH2 offset=0.000000,9.000000,0.000000 rotate=90.000000
```

```
&OBST XB=47.549999,48.674999,60.049999,60.424999,3.655,4.405, SURF_ID='UPHOLSTERY' / Left Arm
&OBST XB=47.549999,48.674999,60.424999,61.924999,3.655,4.03, SURF_ID='UPHOLSTERY' / Base
&OBST XB=47.549999,48.674999,61.924999,62.299999,3.655,4.405, SURF_ID='UPHOLSTERY' / Right Arm
&OBST XB=47.549999,47.924999,60.424999,61.924999,4.03,4.405, SURF_ID='UPHOLSTERY' / Back
```

```
*** GROUP: COUCH2 offset=0.000000,12.000000,0.000000 rotate=90.000000
```

```
&OBST XB=47.549999,48.674999,63.049999,63.424999,3.655,4.405, SURF_ID='UPHOLSTERY' / Left Arm
&OBST XB=47.549999,48.674999,63.424999,64.925003,3.655,4.03, SURF_ID='UPHOLSTERY' / Base
&OBST XB=47.549999,48.674999,64.925003,65.300003,3.655,4.405, SURF_ID='UPHOLSTERY' / Right Arm
&OBST XB=47.549999,47.924999,63.424999,64.925003,4.03,4.405, SURF_ID='UPHOLSTERY' / Back
```

```
*** GROUP: COUCH2 offset=0.000000,15.000000,0.000000 rotate=90.000000
```

```
&OBST XB=47.549999,48.674999,66.050003,66.425003,3.655,4.405, SURF_ID='UPHOLSTERY' / Left Arm
&OBST XB=47.549999,48.674999,66.425003,67.925003,3.655,4.03, SURF_ID='UPHOLSTERY' / Base
&OBST XB=47.549999,48.674999,67.925003,68.300003,3.655,4.405, SURF_ID='UPHOLSTERY' / Right Arm
&OBST XB=47.549999,47.924999,66.425003,67.925003,4.03,4.405, SURF_ID='UPHOLSTERY' / Back
```

```
*** GROUP: COUCH2 offset=0.000000,18.000000,0.000000 rotate=90.000000
```

```
&OBST XB=47.549999,48.674999,69.050003,69.425003,3.655,4.405, SURF_ID='UPHOLSTERY' / Left Arm
&OBST XB=47.549999,48.674999,69.425003,70.925003,3.655,4.03, SURF_ID='UPHOLSTERY' / Base
&OBST XB=47.549999,48.674999,70.925003,71.300003,3.655,4.405, SURF_ID='UPHOLSTERY' / Right Arm
&OBST XB=47.549999,47.924999,69.425003,70.925003,4.03,4.405, SURF_ID='UPHOLSTERY' / Back
```

```
*** GROUP: COUCH2 offset=0.000000,21.000000,0.000000 rotate=90.000000
```

```
&OBST XB=47.549999,48.674999,72.050003,72.425003,3.655,4.405, SURF_ID='UPHOLSTERY' / Left Arm
&OBST XB=47.549999,48.674999,72.425003,73.925003,3.655,4.03, SURF_ID='UPHOLSTERY' / Base
&OBST XB=47.549999,48.674999,73.925003,74.300003,3.655,4.405, SURF_ID='UPHOLSTERY' / Right Arm
&OBST XB=47.549999,47.924999,72.425003,73.925003,4.03,4.405, SURF_ID='UPHOLSTERY' / Back
```

```
*** GROUP: COUCH2 offset=0.000000,24.000000,0.000000 rotate=90.000000
```

```
&OBST XB=47.549999,48.674999,75.050003,75.425003,3.655,4.405, SURF_ID='UPHOLSTERY' / Left Arm
&OBST XB=47.549999,48.674999,75.425003,76.925003,3.655,4.03, SURF_ID='UPHOLSTERY' / Base
&OBST XB=47.549999,48.674999,76.925003,77.300003,3.655,4.405, SURF_ID='UPHOLSTERY' / Right Arm
&OBST XB=47.549999,47.924999,75.425003,76.925003,4.03,4.405, SURF_ID='UPHOLSTERY' / Back
```

```
*** GROUP: COUCH2 offset=0.000000,27.000000,0.000000 rotate=90.000000
```

&OBST XB=47.549999,48.674999,78.050003,78.425003,3.655,4.405, SURF_ID='UPHOLSTERY'/ Left Arm
&OBST XB=47.549999,48.674999,78.425003,79.925003,3.655,4.03, SURF_ID='UPHOLSTERY'/ Base

[illegible]

```
&OBST XB=50.549999,51.674999,75.425003,76.925003,3.655,4.03,SURF_ID='UPHOLSTERY'/ Base
&OBST XB=50.549999,51.674999,75.050003,75.425003,3.655,4.405,SURF_ID='UPHOLSTERY'/ Right Arm
&OBST XB=51.299999,51.674999,75.425003,76.925003,4.03,4.405,SURF_ID='UPHOLSTERY'/ Back

*** GROUP: COUCH2 offset=0.000000,27.000000,0.000000 rotate=270.000000

&OBST XB=50.549999,51.674999,79.925003,80.300003,3.655,4.405,SURF_ID='UPHOLSTERY'/ Left Arm
&OBST XB=50.549999,51.674999,78.425003,79.925003,3.655,4.03,SURF_ID='UPHOLSTERY'/ Base
&OBST XB=50.549999,51.674999,78.050003,78.425003,3.655,4.405,SURF_ID='UPHOLSTERY'/ Right Arm
&OBST XB=51.299999,51.674999,78.425003,79.925003,4.03,4.405,SURF_ID='UPHOLSTERY'/ Back

*** GROUP: COUCH2 offset=0.000000,30.000000,0.000000 rotate=270.000000

&OBST XB=50.549999,51.674999,82.925003,83.300003,3.655,4.405,SURF_ID='UPHOLSTERY'/ Left Arm
&OBST XB=50.549999,51.674999,81.425003,82.925003,3.655,4.03,SURF_ID='UPHOLSTERY'/ Base
&OBST XB=50.549999,51.674999,81.050003,81.425003,3.655,4.405,SURF_ID='UPHOLSTERY'/ Right Arm
&OBST XB=51.299999,51.674999,81.425003,82.925003,4.03,4.405,SURF_ID='UPHOLSTERY'/ Back

*** GROUP: TWIN

*** GROUP: ROW

*** GROUP: COUCH2 offset=0.000000,0.000000,0.000000 rotate=90.000000

&OBST XB=56.549999,57.674999,51.049999,51.424999,3.655,4.405,SURF_ID='UPHOLSTERY'/ Left Arm
&OBST XB=56.549999,57.674999,51.424999,52.924999,3.655,4.03,SURF_ID='UPHOLSTERY'/ Base
&OBST XB=56.549999,57.674999,52.924999,53.299999,3.655,4.405,SURF_ID='UPHOLSTERY'/ Right Arm
&OBST XB=56.549999,56.924999,51.424999,52.924999,4.03,4.405,SURF_ID='UPHOLSTERY'/ Back

*** GROUP: COUCH2 offset=0.000000,3.000000,0.000000 rotate=90.000000

&OBST XB=56.549999,57.674999,54.049999,54.424999,3.655,4.405,SURF_ID='UPHOLSTERY'/ Left Arm
&OBST XB=56.549999,57.674999,54.424999,55.924999,3.655,4.03,SURF_ID='UPHOLSTERY'/ Base
&OBST XB=56.549999,57.674999,55.924999,56.299999,3.655,4.405,SURF_ID='UPHOLSTERY'/ Right Arm
&OBST XB=56.549999,56.924999,54.424999,55.924999,4.03,4.405,SURF_ID='UPHOLSTERY'/ Back

*** GROUP: COUCH2 offset=0.000000,6.000000,0.000000 rotate=90.000000

&OBST XB=56.549999,57.674999,57.049999,57.424999,3.655,4.405,SURF_ID='UPHOLSTERY'/ Left Arm
&OBST XB=56.549999,57.674999,57.424999,58.924999,3.655,4.03,SURF_ID='UPHOLSTERY'/ Base
&OBST XB=56.549999,57.674999,58.924999,59.299999,3.655,4.405,SURF_ID='UPHOLSTERY'/ Right Arm
&OBST XB=56.549999,56.924999,57.424999,58.924999,4.03,4.405,SURF_ID='UPHOLSTERY'/ Back

*** GROUP: COUCH2 offset=0.000000,9.000000,0.000000 rotate=90.000000

&OBST XB=56.549999,57.674999,60.049999,60.424999,3.655,4.405,SURF_ID='UPHOLSTERY'/ Left Arm
&OBST XB=56.549999,57.674999,60.424999,61.924999,3.655,4.03,SURF_ID='UPHOLSTERY'/ Base
&OBST XB=56.549999,57.674999,61.924999,62.299999,3.655,4.405,SURF_ID='UPHOLSTERY'/ Right Arm
&OBST XB=56.549999,56.924999,60.424999,61.924999,4.03,4.405,SURF_ID='UPHOLSTERY'/ Back

*** GROUP: COUCH2 offset=0.000000,12.000000,0.000000 rotate=90.000000

&OBST XB=56.549999,57.674999,63.049999,63.424999,3.655,4.405,SURF_ID='UPHOLSTERY'/ Left Arm
&OBST XB=56.549999,57.674999,63.424999,64.925003,3.655,4.03,SURF_ID='UPHOLSTERY'/ Base
&OBST XB=56.549999,57.674999,64.925003,65.300003,3.655,4.405,SURF_ID='UPHOLSTERY'/ Right Arm
&OBST XB=56.549999,56.924999,63.424999,64.925003,4.03,4.405,SURF_ID='UPHOLSTERY'/ Back

*** GROUP: COUCH2 offset=0.000000,15.000000,0.000000 rotate=90.000000

&OBST XB=56.549999,57.674999,66.050003,66.425003,3.655,4.405,SURF_ID='UPHOLSTERY'/ Left Arm
&OBST XB=56.549999,57.674999,66.425003,67.925003,3.655,4.03,SURF_ID='UPHOLSTERY'/ Base
&OBST XB=56.549999,57.674999,67.925003,68.300003,3.655,4.405,SURF_ID='UPHOLSTERY'/ Right Arm
&OBST XB=56.549999,56.924999,66.425003,67.925003,4.03,4.405,SURF_ID='UPHOLSTERY'/ Back

*** GROUP: COUCH2 offset=0.000000,18.000000,0.000000 rotate=90.000000

&OBST XB=56.549999,57.674999,69.050003,69.425003,3.655,4.405,SURF_ID='UPHOLSTERY'/ Left Arm
&OBST XB=56.549999,57.674999,69.425003,70.925003,3.655,4.03,SURF_ID='UPHOLSTERY'/ Base
&OBST XB=56.549999,57.674999,70.925003,71.300003,3.655,4.405,SURF_ID='UPHOLSTERY'/ Right Arm
&OBST XB=56.549999,56.924999,69.425003,70.925003,4.03,4.405,SURF_ID='UPHOLSTERY'/ Back

*** GROUP: COUCH2 offset=0.000000,21.000000,0.000000 rotate=90.000000

&OBST XB=56.549999,57.674999,72.050003,72.425003,3.655,4.405,SURF_ID='UPHOLSTERY'/ Left Arm
&OBST XB=56.549999,57.674999,72.425003,73.925003,3.655,4.03,SURF_ID='UPHOLSTERY'/ Base
&OBST XB=56.549999,57.674999,73.925003,74.300003,3.655,4.405,SURF_ID='UPHOLSTERY'/ Right Arm
&OBST XB=56.549999,56.924999,72.425003,73.925003,4.03,4.405,SURF_ID='UPHOLSTERY'/ Back
```



```
*** GROUP: COUCH2 offset=0.000000,15.000000,0.000000 rotate=90.000000
```

[illegible][illegible]


```
&OBST XB=41.549999,42.674999,69.425003,70.925003,4.78,5.155, SURF_ID='UPHOLSTERY'/ Base
&OBST XB=41.549999,42.674999,69.050003,69.425003,4.78,5.53, SURF_ID='UPHOLSTERY'/ Right Arm
&OBST XB=42.299999,42.674999,69.425003,70.925003,5.155,5.53, SURF_ID='UPHOLSTERY'/ Back
```

```
*** GROUP: COUCH2 offset=0.000000,21.000000,0.000000 rotate=270.000000
```

&OBST	XB=41.549999,42.649999,73.925003,74.300003,4.78,5.53,	SURF_ID='UPHOLSTERY' / Left Arm
&OBST	XB=41.549999,42.674999,72.425003,73.925003,4.78,5.155,	SURF_ID='UPHOLSTERY' / Base
&OBST	XB=41.549999,42.674999,72.050003,72.425003,4.78,5.53,	SURF_ID='UPHOLSTERY' / Right Arm
&OBST	XB=42.299999,42.674999,72.425003,73.925003,5.155,5.53,	SURF_ID='UPHOLSTERY' / Back

```
*** GROUP: COUCH2 offset=0.000000,24.000000,0.000000 rotate=270.000000
```

&OBST	XB=41.549999,42.674999,76.925003,77.300003,4.78,5.53,	SURF_ID='UPHOLSTERY' / Left Arm
&OBST	XB=41.549999,42.674999,75.425003,76.925003,4.78,5.155,	SURF_ID='UPHOLSTERY' / Base
&OBST	XB=41.549999,42.674999,75.050003,75.425003,4.78,5.53,	SURF_ID='UPHOLSTERY' / Right Arm
&OBST	XB=42.299999,42.674999,75.425003,76.925003,5.155,5.53,	SURF_ID='UPHOLSTERY' / Back

```
*** GROUP: COUCH2 offset=0.000000,27.000000,0.000000 rotate=270.000000
```

&OBST	XB=41.549999,42.649999,79.925003,80.300003,4.78,5.53,	SURF_ID='UPHOLSTERY' / Left Arm
&OBST	XB=41.549999,42.674999,78.425003,79.925003,4.78,5.155,	SURF_ID='UPHOLSTERY' / Base
&OBST	XB=41.549999,42.674999,78.050003,78.425003,4.78,5.53,	SURF_ID='UPHOLSTERY' / Right Arm
&OBST	XB=42.299999,42.674999,78.425003,79.925003,5.155,5.53,	SURF_ID='UPHOLSTERY' / Back

```
*** GROUP: COUCH2 offset=0.000000,30.000000,0.000000 rotate=270.000000
```

&OBST	XB=41.549999,42.674999,82.925003,83.300003,4.78,5.53,	SURF_ID='UPHOLSTERY' / Left Arm
&OBST	XB=41.549999,42.674999,81.425003,82.925003,4.78,5.155,	SURF_ID='UPHOLSTERY' / Base
&OBST	XB=41.549999,42.674999,81.050003,81.425003,4.78,5.53,	SURF_ID='UPHOLSTERY' / Right Arm
&OBST	XB=42.299999,42.674999,81.425003,82.925003,5.155,5.53,	SURF_ID='UPHOLSTERY' / Back

*** GROUP: TWIN

*** GROUP: ROW

```
*** GROUP: COUCH2 offset=0.000000,0.000000,0.000000 rotate=90.000000
```

&OBST	XB=47.549999,48.649999,51.049999,51.424999,4.78,5.53,	SURF_ID='UPHOLSTERY' / Left Arm
&OBST	XB=47.549999,48.674999,51.424999,52.924999,4.78,5.155,	SURF_ID='UPHOLSTERY' / Base
&OBST	XB=47.549999,48.674999,52.924999,53.299999,4.78,5.53,	SURF_ID='UPHOLSTERY' / Right Arm
&OBST	XB=47.549999,47.924999,51.424999,52.924999,5.155,5.53,	SURF_ID='UPHOLSTERY' / Back

```
*** GROUP: COUCH2 offset=0.000000,3.000000,0.000000 rotate=90.000000
```

&OBST	XB=47.549999,48.674999,54.049999,54.424999,4.78,5.53,	SURF_ID='UPHOLSTERY' / Left Arm
&OBST	XB=47.549999,48.674999,54.424999,55.924999,4.78,5.155,	SURF_ID='UPHOLSTERY' / Base
&OBST	XB=47.549999,48.674999,55.924999,56.299999,4.78,5.53,	SURF_ID='UPHOLSTERY' / Right Arm
&OBST	XB=47.549999,47.924999,54.424999,55.924999,5.155,5.53,	SURF_ID='UPHOLSTERY' / Back

```
*** GROUP: COUCH2 offset=0.000000,6.000000,0.000000 rotate=90.000000
```

&OBST	XB=47.549999,48.674999,57.049999,57.424999,4.78,5.53,	SURF_ID='UPHOLSTERY' / Left Arm
&OBST	XB=47.549999,48.674999,57.424999,58.924999,4.78,5.155,	SURF_ID='UPHOLSTERY' / Base
&OBST	XB=47.549999,48.674999,58.924999,59.299999,4.78,5.53,	SURF_ID='UPHOLSTERY' / Right Arm
&OBST	XB=47.549999,47.924999,57.424999,58.924999,5.155,5.53,	SURF_ID='UPHOLSTERY' / Back

```
*** GROUP: COUCH2 offset=0.000000,9.000000,0.000000 rotate=90.000000
```

&OBST	XB=47.549999,48.674999,60.049999,60.424999,4.78,5.53,	SURF_ID='UPHOLSTERY' / Left Arm
&OBST	XB=47.549999,48.674999,60.424999,61.924999,4.78,5.155,	SURF_ID='UPHOLSTERY' / Base
&OBST	XB=47.549999,48.674999,61.924999,62.299999,4.78,5.53,	SURF_ID='UPHOLSTERY' / Right Arm
&OBST	XB=47.549999,47.924999,60.424999,61.924999,5.155,5.53,	SURF_ID='UPHOLSTERY' / Back

```
*** GROUP: COUCH2 offset=0.000000,12.000000,0.000000 rotate=90.000000
```

&OBST	XB=47.549999,48.674999,63.049999,63.424999,4.78,5.53,	SURF_ID='UPHOLSTERY' / Left Arm
&OBST	XB=47.549999,48.674999,63.424999,64.925003,4.78,5.155,	SURF_ID='UPHOLSTERY' / Base
&OBST	XB=47.549999,48.674999,64.925003,65.300003,4.78,5.53,	SURF_ID='UPHOLSTERY' / Right Arm
&OBST	XB=47.549999,47.924999,63.424999,64.925003,5.155,5.53,	SURF_ID='UPHOLSTERY' / Back

```
*** GROUP: COUCH2 offset=0.000000,15.000000,0.000000 rotate=90.000000
```

&OBST	XB=47.549999,48.674999,66.050003,66.425003,4.78,5.53,	SURF_ID='UPHOLSTERY' / Left Arm
&OBST	XB=47.549999,48.674999,66.425003,67.925003,4.78,5.155,	SURF_ID='UPHOLSTERY' / Base
&OBST	XB=47.549999,48.674999,67.925003,68.300003,4.78,5.53,	SURF_ID='UPHOLSTERY' / Right Arm
&OBST	XB=47.549999,47.924999,66.425003,67.925003,5.155,5.53,	SURF_ID='UPHOLSTERY' / Back

```
&OBST XB=41.549999,42.674999,70.925003,71.300003,4.78,5.53, SURF_ID='UPHOLSTERY' / Left Arm
```

[illegible]

```

XB=46.049999,47.174999,66.050003,66.425003,4.78,5.53, SURF_ID='UPHOLSTERY' / Right Arm
XB=46.799999,47.174999,66.425003,67.925003,5.155,5.53, SURF_ID='UPHOLSTERY' / Back

*** GROUP: COUCH2 offset=0.000000,18.000000,0.000000 rotate=270.000000

XB=46.049999,47.174999,70.925003,71.300003,4.78,5.53, SURF_ID='UPHOLSTERY' / Left Arm
XB=46.049999,47.174999,69.425003,70.925003,4.78,5.155, SURF_ID='UPHOLSTERY' / Base
XB=46.049999,47.174999,69.050003,69.425003,4.78,5.53, SURF_ID='UPHOLSTERY' / Right Arm
XB=46.799999,47.174999,69.425003,70.925003,5.155,5.53, SURF_ID='UPHOLSTERY' / Back

*** GROUP: COUCH2 offset=0.000000,21.000000,0.000000 rotate=270.000000

XB=46.049999,47.174999,73.925003,74.300003,4.78,5.53, SURF_ID='UPHOLSTERY' / Left Arm
XB=46.049999,47.174999,72.425003,73.925003,4.78,5.155, SURF_ID='UPHOLSTERY' / Base
XB=46.049999,47.174999,72.050003,72.425003,4.78,5.53, SURF_ID='UPHOLSTERY' / Right Arm
XB=46.799999,47.174999,72.425003,73.925003,5.155,5.53, SURF_ID='UPHOLSTERY' / Back

*** GROUP: COUCH2 offset=0.000000,24.000000,0.000000 rotate=270.000000

XB=46.049999,47.174999,76.925003,77.300003,4.78,5.53, SURF_ID='UPHOLSTERY' / Left Arm
XB=46.049999,47.174999,75.425003,76.925003,4.78,5.155, SURF_ID='UPHOLSTERY' / Base
XB=46.049999,47.174999,75.050003,75.425003,4.78,5.53, SURF_ID='UPHOLSTERY' / Right Arm
XB=46.799999,47.174999,75.425003,76.925003,5.155,5.53, SURF_ID='UPHOLSTERY' / Back

*** GROUP: COUCH2 offset=0.000000,27.000000,0.000000 rotate=270.000000

XB=46.049999,47.174999,79.925003,80.300003,4.78,5.53, SURF_ID='UPHOLSTERY' / Left Arm
XB=46.049999,47.174999,78.425003,79.925003,4.78,5.155, SURF_ID='UPHOLSTERY' / Base
XB=46.049999,47.174999,78.050003,78.425003,4.78,5.53, SURF_ID='UPHOLSTERY' / Right Arm
XB=46.799999,47.174999,78.425003,79.925003,5.155,5.53, SURF_ID='UPHOLSTERY' / Back

*** GROUP: COUCH2 offset=0.000000,30.000000,0.000000 rotate=270.000000

XB=46.049999,47.174999,82.925003,83.300003,4.78,5.53, SURF_ID='UPHOLSTERY' / Left Arm
XB=46.049999,47.174999,81.425003,82.925003,4.78,5.155, SURF_ID='UPHOLSTERY' / Base
XB=46.049999,47.174999,81.050003,81.425003,4.78,5.53, SURF_ID='UPHOLSTERY' / Right Arm
XB=46.799999,47.174999,81.425003,82.925003,5.155,5.53, SURF_ID='UPHOLSTERY' / Back

*** GROUP: TWIN

*** GROUP: ROW

*** GROUP: COUCH2 offset=0.000000,0.000000,0.000000 rotate=90.000000

XB=52.049999,53.174999,51.049999,51.424999,4.78,5.53, SURF_ID='UPHOLSTERY' / Left Arm
XB=52.049999,53.174999,51.424999,52.924999,4.78,5.155, SURF_ID='UPHOLSTERY' / Base
XB=52.049999,53.174999,52.924999,53.299999,4.78,5.53, SURF_ID='UPHOLSTERY' / Right Arm
XB=52.049999,52.424999,51.424999,52.924999,5.155,5.53, SURF_ID='UPHOLSTERY' / Back

*** GROUP: COUCH2 offset=0.000000,3.000000,0.000000 rotate=90.000000

XB=52.049999,53.174999,54.049999,54.424999,4.78,5.53, SURF_ID='UPHOLSTERY' / Left Arm
XB=52.049999,53.174999,54.424999,55.924999,4.78,5.155, SURF_ID='UPHOLSTERY' / Base
XB=52.049999,53.174999,55.924999,56.299999,4.78,5.53, SURF_ID='UPHOLSTERY' / Right Arm
XB=52.049999,52.424999,54.424999,55.924999,5.155,5.53, SURF_ID='UPHOLSTERY' / Back

*** GROUP: COUCH2 offset=0.000000,6.000000,0.000000 rotate=90.000000

XB=52.049999,53.174999,57.049999,57.424999,4.78,5.53, SURF_ID='UPHOLSTERY' / Left Arm
XB=52.049999,53.174999,57.424999,58.924999,4.78,5.155, SURF_ID='UPHOLSTERY' / Base
XB=52.049999,53.174999,58.924999,59.299999,4.78,5.53, SURF_ID='UPHOLSTERY' / Right Arm
XB=52.049999,52.424999,57.424999,58.924999,5.155,5.53, SURF_ID='UPHOLSTERY' / Back

*** GROUP: COUCH2 offset=0.000000,9.000000,0.000000 rotate=90.000000

XB=52.049999,53.174999,60.049999,60.424999,4.78,5.53, SURF_ID='UPHOLSTERY' / Left Arm
XB=52.049999,53.174999,60.424999,61.924999,4.78,5.155, SURF_ID='UPHOLSTERY' / Base
XB=52.049999,53.174999,61.924999,62.299999,4.78,5.53, SURF_ID='UPHOLSTERY' / Right Arm
XB=52.049999,52.424999,60.424999,61.924999,5.155,5.53, SURF_ID='UPHOLSTERY' / Back

*** GROUP: COUCH2 offset=0.000000,12.000000,0.000000 rotate=90.000000

XB=52.049999,53.174999,63.049999,63.424999,4.78,5.53, SURF_ID='UPHOLSTERY' / Left Arm
XB=52.049999,53.174999,63.424999,64.925003,4.78,5.155, SURF_ID='UPHOLSTERY' / Base
XB=52.049999,53.174999,64.925003,65.300003,4.78,5.53, SURF_ID='UPHOLSTERY' / Right Arm
XB=52.049999,52.424999,63.424999,64.925003,5.155,5.53, SURF_ID='UPHOLSTERY' / Back

```


[illegible]

```
&OBST XB=64.050003,65.175003,59.299999,59.299999,4.78,5.53, SURF_ID='UPHOLSTERY' / Left Arm
&OBST XB=64.050003,65.175003,57.424999,58.924999,4.78,5.155, SURF_ID='UPHOLSTERY' / Base
&OBST XB=64.050003,65.175003,57.049999,57.424999,4.78,5.53, SURF_ID='UPHOLSTERY' / Right Arm
&OBST XB=64.800003,65.175003,57.424999,58.924999,5.155,5.53, SURF_ID='UPHOLSTERY' / Back

*** GROUP: COUCH2 offset=0.000000,9.000000,0.000000 rotate=270.000000

&OBST XB=64.050003,65.175003,61.924999,62.299999,4.78,5.53, SURF_ID='UPHOLSTERY' / Left Arm
&OBST XB=64.050003,65.175003,60.424999,61.924999,4.78,5.155, SURF_ID='UPHOLSTERY' / Base
&OBST XB=64.050003,65.175003,60.049999,60.424999,4.78,5.53, SURF_ID='UPHOLSTERY' / Right Arm
&OBST XB=64.800003,65.175003,60.424999,61.924999,5.155,5.53, SURF_ID='UPHOLSTERY' / Back

*** GROUP: COUCH2 offset=0.000000,12.000000,0.000000 rotate=270.000000

&OBST XB=64.050003,65.175003,64.925003,65.300003,4.78,5.53, SURF_ID='UPHOLSTERY' / Left Arm
&OBST XB=64.050003,65.175003,63.424999,64.925003,4.78,5.155, SURF_ID='UPHOLSTERY' / Base
&OBST XB=64.050003,65.175003,63.049999,63.424999,4.78,5.53, SURF_ID='UPHOLSTERY' / Right Arm
&OBST XB=64.800003,65.175003,63.424999,64.925003,5.155,5.53, SURF_ID='UPHOLSTERY' / Back

*** GROUP: COUCH2 offset=0.000000,15.000000,0.000000 rotate=270.000000

&OBST XB=64.050003,65.175003,67.925003,68.300003,4.78,5.53, SURF_ID='UPHOLSTERY' / Left Arm
&OBST XB=64.050003,65.175003,66.425003,67.925003,4.78,5.155, SURF_ID='UPHOLSTERY' / Base
&OBST XB=64.050003,65.175003,66.050003,66.425003,4.78,5.53, SURF_ID='UPHOLSTERY' / Right Arm
&OBST XB=64.800003,65.175003,66.425003,67.925003,5.155,5.53, SURF_ID='UPHOLSTERY' / Back

*** GROUP: COUCH2 offset=0.000000,18.000000,0.000000 rotate=270.000000

&OBST XB=64.050003,65.175003,70.925003,71.300003,4.78,5.53, SURF_ID='UPHOLSTERY' / Left Arm
&OBST XB=64.050003,65.175003,69.425003,70.925003,4.78,5.155, SURF_ID='UPHOLSTERY' / Base
&OBST XB=64.050003,65.175003,69.050003,69.425003,4.78,5.53, SURF_ID='UPHOLSTERY' / Right Arm
&OBST XB=64.800003,65.175003,69.425003,70.925003,5.155,5.53, SURF_ID='UPHOLSTERY' / Back

*** GROUP: COUCH2 offset=0.000000,21.000000,0.000000 rotate=270.000000

&OBST XB=64.050003,65.175003,73.925003,74.300003,4.78,5.53, SURF_ID='UPHOLSTERY' / Left Arm
&OBST XB=64.050003,65.175003,72.425003,73.925003,4.78,5.155, SURF_ID='UPHOLSTERY' / Base
&OBST XB=64.050003,65.175003,72.050003,72.425003,4.78,5.53, SURF_ID='UPHOLSTERY' / Right Arm
&OBST XB=64.800003,65.175003,72.425003,73.925003,5.155,5.53, SURF_ID='UPHOLSTERY' / Back

*** GROUP: COUCH2 offset=0.000000,24.000000,0.000000 rotate=270.000000

&OBST XB=64.050003,65.175003,76.925003,77.300003,4.78,5.53, SURF_ID='UPHOLSTERY' / Left Arm
&OBST XB=64.050003,65.175003,75.425003,76.925003,4.78,5.155, SURF_ID='UPHOLSTERY' / Base
&OBST XB=64.050003,65.175003,75.050003,75.425003,4.78,5.53, SURF_ID='UPHOLSTERY' / Right Arm
&OBST XB=64.800003,65.175003,75.425003,76.925003,5.155,5.53, SURF_ID='UPHOLSTERY' / Back

*** GROUP: COUCH2 offset=0.000000,27.000000,0.000000 rotate=270.000000

&OBST XB=64.050003,65.175003,79.925003,80.300003,4.78,5.53, SURF_ID='UPHOLSTERY' / Left Arm
&OBST XB=64.050003,65.175003,78.425003,79.925003,4.78,5.155, SURF_ID='UPHOLSTERY' / Base
&OBST XB=64.050003,65.175003,78.050003,78.425003,4.78,5.53, SURF_ID='UPHOLSTERY' / Right Arm
&OBST XB=64.800003,65.175003,78.425003,79.925003,5.155,5.53, SURF_ID='UPHOLSTERY' / Back

*** GROUP: COUCH2 offset=0.000000,30.000000,0.000000 rotate=270.000000

&OBST XB=64.050003,65.175003,82.925003,83.300003,4.78,5.53, SURF_ID='UPHOLSTERY' / Left Arm
&OBST XB=64.050003,65.175003,81.425003,82.925003,4.78,5.155, SURF_ID='UPHOLSTERY' / Base
&OBST XB=64.050003,65.175003,81.050003,81.425003,4.78,5.53, SURF_ID='UPHOLSTERY' / Right Arm
&OBST XB=64.800003,65.175003,81.425003,82.925003,5.155,5.53, SURF_ID='UPHOLSTERY' / Back

*** GROUP: TWIN

*** GROUP: ROW

*** GROUP: COUCH2 offset=0.000000,0.000000,0.000000 rotate=90.000000

&OBST XB=70.050003,71.175003,51.049999,51.424999,4.78,5.53, SURF_ID='UPHOLSTERY' / Left Arm
&OBST XB=70.050003,71.175003,51.424999,52.924999,4.78,5.155, SURF_ID='UPHOLSTERY' / Base
&OBST XB=70.050003,71.175003,52.924999,53.299999,4.78,5.53, SURF_ID='UPHOLSTERY' / Right Arm
&OBST XB=70.050003,70.425003,51.424999,52.924999,5.155,5.53, SURF_ID='UPHOLSTERY' / Back

*** GROUP: COUCH2 offset=0.000000,3.000000,0.000000 rotate=90.000000

&OBST XB=70.050003,71.175003,54.049999,54.424999,4.78,5.53, SURF_ID='UPHOLSTERY' / Left Arm
&OBST XB=70.050003,71.175003,54.424999,55.924999,4.78,5.155, SURF_ID='UPHOLSTERY' / Base
```



```
&OBST XB=43.049999,44.174999,57.049999,57.424999,5.905,6.655, SURF_ID='UPHOLSTERY' / Left Arm
&OBST XB=43.049999,44.174999,57.424999,58.924999,5.905,6.28, SURF_ID='UPHOLSTERY' / Base
&OBST XB=43.049999,44.174999,58.924999,59.299999,5.905,6.655, SURF_ID='UPHOLSTERY' / Right Arm
&OBST XB=43.049999,43.424999,57.424999,58.924999,6.28,6.655, SURF_ID='UPHOLSTERY' / Back
```

[illegible]

```

XB=02.199999,42.674999,57.424999,58.249999,6.28,6.655, SURF_ID='UPHOLSTERY' / Back

*** GROUP: COUCH2 offset=0.000000,9.000000,0.000000 rotate=270.000000

&OBST XB=41.549999,42.674999,61.924999,62.299999,5.905,6.655, SURF_ID='UPHOLSTERY' / Left Arm
&OBST XB=41.549999,42.674999,60.424999,61.924999,5.905,6.28, SURF_ID='UPHOLSTERY' / Base
&OBST XB=41.549999,42.674999,60.049999,60.424999,5.905,6.655, SURF_ID='UPHOLSTERY' / Right Arm
&OBST XB=42.299999,42.674999,60.424999,61.924999,6.28,6.655, SURF_ID='UPHOLSTERY' / Back

*** GROUP: COUCH2 offset=0.000000,12.000000,0.000000 rotate=270.000000

&OBST XB=41.549999,42.674999,64.925003,65.300003,5.905,6.655, SURF_ID='UPHOLSTERY' / Left Arm
&OBST XB=41.549999,42.674999,63.424999,64.925003,5.905,6.28, SURF_ID='UPHOLSTERY' / Base
&OBST XB=41.549999,42.674999,63.049999,63.424999,5.905,6.655, SURF_ID='UPHOLSTERY' / Right Arm
&OBST XB=42.299999,42.674999,63.424999,64.925003,6.28,6.655, SURF_ID='UPHOLSTERY' / Back

*** GROUP: COUCH2 offset=0.000000,15.000000,0.000000 rotate=270.000000

&OBST XB=41.549999,42.674999,67.925003,68.300003,5.905,6.655, SURF_ID='UPHOLSTERY' / Left Arm
&OBST XB=41.549999,42.674999,66.425003,67.925003,5.905,6.28, SURF_ID='UPHOLSTERY' / Base
&OBST XB=41.549999,42.674999,66.050003,66.425003,5.905,6.655, SURF_ID='UPHOLSTERY' / Right Arm
&OBST XB=42.299999,42.674999,66.425003,67.925003,6.28,6.655, SURF_ID='UPHOLSTERY' / Back

*** GROUP: COUCH2 offset=0.000000,18.000000,0.000000 rotate=270.000000

&OBST XB=41.549999,42.674999,70.925003,71.300003,5.905,6.655, SURF_ID='UPHOLSTERY' / Left Arm
&OBST XB=41.549999,42.674999,69.425003,70.925003,5.905,6.28, SURF_ID='UPHOLSTERY' / Base
&OBST XB=41.549999,42.674999,69.050003,69.425003,5.905,6.655, SURF_ID='UPHOLSTERY' / Right Arm
&OBST XB=42.299999,42.674999,69.425003,70.925003,6.28,6.655, SURF_ID='UPHOLSTERY' / Back

*** GROUP: COUCH2 offset=0.000000,21.000000,0.000000 rotate=270.000000

&OBST XB=41.549999,42.674999,73.925003,74.300003,5.905,6.655, SURF_ID='UPHOLSTERY' / Left Arm
&OBST XB=41.549999,42.674999,72.425003,73.925003,5.905,6.28, SURF_ID='UPHOLSTERY' / Base
&OBST XB=41.549999,42.674999,72.050003,72.425003,5.905,6.655, SURF_ID='UPHOLSTERY' / Right Arm
&OBST XB=42.299999,42.674999,72.425003,73.925003,6.28,6.655, SURF_ID='UPHOLSTERY' / Back

*** GROUP: COUCH2 offset=0.000000,24.000000,0.000000 rotate=270.000000

&OBST XB=41.549999,42.674999,76.925003,77.300003,5.905,6.655, SURF_ID='UPHOLSTERY' / Left Arm
&OBST XB=41.549999,42.674999,75.425003,76.925003,5.905,6.28, SURF_ID='UPHOLSTERY' / Base
&OBST XB=41.549999,42.674999,75.050003,75.425003,5.905,6.655, SURF_ID='UPHOLSTERY' / Right Arm
&OBST XB=42.299999,42.674999,75.425003,76.925003,6.28,6.655, SURF_ID='UPHOLSTERY' / Back

*** GROUP: COUCH2 offset=0.000000,27.000000,0.000000 rotate=270.000000

&OBST XB=41.549999,42.674999,79.925003,80.300003,5.905,6.655, SURF_ID='UPHOLSTERY' / Left Arm
&OBST XB=41.549999,42.674999,78.425003,79.925003,5.905,6.28, SURF_ID='UPHOLSTERY' / Base
&OBST XB=41.549999,42.674999,78.050003,78.425003,5.905,6.655, SURF_ID='UPHOLSTERY' / Right Arm
&OBST XB=42.299999,42.674999,78.425003,79.925003,6.28,6.655, SURF_ID='UPHOLSTERY' / Back

*** GROUP: COUCH2 offset=0.000000,30.000000,0.000000 rotate=270.000000

&OBST XB=41.549999,42.674999,82.925003,83.300003,5.905,6.655, SURF_ID='UPHOLSTERY' / Left Arm
&OBST XB=41.549999,42.674999,81.425003,82.925003,5.905,6.28, SURF_ID='UPHOLSTERY' / Base
&OBST XB=41.549999,42.674999,81.050003,81.425003,5.905,6.655, SURF_ID='UPHOLSTERY' / Right Arm
&OBST XB=42.299999,42.674999,81.425003,82.925003,6.28,6.655, SURF_ID='UPHOLSTERY' / Back

*** GROUP: TWIN

*** GROUP: ROW

*** GROUP: COUCH2 offset=0.000000,0.000000,0.000000 rotate=90.000000

&OBST XB=47.549999,48.674999,51.049999,51.424999,5.905,6.655, SURF_ID='UPHOLSTERY' / Left Arm
&OBST XB=47.549999,48.674999,51.424999,52.924999,5.905,6.28, SURF_ID='UPHOLSTERY' / Base
&OBST XB=47.549999,48.674999,52.924999,53.299999,5.905,6.655, SURF_ID='UPHOLSTERY' / Right Arm
&OBST XB=47.549999,47.924999,51.424999,52.924999,6.28,6.655, SURF_ID='UPHOLSTERY' / Back

*** GROUP: COUCH2 offset=0.000000,3.000000,0.000000 rotate=90.000000

&OBST XB=47.549999,48.674999,54.049999,54.424999,5.905,6.655, SURF_ID='UPHOLSTERY' / Left Arm
&OBST XB=47.549999,48.674999,54.424999,55.924999,5.905,6.28, SURF_ID='UPHOLSTERY' / Base
&OBST XB=47.549999,48.674999,55.924999,56.299999,5.905,6.655, SURF_ID='UPHOLSTERY' / Right Arm
&OBST XB=47.549999,47.924999,54.424999,55.924999,6.28,6.655, SURF_ID='UPHOLSTERY' / Back

*** GROUP: COUCH2 offset=0.000000,6.000000,0.000000 rotate=90.000000

```

&OBST	XB=46.049999,47.174999,55.924999,56.299999,5.905,6.655,	SURF_ID='UPHOLSTERY' / Left Arm
&OBST	XB=46.049999,47.174999,54.424999,55.924999,5.905,6.28,	SURF_ID='UPHOLSTERY' / Base
&OBST	XB=46.049999,47.174999,54.049999,54.424999,5.905,6.655,	SURF_ID='UPHOLSTERY' / Right Arm
&OBST	XB=46.799999,47.174999,54.424999,55.924999,6.28,6.655,	SURF_ID='UPHOLSTERY' / Back

```
*** GROUP: COUCH2 offset=0.000000,3.000000,0.000000 rotate=90.000000
```


[illegible][illegible]

[illegible][illegible]

[illegible][illegible]

[illegible]

```
*** GROUP: COUCH2 offset=0.000000,27.000000,0.000000 rotate=90.000000
```

QOBST	XB=70.050003,71.175003,78.050003,78.425003,5.905,6.655,	SURF_ID='UPHOLSTERY' / Left Arm
QOBST	XB=70.050003,71.175003,78.425003,79.925003,5.905,6.28,	SURF_ID='UPHOLSTERY' / Base
QOBST	XB=70.050003,71.175003,79.925003,80.300003,5.905,6.655,	SURF_ID='UPHOLSTERY' / Right Arm
QOBST	XB=70.050003,70.425003,78.425003,79.925003,6.28,6.655,	SURF_ID='UPHOLSTERY' / Back

```
*** GROUP: COUCH2 offset=0.000000,30.000000,0.000000 rotate=90.000000
```

QOBST	XB=70.050003,71.175003,81.050003,81.425003,5.905,6.655,	SURF_ID='UPHOLSTERY' / Left Arm
QOBST	XB=70.050003,71.175003,81.425003,82.925003,5.905,6.28	SURF_ID='UPHOLSTERY' / Base
QOBST	XB=70.050003,71.175003,82.925003,83.300003,5.905,6.655,	SURF_ID='UPHOLSTERY' / Right Arm
QOBST	XB=70.050003,70.425003,81.425003,82.925003,6.28,6.655,	SURF_ID='UPHOLSTERY' / Back

*** GROUP: ROW2

```
*** GROUP: COUCH2 offset=0.000000,0.000000,0.000000 rotate=270.000000
```

QOBST	XB=68.550003,69.675003,52.924999,53.299999,5.905,6.655,	SURF_ID='UPHOLSTERY' / Left Arm
QOBST	XB=68.550003,69.675003,51.424999,52.924999,5.905,6.28,	SURF_ID='UPHOLSTERY' / Base
QOBST	XB=68.550003,69.675003,51.049999,51.424999,5.905,6.655,	SURF_ID='UPHOLSTERY' / Right Arm
QOBST	XB=69.300003,69.675003,51.424999,52.924999,6.28,6.655,	SURF_ID='UPHOLSTERY' / Back

```
*** GROUP: COUCH2 offset=0.000000,3.000000,0.000000 rotate=270.000000
```

QOBST	XB=68.550003,69.675003,55.924999,56.299999,5.905,6.655,	SURF_ID='UPHOLSTERY' / Left Arm
QOBST	XB=68.550003,69.675003,54.424999,55.924999,5.905,6.28,	SURF_ID='UPHOLSTERY' / Base
QOBST	XB=68.550003,69.675003,54.049999,54.424999,5.905,6.655,	SURF_ID='UPHOLSTERY' / Right Arm
QOBST	XB=69.300003,69.675003,54.424999,55.924999,6.28,6.655,	SURF_ID='UPHOLSTERY' / Back

```
*** GROUP: COUCH2 offset=0.000000,6.000000,0.000000 rotate=270.000000
```

OBST	XB=68.550003,69.675003,58.924999,59.299999,5.905,6.655,	SURF_ID='UPHOLSTERY'/ Left Arm
OBST	XB=68.550003,69.675003,57.424999,58.924999,5.905,6.28,	SURF_ID='UPHOLSTERY'/ Base
OBST	XB=68.550003,69.675003,57.049999,57.424999,5.905,6.655,	SURF_ID='UPHOLSTERY'/ Right Arm
OBST	XB=69.300003,69.675003,57.424999,58.924999,6.28,6.655,	SURF_ID='UPHOLSTERY'/ Back

```
*** GROUP: COUCH2 offset=0.000000,9.000000,0.000000 rotate=270.000000
```

OBST	XB=68.550003,69.675003,61.924999,62.299999,5.905,6.655,	SURF_ID='UPHOLSTERY' / Left Arm
OBST	XB=68.550003,69.675003,60.424999,61.924999,5.905,6.28,	SURF_ID='UPHOLSTERY' / Base
OBST	XB=68.550003,69.675003,60.049999,60.424999,5.905,6.655,	SURF_ID='UPHOLSTERY' / Right Arm
OBST	XB=69.300003,69.675003,60.424999,61.924999,6.28,6.655,	SURF_ID='UPHOLSTERY' / Back

```
*** GROUP: COUCH2 offset=0.000000,12.000000,0.000000 rotate=270.000000
```

QOBST	XB=68.550003,69.675003,64.925003,65.300003,5.905,6.655,	SURF_ID='UPHOLSTERY' / Left Arm
QOBST	XB=68.550003,69.675003,63.424999,64.925003,5.905,6.28	SURF_ID='UPHOLSTERY' / Base
QOBST	XB=68.550003,69.675003,63.049999,63.424999,5.905,6.655,	SURF_ID='UPHOLSTERY' / Right Arm
QOBST	XB=69.300003,69.675003,63.424999,64.925003,6.28,6.655,	SURF_ID='UPHOLSTERY' / Back

```
*** GROUP: COUCH2 offset=0.000000,15.000000,0.000000 rotate=270.000000
```

OBST	XB=68.550003,69.675003,67.925003,68.300003,5.905,6.655,	SURF_ID='UPHOLSTERY'/ Left Arm
OBST	XB=68.550003,69.675003,66.425003,67.925003,5.905,6.28,	SURF_ID='UPHOLSTERY'/ Base
OBST	XB=68.550003,69.675003,66.050003,66.425003,5.905,6.655,	SURF_ID='UPHOLSTERY'/ Right Arm
OBST	XB=69.300003,69.675003,66.425003,67.925003,6.28,6.655,	SURF_ID='UPHOLSTERY'/ Back

```
*** GROUP: COUCH2 offset=0.000000,18.000000,0.000000 rotate=270.000000
```

OBST	XB=68.550003,69.675003,70.925003,71.300003,5.905,6.655,	SURF_ID='UPHOLSTERY'/ Left Arm
OBST	XB=68.550003,69.675003,69.425003,70.925003,5.905,6.28,	SURF_ID='UPHOLSTERY'/ Base
OBST	XB=68.550003,69.675003,69.050003,69.425003,5.905,6.655,	SURF_ID='UPHOLSTERY'/ Right Arm
OBST	XB=69.300003,69.675003,69.425003,70.925003,6.28,6.655,	SURF_ID='UPHOLSTERY'/ Back

```
*** GROUP: COUCH2 offset=0.000000,21.000000,0.000000 rotate=270.000000
```

QOBST	XB=68.550003,69.675003,73.925003,74.300003,5.905,6.655,	SURF_ID='UPHOLSTERY'/ Left Arm
QOBST	XB=68.550003,69.675003,72.425003,73.925003,5.905,6.28	SURF_ID='UPHOLSTERY'/ Base
QOBST	XB=68.550003,69.675003,72.050003,72.425003,5.905,6.655,	SURF_ID='UPHOLSTERY'/ Right Arm
QOBST	XB=69.300003,69.675003,72.425003,73.925003,6.28,6.655,	SURF_ID='UPHOLSTERY'/ Back

```
*** GROUP: COUCH2 offset=0.000000,24.000000,0.000000 rotate=270.000000
```

&OBST XB=68.550003,69.675003,76.925003,77.300003,5.905,6.655, SURF_ID='UPHOLSTERY'/ Left Arm
&OBST XB=68.550003,69.675003,75.425003,76.925003,5.905,6.28, SURF_ID='UPHOLSTERY'/ Base

[illegible]

```

XB=3.049999,44.174999,81.050003,81.425003,7.03,7.78, SURF_ID='UPHOLSTERY' / Left Arm
XB=3.049999,44.174999,81.425003,82.925003,7.03,7.405, SURF_ID='UPHOLSTERY' / Base
XB=3.049999,44.174999,82.925003,83.300003,7.03,7.78, SURF_ID='UPHOLSTERY' / Right Arm
XB=3.049999,43.424999,81.425003,82.925003,7.405,7.78, SURF_ID='UPHOLSTERY' / Back

*** GROUP: ROW2

*** GROUP: COUCH2 offset=0.000000,0.000000,0.000000 rotate=270.000000

XB=41.549999,42.674999,52.924999,53.299999,7.03,7.78, SURF_ID='UPHOLSTERY' / Left Arm
XB=41.549999,42.674999,51.424999,52.924999,7.03,7.405, SURF_ID='UPHOLSTERY' / Base
XB=41.549999,42.674999,51.049999,51.424999,7.03,7.78, SURF_ID='UPHOLSTERY' / Right Arm
XB=42.299999,42.674999,51.424999,52.924999,7.405,7.78, SURF_ID='UPHOLSTERY' / Back

*** GROUP: COUCH2 offset=0.000000,3.000000,0.000000 rotate=270.000000

XB=41.549999,42.674999,55.924999,56.299999,7.03,7.78, SURF_ID='UPHOLSTERY' / Left Arm
XB=41.549999,42.674999,54.424999,55.924999,7.03,7.405, SURF_ID='UPHOLSTERY' / Base
XB=41.549999,42.674999,54.049999,54.424999,7.03,7.78, SURF_ID='UPHOLSTERY' / Right Arm
XB=42.299999,42.674999,54.424999,55.924999,7.405,7.78, SURF_ID='UPHOLSTERY' / Back

*** GROUP: COUCH2 offset=0.000000,6.000000,0.000000 rotate=270.000000

XB=41.549999,42.674999,58.924999,59.299999,7.03,7.78, SURF_ID='UPHOLSTERY' / Left Arm
XB=41.549999,42.674999,57.424999,58.924999,7.03,7.405, SURF_ID='UPHOLSTERY' / Base
XB=41.549999,42.674999,57.049999,57.424999,7.03,7.78, SURF_ID='UPHOLSTERY' / Right Arm
XB=42.299999,42.674999,57.424999,58.924999,7.405,7.78, SURF_ID='UPHOLSTERY' / Back

*** GROUP: COUCH2 offset=0.000000,9.000000,0.000000 rotate=270.000000

XB=41.549999,42.674999,61.924999,62.299999,7.03,7.78, SURF_ID='UPHOLSTERY' / Left Arm
XB=41.549999,42.674999,60.424999,61.924999,7.03,7.405, SURF_ID='UPHOLSTERY' / Base
XB=41.549999,42.674999,60.049999,60.424999,7.03,7.78, SURF_ID='UPHOLSTERY' / Right Arm
XB=42.299999,42.674999,60.424999,61.924999,7.405,7.78, SURF_ID='UPHOLSTERY' / Back

*** GROUP: COUCH2 offset=0.000000,12.000000,0.000000 rotate=270.000000

XB=41.549999,42.674999,64.925003,65.300003,7.03,7.78, SURF_ID='UPHOLSTERY' / Left Arm
XB=41.549999,42.674999,63.424999,64.925003,7.03,7.405, SURF_ID='UPHOLSTERY' / Base
XB=41.549999,42.674999,63.049999,63.424999,7.03,7.78, SURF_ID='UPHOLSTERY' / Right Arm
XB=42.299999,42.674999,63.424999,64.925003,7.405,7.78, SURF_ID='UPHOLSTERY' / Back

*** GROUP: COUCH2 offset=0.000000,15.000000,0.000000 rotate=270.000000

XB=41.549999,42.674999,67.925003,68.300003,7.03,7.78, SURF_ID='UPHOLSTERY' / Left Arm
XB=41.549999,42.674999,66.425003,67.925003,7.03,7.405, SURF_ID='UPHOLSTERY' / Base
XB=41.549999,42.674999,66.050003,66.425003,7.03,7.78, SURF_ID='UPHOLSTERY' / Right Arm
XB=42.299999,42.674999,66.425003,67.925003,7.405,7.78, SURF_ID='UPHOLSTERY' / Back

*** GROUP: COUCH2 offset=0.000000,18.000000,0.000000 rotate=270.000000

XB=41.549999,42.674999,70.925003,71.300003,7.03,7.78, SURF_ID='UPHOLSTERY' / Left Arm
XB=41.549999,42.674999,69.425003,70.925003,7.03,7.405, SURF_ID='UPHOLSTERY' / Base
XB=41.549999,42.674999,69.050003,69.425003,7.03,7.78, SURF_ID='UPHOLSTERY' / Right Arm
XB=42.299999,42.674999,69.425003,70.925003,7.405,7.78, SURF_ID='UPHOLSTERY' / Back

*** GROUP: COUCH2 offset=0.000000,21.000000,0.000000 rotate=270.000000

XB=41.549999,42.674999,73.925003,74.300003,7.03,7.78, SURF_ID='UPHOLSTERY' / Left Arm
XB=41.549999,42.674999,72.425003,73.925003,7.03,7.405, SURF_ID='UPHOLSTERY' / Base
XB=41.549999,42.674999,72.050003,72.425003,7.03,7.78, SURF_ID='UPHOLSTERY' / Right Arm
XB=42.299999,42.674999,72.425003,73.925003,7.405,7.78, SURF_ID='UPHOLSTERY' / Back

*** GROUP: COUCH2 offset=0.000000,24.000000,0.000000 rotate=270.000000

XB=41.549999,42.674999,76.925003,77.300003,7.03,7.78, SURF_ID='UPHOLSTERY' / Left Arm
XB=41.549999,42.674999,75.425003,76.925003,7.03,7.405, SURF_ID='UPHOLSTERY' / Base
XB=41.549999,42.674999,75.050003,75.425003,7.03,7.78, SURF_ID='UPHOLSTERY' / Right Arm
XB=42.299999,42.674999,75.425003,76.925003,7.405,7.78, SURF_ID='UPHOLSTERY' / Back

*** GROUP: COUCH2 offset=0.000000,27.000000,0.000000 rotate=270.000000

XB=41.549999,42.674999,79.925003,80.300003,7.03,7.78, SURF_ID='UPHOLSTERY' / Left Arm
XB=41.549999,42.674999,78.425003,79.925003,7.03,7.405, SURF_ID='UPHOLSTERY' / Base
XB=41.549999,42.674999,78.050003,78.425003,7.03,7.78, SURF_ID='UPHOLSTERY' / Right Arm
XB=42.299999,42.674999,78.425003,79.925003,7.405,7.78, SURF_ID='UPHOLSTERY' / Back

```



```
&OBST XB=47.549999,48.674999,78.050003,78.425003,7.03,7.78,    SURF_ID='UPHOLSTERY' / Left Arm
```

```
*** GROUP: COUCH2 offset=0.000000,27.000000,0.000000 rotate=270.000000
```

```
*** GROUP: COUCH2 offset=0.000000,24.000000,0.000000 rotate=270.000000
```

[illegible][illegible]


```
&OBST XB=63.299999,63.674999,22.174999,23.299999,1.405,2.155, SURF_ID='UPHOLSTERY' / Left Arm
&OBST XB=62.174999,63.299999,22.174999,23.299999,1.405,1.78, SURF_ID='UPHOLSTERY' / Base
&OBST XB=61.799999,62.174999,22.174999,23.299999,1.405,2.155, SURF_ID='UPHOLSTERY' / Right Arm
&OBST XB=62.174999,63.299999,22.174999,22.549999,1.78,2.155, SURF_ID='UPHOLSTERY' / Back
```

&OBST	XB=52.799999,53.174999,21.049999,22.174999,1.405,2.155,	SURF_ID='UPHOLSTERY' / Left Arm
&OBST	XB=53.174999,54.299999,21.049999,22.174999,1.405,1.78,	SURF_ID='UPHOLSTERY' / Base
&OBST	XB=54.299999,54.674999,21.049999,22.174999,1.405,2.155,	SURF_ID='UPHOLSTERY' / Right Arm
&OBST	XB=53.174999,54.299999,21.799999,22.174999,1.78,2.155,	SURF_ID='UPHOLSTERY' / Back


```
&OBST XB=-4.575,-3.075,3.43,3.805,0.515,0.89, SURF_ID='UPHOLSTERY' / Back
```

```
*** GROUP: COUCH2 offset=0.000000,6.000000,0.000000 rotate=90.000000
```

```
&OBS1 XB=-1.95,-1.575,2.68,3.805,0.14,0.89, SURF_ID='UPHOLSTERY' / Left Arm
&OBS1 XB=-1.575,-0.075,2.68,3.805,0.14,0.515, SURF_ID='UPHOLSTERY' / Base
&OBS1 XB=-0.075,0.3,2.68,3.805,0.14,0.89, SURF_ID='UPHOLSTERY' / Right Arm
&OBS1 XB=-1.575,-0.075,3.43,3.805,0.515,0.89, SURF_ID='UPHOLSTERY' / Back
```

```
*** GROUP: COUCH2 offset=0.000000,9.000000,0.000000 rotate=90.000000
```

```
&OBST XB=1.05,1.425,2.68,3.805,0.14,0.89, SURF_ID='UPHOLSTERY'/ Left Arm
&OBST XB=1.425,2.925,2.68,3.805,0.14,0.515, SURF_ID='UPHOLSTERY'/ Base
&OBST XB=2.925,3.3,2.68,3.805,0.14,0.89, SURF_ID='UPHOLSTERY'/ Right Arm
&OBST XB=1.425,2.925,3.43,3.805,0.515,0.89, SURF_ID='UPHOLSTERY'/ Back
```

```
*** GROUP: COUCH2 offset=0.000000,12.000000,0.000000 rotate=90.000000
```

```
&OBST XB=4.05,4.425,2.68,3.805,0.14,0.89, SURF_ID='UPHOLSTERY'/ Left Arm
&OBST XB=4.425,5.925,2.68,3.805,0.14,0.515, SURF_ID='UPHOLSTERY'/ Base
&OBST XB=5.925,6.3,2.68,3.805,0.14,0.89, SURF_ID='UPHOLSTERY'/ Right Arm
&OBST XB=4.425,5.925,3.43,3.805,0.515,0.89, SURF_ID='UPHOLSTERY'/ Back
```

```
*** GROUP: COUCH2 offset=0.000000,15.000000,0.000000 rotate=90.000000
```

```
&OBST XB=7.05,7.425,2.68,3.805,0.14,0.89, SURF_ID='UPHOLSTERY'/ Left Arm
&OBST XB=7.425,8.925,2.68,3.805,0.14,0.515, SURF_ID='UPHOLSTERY'/ Base
&OBST XB=8.925,9.3,2.68,3.805,0.14,0.89, SURF_ID='UPHOLSTERY'/ Right Arm
&OBST XB=7.425,8.925,3.43,3.805,0.515,0.89, SURF_ID='UPHOLSTERY'/ Back
```

```
*** GROUP: LHS_MID
```

```
*** GROUP: CHAIR_ROW2
```

```
*** GROUP: CHAIR offset=0.000000,0.000000,0.140000 rotate=0.000000
```

&OBST	XB=-7.95,-7.575,5.305,6.43,0.28,1.03,	SURF_ID='UPHOLSTERY' / Left Arm
&OBST	XB=-7.575,-6.825,5.305,6.43,0.28,0.655,	SURF_ID='UPHOLSTERY' / Base
&OBST	XB=-6.825,-6.45,5.305,6.43,0.28,1.03,	SURF_ID='UPHOLSTERY' / Right Arm
&OBST	XB=-7.575,-6.825,6.055,6.43,0.655,1.03,	SURF_ID='UPHOLSTERY' / Back

```
*** GROUP: CHAIR offset=1.875000,0.000000,0.140000 rotate=0.000000
```

&OBST	XB=-6.075,-5.7,5.305,6.43,0.28,1.03,	SURF_ID='UPHOLSTERY'/	Left Arm
&OBST	XB=-5.7,-4.95,5.305,6.43,0.28,0.655,	SURF_ID='UPHOLSTERY'/	Base
&OBST	XB=-4.95,-4.575,5.305,6.43,0.28,1.03,	SURF_ID='UPHOLSTERY'/	Right Arm
&OBST	XB=-5.7,-4.95,6.055,6.43,0.655,1.03,	SURF_ID='UPHOLSTERY'/	Back

```
*** GROUP: CHAIR offset=3.750000,0.000000,0.140000 rotate=0.000000
```

```
&OBST XB=-4.2,-3.825,5.305,6.43,0.28,1.03, SURF_ID='UPHOLSTERY'/ Left Arm
&OBST XB=-3.825,-3.075,5.305,6.43,0.28,0.655, SURF_ID='UPHOLSTERY'/ Base
&OBST XB=-3.075,-2.7,5.305,6.43,0.28,1.03, SURF_ID='UPHOLSTERY'/ Right Arm
&OBST XB=-3.825,-3.075,6.055,6.43,0.655,1.03, SURF_ID='UPHOLSTERY'/ Back
```

```
*** GROUP: CHAIR offset=5.625000,0.000000,0.140000 rotate=0.000000
```

```
&OBST XB=-2.325,-1.95,5.305,6.43,0.28,1.03, SURF_ID='UPHOLSTERY' / Left Arm
&OBST XB=-1.95,-1.2,5.305,6.43,0.28,0.655, SURF_ID='UPHOLSTERY' / Base
&OBST XB=-1.2,-0.825,5.305,6.43,0.28,1.03, SURF_ID='UPHOLSTERY' / Right Arm
&OBST XB=-1.95,-1.2,6.055,6.43,0.655,1.03, SURF_ID='UPHOLSTERY' / Back
```

```
*** GROUP: CHAIR offset=7.500000,0.000000,0.140000 rotate=0.000000
```

```
&OBST XB=-0.45,-0.075,5.305,6.43,0.28,1.03, SURF_ID='UPHOLSTERY' / Left Arm
&OBST XB=-0.075,0.675,5.305,6.43,0.28,0.655, SURF_ID='UPHOLSTERY' / Base
&OBST XB=0.675,1.05,5.305,6.43,0.28,1.03, SURF_ID='UPHOLSTERY' / Right Arm
&OBST XB=-0.075,0.675,6.055,6.43,0.655,1.03, SURF_ID='UPHOLSTERY' / Back
```

```
*** GROUP: CHAIR offset=9.375000,0.000000,0.140000 rotate=0.000000
```

&OBST XB=1.425,1.8,5.305,6.43,0.28,1.03,	SURF_ID='UPHOLSTERY'/	Left Arm
&OBST XB=1.8,2.55,5.305,6.43,0.28,0.655,	SURF_ID='UPHOLSTERY'/	Base
&OBST XB=2.55,2.925,5.305,6.43,0.28,1.03,	SURF_ID='UPHOLSTERY'/	Right Arm
&OBST XB=1.8,2.55,6.055,6.43,0.655,1.03,	SURF_ID='UPHOLSTERY'/	Back

```
*** GROUP: CHAIR offset=11.250000,0.000000,0.140000 rotate=0.000000
```

```
&OBST XB=3.3,3.675,3.305,6.43,0.28,1.03, SURF_ID='UPHOLSTERY'/ Left Arm
&OBST XB=3.675,4.425,5.305,6.43,0.28,0.655, SURF_ID='UPHOLSTERY'/ Base
&OBST XB=4.425,4.8,5.305,6.43,0.28,1.03, SURF_ID='UPHOLSTERY'/ Right Arm
&OBST XB=3.675,4.425,6.055,6.43,0.655,1.03, SURF_ID='UPHOLSTERY'/ Back
```

```
*** GROUP: CHAIR offset=13.125000,0.000000,0.140000 rotate=0.000000
```

```
&OBST XB=5.175,5.55,5.305,6.43,0.28,1.03, SURF_ID='UPHOLSTERY' / Left Arm
&OBST XB=5.55,6.3,5.305,6.43,0.28,0.655, SURF_ID='UPHOLSTERY' / Base
&OBST XB=6.3,6.675,5.305,6.43,0.28,1.03, SURF_ID='UPHOLSTERY' / Right Arm
&OBST XB=5.55,6.3,6.055,6.43,0.655,1.03, SURF_ID='UPHOLSTERY' / Back
```

```
*** GROUP: CHAIR offset=15.000000,0.000000,0.140000 rotate=0.000000
```

&OBST	XB=7.05,7.425,5.305,6.43,0.28,1.03,	SURF_ID='UPHOLSTERY' / Left Arm
&OBST	XB=7.425,8.175,5.305,6.43,0.28,0.655,	SURF_ID='UPHOLSTERY' / Base
&OBST	XB=8.175,8.55,5.305,6.43,0.28,1.03,	SURF_ID='UPHOLSTERY' / Right Arm
&OBST	XB=7.425,8.175,6.055,6.43,0.655,1.03,	SURF_ID='UPHOLSTERY' / Back

```
*** GROUP: CHAIR_ROW2
```

```
*** GROUP: CHAIR offset=0.000000,0.000000,0.140000 rotate=0.000000
```

```
&OBS1 XB=-7.95,-7.575,6.805,7.93,0.28,1.03, SURF_ID='UPHOLSTERY' / Left Arm
&OBS1 XB=-7.575,-6.825,6.805,7.93,0.28,0.655, SURF_ID='UPHOLSTERY' / Base
&OBS1 XB=-6.825,-6.45,6.805,7.93,0.28,1.03, SURF_ID='UPHOLSTERY' / Right Arm
&OBS1 XB=-7.575,-6.825,7.555,7.93,0.655,1.03, SURF_ID='UPHOLSTERY' / Back
```

```
*** GROUP: CHAIR offset=1.875000,0.000000,0.140000 rotate=0.000000
```

&OBST XB=-6.075,-5.7,6.805,7.93,0.28,1.03,	SURF_ID='UPHOLSTERY'/ Left Arm
&OBST XB=-5.7,-4.95,6.805,7.93,0.28,0.655,	SURF_ID='UPHOLSTERY'/ Base
&OBST XB=-4.95,-4.575,6.805,7.93,0.28,1.03,	SURF_ID='UPHOLSTERY'/ Right Arm
&OBST XB=-5.7,-4.575,5.555,7.93,0.655,1.03,	SURF_ID='UPHOLSTERY'/ Back

```
*** GROUP: CHAIR offset=3.750000,0.000000,0.140000 rotate=0.000000
```

```
&OBST XB=-4.2,-3.825,6.805,7.93,0.28,1.03, SURF_ID='UPHOLSTERY'/ Left Arm
&OBST XB=-3.825,-3.075,6.805,7.93,0.28,0.655, SURF_ID='UPHOLSTERY'/ Base
&OBST XB=-3.075,-2.7,6.805,7.93,0.28,1.03, SURF_ID='UPHOLSTERY'/ Right Arm
&OBST XB=-3.825,-3.075,7.555,7.93,0.655,1.03, SURF_ID='UPHOLSTERY'/ Back
```

```
*** GROUP: CHAIR offset=5.625000,0.000000,0.140000 rotate=0.000000
```

```
&OBST XB=-2.325,-1.95,6.805,7.93,0.28,1.03, SURF_ID='UPHOLSTERY' / Left Arm
&OBST XB=-1.95,-1.2,6.805,7.93,0.28,0.655, SURF_ID='UPHOLSTERY' / Base
&OBST XB=-1.2,-0.825,6.805,7.93,0.28,1.03, SURF_ID='UPHOLSTERY' / Right Arm
&OBST XB=-1.95,-1.2,7.555,7.93,0.655,1.03, SURF_ID='UPHOLSTERY' / Back
```

```
*** GROUP: CHAIR offset=7.500000,0.000000,0.140000 rotate=0.000000
```

```
&OBST XB=-0.45,-0.075,6.805,7.93,0.28,1.03, SURF_ID='UPHOLSTERY' / Left Arm
&OBST XB=-0.075,0.675,6.805,7.93,0.28,0.655, SURF_ID='UPHOLSTERY' / Base
&OBST XB=0.675,1.05,6.805,7.93,0.28,1.03, SURF_ID='UPHOLSTERY' / Right Arm
&OBST XB=-0.075,0.675,7.555,7.93,0.655,1.03, SURF_ID='UPHOLSTERY' / Back
```

```
*** GROUP: CHAIR offset=9.375000,0.000000,0.140000 rotate=0.000000
```

&OBST XB=1.425,1.8,6.805,7.93,0.28,1.03,	SURF_ID='UPHOLSTERY' / Left Arm
&OBST XB=1.8,2.55,6.805,7.93,0.28,0.655,	SURF_ID='UPHOLSTERY' / Base
&OBST XB=2.55,2.925,6.805,7.93,0.28,1.03,	SURF_ID='UPHOLSTERY' / Right Arm
&OBST XB=1.8,2.55,7.555,7.93,0.655,1.03,	SURF_ID='UPHOLSTERY' / Back

```
*** GROUP: CHAIR offset=11.250000,0.000000,0.140000 rotate=0.000000
```

```
&OBST XB=3.3,3.675,6.805,7.93,0.28,1.03, SURF_ID='UPHOLSTERY'/ Left Arm
&OBST XB=3.675,4.425,6.805,7.93,0.28,0.655, SURF_ID='UPHOLSTERY'/ Base
&OBST XB=4.425,4.8,6.805,7.93,0.28,1.03, SURF_ID='UPHOLSTERY'/ Right Arm
&OBST XB=3.675,4.425,7.555,7.93,0.655,1.03, SURF_ID='UPHOLSTERY'/ Back
```

```
*** GROUP: CHAIR offset=13.125000,0.000000,0.140000 rotate=0.000000
```

```
&OBST XB=5.175,5.55,6.805,7.93,0.28,1.03, SURF_ID='UPHOLSTERY' / Left Arm
&OBST XB=5.55,6.3,6.805,7.93,0.28,0.655, SURF_ID='UPHOLSTERY' / Base
&OBST XB=6.3,6.675,6.805,7.93,0.28,1.03, SURF_ID='UPHOLSTERY' / Right Arm
```


&OBST XB=1.425,1.8,14.305,15.43,0.28,1.03, SURF_ID='UPHOLSTERY'/ Left Arm
&OBST XB=1.8,2.55,14.305,15.43,0.28,0.655, SURF_ID='UPHOLSTERY'/ Base
&OBST XB=2.55,2.925,14.305,15.43,0.28,1.03, SURF_ID='UPHOLSTERY'/ Right Arm
&OBST XB=1.8,2.55,15.055,15.43,0.655,1.03, SURF_ID='UPHOLSTERY'/ Back

*** GROUP: CHAIR offset=11.250000,0.000000,0.140000 rotate=0.000000

&OBST XB=3.3,3.675,14.305,15.43,0.28,1.03, SURF_ID='UPHOLSTERY'/ Left Arm
&OBST XB=3.675,4.425,14.305,15.43,0.28,0.655, SURF_ID='UPHOLSTERY'/ Base
&OBST XB=4.425,4.8,14.305,15.43,0.28,1.03, SURF_ID='UPHOLSTERY'/ Right Arm
&OBST XB=3.675,4.425,15.055,15.43,0.655,1.03, SURF_ID='UPHOLSTERY'/ Back

*** GROUP: CHAIR offset=13.125000,0.000000,0.140000 rotate=0.000000

&OBST XB=5.175,5.55,14.305,15.43,0.28,1.03, SURF_ID='UPHOLSTERY'/ Left Arm
&OBST XB=5.55,6.3,14.305,15.43,0.28,0.655, SURF_ID='UPHOLSTERY'/ Base
&OBST XB=6.3,6.675,14.305,15.43,0.28,1.03, SURF_ID='UPHOLSTERY'/ Right Arm
&OBST XB=5.55,6.3,15.055,15.43,0.655,1.03, SURF_ID='UPHOLSTERY'/ Back

*** GROUP: CHAIR offset=15.000000,0.000000,0.140000 rotate=0.000000

&OBST XB=7.05,7.425,14.305,15.43,0.28,1.03, SURF_ID='UPHOLSTERY'/ Left Arm
&OBST XB=7.425,8.175,14.305,15.43,0.28,0.655, SURF_ID='UPHOLSTERY'/ Base
&OBST XB=8.175,8.55,14.305,15.43,0.28,1.03, SURF_ID='UPHOLSTERY'/ Right Arm
&OBST XB=7.425,8.175,15.055,15.43,0.655,1.03, SURF_ID='UPHOLSTERY'/ Back

*** GROUP: CHAIR_ROW2

*** GROUP: CHAIR offset=0.000000,0.000000,0.140000 rotate=0.000000

&OBST XB=-7.95,-7.575,15.805,16.93,0.28,1.03, SURF_ID='UPHOLSTERY'/ Left Arm
&OBST XB=-7.575,-6.825,15.805,16.93,0.28,0.655, SURF_ID='UPHOLSTERY'/ Base
&OBST XB=-6.825,-6.45,15.805,16.93,0.28,1.03, SURF_ID='UPHOLSTERY'/ Right Arm
&OBST XB=-7.575,-6.825,16.555,16.93,0.655,1.03, SURF_ID='UPHOLSTERY'/ Back

*** GROUP: CHAIR offset=1.875000,0.000000,0.140000 rotate=0.000000

&OBST XB=-6.075,-5.7,15.805,16.93,0.28,1.03, SURF_ID='UPHOLSTERY'/ Left Arm
&OBST XB=-5.7,-4.95,15.805,16.93,0.28,0.655, SURF_ID='UPHOLSTERY'/ Base
&OBST XB=-4.95,-4.575,15.805,16.93,0.28,1.03, SURF_ID='UPHOLSTERY'/ Right Arm
&OBST XB=-5.7,-4.95,16.555,16.93,0.655,1.03, SURF_ID='UPHOLSTERY'/ Back

*** GROUP: CHAIR offset=3.750000,0.000000,0.140000 rotate=0.000000

&OBST XB=-4.2,-3.825,15.805,16.93,0.28,1.03, SURF_ID='UPHOLSTERY'/ Left Arm
&OBST XB=-3.825,-3.075,15.805,16.93,0.28,0.655, SURF_ID='UPHOLSTERY'/ Base
&OBST XB=-3.075,-2.7,15.805,16.93,0.28,1.03, SURF_ID='UPHOLSTERY'/ Right Arm
&OBST XB=-3.825,-3.075,16.555,16.93,0.655,1.03, SURF_ID='UPHOLSTERY'/ Back

*** GROUP: CHAIR offset=5.625000,0.000000,0.140000 rotate=0.000000

&OBST XB=-2.325,-1.95,15.805,16.93,0.28,1.03, SURF_ID='UPHOLSTERY'/ Left Arm
&OBST XB=-1.95,-1.2,15.805,16.93,0.28,0.655, SURF_ID='UPHOLSTERY'/ Base
&OBST XB=-1.2,-0.825,15.805,16.93,0.28,1.03, SURF_ID='UPHOLSTERY'/ Right Arm
&OBST XB=-1.95,-1.2,16.555,16.93,0.655,1.03, SURF_ID='UPHOLSTERY'/ Back

*** GROUP: CHAIR offset=7.500000,0.000000,0.140000 rotate=0.000000

&OBST XB=-0.45,-0.075,15.805,16.93,0.28,1.03, SURF_ID='UPHOLSTERY'/ Left Arm
&OBST XB=-0.075,0.675,15.805,16.93,0.28,0.655, SURF_ID='UPHOLSTERY'/ Base
&OBST XB=0.675,1.05,15.805,16.93,0.28,1.03, SURF_ID='UPHOLSTERY'/ Right Arm
&OBST XB=-0.075,0.675,16.555,16.93,0.655,1.03, SURF_ID='UPHOLSTERY'/ Back

*** GROUP: CHAIR offset=9.375000,0.000000,0.140000 rotate=0.000000

&OBST XB=1.425,1.8,15.805,16.93,0.28,1.03, SURF_ID='UPHOLSTERY'/ Left Arm
&OBST XB=1.8,2.55,15.805,16.93,0.28,0.655, SURF_ID='UPHOLSTERY'/ Base
&OBST XB=2.55,2.925,15.805,16.93,0.28,1.03, SURF_ID='UPHOLSTERY'/ Right Arm
&OBST XB=1.8,2.55,16.555,16.93,0.655,1.03, SURF_ID='UPHOLSTERY'/ Back

*** GROUP: CHAIR offset=11.250000,0.000000,0.140000 rotate=0.000000

&OBST XB=3.3,3.675,15.805,16.93,0.28,1.03, SURF_ID='UPHOLSTERY'/ Left Arm
&OBST XB=3.675,4.425,15.805,16.93,0.28,0.655, SURF_ID='UPHOLSTERY'/ Base
&OBST XB=4.425,4.8,15.805,16.93,0.28,1.03, SURF_ID='UPHOLSTERY'/ Right Arm
&OBST XB=3.675,4.425,16.555,16.93,0.655,1.03, SURF_ID='UPHOLSTERY'/ Back

*** GROUP: CHAIR offset=13.125000,0.000000,0.140000 rotate=0.000000

&OBST XB=5.175,5.55,15.805,16.93,0.28,1.03, SURF_ID='UPHOLSTERY'/ Left Arm
&OBST XB=5.55,6.3,15.805,16.93,0.28,0.655, SURF_ID='UPHOLSTERY'/ Base
&OBST XB=6.3,6.675,15.805,16.93,0.28,1.03, SURF_ID='UPHOLSTERY'/ Right Arm
&OBST XB=5.55,6.3,16.555,16.93,0.655,1.03, SURF_ID='UPHOLSTERY'/ Back

*** GROUP: CHAIR offset=15.000000,0.000000,0.140000 rotate=0.000000

&OBST XB=7.05,7.425,15.805,16.93,0.28,1.03, SURF_ID='UPHOLSTERY'/ Left Arm
&OBST XB=7.425,8.175,15.805,16.93,0.28,0.655, SURF_ID='UPHOLSTERY'/ Base
&OBST XB=8.175,8.55,15.805,16.93,0.28,1.03, SURF_ID='UPHOLSTERY'/ Right Arm
&OBST XB=7.425,8.175,16.555,16.93,0.655,1.03, SURF_ID='UPHOLSTERY'/ Back

*** GROUP: LHS_REAR

*** GROUP: WOOD ROW

*** GROUP: WOOD FURNISHING offset=0.000000,0.000000,0.000000 rotate=0.000000

&OBST XB=-7.95,-6.825,18.42,19.17,0.14,1.64, SURF_ID='WOOD FLOOR'/

*** GROUP: WOOD FURNISHING offset=1.500000,0.000000,0.000000 rotate=0.000000

&OBST XB=-6.45,-5.325,18.42,19.17,0.14,1.64, SURF_ID='WOOD FLOOR'/

*** GROUP: WOOD FURNISHING offset=3.000000,0.000000,0.000000 rotate=0.000000

&OBST XB=-4.95,-3.825,18.42,19.17,0.14,1.64, SURF_ID='WOOD FLOOR'/

*** GROUP: WOOD FURNISHING offset=4.500000,0.000000,0.000000 rotate=0.000000

&OBST XB=-3.45,-2.325,18.42,19.17,0.14,1.64, SURF_ID='WOOD FLOOR'/

*** GROUP: WOOD FURNISHING offset=6.000000,0.000000,0.000000 rotate=0.000000

&OBST XB=-1.95,-0.825,18.42,19.17,0.14,1.64, SURF_ID='WOOD FLOOR'/

*** GROUP: WOOD FURNISHING offset=7.500000,0.000000,0.000000 rotate=0.000000

&OBST XB=-0.45,0.675,18.42,19.17,0.14,1.64, SURF_ID='WOOD FLOOR'/

*** GROUP: WOOD FURNISHING offset=9.000000,0.000000,0.000000 rotate=0.000000

&OBST XB=1.05,2.175,18.42,19.17,0.14,1.64, SURF_ID='WOOD FLOOR'/

*** GROUP: WOOD FURNISHING offset=10.500000,0.000000,0.000000 rotate=0.000000

&OBST XB=2.55,3.675,18.42,19.17,0.14,1.64, SURF_ID='WOOD FLOOR'/

*** GROUP: WOOD FURNISHING offset=12.000000,0.000000,0.000000 rotate=0.000000

&OBST XB=4.05,5.175,18.42,19.17,0.14,1.64, SURF_ID='WOOD FLOOR'/

*** GROUP: WOOD FURNISHING offset=13.500000,0.000000,0.000000 rotate=0.000000

&OBST XB=5.55,6.675,18.42,19.17,0.14,1.64, SURF_ID='WOOD FLOOR'/

*** GROUP: WOOD FURNISHING offset=15.000000,0.000000,0.000000 rotate=0.000000

&OBST XB=7.05,8.175,18.42,19.17,0.14,1.64, SURF_ID='WOOD FLOOR'/

*** GROUP: WOOD ROW

*** GROUP: WOOD FURNISHING offset=0.000000,0.000000,0.000000 rotate=0.000000

&OBST XB=-7.95,-6.825,19.545,20.295,0.14,1.64, SURF_ID='WOOD FLOOR'/

*** GROUP: WOOD FURNISHING offset=1.500000,0.000000,0.000000 rotate=0.000000

&OBST XB=-6.45,-5.325,19.545,20.295,0.14,1.64, SURF_ID='WOOD FLOOR'/

*** GROUP: WOOD FURNISHING offset=3.000000,0.000000,0.000000 rotate=0.000000

&OBST XB=-4.95,-3.825,19.545,20.295,0.14,1.64, SURF_ID='WOOD FLOOR'/


```
*** GROUP: WOOD ROW

*** GROUP: WOOD FURNISHING offset=0.000000,0.000000,0.000000 rotate=0.000000

&OBST XB=-7.95,-6.825,27.42,28.17,0.14,1.64,    SURF_ID='WOOD FLOOR' /

*** GROUP: WOOD FURNISHING offset=1.500000,0.000000,0.000000 rotate=0.000000

&OBST XB=-6.45,-5.325,27.42,28.17,0.14,1.64,    SURF_ID='WOOD FLOOR' /

*** GROUP: WOOD FURNISHING offset=3.000000,0.000000,0.000000 rotate=0.000000

&OBST XB=-4.95,-3.825,27.42,28.17,0.14,1.64,    SURF_ID='WOOD FLOOR' /

*** GROUP: WOOD FURNISHING offset=4.500000,0.000000,0.000000 rotate=0.000000

&OBST XB=-3.45,-2.325,27.42,28.17,0.14,1.64,    SURF_ID='WOOD FLOOR' /

*** GROUP: WOOD FURNISHING offset=6.000000,0.000000,0.000000 rotate=0.000000

&OBST XB=-1.95,-0.825,27.42,28.17,0.14,1.64,    SURF_ID='WOOD FLOOR' /

*** GROUP: WOOD FURNISHING offset=7.500000,0.000000,0.000000 rotate=0.000000

&OBST XB=-0.45,0.675,27.42,28.17,0.14,1.64,    SURF_ID='WOOD FLOOR' /

*** GROUP: WOOD FURNISHING offset=9.000000,0.000000,0.000000 rotate=0.000000

&OBST XB=1.05,2.175,27.42,28.17,0.14,1.64,    SURF_ID='WOOD FLOOR' /

*** GROUP: WOOD FURNISHING offset=10.500000,0.000000,0.000000 rotate=0.000000

&OBST XB=2.55,3.675,27.42,28.17,0.14,1.64,    SURF_ID='WOOD FLOOR' /

*** GROUP: WOOD FURNISHING offset=12.000000,0.000000,0.000000 rotate=0.000000

&OBST XB=4.05,5.175,27.42,28.17,0.14,1.64,    SURF_ID='WOOD FLOOR' /

*** GROUP: WOOD FURNISHING offset=13.500000,0.000000,0.000000 rotate=0.000000

&OBST XB=5.55,6.675,27.42,28.17,0.14,1.64,    SURF_ID='WOOD FLOOR' /

*** GROUP: WOOD FURNISHING offset=15.000000,0.000000,0.000000 rotate=0.000000

&OBST XB=7.05,8.175,27.42,28.17,0.14,1.64,    SURF_ID='WOOD FLOOR' /

*** GROUP: LR_ROW

*** GROUP: LR

*** GROUP: COUCH offset=0.000000,0.000000,0.000000 rotate=0.000000

&OBST XB=9.675,10.05,-0.32,0.805,0.14,0.89,    SURF_ID='UPHOLSTERY' / Left Arm
&OBST XB=10.05,12.3,-0.32,0.805,0.14,0.515,    SURF_ID='UPHOLSTERY' / Base
&OBST XB=12.3,12.675,-0.32,0.805,0.14,0.89,    SURF_ID='UPHOLSTERY' / Right Arm
&OBST XB=10.05,12.3,0.43,0.805,0.515,0.89,    SURF_ID='UPHOLSTERY' / Back

*** GROUP: CHAIR offset=0.000000,-1.875000,0.000000 rotate=90.000000

&OBST XB=9.675,10.8,-2.195,-1.82,0.14,0.89,    SURF_ID='UPHOLSTERY' / Left Arm
&OBST XB=9.675,10.8,-1.82,-1.07,0.14,0.515,    SURF_ID='UPHOLSTERY' / Base
&OBST XB=9.675,10.8,-1.07,-0.695,0.14,0.89,    SURF_ID='UPHOLSTERY' / Right Arm
&OBST XB=9.675,10.05,-1.82,-1.07,0.515,0.89,    SURF_ID='UPHOLSTERY' / Back

*** GROUP: CHAIR offset=1.875000,-1.875000,0.000000 rotate=270.000000

&OBST XB=11.55,12.675,-1.07,-0.695,0.14,0.89,    SURF_ID='UPHOLSTERY' / Left Arm
&OBST XB=11.55,12.675,-1.82,-1.07,0.14,0.515,    SURF_ID='UPHOLSTERY' / Base
&OBST XB=11.55,12.675,-2.195,-1.82,0.14,0.89,    SURF_ID='UPHOLSTERY' / Right Arm
&OBST XB=12.3,12.675,-1.82,-1.07,0.515,0.89,    SURF_ID='UPHOLSTERY' / Back

*** GROUP: LR

*** GROUP: COUCH offset=0.000000,0.000000,0.000000 rotate=0.000000
```

```
&OBST XB=13.05,13.425,-0.32,0.805,0.14,0.89,    SURF_ID='UPHOLSTERY' / Left Arm
&OBST XB=13.425,15.675,-0.32,0.805,0.14,0.515,    SURF_ID='UPHOLSTERY' / Base
&OBST XB=15.675,16.049999,-0.32,0.805,0.14,0.89,    SURF_ID='UPHOLSTERY' / Right Arm
&OBST XB=13.425,15.675,0.43,0.805,0.515,0.89,    SURF_ID='UPHOLSTERY' / Back

*** GROUP: CHAIR offset=0.000000,-1.875000,0.000000 rotate=90.000000

&OBST XB=13.05,14.175,-2.195,-1.82,0.14,0.89,    SURF_ID='UPHOLSTERY' / Left Arm
&OBST XB=13.05,14.175,-1.82,-1.07,0.14,0.515,    SURF_ID='UPHOLSTERY' / Base
&OBST XB=13.05,14.175,-1.07,-0.695,0.14,0.89,    SURF_ID='UPHOLSTERY' / Right Arm
&OBST XB=13.05,13.425,-1.82,-1.07,0.515,0.89,    SURF_ID='UPHOLSTERY' / Back

*** GROUP: CHAIR offset=1.875000,-1.875000,0.000000 rotate=270.000000

&OBST XB=14.925,16.049999,-1.07,-0.695,0.14,0.89,    SURF_ID='UPHOLSTERY' / Left Arm
&OBST XB=14.925,16.049999,-1.82,-1.07,0.14,0.515,    SURF_ID='UPHOLSTERY' / Base
&OBST XB=14.925,16.049999,-2.195,-1.82,0.14,0.89,    SURF_ID='UPHOLSTERY' / Right Arm
&OBST XB=15.675,16.049999,-1.82,-1.07,0.515,0.89,    SURF_ID='UPHOLSTERY' / Back

*** GROUP: LR

*** GROUP: COUCH offset=0.000000,0.000000,0.000000 rotate=0.000000

&OBST XB=16.424999,16.799999,-0.32,0.805,0.14,0.89,    SURF_ID='UPHOLSTERY' / Left Arm
&OBST XB=16.799999,19.049999,-0.32,0.805,0.14,0.515,    SURF_ID='UPHOLSTERY' / Base
&OBST XB=19.049999,19.424999,-0.32,0.805,0.14,0.89,    SURF_ID='UPHOLSTERY' / Right Arm
&OBST XB=16.799999,19.049999,0.43,0.805,0.515,0.89,    SURF_ID='UPHOLSTERY' / Back

*** GROUP: CHAIR offset=0.000000,-1.875000,0.000000 rotate=90.000000

&OBST XB=16.424999,17.549999,-2.195,-1.82,0.14,0.89,    SURF_ID='UPHOLSTERY' / Left Arm
&OBST XB=16.424999,17.549999,-1.82,-1.07,0.14,0.515,    SURF_ID='UPHOLSTERY' / Base
&OBST XB=16.424999,17.549999,-1.07,-0.695,0.14,0.89,    SURF_ID='UPHOLSTERY' / Right Arm
&OBST XB=16.424999,16.799999,-1.82,-1.07,0.515,0.89,    SURF_ID='UPHOLSTERY' / Back

*** GROUP: CHAIR offset=1.875000,-1.875000,0.000000 rotate=270.000000

&OBST XB=18.299999,19.424999,-1.07,-0.695,0.14,0.89,    SURF_ID='UPHOLSTERY' / Left Arm
&OBST XB=18.299999,19.424999,-1.82,-1.07,0.14,0.515,    SURF_ID='UPHOLSTERY' / Base
&OBST XB=18.299999,19.424999,-2.195,-1.82,0.14,0.89,    SURF_ID='UPHOLSTERY' / Right Arm
&OBST XB=19.049999,19.424999,-1.82,-1.07,0.515,0.89,    SURF_ID='UPHOLSTERY' / Back

*** GROUP: LR

*** GROUP: COUCH offset=0.000000,0.000000,0.000000 rotate=0.000000

&OBST XB=19.799999,20.174999,-0.32,0.805,0.14,0.89,    SURF_ID='UPHOLSTERY' / Left Arm
&OBST XB=20.174999,22.424999,-0.32,0.805,0.14,0.515,    SURF_ID='UPHOLSTERY' / Base
&OBST XB=22.424999,22.799999,-0.32,0.805,0.14,0.89,    SURF_ID='UPHOLSTERY' / Right Arm
&OBST XB=20.174999,22.424999,0.43,0.805,0.515,0.89,    SURF_ID='UPHOLSTERY' / Back

*** GROUP: CHAIR offset=0.000000,-1.875000,0.000000 rotate=90.000000

&OBST XB=19.799999,20.924999,-2.195,-1.82,0.14,0.89,    SURF_ID='UPHOLSTERY' / Left Arm
&OBST XB=19.799999,20.924999,-1.82,-1.07,0.14,0.515,    SURF_ID='UPHOLSTERY' / Base
&OBST XB=19.799999,20.924999,-1.07,-0.695,0.14,0.89,    SURF_ID='UPHOLSTERY' / Right Arm
&OBST XB=19.799999,20.174999,-1.82,-1.07,0.515,0.89,    SURF_ID='UPHOLSTERY' / Back

*** GROUP: CHAIR offset=1.875000,-1.875000,0.000000 rotate=270.000000

&OBST XB=21.674999,22.799999,-1.07,-0.695,0.14,0.89,    SURF_ID='UPHOLSTERY' / Left Arm
&OBST XB=21.674999,22.799999,-1.82,-1.07,0.14,0.515,    SURF_ID='UPHOLSTERY' / Base
&OBST XB=21.674999,22.799999,-2.195,-1.82,0.14,0.89,    SURF_ID='UPHOLSTERY' / Right Arm
&OBST XB=22.424999,22.799999,-1.82,-1.07,0.515,0.89,    SURF_ID='UPHOLSTERY' / Back

*** GROUP: COUCH offset=12.750000,-1.875000,0.000000 rotate=90.000000

&OBST XB=23.174999,24.299999,-2.195,-1.82,0.14,0.89,    SURF_ID='UPHOLSTERY' / Left Arm
&OBST XB=23.174999,24.299999,-1.82,0.43,0.14,0.515,    SURF_ID='UPHOLSTERY' / Base
&OBST XB=23.174999,24.299999,0.43,0.805,0.14,0.89,    SURF_ID='UPHOLSTERY' / Right Arm
&OBST XB=23.174999,23.549999,-1.82,0.43,0.515,0.89,    SURF_ID='UPHOLSTERY' / Back

*** GROUP: COUCH offset=14.250000,-1.875000,0.000000 rotate=90.000000
```


&OBST XB=40.040001,41.165001,3.43,4.18,0.14,0.515, SURF_ID='UPHOLSTERY'/ Base
&OBST XB=40.040001,41.165001,3.055,3.43,0.14,0.89, SURF_ID='UPHOLSTERY'/ Right Arm
&OBST XB=40.790001,41.165001,3.43,4.18,0.515,0.89, SURF_ID='UPHOLSTERY'/ Back

*** GROUP: LR

*** GROUP: COUCH offset=0.000000,0.000000,0.000000 rotate=0.000000

&OBST XB=34.790001,35.165001,4.93,6.055,0.14,0.89, SURF_ID='UPHOLSTERY'/ Left Arm
&OBST XB=35.165001,37.415001,4.93,6.055,0.14,0.515, SURF_ID='UPHOLSTERY'/ Base
&OBST XB=37.415001,37.790001,4.93,6.055,0.14,0.89, SURF_ID='UPHOLSTERY'/ Right Arm
&OBST XB=35.165001,37.415001,5.68,6.055,0.515,0.89, SURF_ID='UPHOLSTERY'/ Back

*** GROUP: CHAIR offset=0.000000,-1.875000,0.000000 rotate=90.000000

&OBST XB=34.790001,35.915001,3.055,3.43,0.14,0.89, SURF_ID='UPHOLSTERY'/ Left Arm
&OBST XB=34.790001,35.915001,3.43,4.18,0.14,0.515, SURF_ID='UPHOLSTERY'/ Base
&OBST XB=34.790001,35.915001,4.18,4.555,0.14,0.89, SURF_ID='UPHOLSTERY'/ Right Arm
&OBST XB=34.790001,35.165001,3.43,4.18,0.515,0.89, SURF_ID='UPHOLSTERY'/ Back

*** GROUP: CHAIR offset=1.875000,-1.875000,0.000000 rotate=270.000000

&OBST XB=36.665001,37.790001,4.18,4.555,0.14,0.89, SURF_ID='UPHOLSTERY'/ Left Arm
&OBST XB=36.665001,37.790001,3.43,4.18,0.14,0.515, SURF_ID='UPHOLSTERY'/ Base
&OBST XB=36.665001,37.790001,3.055,3.43,0.14,0.89, SURF_ID='UPHOLSTERY'/ Right Arm
&OBST XB=37.415001,37.790001,3.43,4.18,0.515,0.89, SURF_ID='UPHOLSTERY'/ Back

*** GROUP: COUCH offset=22.865000,-1.875000,0.000000 rotate=270.000000

&OBST XB=33.290001,34.415001,5.68,6.055,0.14,0.89, SURF_ID='UPHOLSTERY'/ Left Arm
&OBST XB=33.290001,34.415001,3.43,5.68,0.14,0.515, SURF_ID='UPHOLSTERY'/ Base
&OBST XB=33.290001,34.415001,3.055,3.43,0.14,0.89, SURF_ID='UPHOLSTERY'/ Right Arm
&OBST XB=34.040001,34.415001,3.43,5.68,0.515,0.89, SURF_ID='UPHOLSTERY'/ Back

*** GROUP: COUCH offset=21.365000,-1.875000,0.000000 rotate=270.000000

&OBST XB=31.790001,32.915001,5.68,6.055,0.14,0.89, SURF_ID='UPHOLSTERY'/ Left Arm
&OBST XB=31.790001,32.915001,3.43,5.68,0.14,0.515, SURF_ID='UPHOLSTERY'/ Base
&OBST XB=31.790001,32.915001,3.055,3.43,0.14,0.89, SURF_ID='UPHOLSTERY'/ Right Arm
&OBST XB=32.540001,32.915001,3.43,5.68,0.515,0.89, SURF_ID='UPHOLSTERY'/ Back

*** GROUP: LR_ROW

*** GROUP: LR

*** GROUP: COUCH offset=0.000000,0.000000,0.000000 rotate=0.000000

&OBST XB=9.675,10.05,10.93,12.055,0.14,0.89, SURF_ID='UPHOLSTERY'/ Left Arm
&OBST XB=10.05,12.3,10.93,12.055,0.14,0.515, SURF_ID='UPHOLSTERY'/ Base
&OBST XB=12.3,12.675,10.93,12.055,0.14,0.89, SURF_ID='UPHOLSTERY'/ Right Arm
&OBST XB=10.05,12.3,11.68,12.055,0.515,0.89, SURF_ID='UPHOLSTERY'/ Back

*** GROUP: CHAIR offset=0.000000,-1.875000,0.000000 rotate=90.000000

&OBST XB=9.675,10.8,9.055,9.43,0.14,0.89, SURF_ID='UPHOLSTERY'/ Left Arm
&OBST XB=9.675,10.8,9.43,10.18,0.14,0.515, SURF_ID='UPHOLSTERY'/ Base
&OBST XB=9.675,10.8,10.18,10.555,0.14,0.89, SURF_ID='UPHOLSTERY'/ Right Arm
&OBST XB=9.675,10.05,9.43,10.18,0.515,0.89, SURF_ID='UPHOLSTERY'/ Back

*** GROUP: CHAIR offset=1.875000,-1.875000,0.000000 rotate=270.000000

&OBST XB=11.55,12.675,10.18,10.555,0.14,0.89, SURF_ID='UPHOLSTERY'/ Left Arm
&OBST XB=11.55,12.675,9.43,10.18,0.14,0.515, SURF_ID='UPHOLSTERY'/ Base
&OBST XB=11.55,12.675,9.055,9.43,0.14,0.89, SURF_ID='UPHOLSTERY'/ Right Arm
&OBST XB=12.3,12.675,9.43,10.18,0.515,0.89, SURF_ID='UPHOLSTERY'/ Back

*** GROUP: LR

*** GROUP: COUCH offset=0.000000,0.000000,0.000000 rotate=0.000000

&OBST XB=13.05,13.425,10.93,12.055,0.14,0.89, SURF_ID='UPHOLSTERY'/ Left Arm
&OBST XB=13.425,15.675,10.93,12.055,0.14,0.515, SURF_ID='UPHOLSTERY'/ Base
&OBST XB=15.675,16.049999,10.93,12.055,0.14,0.89, SURF_ID='UPHOLSTERY'/ Right Arm
&OBST XB=13.425,15.675,11.68,12.055,0.515,0.89, SURF_ID='UPHOLSTERY'/ Back

*** GROUP: CHAIR offset=0.000000,-1.875000,0.000000 rotate=90.000000

&OBST XB=13.05,14.175,9.055,9.43,0.14,0.89, SURF_ID='UPHOLSTERY'/ Left Arm
&OBST XB=13.05,14.175,9.43,10.18,0.14,0.515, SURF_ID='UPHOLSTERY'/ Base
&OBST XB=13.05,14.175,10.18,10.555,0.14,0.89, SURF_ID='UPHOLSTERY'/ Right Arm
&OBST XB=13.05,13.425,9.43,10.18,0.515,0.89, SURF_ID='UPHOLSTERY'/ Back

*** GROUP: CHAIR offset=1.875000,-1.875000,0.000000 rotate=270.000000

&OBST XB=14.925,16.049999,10.18,10.555,0.14,0.89, SURF_ID='UPHOLSTERY'/ Left Arm
&OBST XB=14.925,16.049999,9.43,10.18,0.14,0.515, SURF_ID='UPHOLSTERY'/ Base
&OBST XB=14.925,16.049999,9.055,9.43,0.14,0.89, SURF_ID='UPHOLSTERY'/ Right Arm
&OBST XB=15.675,16.049999,9.43,10.18,0.515,0.89, SURF_ID='UPHOLSTERY'/ Back

*** GROUP: LR

*** GROUP: COUCH offset=0.000000,0.000000,0.000000 rotate=0.000000

&OBST XB=16.424999,16.799999,10.93,12.055,0.14,0.89, SURF_ID='UPHOLSTERY'/ Left Arm
&OBST XB=16.799999,19.049999,10.93,12.055,0.14,0.515, SURF_ID='UPHOLSTERY'/ Base
&OBST XB=19.049999,19.424999,10.93,12.055,0.14,0.89, SURF_ID='UPHOLSTERY'/ Right Arm
&OBST XB=16.799999,19.049999,11.68,12.055,0.515,0.89, SURF_ID='UPHOLSTERY'/ Back

*** GROUP: CHAIR offset=0.000000,-1.875000,0.000000 rotate=90.000000

&OBST XB=16.424999,17.549999,9.055,9.43,0.14,0.89, SURF_ID='UPHOLSTERY'/ Left Arm
&OBST XB=16.424999,17.549999,9.43,10.18,0.14,0.515, SURF_ID='UPHOLSTERY'/ Base
&OBST XB=16.424999,17.549999,10.18,10.555,0.14,0.89, SURF_ID='UPHOLSTERY'/ Right Arm
&OBST XB=16.424999,16.799999,9.43,10.18,0.515,0.89, SURF_ID='UPHOLSTERY'/ Back

*** GROUP: CHAIR offset=1.875000,-1.875000,0.000000 rotate=270.000000

&OBST XB=18.299999,19.424999,10.18,10.555,0.14,0.89, SURF_ID='UPHOLSTERY'/ Left Arm
&OBST XB=18.299999,19.424999,9.43,10.18,0.14,0.515, SURF_ID='UPHOLSTERY'/ Base
&OBST XB=18.299999,19.424999,9.055,9.43,0.14,0.89, SURF_ID='UPHOLSTERY'/ Right Arm
&OBST XB=19.049999,19.424999,9.43,10.18,0.515,0.89, SURF_ID='UPHOLSTERY'/ Back

*** GROUP: LR

*** GROUP: COUCH offset=0.000000,0.000000,0.000000 rotate=0.000000

&OBST XB=19.799999,20.174999,10.93,12.055,0.14,0.89, SURF_ID='UPHOLSTERY'/ Left Arm
&OBST XB=20.174999,22.424999,10.93,12.055,0.14,0.515, SURF_ID='UPHOLSTERY'/ Base
&OBST XB=22.424999,22.799999,10.93,12.055,0.14,0.89, SURF_ID='UPHOLSTERY'/ Right Arm
&OBST XB=20.174999,22.424999,11.68,12.055,0.515,0.89, SURF_ID='UPHOLSTERY'/ Back

*** GROUP: CHAIR offset=0.000000,-1.875000,0.000000 rotate=90.000000

&OBST XB=19.799999,20.924999,9.055,9.43,0.14,0.89, SURF_ID='UPHOLSTERY'/ Left Arm
&OBST XB=19.799999,20.924999,9.43,10.18,0.14,0.515, SURF_ID='UPHOLSTERY'/ Base
&OBST XB=19.799999,20.924999,10.18,10.555,0.14,0.89, SURF_ID='UPHOLSTERY'/ Right Arm
&OBST XB=19.799999,20.174999,9.43,10.18,0.515,0.89, SURF_ID='UPHOLSTERY'/ Back

*** GROUP: CHAIR offset=1.875000,-1.875000,0.000000 rotate=270.000000

&OBST XB=21.674999,22.799999,10.18,10.555,0.14,0.89, SURF_ID='UPHOLSTERY'/ Left Arm
&OBST XB=21.674999,22.799999,9.43,10.18,0.14,0.515, SURF_ID='UPHOLSTERY'/ Base
&OBST XB=21.674999,22.799999,9.055,9.43,0.14,0.89, SURF_ID='UPHOLSTERY'/ Right Arm
&OBST XB=22.424999,22.799999,9.43,10.18,0.515,0.89, SURF_ID='UPHOLSTERY'/ Back

*** GROUP: COUCH offset=12.750000,-1.875000,0.000000 rotate=90.000000


```
&OBST XB=23.174999,24.299999,9.055,9.43,0.14,0.89, SURF_ID='UPHOLSTERY'/ Left Arm
&OBST XB=23.174999,24.299999,9.43,11.68,0.14,0.515, SURF_ID='UPHOLSTERY'/ Base
&OBST XB=23.174999,24.299999,11.68,12.055,0.14,0.89, SURF_ID='UPHOLSTERY'/ Right Arm
&OBST XB=23.174999,23.549999,9.43,11.68,0.515,0.89, SURF_ID='UPHOLSTERY'/ Back

*** GROUP: COUCH offset=14.250000,-1.875000,0.000000 rotate=90.000000

&OBST XB=24.674999,25.799999,9.055,9.43,0.14,0.89, SURF_ID='UPHOLSTERY'/ Left Arm
&OBST XB=24.674999,25.799999,9.43,11.68,0.14,0.515, SURF_ID='UPHOLSTERY'/ Base
&OBST XB=24.674999,25.799999,11.68,12.055,0.14,0.89, SURF_ID='UPHOLSTERY'/ Right Arm
&OBST XB=24.674999,25.049999,9.43,11.68,0.515,0.89, SURF_ID='UPHOLSTERY'/ Back

*** GROUP: LR

*** GROUP: COUCH offset=0.000000,0.000000,0.000000 rotate=0.000000

&OBST XB=44.915001,45.290001,10.93,12.055,0.14,0.89, SURF_ID='UPHOLSTERY'/ Left Arm
&OBST XB=45.290001,47.540001,10.93,12.055,0.14,0.515, SURF_ID='UPHOLSTERY'/ Base
&OBST XB=47.540001,47.915001,10.93,12.055,0.14,0.89, SURF_ID='UPHOLSTERY'/ Right Arm
&OBST XB=45.290001,47.540001,11.68,12.055,0.515,0.89, SURF_ID='UPHOLSTERY'/ Back

*** GROUP: CHAIR offset=0.000000,-1.875000,0.000000 rotate=90.000000

&OBST XB=44.915001,46.040001,9.055,9.43,0.14,0.89, SURF_ID='UPHOLSTERY'/ Left Arm
&OBST XB=44.915001,46.040001,9.43,10.18,0.14,0.515, SURF_ID='UPHOLSTERY'/ Base
&OBST XB=44.915001,46.040001,10.18,10.555,0.14,0.89, SURF_ID='UPHOLSTERY'/ Right Arm
&OBST XB=44.915001,45.290001,9.43,10.18,0.515,0.89, SURF_ID='UPHOLSTERY'/ Back

*** GROUP: CHAIR offset=1.875000,-1.875000,0.000000 rotate=270.000000

&OBST XB=46.790001,47.915001,10.18,10.555,0.14,0.89, SURF_ID='UPHOLSTERY'/ Left Arm
&OBST XB=46.790001,47.915001,9.43,10.18,0.14,0.515, SURF_ID='UPHOLSTERY'/ Base
&OBST XB=46.790001,47.915001,9.055,9.43,0.14,0.89, SURF_ID='UPHOLSTERY'/ Right Arm
&OBST XB=47.540001,47.915001,9.43,10.18,0.515,0.89, SURF_ID='UPHOLSTERY'/ Back

*** GROUP: LR

*** GROUP: COUCH offset=0.000000,0.000000,0.000000 rotate=0.000000

&OBST XB=41.540001,41.915001,10.93,12.055,0.14,0.89, SURF_ID='UPHOLSTERY'/ Left Arm
&OBST XB=41.915001,44.164997,10.93,12.055,0.14,0.515, SURF_ID='UPHOLSTERY'/ Base
&OBST XB=44.164997,44.539997,10.93,12.055,0.14,0.89, SURF_ID='UPHOLSTERY'/ Right Arm
&OBST XB=41.915001,44.164997,11.68,12.055,0.515,0.89, SURF_ID='UPHOLSTERY'/ Back

*** GROUP: CHAIR offset=0.000000,-1.875000,0.000000 rotate=90.000000

&OBST XB=41.540001,42.664997,9.055,9.43,0.14,0.89, SURF_ID='UPHOLSTERY'/ Left Arm
&OBST XB=41.540001,42.664997,9.43,10.18,0.14,0.515, SURF_ID='UPHOLSTERY'/ Base
&OBST XB=41.540001,42.664997,10.18,10.555,0.14,0.89, SURF_ID='UPHOLSTERY'/ Right Arm
&OBST XB=41.540001,41.915001,9.43,10.18,0.515,0.89, SURF_ID='UPHOLSTERY'/ Back

*** GROUP: CHAIR offset=1.875000,-1.875000,0.000000 rotate=270.000000

&OBST XB=43.414997,44.539997,10.18,10.555,0.14,0.89, SURF_ID='UPHOLSTERY'/ Left Arm
&OBST XB=43.414997,44.539997,9.43,10.18,0.14,0.515, SURF_ID='UPHOLSTERY'/ Base
&OBST XB=43.414997,44.539997,9.055,9.43,0.14,0.89, SURF_ID='UPHOLSTERY'/ Right Arm
&OBST XB=44.164997,44.539997,9.43,10.18,0.515,0.89, SURF_ID='UPHOLSTERY'/ Back

*** GROUP: LR

*** GROUP: COUCH offset=0.000000,0.000000,0.000000 rotate=0.000000

&OBST XB=38.165001,38.540001,10.93,12.055,0.14,0.89, SURF_ID='UPHOLSTERY'/ Left Arm
&OBST XB=38.540001,40.790001,10.93,12.055,0.14,0.515, SURF_ID='UPHOLSTERY'/ Base
&OBST XB=40.790001,41.165001,10.93,12.055,0.14,0.89, SURF_ID='UPHOLSTERY'/ Right Arm
&OBST XB=38.540001,40.790001,11.68,12.055,0.515,0.89, SURF_ID='UPHOLSTERY'/ Back

*** GROUP: CHAIR offset=0.000000,-1.875000,0.000000 rotate=90.000000

&OBST XB=38.165001,39.290001,9.055,9.43,0.14,0.89, SURF_ID='UPHOLSTERY'/ Left Arm
```

```
&OBST XB=38.165001,39.290001,9.43,10.18,0.14,0.515, SURF_ID='UPHOLSTERY'/ Base
&OBST XB=38.165001,39.290001,10.18,10.555,0.14,0.89, SURF_ID='UPHOLSTERY'/ Right Arm
&OBST XB=38.165001,38.540001,9.43,10.18,0.515,0.89, SURF_ID='UPHOLSTERY'/ Back

*** GROUP: CHAIR offset=1.875000,-1.875000,0.000000 rotate=270.000000

&OBST XB=40.040001,41.165001,10.18,10.555,0.14,0.89, SURF_ID='UPHOLSTERY'/ Left Arm
&OBST XB=40.040001,41.165001,9.43,10.18,0.14,0.515, SURF_ID='UPHOLSTERY'/ Base
&OBST XB=40.040001,41.165001,9.055,9.43,0.14,0.89, SURF_ID='UPHOLSTERY'/ Right Arm
&OBST XB=40.790001,41.165001,9.43,10.18,0.515,0.89, SURF_ID='UPHOLSTERY'/ Back

*** GROUP: LR

*** GROUP: COUCH offset=0.000000,0.000000,0.000000 rotate=0.000000

&OBST XB=34.790001,35.165001,10.93,12.055,0.14,0.89, SURF_ID='UPHOLSTERY'/ Left Arm
&OBST XB=35.165001,37.415001,10.93,12.055,0.14,0.515, SURF_ID='UPHOLSTERY'/ Base
&OBST XB=37.415001,37.790001,10.93,12.055,0.14,0.89, SURF_ID='UPHOLSTERY'/ Right Arm
&OBST XB=35.165001,37.415001,11.68,12.055,0.515,0.89, SURF_ID='UPHOLSTERY'/ Back

*** GROUP: CHAIR offset=0.000000,-1.875000,0.000000 rotate=90.000000

&OBST XB=34.790001,35.915001,9.055,9.43,0.14,0.89, SURF_ID='UPHOLSTERY'/ Left Arm
&OBST XB=34.790001,35.915001,9.43,10.18,0.14,0.515, SURF_ID='UPHOLSTERY'/ Base
&OBST XB=34.790001,35.915001,10.18,10.555,0.14,0.89, SURF_ID='UPHOLSTERY'/ Right Arm
&OBST XB=34.790001,35.165001,9.43,10.18,0.515,0.89, SURF_ID='UPHOLSTERY'/ Back

*** GROUP: CHAIR offset=1.875000,-1.875000,0.000000 rotate=270.000000

&OBST XB=36.665001,37.790001,10.18,10.555,0.14,0.89, SURF_ID='UPHOLSTERY'/ Left Arm
&OBST XB=36.665001,37.790001,9.43,10.18,0.14,0.515, SURF_ID='UPHOLSTERY'/ Base
&OBST XB=36.665001,37.790001,9.055,9.43,0.14,0.89, SURF_ID='UPHOLSTERY'/ Right Arm
&OBST XB=37.415001,37.790001,9.43,10.18,0.515,0.89, SURF_ID='UPHOLSTERY'/ Back

*** GROUP: COUCH offset=22.865000,-1.875000,0.000000 rotate=270.000000

&OBST XB=33.290001,34.415001,11.68,12.055,0.14,0.89, SURF_ID='UPHOLSTERY'/ Left Arm
&OBST XB=33.290001,34.415001,9.43,11.68,0.14,0.515, SURF_ID='UPHOLSTERY'/ Base
&OBST XB=33.290001,34.415001,9.055,9.43,0.14,0.89, SURF_ID='UPHOLSTERY'/ Right Arm
&OBST XB=34.040001,34.415001,9.43,11.68,0.515,0.89, SURF_ID='UPHOLSTERY'/ Back

*** GROUP: COUCH offset=21.365000,-1.875000,0.000000 rotate=270.000000

&OBST XB=31.790001,32.915001,11.68,12.055,0.14,0.89, SURF_ID='UPHOLSTERY'/ Left Arm
&OBST XB=31.790001,32.915001,9.43,11.68,0.14,0.515, SURF_ID='UPHOLSTERY'/ Base
&OBST XB=31.790001,32.915001,9.055,9.43,0.14,0.89, SURF_ID='UPHOLSTERY'/ Right Arm
&OBST XB=32.540001,32.915001,9.43,11.68,0.515,0.89, SURF_ID='UPHOLSTERY'/ Back

*** GROUP: LR_ROW

*** GROUP: LR

*** GROUP: COUCH offset=0.000000,0.000000,0.000000 rotate=0.000000

&OBST XB=9.675,10.05,14.3,15.425,0.14,0.89, SURF_ID='UPHOLSTERY'/ Left Arm
&OBST XB=10.05,12.3,14.3,15.425,0.14,0.515, SURF_ID='UPHOLSTERY'/ Base
&OBST XB=12.3,12.675,14.3,15.425,0.14,0.89, SURF_ID='UPHOLSTERY'/ Right Arm
&OBST XB=10.05,12.3,15.05,15.425,0.515,0.89, SURF_ID='UPHOLSTERY'/ Back

*** GROUP: CHAIR offset=0.000000,-1.875000,0.000000 rotate=90.000000

&OBST XB=9.675,10.8,12.425,12.8,0.14,0.89, SURF_ID='UPHOLSTERY'/ Left Arm
&OBST XB=9.675,10.8,12.8,13.55,0.14,0.515, SURF_ID='UPHOLSTERY'/ Base
&OBST XB=9.675,10.8,13.55,13.925,0.14,0.89, SURF_ID='UPHOLSTERY'/ Right Arm
&OBST XB=9.675,10.05,12.8,13.55,0.515,0.89, SURF_ID='UPHOLSTERY'/ Back

*** GROUP: CHAIR offset=1.875000,-1.875000,0.000000 rotate=270.000000

&OBST XB=11.55,12.675,13.55,13.925,0.14,0.89, SURF_ID='UPHOLSTERY'/ Left Arm
&OBST XB=11.55,12.675,12.8,13.55,0.14,0.515, SURF_ID='UPHOLSTERY'/ Base
&OBST XB=11.55,12.675,12.425,12.8,0.14,0.89, SURF_ID='UPHOLSTERY'/ Right Arm
```

&OBST XB=12.3,12.675,12.8,13.55,0.515,0.89, SURF_ID='UPHOLSTERY' / Back

*** GROUP: LR

```
*** GROUP: COUCH offset=0.000000,0.000000,0.000000 rotate=0.000000
```

```
&OBS1 XB=13.05,13.42,14.3,15.425,0.14,0.89, SURF_ID='UPHOLSTERY'/ Left Arm
&OBS2 XB=13.425,15.675,14.3,15.425,0.14,0.515, SURF_ID='UPHOLSTERY'/ Base
&OBS3 XB=15.675,16.049999,14.3,15.425,0.14,0.89, SURF_ID='UPHOLSTERY'/ Right Arm
&OBS4 XB=13.425,15.675,15.05,15.425,0.515,0.89, SURF_ID='UPHOLSTERY'/ Back
```

```
*** GROUP: CHAIR offset=0.000000,-1.875000,0.000000 rotate=90.000000
```

```
&OBST XB=13.05,14.175,12.425,12.8,0.14,0.89, SURF_ID='UPHOLSTERY'/ Left Arm
&OBST XB=13.05,14.175,12.8,13.55,0.14,0.515, SURF_ID='UPHOLSTERY'/ Base
&OBST XB=13.05,14.175,13.55,13.925,0.14,0.89, SURF_ID='UPHOLSTERY'/ Right Arm
&OBST XB=13.05,13.425,12.8,13.55,0.515,0.89, SURF_ID='UPHOLSTERY'/ Back
```

```
*** GROUP: CHAIR offset=1.875000,-1.875000,0.000000 rotate=270.000000
```

```
>OBST XB=14.925,16.049999,13.55,13.925,0.4,0.89, SURF_ID='UPHOLSTERY' / Left Arm
&OBST XB=14.925,16.049999,12.8,13.55,0.14,0.515, SURF_ID='UPHOLSTERY' / Base
&OBST XB=14.925,16.049999,12.425,12.8,0.14,0.89, SURF_ID='UPHOLSTERY' / Right Arm
&OBST XB=15.675,16.049999,12.8,13.55,0.515,0.89, SURF_ID='UPHOLSTERY' / Back
```

*** GROUP: LR

```
*** GROUP: COUCH offset=0.000000,0.000000,0.000000 rotate=0.000000
```

&OBS	XB=16.424999,16.799999,14.3,15.425,0.14,0.89,	SURF_ID='UPHOLSTERY'/ Left Arm
&OBS	XB=16.799999,19.049999,14.3,15.425,0.14,0.515,	SURF_ID='UPHOLSTERY'/ Base
&OBS	XB=19.049999,19.424999,14.3,15.425,0.14,0.89,	SURF_ID='UPHOLSTERY'/ Right Arm
&OBS	XB=16.799999,19.049999,15.05,15.425,0.515,0.89,	SURF_ID='UPHOLSTERY'/ Back

```
*** GROUP: CHAIR offset=0.000000,-1.875000,0.000000 rotate=90.000000
```

&OBST XB=16.424999,17.549999,12.425,12.8,0.14,0.89,	SURF_ID='UPHOLSTERY'/ Left Arm
&OBST XB=16.424999,17.549999,12.8,13.55,0.14,0.515,	SURF_ID='UPHOLSTERY'/ Base
&OBST XB=16.424999,17.549999,13.55,13.925,0.14,0.89,	SURF_ID='UPHOLSTERY'/ Right Arm
&OBST XB=16.424999,16.799999,12.8,13.55,0.515,0.89,	SURF_ID='UPHOLSTERY'/ Back

```
*** GROUP: CHAIR offset=1.875000,-1.875000,0.000000 rotate=270.000000
```

&OBST	XB=18.299999,19.424999,13.55,13.925,0.14,0.89,	SURF_ID='UPHOLSTERY'/	Left Arm
&OBST	XB=18.299999,19.424999,12.8,13.55,0.14,0.515,	SURF_ID='UPHOLSTERY'/	Base
&OBST	XB=18.299999,19.424999,12.425,12.8,0.14,0.89,	SURF_ID='UPHOLSTERY'/	Right Arm
&OBST	XB=19.049999,19.424999,12.8,13.55,0.515,0.89,	SURF_ID='UPHOLSTERY'/	Back

*** GROUP: LR

```
*** GROUP: COUCH offset=0.000000,0.000000,0.000000 rotate=0.000000
```

&OBST XB=19.799999,20.174999,14.3,15.425,0.14,0.89,	SURF_ID='UPHOLSTERY'/ Left Arm
&OBST XB=20.174999,22.424999,14.3,15.425,0.14,0.515,	SURF_ID='UPHOLSTERY'/ Base
&OBST XB=22.424999,22.799999,14.3,15.425,0.14,0.89,	SURF_ID='UPHOLSTERY'/ Right Arm
&OBST XB=20.174999,22.424999,15.05,15.425,0.515,0.89,	SURF_ID='UPHOLSTERY'/ Back

```
*** GROUP: CHAIR offset=0.000000,-1.875000,0.000000 rotate=90.000000
```

&OBST XB=19.799999,20.924999,12.425,12.8,0.14,0.89,	SURF_ID='UPHOLSTERY'/ Left Arm
&OBST XB=19.799999,20.924999,12.8,13.55,0.14,0.515,	SURF_ID='UPHOLSTERY'/ Base
&OBST XB=19.799999,20.924999,13.55,13.925,0.14,0.89,	SURF_ID='UPHOLSTERY'/ Right Arm
&OBST XB=19.799999,20.174999,12.8,13.55,0.515,0.89,	SURF_ID='UPHOLSTERY'/ Back

```
*** GROUP: CHAIR offset=1.875000,-1.875000,0.000000 rotate=270.000000
```

```
&OBST XB=21.674999,22.799999,13.55,13.925,0.14,0.89,    SURF_ID='UPHOLSTERY' / Left Arm
&OBST XB=21.674999,22.799999,12.8,13.55,0.14,0.515,    SURF_ID='UPHOLSTERY' / Base
```

&OBST XB=21.674999,22.799999,12.425,12.8,0.14,0.89,	SURF_ID='UPHOLSTERY' / Right Arm
&OBST XB=22.424999,22.799999,12.8,13.55,0.515,0.89,	SURF_ID='UPHOLSTERY' / Back

```
*** GROUP: COUCH offset=12.750000,-1.875000,0.000000 rotate=90.000000
```

&OBS	XB=23.174999,24.299999,12.425,12.8,0.14,0.89,	SURF_ID='UPHOLSTERY'/ Left Arm
&OBS	XB=23.174999,24.299999,12.8,15.05,0.14,0.515,	SURF_ID='UPHOLSTERY'/ Base
&OBS	XB=23.174999,24.299999,15.05,15.425,0.14,0.89,	SURF_ID='UPHOLSTERY'/ Right Arm
&OBS	XB=23.174999,23.549999,12.8,15.05,0.515,0.89,	SURF_ID='UPHOLSTERY'/ Back

```
*** GROUP: COUCH offset=14.250000,-1.875000,0.000000 rotate=90.000000
```

&OBST XB=24.674999,25.799999,12.425,12.8,0.14,0.89,	SURF_ID='UPHOLSTERY'/ Left Arm
&OBST XB=24.674999,25.799999,12.8,15.05,0.14,0.515,	SURF_ID='UPHOLSTERY'/ Base
&OBST XB=24.674999,25.799999,15.05,15.425,0.14,0.89,	SURF_ID='UPHOLSTERY'/ Right Arm
&OBST XB=24.674999,25.049999,12.8,15.05,0.515,0.89,	SURF_ID='UPHOLSTERY'/ Back

*** GROUP: LR

```
*** GROUP: COUCH offset=0.000000,0.000000,0.000000 rotate=0.000000
```

&OBST XB=44.915001,45.290001,14.3,15.425,0.14,0.89,	SURF_ID='UPHOLSTERY'/ Left Arm
&OBST XB=45.290001,47.540001,14.3,15.425,0.14,0.515,	SURF_ID='UPHOLSTERY'/ Base
&OBST XB=47.540001,47.915001,14.3,15.425,0.14,0.89,	SURF_ID='UPHOLSTERY'/ Right Arm
&OBST XB=45.290001,47.540001,15.05,15.425,0.515,0.89,	SURF_ID='UPHOLSTERY'/ Back

```
*** GROUP: CHAIR offset=0.000000,-1.875000,0.000000 rotate=90.000000
```

&OBST	XB=44.915001,46.040001,12.425,12.8,0.14,0.89,	SURF_ID='UPHOLSTERY'/	Left Arm
&OBST	XB=44.915001,46.040001,12.8,13.55,0.14,0.515,	SURF_ID='UPHOLSTERY'/	Base
&OBST	XB=44.915001,46.040001,13.55,13.925,0.14,0.89,	SURF_ID='UPHOLSTERY'/	Right Arm
&OBST	XB=44.915001,45.290001,12.8,13.55,0.515,0.89,	SURF_ID='UPHOLSTERY'/	Back

```
*** GROUP: CHAIR offset=1.875000,-1.875000,0.000000 rotate=270.000000
```

&OBS	XB=46.790001,47.915001,13.55,13.925,0.14,0.89,	SURF_ID='UPHOLSTERY' / Left Arm
&OBS	XB=46.790001,47.915001,12.8,13.55,0.14,0.515,	SURF_ID='UPHOLSTERY' / Base
&OBS	XB=46.790001,47.915001,12.425,12.8,0.14,0.89,	SURF_ID='UPHOLSTERY' / Right Arm
&OBS	XB=47.540001,47.915001,12.8,13.55,0.515,0.89,	SURF_ID='UPHOLSTERY' / Back

*** GROUP: LR

```
*** GROUP: COUCH offset=0.000000,0.000000,0.000000 rotate=0.000000
```

```
&OBST XB=41.540001,41.915001,14.3,15.425,0.14,0.89, SURF_ID='UPHOLSTERY' / Left Arm
&OBST XB=41.915001,44.164997,14.3,15.425,0.14,0.515, SURF_ID='UPHOLSTERY' / Base
&OBST XB=44.164997,44.539997,14.3,15.425,0.14,0.89, SURF_ID='UPHOLSTERY' / Right Arm
&OBST XB=41.915001,44.164997,15.05,15.425,0.515,0.89, SURF_ID='UPHOLSTERY' / Back
```

```
*** GROUP: CHAIR offset=0.000000,-1.875000,0.000000 rotate=90.000000
```

&OBST XB=41.540001,42.664997,12.425,12.8,0.14,0.89,	SURF_ID='UPHOLSTERY'/ Left Arm
&OBST XB=41.540001,42.664997,12.8,13.55,0.14,0.515,	SURF_ID='UPHOLSTERY'/ Base
&OBST XB=41.540001,42.664997,13.55,13.925,0.14,0.89,	SURF_ID='UPHOLSTERY'/ Right Arm
&OBST XB=41.540001,41.915001,12.8,13.55,0.515,0.89,	SURF_ID='UPHOLSTERY'/ Back

```
*** GROUP: CHAIR offset=1.875000,-1.875000,0.000000 rotate=270.000000
```

```
&OBS1 XB=43.414997,44.539997,13.55,13.925,0.14,0.89, SURF_ID='UPHOLSTERY' / Left Arm
&OBS1 XB=43.414997,44.539997,12.8,13.55,0.14,0.515, SURF_ID='UPHOLSTERY' / Base
&OBS1 XB=43.414997,44.539997,12.425,12.8,0.14,0.89, SURF_ID='UPHOLSTERY' / Right Arm
&OBS1 XB=44.164997,44.539997,12.8,13.55,0.515,0.89, SURF_ID='UPHOLSTERY' / Back
```

*** GROUP: LR

```
*** GROUP: COUCH offset=0.000000,0.000000,0.000000 rotate=0.000000
```

```
&OBST XB=38.165001,38.540001,14.3,15.425,0.14,0.89,    SURF_ID='UPHOLSTERY'/ Left Arm
&OBST XB=38.540001,40.790001,14.3,15.425,0.14,0.515,    SURF_ID='UPHOLSTERY'/ Base
```

&OBST XB=40.790001,41.165001,14.3,15.425,0.14,0.89, SURF_ID='UPHOLSTERY'/ Right Arm
&OBST XB=38.540001,40.790001,15.05,15.425,0.515,0.89, SURF_ID='UPHOLSTERY'/ Back

*** GROUP: CHAIR offset=0.000000,-1.875000,0.000000 rotate=90.000000

&OBST XB=38.165001,39.290001,12.425,12.8,0.14,0.89, SURF_ID='UPHOLSTERY'/ Left Arm
&OBST XB=38.165001,39.290001,12.8,13.55,0.14,0.515, SURF_ID='UPHOLSTERY'/ Base
&OBST XB=38.165001,39.290001,13.55,13.925,0.14,0.89, SURF_ID='UPHOLSTERY'/ Right Arm
&OBST XB=38.165001,38.540001,12.8,13.55,0.515,0.89, SURF_ID='UPHOLSTERY'/ Back

*** GROUP: CHAIR offset=1.875000,-1.875000,0.000000 rotate=270.000000

&OBST XB=40.040001,41.165001,13.55,13.925,0.14,0.89, SURF_ID='UPHOLSTERY'/ Left Arm
&OBST XB=40.040001,41.165001,12.8,13.55,0.14,0.515, SURF_ID='UPHOLSTERY'/ Base
&OBST XB=40.040001,41.165001,12.425,12.8,0.14,0.89, SURF_ID='UPHOLSTERY'/ Right Arm
&OBST XB=40.790001,41.165001,12.8,13.55,0.515,0.89, SURF_ID='UPHOLSTERY'/ Back

*** GROUP: LR

*** GROUP: COUCH offset=0.000000,0.000000,0.000000 rotate=0.000000

&OBST XB=34.790001,35.165001,14.3,15.425,0.14,0.89, SURF_ID='UPHOLSTERY'/ Left Arm
&OBST XB=35.165001,37.415001,14.3,15.425,0.14,0.515, SURF_ID='UPHOLSTERY'/ Base
&OBST XB=37.415001,37.790001,14.3,15.425,0.14,0.89, SURF_ID='UPHOLSTERY'/ Right Arm
&OBST XB=35.165001,37.415001,15.05,15.425,0.515,0.89, SURF_ID='UPHOLSTERY'/ Back

*** GROUP: CHAIR offset=0.000000,-1.875000,0.000000 rotate=90.000000

&OBST XB=34.790001,35.915001,12.425,12.8,0.14,0.89, SURF_ID='UPHOLSTERY'/ Left Arm
&OBST XB=34.790001,35.915001,12.8,13.55,0.14,0.515, SURF_ID='UPHOLSTERY'/ Base
&OBST XB=34.790001,35.915001,13.55,13.925,0.14,0.89, SURF_ID='UPHOLSTERY'/ Right Arm
&OBST XB=34.790001,35.165001,12.8,13.55,0.515,0.89, SURF_ID='UPHOLSTERY'/ Back

*** GROUP: CHAIR offset=1.875000,-1.875000,0.000000 rotate=270.000000

&OBST XB=36.665001,37.790001,13.55,13.925,0.14,0.89, SURF_ID='UPHOLSTERY'/ Left Arm
&OBST XB=36.665001,37.790001,12.8,13.55,0.14,0.515, SURF_ID='UPHOLSTERY'/ Base
&OBST XB=36.665001,37.790001,12.425,12.8,0.14,0.89, SURF_ID='UPHOLSTERY'/ Right Arm
&OBST XB=37.415001,37.790001,12.8,13.55,0.515,0.89, SURF_ID='UPHOLSTERY'/ Back

*** GROUP: COUCH offset=22.865000,-1.875000,0.000000 rotate=270.000000

&OBST XB=33.290001,34.415001,15.05,15.425,0.14,0.89, SURF_ID='UPHOLSTERY'/ Left Arm
&OBST XB=33.290001,34.415001,12.8,15.05,0.14,0.515, SURF_ID='UPHOLSTERY'/ Base
&OBST XB=33.290001,34.415001,12.425,12.8,0.14,0.89, SURF_ID='UPHOLSTERY'/ Right Arm
&OBST XB=34.040001,34.415001,12.8,15.05,0.515,0.89, SURF_ID='UPHOLSTERY'/ Back

*** GROUP: COUCH offset=21.365000,-1.875000,0.000000 rotate=270.000000

&OBST XB=31.790001,32.915001,15.05,15.425,0.14,0.89, SURF_ID='UPHOLSTERY'/ Left Arm
&OBST XB=31.790001,32.915001,12.8,15.05,0.14,0.515, SURF_ID='UPHOLSTERY'/ Base
&OBST XB=31.790001,32.915001,12.425,12.8,0.14,0.89, SURF_ID='UPHOLSTERY'/ Right Arm
&OBST XB=32.540001,32.915001,12.8,15.05,0.515,0.89, SURF_ID='UPHOLSTERY'/ Back

*** GROUP: LR_ROW

*** GROUP: LR

*** GROUP: COUCH offset=0.000000,0.000000,0.000000 rotate=0.000000

&OBST XB=9.675,10.05,17.67,18.795,0.14,0.89, SURF_ID='UPHOLSTERY'/ Left Arm
&OBST XB=10.05,12.3,17.67,18.795,0.14,0.515, SURF_ID='UPHOLSTERY'/ Base
&OBST XB=12.3,12.675,17.67,18.795,0.14,0.89, SURF_ID='UPHOLSTERY'/ Right Arm
&OBST XB=10.05,12.3,18.42,18.795,0.515,0.89, SURF_ID='UPHOLSTERY'/ Back

*** GROUP: CHAIR offset=0.000000,-1.875000,0.000000 rotate=90.000000

&OBST XB=9.675,10.8,15.795,16.17,0.14,0.89, SURF_ID='UPHOLSTERY'/ Left Arm
&OBST XB=9.675,10.8,16.17,16.92,0.14,0.515, SURF_ID='UPHOLSTERY'/ Base
&OBST XB=9.675,10.8,16.92,17.295,0.14,0.89, SURF_ID='UPHOLSTERY'/ Right Arm

&OBST XB=9.675,10.05,16.17,16.92,0.515,0.89, SURF_ID='UPHOLSTERY'/ Back

*** GROUP: CHAIR offset=1.875000,-1.875000,0.000000 rotate=270.000000

&OBST XB=11.55,12.675,16.92,17.295,0.14,0.89, SURF_ID='UPHOLSTERY'/ Left Arm
&OBST XB=11.55,12.675,16.17,16.92,0.14,0.515, SURF_ID='UPHOLSTERY'/ Base
&OBST XB=11.55,12.675,15.795,16.17,0.14,0.89, SURF_ID='UPHOLSTERY'/ Right Arm
&OBST XB=12.3,12.675,16.17,16.92,0.515,0.89, SURF_ID='UPHOLSTERY'/ Back

*** GROUP: LR

*** GROUP: COUCH offset=0.000000,0.000000,0.000000 rotate=0.000000

&OBST XB=13.05,13.425,17.67,18.795,0.14,0.89, SURF_ID='UPHOLSTERY'/ Left Arm
&OBST XB=13.425,15.675,17.67,18.795,0.14,0.515, SURF_ID='UPHOLSTERY'/ Base
&OBST XB=15.675,16.049999,17.67,18.795,0.14,0.89, SURF_ID='UPHOLSTERY'/ Right Arm
&OBST XB=13.425,15.675,18.42,18.795,0.515,0.89, SURF_ID='UPHOLSTERY'/ Back

*** GROUP: CHAIR offset=0.000000,-1.875000,0.000000 rotate=90.000000

&OBST XB=13.05,14.175,15.795,16.17,0.14,0.89, SURF_ID='UPHOLSTERY'/ Left Arm
&OBST XB=13.05,14.175,16.17,16.92,0.14,0.515, SURF_ID='UPHOLSTERY'/ Base
&OBST XB=13.05,14.175,16.92,17.295,0.14,0.89, SURF_ID='UPHOLSTERY'/ Right Arm
&OBST XB=13.05,13.425,16.17,16.92,0.515,0.89, SURF_ID='UPHOLSTERY'/ Back

*** GROUP: CHAIR offset=1.875000,-1.875000,0.000000 rotate=270.000000

&OBST XB=14.925,16.049999,16.92,17.295,0.14,0.89, SURF_ID='UPHOLSTERY'/ Left Arm
&OBST XB=14.925,16.049999,16.17,16.92,0.14,0.515, SURF_ID='UPHOLSTERY'/ Base
&OBST XB=14.925,16.049999,15.795,16.17,0.14,0.89, SURF_ID='UPHOLSTERY'/ Right Arm
&OBST XB=15.675,16.049999,16.17,16.92,0.515,0.89, SURF_ID='UPHOLSTERY'/ Back

*** GROUP: LR

*** GROUP: COUCH offset=0.000000,0.000000,0.000000 rotate=0.000000

&OBST XB=16.424999,16.799999,17.67,18.795,0.14,0.89, SURF_ID='UPHOLSTERY'/ Left Arm
&OBST XB=16.799999,19.049999,17.67,18.795,0.14,0.515, SURF_ID='UPHOLSTERY'/ Base
&OBST XB=19.049999,19.424999,17.67,18.795,0.14,0.89, SURF_ID='UPHOLSTERY'/ Right Arm
&OBST XB=16.799999,19.049999,18.42,18.795,0.515,0.89, SURF_ID='UPHOLSTERY'/ Back

*** GROUP: CHAIR offset=0.000000,-1.875000,0.000000 rotate=90.000000

&OBST XB=16.424999,17.549999,15.795,16.17,0.14,0.89, SURF_ID='UPHOLSTERY'/ Left Arm
&OBST XB=16.424999,17.549999,16.17,16.92,0.14,0.515, SURF_ID='UPHOLSTERY'/ Base
&OBST XB=16.424999,17.549999,16.92,17.295,0.14,0.89, SURF_ID='UPHOLSTERY'/ Right Arm
&OBST XB=16.424999,16.799999,16.17,16.92,0.515,0.89, SURF_ID='UPHOLSTERY'/ Back

*** GROUP: CHAIR offset=1.875000,-1.875000,0.000000 rotate=270.000000

&OBST XB=18.299999,19.424999,16.92,17.295,0.14,0.89, SURF_ID='UPHOLSTERY'/ Left Arm
&OBST XB=18.299999,19.424999,16.17,16.92,0.14,0.515, SURF_ID='UPHOLSTERY'/ Base
&OBST XB=18.299999,19.424999,15.795,16.17,0.14,0.89, SURF_ID='UPHOLSTERY'/ Right Arm
&OBST XB=19.049999,19.424999,16.17,16.92,0.515,0.89, SURF_ID='UPHOLSTERY'/ Back

*** GROUP: LR

*** GROUP: COUCH offset=0.000000,0.000000,0.000000 rotate=0.000000

&OBST XB=19.799999,20.174999,17.67,18.795,0.14,0.89, SURF_ID='UPHOLSTERY'/ Left Arm
&OBST XB=20.174999,22.424999,17.67,18.795,0.14,0.515, SURF_ID='UPHOLSTERY'/ Base
&OBST XB=22.424999,22.799999,17.67,18.795,0.14,0.89, SURF_ID='UPHOLSTERY'/ Right Arm
&OBST XB=20.174999,22.424999,18.42,18.795,0.515,0.89, SURF_ID='UPHOLSTERY'/ Back

*** GROUP: CHAIR offset=0.000000,-1.875000,0.000000 rotate=90.000000

&OBST XB=19.799999,20.924999,15.795,16.17,0.14,0.89, SURF_ID='UPHOLSTERY'/ Left Arm
&OBST XB=19.799999,20.924999,16.17,16.92,0.14,0.515, SURF_ID='UPHOLSTERY'/ Base

&OBST	XB=43.414997,44.539997,16.92,17.295,0.14,0.89,	SURF_ID='UPHOLSTERY' / Left Arm
&OBST	XB=43.414997,44.539997,16.17,16.92,0.14,0.515,	SURF_ID='UPHOLSTERY' / Base
&OBST	XB=43.414997,44.539997,15.795,16.17,0.14,0.89,	SURF_ID='UPHOLSTERY' / Right Arm
&OBST	XB=44.164997,44.539997,16.17,16.92,0.515,0.89,	SURF_ID='UPHOLSTERY' / Back

```
*** GROUP: CHAIR offset=1.500000.0.000000.0.140000 rotate=90.000000
```


[illegible]

```
&OBST XB=31.799999,32.924999,-3.695,-3.32,0.28,1.03, SURF_ID='UPHOLSTERY'/ Left Arm
&OBST XB=31.799999,32.924999,-4.445,-3.695,0.28,0.655, SURF_ID='UPHOLSTERY'/ Base
&OBST XB=31.799999,32.924999,-4.82,-4.445,0.28,1.03, SURF_ID='UPHOLSTERY'/ Right Arm
&OBST XB=32.549999,32.924999,-4.445,-3.695,0.655,1.03, SURF_ID='UPHOLSTERY'/ Back

*** GROUP: CHAIR_ROW3

*** GROUP: CHAIR offset=0.000000,0.000000,0.140000 rotate=90.000000

&OBST XB=9.68,10.805,-4.82,-4.445,0.28,1.03, SURF_ID='UPHOLSTERY'/ Left Arm
&OBST XB=9.68,10.805,-4.445,-3.695,0.28,0.655, SURF_ID='UPHOLSTERY'/ Base
&OBST XB=9.68,10.805,-3.695,-3.32,0.28,1.03, SURF_ID='UPHOLSTERY'/ Right Arm
&OBST XB=9.68,10.055,-4.445,-3.695,0.655,1.03, SURF_ID='UPHOLSTERY'/ Back

*** GROUP: CHAIR offset=1.500000,0.000000,0.140000 rotate=90.000000

&OBST XB=11.18,12.305,-4.82,-4.445,0.28,1.03, SURF_ID='UPHOLSTERY'/ Left Arm
&OBST XB=11.18,12.305,-4.445,-3.695,0.28,0.655, SURF_ID='UPHOLSTERY'/ Base
&OBST XB=11.18,12.305,-3.695,-3.32,0.28,1.03, SURF_ID='UPHOLSTERY'/ Right Arm
&OBST XB=11.18,11.555,-4.445,-3.695,0.655,1.03, SURF_ID='UPHOLSTERY'/ Back

*** GROUP: CHAIR offset=3.000000,0.000000,0.140000 rotate=90.000000

&OBST XB=12.68,13.805,-4.82,-4.445,0.28,1.03, SURF_ID='UPHOLSTERY'/ Left Arm
&OBST XB=12.68,13.805,-4.445,-3.695,0.28,0.655, SURF_ID='UPHOLSTERY'/ Base
&OBST XB=12.68,13.805,-3.695,-3.32,0.28,1.03, SURF_ID='UPHOLSTERY'/ Right Arm
&OBST XB=12.68,13.055,-4.445,-3.695,0.655,1.03, SURF_ID='UPHOLSTERY'/ Back

*** GROUP: CHAIR offset=4.500000,0.000000,0.140000 rotate=90.000000

&OBST XB=14.18,15.305,-4.82,-4.445,0.28,1.03, SURF_ID='UPHOLSTERY'/ Left Arm
&OBST XB=14.18,15.305,-4.445,-3.695,0.28,0.655, SURF_ID='UPHOLSTERY'/ Base
&OBST XB=14.18,15.305,-3.695,-3.32,0.28,1.03, SURF_ID='UPHOLSTERY'/ Right Arm
&OBST XB=14.18,14.555,-4.445,-3.695,0.655,1.03, SURF_ID='UPHOLSTERY'/ Back

*** GROUP: CHAIR offset=6.000000,0.000000,0.140000 rotate=90.000000

&OBST XB=15.68,16.805,-4.82,-4.445,0.28,1.03, SURF_ID='UPHOLSTERY'/ Left Arm
&OBST XB=15.68,16.805,-4.445,-3.695,0.28,0.655, SURF_ID='UPHOLSTERY'/ Base
&OBST XB=15.68,16.805,-3.695,-3.32,0.28,1.03, SURF_ID='UPHOLSTERY'/ Right Arm
&OBST XB=15.68,16.055,-4.445,-3.695,0.655,1.03, SURF_ID='UPHOLSTERY'/ Back

*** GROUP: CHAIR offset=7.500000,0.000000,0.140000 rotate=90.000000

&OBST XB=17.18,18.305,-4.82,-4.445,0.28,1.03, SURF_ID='UPHOLSTERY'/ Left Arm
&OBST XB=17.18,18.305,-4.445,-3.695,0.28,0.655, SURF_ID='UPHOLSTERY'/ Base
&OBST XB=17.18,18.305,-3.695,-3.32,0.28,1.03, SURF_ID='UPHOLSTERY'/ Right Arm
&OBST XB=17.18,17.555,-4.445,-3.695,0.655,1.03, SURF_ID='UPHOLSTERY'/ Back

*** GROUP: CHAIR offset=9.000000,0.000000,0.140000 rotate=90.000000

&OBST XB=18.68,19.805,-4.82,-4.445,0.28,1.03, SURF_ID='UPHOLSTERY'/ Left Arm
&OBST XB=18.68,19.805,-4.445,-3.695,0.28,0.655, SURF_ID='UPHOLSTERY'/ Base
&OBST XB=18.68,19.805,-3.695,-3.32,0.28,1.03, SURF_ID='UPHOLSTERY'/ Right Arm
&OBST XB=18.68,19.055,-4.445,-3.695,0.655,1.03, SURF_ID='UPHOLSTERY'/ Back

*** GROUP: CHAIR offset=10.500000,0.000000,0.140000 rotate=90.000000

&OBST XB=20.18,21.305,-4.82,-4.445,0.28,1.03, SURF_ID='UPHOLSTERY'/ Left Arm
&OBST XB=20.18,21.305,-4.445,-3.695,0.28,0.655, SURF_ID='UPHOLSTERY'/ Base
&OBST XB=20.18,21.305,-3.695,-3.32,0.28,1.03, SURF_ID='UPHOLSTERY'/ Right Arm
&OBST XB=20.18,20.555,-4.445,-3.695,0.655,1.03, SURF_ID='UPHOLSTERY'/ Back

*** GROUP: CHAIR offset=12.000000,0.000000,0.140000 rotate=90.000000

&OBST XB=21.68,22.805,-4.82,-4.445,0.28,1.03, SURF_ID='UPHOLSTERY'/ Left Arm
&OBST XB=21.68,22.805,-4.445,-3.695,0.28,0.655, SURF_ID='UPHOLSTERY'/ Base
&OBST XB=21.68,22.805,-3.695,-3.32,0.28,1.03, SURF_ID='UPHOLSTERY'/ Right Arm
&OBST XB=21.68,22.055,-4.445,-3.695,0.655,1.03, SURF_ID='UPHOLSTERY'/ Back

*** GROUP: CHAIR offset=13.500000,0.000000,0.140000 rotate=90.000000

&OBST XB=23.18,24.305,-4.82,-4.445,0.28,1.03, SURF_ID='UPHOLSTERY'/ Left Arm
&OBST XB=23.18,24.305,-4.445,-3.695,0.28,0.655, SURF_ID='UPHOLSTERY'/ Base
&OBST XB=23.18,24.305,-3.695,-3.32,0.28,1.03, SURF_ID='UPHOLSTERY'/ Right Arm
&OBST XB=23.18,23.555,-4.445,-3.695,0.655,1.03, SURF_ID='UPHOLSTERY'/ Back
```

*** GROUP: CHAIR offset=15.000000,0.000000,0.140000 rotate=90.000000

&OBST XB=24.68,25.805,-4.82,-4.445,0.28,1.03, SURF_ID='UPHOLSTERY'/ Left Arm
&OBST XB=24.68,25.805,-4.445,-3.695,0.28,0.655, SURF_ID='UPHOLSTERY'/ Base
&OBST XB=24.68,25.805,-3.695,-3.32,0.28,1.03, SURF_ID='UPHOLSTERY'/ Right Arm
&OBST XB=24.68,25.055,-4.445,-3.695,0.655,1.03, SURF_ID='UPHOLSTERY'/ Back

*** GROUP: LR

*** GROUP: COUCH offset=0.000000,0.000000,0.000000 rotate=0.000000

&OBST XB=38.5,38.875,26.67,27.795,0.14,0.89, SURF_ID='UPHOLSTERY'/ Left Arm
&OBST XB=38.875,41.125,26.67,27.795,0.14,0.515, SURF_ID='UPHOLSTERY'/ Base
&OBST XB=41.125,41.5,26.67,27.795,0.14,0.89, SURF_ID='UPHOLSTERY'/ Right Arm
&OBST XB=38.875,41.125,27.42,27.795,0.515,0.89, SURF_ID='UPHOLSTERY'/ Back

*** GROUP: CHAIR offset=0.000000,-1.875000,0.000000 rotate=90.000000

&OBST XB=38.5,39.625,24.795,25.17,0.14,0.89, SURF_ID='UPHOLSTERY'/ Left Arm
&OBST XB=38.5,39.625,25.17,25.92,0.14,0.515, SURF_ID='UPHOLSTERY'/ Base
&OBST XB=38.5,39.625,25.92,26.295,0.14,0.89, SURF_ID='UPHOLSTERY'/ Right Arm
&OBST XB=38.5,38.875,25.17,25.92,0.515,0.89, SURF_ID='UPHOLSTERY'/ Back

*** GROUP: CHAIR offset=1.875000,-1.875000,0.000000 rotate=270.000000

&OBST XB=40.375,41.5,25.92,26.295,0.14,0.89, SURF_ID='UPHOLSTERY'/ Left Arm
&OBST XB=40.375,41.5,25.17,25.92,0.14,0.515, SURF_ID='UPHOLSTERY'/ Base
&OBST XB=40.375,41.5,24.795,25.17,0.14,0.89, SURF_ID='UPHOLSTERY'/ Right Arm
&OBST XB=41.125,41.5,25.17,25.92,0.515,0.89, SURF_ID='UPHOLSTERY'/ Back

*** GROUP: LR

*** GROUP: COUCH offset=0.000000,0.000000,0.000000 rotate=0.000000

&OBST XB=38.5,38.875,30.049999,31.174999,0.14,0.89, SURF_ID='UPHOLSTERY'/ Left Arm
&OBST XB=38.875,41.125,30.049999,31.174999,0.14,0.515, SURF_ID='UPHOLSTERY'/ Base
&OBST XB=41.125,41.5,30.049999,31.174999,0.14,0.89, SURF_ID='UPHOLSTERY'/ Right Arm
&OBST XB=38.875,41.125,30.799999,31.174999,0.515,0.89, SURF_ID='UPHOLSTERY'/ Back

*** GROUP: CHAIR offset=0.000000,-1.875000,0.000000 rotate=90.000000

&OBST XB=38.5,39.625,28.174999,28.549999,0.14,0.89, SURF_ID='UPHOLSTERY'/ Left Arm
&OBST XB=38.5,39.625,28.549999,29.299999,0.14,0.515, SURF_ID='UPHOLSTERY'/ Base
&OBST XB=38.5,39.625,29.299999,29.674999,0.14,0.89, SURF_ID='UPHOLSTERY'/ Right Arm
&OBST XB=38.5,38.875,28.549999,29.299999,0.515,0.89, SURF_ID='UPHOLSTERY'/ Back

*** GROUP: CHAIR offset=1.875000,-1.875000,0.000000 rotate=270.000000

&OBST XB=40.375,41.5,29.299999,29.674999,0.14,0.89, SURF_ID='UPHOLSTERY'/ Left Arm
&OBST XB=40.375,41.5,28.549999,29.299999,0.14,0.515, SURF_ID='UPHOLSTERY'/ Base
&OBST XB=40.375,41.5,28.174999,28.549999,0.14,0.89, SURF_ID='UPHOLSTERY'/ Right Arm
&OBST XB=41.125,41.5,28.549999,29.299999,0.515,0.89, SURF_ID='UPHOLSTERY'/ Back

*** GROUP: LR

*** GROUP: COUCH offset=0.000000,0.000000,0.000000 rotate=0.000000

&OBST XB=38.5,38.875,33.41,34.535,0.14,0.89, SURF_ID='UPHOLSTERY'/ Left Arm
&OBST XB=38.875,41.125,33.41,34.535,0.14,0.515, SURF_ID='UPHOLSTERY'/ Base
&OBST XB=41.125,41.5,33.41,34.535,0.14,0.89, SURF_ID='UPHOLSTERY'/ Right Arm
&OBST XB=38.875,41.125,34.16,34.535,0.515,0.89, SURF_ID='UPHOLSTERY'/ Back

*** GROUP: CHAIR offset=0.000000,-1.875000,0.000000 rotate=90.000000

&OBST XB=38.5,39.625,31.535,31.91,0.14,0.89, SURF_ID='UPHOLSTERY'/ Left Arm
&OBST XB=38.5,39.625,31.91,32.66,0.14,0.515, SURF_ID='UPHOLSTERY'/ Base
&OBST XB=38.5,39.625,32.66,33.035,0.14,0.89, SURF_ID='UPHOLSTERY'/ Right Arm
&OBST XB=38.5,38.875,31.91,32.66,0.515,0.89, SURF_ID='UPHOLSTERY'/ Back

*** GROUP: CHAIR offset=1.875000,-1.875000,0.000000 rotate=270.000000

&OBST XB=40.375,41.5,32.66,33.035,0.14,0.89, SURF_ID='UPHOLSTERY'/ Left Arm
&OBST XB=40.375,41.5,31.91,32.66,0.14,0.515, SURF_ID='UPHOLSTERY'/ Base
&OBST XB=40.375,41.5,31.535,31.91,0.14,0.89, SURF_ID='UPHOLSTERY'/ Right Arm
&OBST XB=41.125,41.5,31.91,32.66,0.515,0.89, SURF_ID='UPHOLSTERY'/ Back

*** GROUP: LR

*** GROUP: COUCH offset=0.000000,0.000000,0.000000 rotate=0.000000

&OBST XB=38.5,38.875,36.799999,37.924999,0.14,0.89, SURF_ID='UPHOLSTERY'/ Left Arm
&OBST XB=38.875,41.125,36.799999,37.924999,0.14,0.515, SURF_ID='UPHOLSTERY'/ Base
&OBST XB=41.125,41.5,36.799999,37.924999,0.14,0.89, SURF_ID='UPHOLSTERY'/ Right Arm
&OBST XB=38.875,41.125,37.549999,37.924999,0.515,0.89, SURF_ID='UPHOLSTERY'/ Back

*** GROUP: CHAIR offset=0.000000,-1.875000,0.000000 rotate=90.000000

&OBST XB=38.5,39.625,34.924999,35.299999,0.14,0.89, SURF_ID='UPHOLSTERY'/ Left Arm
&OBST XB=38.5,39.625,35.299999,36.049999,0.14,0.515, SURF_ID='UPHOLSTERY'/ Base
&OBST XB=38.5,39.625,36.049999,36.424999,0.14,0.89, SURF_ID='UPHOLSTERY'/ Right Arm
&OBST XB=38.5,38.875,35.299999,36.049999,0.515,0.89, SURF_ID='UPHOLSTERY'/ Back

*** GROUP: CHAIR offset=1.875000,-1.875000,0.000000 rotate=270.000000

&OBST XB=40.375,41.5,36.049999,36.424999,0.14,0.89, SURF_ID='UPHOLSTERY'/ Left Arm
&OBST XB=40.375,41.5,35.299999,36.049999,0.14,0.515, SURF_ID='UPHOLSTERY'/ Base
&OBST XB=40.375,41.5,34.924999,35.299999,0.14,0.89, SURF_ID='UPHOLSTERY'/ Right Arm
&OBST XB=41.125,41.5,35.299999,36.049999,0.515,0.89, SURF_ID='UPHOLSTERY'/ Back

*** GROUP: COUCH_TWIN

*** GROUP: COUCH offset=0.000000,0.000000,0.000000 rotate=90.000000

&OBST XB=27.299999,28.424999,-2.2,-1.825,0.14,0.89, SURF_ID='UPHOLSTERY'/ Left Arm
&OBST XB=27.299999,28.424999,-1.825,0.425,0.14,0.515, SURF_ID='UPHOLSTERY'/ Base
&OBST XB=27.299999,28.424999,0.425,0.8,0.14,0.89, SURF_ID='UPHOLSTERY'/ Right Arm
&OBST XB=27.299999,27.674999,-1.825,0.425,0.515,0.89, SURF_ID='UPHOLSTERY'/ Back

*** GROUP: COUCH offset=1.875000,0.000000,0.000000 rotate=270.000000

&OBST XB=29.174999,30.299999,0.425,0.8,0.14,0.89, SURF_ID='UPHOLSTERY'/ Left Arm
&OBST XB=29.174999,30.299999,-1.825,0.425,0.14,0.515, SURF_ID='UPHOLSTERY'/ Base
&OBST XB=29.174999,30.299999,-2.2,-1.825,0.14,0.89, SURF_ID='UPHOLSTERY'/ Right Arm
&OBST XB=29.924999,30.299999,-1.825,0.425,0.515,0.89, SURF_ID='UPHOLSTERY'/ Back

*** GROUP: COUCH_TWIN

*** GROUP: COUCH offset=0.000000,0.000000,0.000000 rotate=90.000000

&OBST XB=27.299999,28.424999,3.05,3.425,0.14,0.89, SURF_ID='UPHOLSTERY'/ Left Arm
&OBST XB=27.299999,28.424999,3.425,5.675,0.14,0.515, SURF_ID='UPHOLSTERY'/ Base
&OBST XB=27.299999,28.424999,5.675,6.05,0.14,0.89, SURF_ID='UPHOLSTERY'/ Right Arm
&OBST XB=27.299999,27.674999,3.425,5.675,0.515,0.89, SURF_ID='UPHOLSTERY'/ Back

*** GROUP: COUCH offset=1.875000,0.000000,0.000000 rotate=270.000000

&OBST XB=29.174999,30.299999,5.675,6.05,0.14,0.89, SURF_ID='UPHOLSTERY'/ Left Arm
&OBST XB=29.174999,30.299999,3.425,5.675,0.14,0.515, SURF_ID='UPHOLSTERY'/ Base
&OBST XB=29.174999,30.299999,3.05,3.425,0.14,0.89, SURF_ID='UPHOLSTERY'/ Right Arm
&OBST XB=29.924999,30.299999,3.425,5.675,0.515,0.89, SURF_ID='UPHOLSTERY'/ Back

*** GROUP: COUCH_TWIN

*** GROUP: COUCH offset=0.000000,0.000000,0.000000 rotate=90.000000

&OBST XB=27.299999,28.424999,9.05,9.425,0.14,0.89, SURF_ID='UPHOLSTERY'/ Left Arm
&OBST XB=27.299999,28.424999,9.425,11.675,0.14,0.515, SURF_ID='UPHOLSTERY'/ Base
&OBST XB=27.299999,28.424999,11.675,12.05,0.14,0.89, SURF_ID='UPHOLSTERY'/ Right Arm
&OBST XB=27.299999,27.674999,9.425,11.675,0.515,0.89, SURF_ID='UPHOLSTERY'/ Back

```
*** GROUP: COUCH offset=1.875000,0.000000,0.000000 rotate=270.000000
```

```
&OBST XB=29.174999,30.299999,11.675,12.05,0.14,0.89, SURF_ID='UPHOLSTERY'/ Left Arm
&OBST XB=29.174999,30.299999,9.425,11.675,0.14,0.515, SURF_ID='UPHOLSTERY'/ Base
&OBST XB=29.174999,30.299999,9.05,9.425,0.14,0.89, SURF_ID='UPHOLSTERY'/ Right Arm
&OBST XB=29.924999,30.299999,9.425,11.675,0.515,0.89, SURF_ID='UPHOLSTERY'/ Back
```

*** GROUP: COUCH_TWIN

```
*** GROUP: COUCH offset=0.000000,0.000000,0.000000 rotate=90.000000
```

&OBST	XB=27.299999,28.424999,12.43,12.805,0.14,0.89,	SURF_ID='UPHOLSTERY' / Left Arm
&OBST	XB=27.299999,28.424999,12.805,15.055,0.14,0.515,	SURF_ID='UPHOLSTERY' / Base
&OBST	XB=27.299999,28.424999,15.055,15.43,0.14,0.89,	SURF_ID='UPHOLSTERY' / Right Arm
&OBST	XB=27.299999,27.674999,12.805,15.055,0.515,0.89,	SURF_ID='UPHOLSTERY' / Back

```
*** GROUP: COUCH offset=1.875000,0.000000,0.000000 rotate=270.000000
```

```
&OBST XB=29.174999,30.299999,15.055,15.43,0.14,0.89, SURF_ID='UPHOLSTERY' / Left Arm
&OBST XB=29.174999,30.299999,12.805,15.055,0.14,0.515, SURF_ID='UPHOLSTERY' / Base
&OBST XB=29.174999,30.299999,12.43,12.805,0.14,0.89, SURF_ID='UPHOLSTERY' / Right Arm
&OBST XB=29.924999,30.299999,12.805,15.055,0.515,0.89, SURF_ID='UPHOLSTERY' / Back
```

*** GROUP: COUCH_TWIN

```
*** GROUP: COUCH offset=0.000000,0.000000,0.000000 rotate=90.000000
```

```
&OBST XB=27.299999,28.424999,15.8,16.174999,0.14,0.89, SURF_ID='UPHOLSTERY'/ Left Arm
&OBST XB=27.299999,28.424999,16.174999,18.424999,0.14,0.515, SURF_ID='UPHOLSTERY'/ Base
&OBST XB=27.299999,28.424999,18.424999,18.799999,0.14,0.89, SURF_ID='UPHOLSTERY'/ Right Arm
&OBST XB=27.299999,27.674999,16.174999,18.424999,0.515,0.89, SURF_ID='UPHOLSTERY'/ Back
```

```
*** GROUP: COUCH offset=1.875000,0.000000,0.000000 rotate=270.000000
```

```
&OBST XB=29.174999,30.299999,18.424999,18.799999,0.14,0.89, SURF_ID='UPHOLSTERY' / Left Arm
&OBST XB=29.174999,30.299999,16.174999,18.424999,0.14,0.515, SURF_ID='UPHOLSTERY' / Base
&OBST XB=29.174999,30.299999,15.8,16.174999,0.14,0.89, SURF_ID='UPHOLSTERY' / Right Arm
&OBST XB=29.924999,30.299999,16.174999,18.424999,0.515,0.89, SURF_ID='UPHOLSTERY' / Back
```

*** GROUP: CHAIR_TWIN

```
*** GROUP: CHAIR offset=0.000000,0.000000,0.000000 rotate=90.000000
```

&OBST XB=27.299999,28.424999,1.17,1.545,0.14,0.89,	SURF_ID='UPHOLSTERY' / Left Arm
&OBST XB=27.299999,28.424999,1.545,2.295,0.14,0.515,	SURF_ID='UPHOLSTERY' / Base
&OBST XB=27.299999,28.424999,2.295,2.67,0.14,0.89,	SURF_ID='UPHOLSTERY' / Right Arm
&OBST XB=27.299999,27.674999,1.545,2.295,0.515,0.89,	SURF_ID='UPHOLSTERY' / Back

```
*** GROUP: CHAIR offset=1.875000,0.000000,0.000000 rotate=270.000000
```

&OBST XB=29.174999,30.299999,2.295,2.67,0.14,0.89,	SURF_ID='UPHOLSTERY' / Left Arm
&OBST XB=29.174999,30.299999,1.545,2.295,0.14,0.515,	SURF_ID='UPHOLSTERY' / Base
&OBST XB=29.174999,30.299999,1.147,1.545,0.14,0.89,	SURF_ID='UPHOLSTERY' / Right Arm
&OBST XB=29.924999,30.299999,1.545,2.295,0.515,0.89,	SURF_ID='UPHOLSTERY' / Back

```
*** GROUP: RHS_ROW
```

*** GROUP: LR

```
*** GROUP: COUCH offset=0.000000,0.000000,0.000000 rotate=0.000000
```

&OBST XB=48.669998,49.044998,-0.32,0.805,0.14,0.89,	SURF_ID='UPHOLSTERY'/ Left Arm
&OBST XB=49.044998,51.294998,-0.32,0.805,0.14,0.515,	SURF_ID='UPHOLSTERY'/ Base
&OBST XB=51.294998,51.669998,-0.32,0.805,0.14,0.89,	SURF_ID='UPHOLSTERY'/ Right Arm
&OBST XB=49.044998,51.294998,0.43,0.805,0.515,0.89,	SURF_ID='UPHOLSTERY'/ Back

```
*** GROUP: CHAIR offset=0.000000,-1.875000,0.000000 rotate=90.000000
```

&OBST	XB=48.669998,49.794998,-2.195,-1.82,0.14,0.89,	SURF_ID='UPHOLSTERY' / Left Arm
&OBST	XB=48.669998,49.794998,-1.82,-1.07,0.14,0.515,	SURF_ID='UPHOLSTERY' / Base
&OBST	XB=48.669998,49.794998,-1.07,-0.695,0.14,0.89,	SURF_ID='UPHOLSTERY' / Right Arm
&OBST	XB=48.669998,49.044998,-1.82,-1.07,0.515,0.89,	SURF_ID='UPHOLSTERY' / Back

```
*** GROUP: CHAIR offset=1.875000,-1.875000,0.000000 rotate=270.000000
```

&OBST	XB=50.544998,51.669998,-1.07,-0.695,0.14,0.89,	SURF_ID='UPHOLSTERY'/ Left Arm
&OBST	XB=50.544998,51.669998,-1.82,-1.07,0.14,0.515,	SURF_ID='UPHOLSTERY'/ Base
&OBST	XB=50.544998,51.669998,-2.195,-1.82,0.14,0.89,	SURF_ID='UPHOLSTERY'/ Right Arm
&OBST	XB=51.244998,51.669998,-1.82,-1.07,0.515,0.89,	SURF_ID='UPHOLSTERY'/ Back

*** GROUP: LR

```
*** GROUP: COUCH offset=0.000000,0.000000,0.000000 rotate=0.000000
```

&OBST	XB=52.044998,52.419998,-0.32,0.805,0.14,0.89,	SURF_ID='UPHOLSTERY'/	Left Arm
&OBST	XB=52.419998,54.669998,-0.32,0.805,0.14,0.515	SURF_ID='UPHOLSTERY'/	Base
&OBST	XB=54.669998,55.044998,-0.32,0.805,0.14,0.89,	SURF_ID='UPHOLSTERY'/	Right Arm
&OBST	XB=52.419998,54.669998,0.43,0.805,0.515,0.89,	SURF_ID='UPHOLSTERY'/	Back

```
*** GROUP: CHAIR offset=0.000000,-1.875000,0.000000 rotate=90.000000
```

&OBST	XB=52.044998,53.169998,-2.195,-1.82,0.14,0.89,	SURF_ID='UPHOLSTERY' / Left Arm
&OBST	XB=52.044998,53.169998,-1.82,-1.07,0.14,0.515,	SURF_ID='UPHOLSTERY' / Base
&OBST	XB=52.044998,53.169998,-1.07,-0.695,0.14,0.89,	SURF_ID='UPHOLSTERY' / Right Arm
&OBST	XB=52.044998,52.419998,-1.82,-1.07,0.515,0.89,	SURF_ID='UPHOLSTERY' / Back

```
*** GROUP: CHAIR offset=1.875000,-1.875000,0.000000 rotate=270.000000
```

&OBST	XB=53.919998,55.044998,-1.07,-0.695,0.14,0.89,	SURF_ID='UPHOLSTERY' / Left Arm
&OBST	XB=53.919998,55.044998,-1.82,-1.07,0.14,0.515,	SURF_ID='UPHOLSTERY' / Base
&OBST	XB=53.919998,55.044998,-2.195,-1.82,0.14,0.89,	SURF_ID='UPHOLSTERY' / Right Arm
&OBST	XB=54.669998,55.044998,-1.82,-1.07,0.515,0.89,	SURF_ID='UPHOLSTERY' / Back

*** GROUP: LR

```
*** GROUP: COUCH offset=0.000000,0.000000,0.000000 rotate=0.000000
```

```
&OBS1 XB=55.419998,55.794998,-0.32,0.805,0.14,0.89, SURF_ID='UPHOLSTERY'/ Left Arm
&OBS1 XB=55.794998,58.044998,-0.32,0.805,0.14,0.515 SURF_ID='UPHOLSTERY'/ Base
&OBS1 XB=58.044998,58.419998,-0.32,0.805,0.14,0.89, SURF_ID='UPHOLSTERY'/ Right Arm
&OBS1 XB=55.794998,58.044998,0.43,0.805,0.515,0.89, SURF_ID='UPHOLSTERY'/ Back
```

```
*** GROUP: CHAIR offset=0.000000,-1.875000,0.000000 rotate=90.000000
```

&OBST	XB=55.419998,56.544998,-2.195,-1.82,0.14,0.89,	SURF_ID='UPHOLSTERY' / Left Arm
&OBST	XB=55.419998,56.544998,-1.82,-1.07,0.14,0.515,	SURF_ID='UPHOLSTERY' / Base
&OBST	XB=55.419998,56.544998,-1.07,-0.695,0.14,0.89,	SURF_ID='UPHOLSTERY' / Right Arm
&OBST	XB=55.419998,55.794998,-1.82,-1.07,0.515,0.89,	SURF_ID='UPHOLSTERY' / Back

```
*** GROUP: CHAIR offset=1.875000,-1.875000,0.000000 rotate=270.000000
```

&OBST	XB=57.294998,58.419998,-1.07,-0.695,0.14,0.89,	SURF_ID='UPHOLSTERY' / Left Arm
&OBST	XB=57.294998,58.419998,-1.82,-1.07,0.14,0.515,	SURF_ID='UPHOLSTERY' / Base
&OBST	XB=57.294998,58.419998,-2.195,-1.82,0.14,0.89,	SURF_ID='UPHOLSTERY' / Right Arm
&OBST	XB=58.044998,58.419998,-1.82,-1.07,0.515,0.89,	SURF_ID='UPHOLSTERY' / Back

*** GROUP: LR

```
*** GROUP: COUCH offset=0.000000,0.000000,0.000000 rotate=0.000000
```

```
&OBS1 XB=58.794998,59.169998,-0.32,0.805,0.14,0.89, SURF_ID='UPHOLSTERY'/ Left Arm
&OBS1 XB=59.169998,61.419998,-0.32,0.805,0.14,0.515 SURF_ID='UPHOLSTERY'/ Base
&OBS1 XB=61.419998,61.794998,-0.32,0.805,0.14,0.89, SURF_ID='UPHOLSTERY'/ Right Arm
&OBS1 XB=59.169998,61.419998,0.43,0.805,0.515,0.89, SURF_ID='UPHOLSTERY'/ Back
```

```
*** GROUP: CHAIR offset=0.000000,-1.875000,0.000000 rotate=90.000000
```

&OBST	XB=58.794998,59.919998,-2.195,-1.82,0.14,0.89,	SURF_ID='UPHOLSTERY' /	Left Arm
&OBST	XB=58.794998,59.919998,-1.82,-1.07,0.14,0.515,	SURF_ID='UPHOLSTERY' /	Base
&OBST	XB=58.794998,59.919998,-1.07,-0.695,0.14,0.89,	SURF_ID='UPHOLSTERY' /	Right Arm
&OBST	XB=58.794998,59.169998,-1.82,-1.07,0.515,0.89,	SURF_ID='UPHOLSTERY' /	Back

&OBST XB=64.800003,65.175003,-4.445,-3.695,0.515,0.89, SURF_ID='UPHOLSTERY' / Back

*** GROUP: LD CHAIR ROW

```
*** GROUP: CHAIR offset=0.000000,0.000000,0.000000 rotate=90.000000
```

&OBST XB=50.549999,51.674999,29.67,30.045,0.14,0.89,	SURF_ID='UPHOLSTERY' / Left Arm
&OBST XB=50.549999,51.674999,30.045,30.795,0.14,0.515,	SURF_ID='UPHOLSTERY' / Base
&OBST XB=50.549999,51.674999,30.795,31.17,0.14,0.89,	SURF_ID='UPHOLSTERY' / Right Arm
&OBST XB=50.549999,50.924999,30.045,30.795,0.515,0.89,	SURF_ID='UPHOLSTERY' / Back

```
*** GROUP: CHAIR offset=1.125000,0.000000,0.000000 rotate=90.000000
```

&OBST	XB=51.674999,52.799999,29.67,30.045,0.14,0.89,	SURF_ID='UPHOLSTERY' / Left Arm
&OBST	XB=51.674999,52.799999,30.045,30.795,0.14,0.515,	SURF_ID='UPHOLSTERY' / Base
&OBST	XB=51.674999,52.799999,30.795,31.17,0.14,0.89,	SURF_ID='UPHOLSTERY' / Right Arm
&OBST	XB=51.674999,52.049999,30.045,30.795,0.515,0.89,	SURF_ID='UPHOLSTERY' / Back

```
*** GROUP: CHAIR offset=2.250000,0.000000,0.000000 rotate=90.000000
```

```
&OBST XB=52.799999,53.924999,29.67,30.045,0.14,0.89, SURF_ID='UPHOLSTERY' / Left Arm
&OBST XB=52.799999,53.924999,30.045,30.795,0.14,0.515, SURF_ID='UPHOLSTERY' / Base
&OBST XB=52.799999,53.924999,30.795,31.17,0.14,0.89, SURF_ID='UPHOLSTERY' / Right Arm
&OBST XB=52.799999,53.174999,30.045,30.795,0.515,0.89, SURF_ID='UPHOLSTERY' / Back
```

```
*** GROUP: CHAIR offset=3.375000,0.000000,0.000000 rotate=90.000000
```

```
&OBST XB=53.924999,55.049999,29.67,30.045,0.14,0.89, SURF_ID='UPHOLSTERY'/ Left Arm
&OBST XB=53.924999,55.049999,30.045,30.795,0.14,0.515, SURF_ID='UPHOLSTERY'/ Base
&OBST XB=53.924999,55.049999,30.795,31.17,0.14,0.89, SURF_ID='UPHOLSTERY'/ Right Arm
&OBST XB=53.924999,54.299999,30.045,30.795,0.515,0.89, SURF_ID='UPHOLSTERY'/ Back
```

```
*** GROUP: CHAIR offset=4.500000,0.000000,0.000000 rotate=90.000000
```

```
&OBST XB=55.049999,56.174999,29.67,30.045,0.14,0.89, SURF_ID='UPHOLSTERY' / Left Arm
&OBST XB=55.049999,56.174999,30.045,30.795,0.14,0.515, SURF_ID='UPHOLSTERY' / Base
&OBST XB=55.049999,56.174999,30.795,31.17,0.14,0.89, SURF_ID='UPHOLSTERY' / Right Arm
&OBST XB=55.049999,55.424999,30.045,30.795,0.515,0.89, SURF_ID='UPHOLSTERY' / Back
```

```
*** GROUP: CHAIR offset=5.625000,0.000000,0.000000 rotate=90.000000
```

&OBST XB=56.174999,57.299999,29.67,30.045,0.14,0.89,	SURF_ID='UPHOLSTERY' / Left Arm
&OBST XB=56.174999,57.299999,30.045,30.795,0.14,0.515,	SURF_ID='UPHOLSTERY' / Base
&OBST XB=56.174999,57.299999,30.795,31.17,0.14,0.89,	SURF_ID='UPHOLSTERY' / Right Arm
&OBST XB=56.174999,56.549999,30.045,30.795,0.515,0.89,	SURF_ID='UPHOLSTERY' / Back

```
*** GROUP: CHAIR offset=6.750000,0.000000,0.000000 rotate=90.000000
```

&OBST XB=57.299999,58.424999,29.67,30.045,0.14,0.89,	SURF_ID='UPHOLSTERY' / Left Arm
&OBST XB=57.299999,58.424999,30.045,30.795,0.14,0.515,	SURF_ID='UPHOLSTERY' / Base
&OBST XB=57.299999,58.424999,30.795,31.17,0.14,0.89,	SURF_ID='UPHOLSTERY' / Right Arm
&OBST XB=57.299999,57.674999,30.045,30.795,0.515,0.89,	SURF_ID='UPHOLSTERY' / Back

```
*** GROUP: CHAIR offset=7.875000,0.000000,0.000000 rotate=90.000000
```

&OBST XB=58.424999,59.549999,29.67,30.045,0.14,0.89,	SURF_ID='UPHOLSTERY' / Left Arm
&OBST XB=58.424999,59.549999,30.045,30.795,0.14,0.515,	SURF_ID='UPHOLSTERY' / Base
&OBST XB=58.424999,59.549999,30.795,31.17,0.14,0.89,	SURF_ID='UPHOLSTERY' / Right Arm
&OBST XB=58.424999,58.799999,30.045,30.795,0.515,0.89,	SURF_ID='UPHOLSTERY' / Back

```
*** GROUP: CHAIR offset=9.000000,0.000000,0.000000 rotate=90.000000
```

&OBST XB=59.549999,60.674999,29.67,30.045,0.14,0.89,	SURF_ID='UPHOLSTERY' / Left Arm
&OBST XB=59.549999,60.674999,30.045,30.795,0.14,0.515,	SURF_ID='UPHOLSTERY' / Base
&OBST XB=59.549999,60.674999,30.795,31.17,0.14,0.89,	SURF_ID='UPHOLSTERY' / Right Arm
&OBST XB=59.549999,59.924999,30.045,30.795,0.515,0.89,	SURF_ID='UPHOLSTERY' / Back

*** GROUP: LD CHAIR ROW

```
*** GROUP: CHAIR offset=0.000000,0.000000,0.000000 rotate=90.000000
```

```
&OBST XB=50.549999,51.674999,31.17,31.545,0.14,0.89, SURF_ID='UPHOLSTERY' / Left Arm
&OBST XB=50.549999,51.674999,31.545,32.294998,0.14,0.515, SURF_ID='UPHOLSTERY' / Base
&OBST XB=50.549999,51.674999,32.294998,32.669998,0.14,0.89, SURF_ID='UPHOLSTERY' / Right Arm
&OBST XB=50.549999,50.924999,31.545,32.294998,0.515,0.89, SURF_ID='UPHOLSTERY' / Back
```


OBST	XB=59.549999,60.674999,40.91,41.285,1.4,2.15,	SURF_ID='UPHOLSTERY'/	Left Arm
OBST	XB=59.549999,60.674999,41.285,43.535,1.4,1.775,	SURF_ID='UPHOLSTERY'/	Base
OBST	XB=59.549999,60.674999,43.535,43.91,1.4,2.15,	SURF_ID='UPHOLSTERY'/	Right Arm


```
OBST XB=32.174999,32.924999,6.43,6.805,0.655,1.03, SURF_ID='UPHOLSTERY' / Back

*** GROUP: CHAIR offset=1.500000,0.000000,0.140000 rotate=180.000000

&OBST XB=34.424999,34.799999,6.43,7.555,0.28,1.03, SURF_ID='UPHOLSTERY' / Left Arm
&OBST XB=33.674999,34.424999,6.43,7.555,0.28,0.655, SURF_ID='UPHOLSTERY' / Base
&OBST XB=33.299999,33.674999,6.43,7.555,0.28,1.03, SURF_ID='UPHOLSTERY' / Right Arm
&OBST XB=33.674999,34.424999,6.43,6.805,0.655,1.03, SURF_ID='UPHOLSTERY' / Back

*** GROUP: CHAIR offset=3.000000,0.000000,0.140000 rotate=180.000000

&OBST XB=35.924999,36.299999,6.43,7.555,0.28,1.03, SURF_ID='UPHOLSTERY' / Left Arm
&OBST XB=35.174999,35.924999,6.43,7.555,0.28,0.655, SURF_ID='UPHOLSTERY' / Base
&OBST XB=34.799999,35.174999,6.43,7.555,0.28,1.03, SURF_ID='UPHOLSTERY' / Right Arm
&OBST XB=35.174999,35.924999,6.43,6.805,0.655,1.03, SURF_ID='UPHOLSTERY' / Back

*** GROUP: CHAIR offset=4.500000,0.000000,0.140000 rotate=180.000000

&OBST XB=37.424999,37.799999,6.43,7.555,0.28,1.03, SURF_ID='UPHOLSTERY' / Left Arm
&OBST XB=36.674999,37.424999,6.43,7.555,0.28,0.655, SURF_ID='UPHOLSTERY' / Base
&OBST XB=36.299999,36.674999,6.43,7.555,0.28,1.03, SURF_ID='UPHOLSTERY' / Right Arm
&OBST XB=36.674999,37.424999,6.43,6.805,0.655,1.03, SURF_ID='UPHOLSTERY' / Back

*** GROUP: CHAIR offset=6.000000,0.000000,0.140000 rotate=180.000000

&OBST XB=38.924999,39.299999,6.43,7.555,0.28,1.03, SURF_ID='UPHOLSTERY' / Left Arm
&OBST XB=38.174999,38.924999,6.43,7.555,0.28,0.655, SURF_ID='UPHOLSTERY' / Base
&OBST XB=37.799999,38.174999,6.43,7.555,0.28,1.03, SURF_ID='UPHOLSTERY' / Right Arm
&OBST XB=38.174999,38.924999,6.43,6.805,0.655,1.03, SURF_ID='UPHOLSTERY' / Back

*** GROUP: CHAIR offset=7.500000,0.000000,0.140000 rotate=180.000000

&OBST XB=40.424999,40.799999,6.43,7.555,0.28,1.03, SURF_ID='UPHOLSTERY' / Left Arm
&OBST XB=39.674999,40.424999,6.43,7.555,0.28,0.655, SURF_ID='UPHOLSTERY' / Base
&OBST XB=39.299999,39.674999,6.43,7.555,0.28,1.03, SURF_ID='UPHOLSTERY' / Right Arm
&OBST XB=39.674999,40.424999,6.43,6.805,0.655,1.03, SURF_ID='UPHOLSTERY' / Back

*** GROUP: CHAIR offset=9.000000,0.000000,0.140000 rotate=180.000000

&OBST XB=41.924999,42.299999,6.43,7.555,0.28,1.03, SURF_ID='UPHOLSTERY' / Left Arm
&OBST XB=41.174999,41.924999,6.43,7.555,0.28,0.655, SURF_ID='UPHOLSTERY' / Base
&OBST XB=40.799999,41.174999,6.43,7.555,0.28,1.03, SURF_ID='UPHOLSTERY' / Right Arm
&OBST XB=41.174999,41.924999,6.43,6.805,0.655,1.03, SURF_ID='UPHOLSTERY' / Back

*** GROUP: CHAIR offset=10.500000,0.000000,0.140000 rotate=180.000000

&OBST XB=43.424999,43.799999,6.43,7.555,0.28,1.03, SURF_ID='UPHOLSTERY' / Left Arm
&OBST XB=42.674999,43.424999,6.43,7.555,0.28,0.655, SURF_ID='UPHOLSTERY' / Base
&OBST XB=42.299999,42.674999,6.43,7.555,0.28,1.03, SURF_ID='UPHOLSTERY' / Right Arm
&OBST XB=42.674999,43.424999,6.43,6.805,0.655,1.03, SURF_ID='UPHOLSTERY' / Back

*** GROUP: CHAIR offset=12.000000,0.000000,0.140000 rotate=180.000000

&OBST XB=44.924999,45.299999,6.43,7.555,0.28,1.03, SURF_ID='UPHOLSTERY' / Left Arm
&OBST XB=44.174999,44.924999,6.43,7.555,0.28,0.655, SURF_ID='UPHOLSTERY' / Base
&OBST XB=43.799999,44.174999,6.43,7.555,0.28,1.03, SURF_ID='UPHOLSTERY' / Right Arm
&OBST XB=44.174999,44.924999,6.43,6.805,0.655,1.03, SURF_ID='UPHOLSTERY' / Back

*** GROUP: CHAIR offset=13.500000,0.000000,0.140000 rotate=180.000000

&OBST XB=46.424999,46.799999,6.43,7.555,0.28,1.03, SURF_ID='UPHOLSTERY' / Left Arm
&OBST XB=45.674999,46.424999,6.43,7.555,0.28,0.655, SURF_ID='UPHOLSTERY' / Base
&OBST XB=45.299999,45.674999,6.43,7.555,0.28,1.03, SURF_ID='UPHOLSTERY' / Right Arm
&OBST XB=45.674999,46.424999,6.43,6.805,0.655,1.03, SURF_ID='UPHOLSTERY' / Back

*** GROUP: CHAIR offset=15.000000,0.000000,0.140000 rotate=180.000000

&OBST XB=47.924999,48.299999,6.43,7.555,0.28,1.03, SURF_ID='UPHOLSTERY' / Left Arm
&OBST XB=47.174999,47.924999,6.43,7.555,0.28,0.655, SURF_ID='UPHOLSTERY' / Base
&OBST XB=46.799999,47.174999,6.43,7.555,0.28,1.03, SURF_ID='UPHOLSTERY' / Right Arm
&OBST XB=47.174999,47.924999,6.43,6.805,0.655,1.03, SURF_ID='UPHOLSTERY' / Back

*** GROUP: CHAIR_ROW5

*** GROUP: CHAIR offset=0.000000,0.000000,0.140000 rotate=180.000000

&OBST XB=49.794998,50.169998,6.43,7.555,0.28,1.03, SURF_ID='UPHOLSTERY' / Left Arm
```

[illegible]

*** GROUP: CHAIR offset=15.000000,0.000000,0.140000 rotate=90.000000

&OBST XB=24.68,25.805,21.42,21.795,0.28,1.03, SURF_ID='UPHOLSTERY'/ Left Arm
&OBST XB=24.68,25.805,21.795,22.545,0.28,0.655, SURF_ID='UPHOLSTERY'/ Base
&OBST XB=24.68,25.805,22.545,22.92,0.28,1.03, SURF_ID='UPHOLSTERY'/ Right Arm
&OBST XB=24.68,25.055,21.795,22.545,0.655,1.03, SURF_ID='UPHOLSTERY'/ Back

*** GROUP: LR

*** GROUP: COUCH offset=0.000000,0.000000,0.000000 rotate=0.000000

&OBST XB=10.43,10.805,26.67,27.795,0.14,0.89, SURF_ID='UPHOLSTERY'/ Left Arm
&OBST XB=10.805,13.055,26.67,27.795,0.14,0.515, SURF_ID='UPHOLSTERY'/ Base
&OBST XB=13.055,13.43,26.67,27.795,0.14,0.89, SURF_ID='UPHOLSTERY'/ Right Arm
&OBST XB=10.805,13.055,27.42,27.795,0.515,0.89, SURF_ID='UPHOLSTERY'/ Back

*** GROUP: CHAIR offset=0.000000,-1.875000,0.000000 rotate=90.000000

&OBST XB=10.43,11.555,24.795,25.17,0.14,0.89, SURF_ID='UPHOLSTERY'/ Left Arm
&OBST XB=10.43,11.555,25.17,25.92,0.14,0.515, SURF_ID='UPHOLSTERY'/ Base
&OBST XB=10.43,11.555,25.92,26.295,0.14,0.89, SURF_ID='UPHOLSTERY'/ Right Arm
&OBST XB=10.43,10.805,25.17,25.92,0.515,0.89, SURF_ID='UPHOLSTERY'/ Back

*** GROUP: CHAIR offset=1.875000,-1.875000,0.000000 rotate=270.000000

&OBST XB=12.305,13.43,25.92,26.295,0.14,0.89, SURF_ID='UPHOLSTERY'/ Left Arm
&OBST XB=12.305,13.43,25.17,25.92,0.14,0.515, SURF_ID='UPHOLSTERY'/ Base
&OBST XB=12.305,13.43,24.795,25.17,0.14,0.89, SURF_ID='UPHOLSTERY'/ Right Arm
&OBST XB=13.055,13.43,25.17,25.92,0.515,0.89, SURF_ID='UPHOLSTERY'/ Back

*** GROUP: LR

*** GROUP: COUCH offset=0.000000,0.000000,0.000000 rotate=0.000000

&OBST XB=13.8,14.175,26.67,27.795,0.14,0.89, SURF_ID='UPHOLSTERY'/ Left Arm
&OBST XB=14.175,16.424999,26.67,27.795,0.14,0.515, SURF_ID='UPHOLSTERY'/ Base
&OBST XB=16.424999,16.799999,26.67,27.795,0.14,0.89, SURF_ID='UPHOLSTERY'/ Right Arm
&OBST XB=14.175,16.424999,27.42,27.795,0.515,0.89, SURF_ID='UPHOLSTERY'/ Back

*** GROUP: CHAIR offset=0.000000,-1.875000,0.000000 rotate=90.000000

&OBST XB=13.8,14.925,24.795,25.17,0.14,0.89, SURF_ID='UPHOLSTERY'/ Left Arm
&OBST XB=13.8,14.925,25.17,25.92,0.14,0.515, SURF_ID='UPHOLSTERY'/ Base
&OBST XB=13.8,14.925,25.92,26.295,0.14,0.89, SURF_ID='UPHOLSTERY'/ Right Arm
&OBST XB=13.8,14.175,25.17,25.92,0.515,0.89, SURF_ID='UPHOLSTERY'/ Back

*** GROUP: CHAIR offset=1.875000,-1.875000,0.000000 rotate=270.000000

&OBST XB=15.675,16.799999,25.92,26.295,0.14,0.89, SURF_ID='UPHOLSTERY'/ Left Arm
&OBST XB=15.675,16.799999,25.17,25.92,0.14,0.515, SURF_ID='UPHOLSTERY'/ Base
&OBST XB=15.675,16.799999,24.795,25.17,0.14,0.89, SURF_ID='UPHOLSTERY'/ Right Arm
&OBST XB=16.424999,16.799999,25.17,25.92,0.515,0.89, SURF_ID='UPHOLSTERY'/ Back

*** GROUP: LR

*** GROUP: COUCH offset=0.000000,0.000000,0.000000 rotate=0.000000

&OBST XB=19.049999,19.424999,26.67,27.795,0.14,0.89, SURF_ID='UPHOLSTERY'/ Left Arm
&OBST XB=19.424999,21.674999,26.67,27.795,0.14,0.515, SURF_ID='UPHOLSTERY'/ Base
&OBST XB=21.674999,22.049999,26.67,27.795,0.14,0.89, SURF_ID='UPHOLSTERY'/ Right Arm
&OBST XB=19.424999,21.674999,27.42,27.795,0.515,0.89, SURF_ID='UPHOLSTERY'/ Back

*** GROUP: CHAIR offset=0.000000,-1.875000,0.000000 rotate=90.000000

&OBST XB=19.049999,20.174999,24.795,25.17,0.14,0.89, SURF_ID='UPHOLSTERY'/ Left Arm
&OBST XB=19.049999,20.174999,25.17,25.92,0.14,0.515, SURF_ID='UPHOLSTERY'/ Base
&OBST XB=19.049999,20.174999,25.92,26.295,0.14,0.89, SURF_ID='UPHOLSTERY'/ Right Arm
&OBST XB=19.049999,19.424999,25.17,25.92,0.515,0.89, SURF_ID='UPHOLSTERY'/ Back

*** GROUP: CHAIR offset=1.875000,-1.875000,0.000000 rotate=270.000000

&OBST XB=20.924999,22.049999,25.92,26.295,0.14,0.89, SURF_ID='UPHOLSTERY'/ Left Arm
&OBST XB=20.924999,22.049999,25.17,25.92,0.14,0.515, SURF_ID='UPHOLSTERY'/ Base
&OBST XB=20.924999,22.049999,24.795,25.17,0.14,0.89, SURF_ID='UPHOLSTERY'/ Right Arm
&OBST XB=21.674999,22.049999,25.17,25.92,0.515,0.89, SURF_ID='UPHOLSTERY'/ Back

*** GROUP: LR

*** GROUP: COUCH offset=0.000000,0.000000,0.000000 rotate=0.000000

&OBST XB=22.42,22.795,26.67,27.795,0.14,0.89, SURF_ID='UPHOLSTERY'/ Left Arm
&OBST XB=22.795,25.045,26.67,27.795,0.14,0.515, SURF_ID='UPHOLSTERY'/ Base
&OBST XB=25.045,25.42,26.67,27.795,0.14,0.89, SURF_ID='UPHOLSTERY'/ Right Arm
&OBST XB=22.795,25.045,27.42,27.795,0.515,0.89, SURF_ID='UPHOLSTERY'/ Back

*** GROUP: CHAIR offset=0.000000,-1.875000,0.000000 rotate=90.000000

&OBST XB=22.42,23.545,24.795,25.17,0.14,0.89, SURF_ID='UPHOLSTERY'/ Left Arm
&OBST XB=22.42,23.545,25.17,25.92,0.14,0.515, SURF_ID='UPHOLSTERY'/ Base
&OBST XB=22.42,23.545,25.92,26.295,0.14,0.89, SURF_ID='UPHOLSTERY'/ Right Arm
&OBST XB=22.42,22.795,25.17,25.92,0.515,0.89, SURF_ID='UPHOLSTERY'/ Back

*** GROUP: CHAIR offset=1.875000,-1.875000,0.000000 rotate=270.000000

&OBST XB=24.295,25.42,25.92,26.295,0.14,0.89, SURF_ID='UPHOLSTERY'/ Left Arm
&OBST XB=24.295,25.42,25.17,25.92,0.14,0.515, SURF_ID='UPHOLSTERY'/ Base
&OBST XB=24.295,25.42,24.795,25.17,0.14,0.89, SURF_ID='UPHOLSTERY'/ Right Arm
&OBST XB=25.045,25.42,25.17,25.92,0.515,0.89, SURF_ID='UPHOLSTERY'/ Back

*** GROUP: LR

*** GROUP: COUCH offset=0.000000,0.000000,0.000000 rotate=0.000000

&OBST XB=30.299999,30.674999,26.67,27.795,0.14,0.89, SURF_ID='UPHOLSTERY'/ Left Arm
&OBST XB=30.674999,32.924999,26.67,27.795,0.14,0.515, SURF_ID='UPHOLSTERY'/ Base
&OBST XB=32.924999,33.299999,26.67,27.795,0.14,0.89, SURF_ID='UPHOLSTERY'/ Right Arm
&OBST XB=30.674999,32.924999,27.42,27.795,0.515,0.89, SURF_ID='UPHOLSTERY'/ Back

*** GROUP: CHAIR offset=0.000000,-1.875000,0.000000 rotate=90.000000

&OBST XB=30.299999,31.424999,24.795,25.17,0.14,0.89, SURF_ID='UPHOLSTERY'/ Left Arm
&OBST XB=30.299999,31.424999,25.17,25.92,0.14,0.515, SURF_ID='UPHOLSTERY'/ Base
&OBST XB=30.299999,31.424999,25.92,26.295,0.14,0.89, SURF_ID='UPHOLSTERY'/ Right Arm
&OBST XB=30.299999,30.674999,25.17,25.92,0.515,0.89, SURF_ID='UPHOLSTERY'/ Back

*** GROUP: CHAIR offset=1.875000,-1.875000,0.000000 rotate=270.000000

&OBST XB=32.174999,33.299999,25.92,26.295,0.14,0.89, SURF_ID='UPHOLSTERY'/ Left Arm
&OBST XB=32.174999,33.299999,25.17,25.92,0.14,0.515, SURF_ID='UPHOLSTERY'/ Base
&OBST XB=32.174999,33.299999,24.795,25.17,0.14,0.89, SURF_ID='UPHOLSTERY'/ Right Arm
&OBST XB=32.924999,33.299999,25.17,25.92,0.515,0.89, SURF_ID='UPHOLSTERY'/ Back

*** GROUP: LR

*** GROUP: COUCH offset=0.000000,0.000000,0.000000 rotate=0.000000

&OBST XB=30.299999,30.674999,30.049999,31.174999,0.14,0.89, SURF_ID='UPHOLSTERY'/ Left Arm
&OBST XB=30.674999,32.924999,30.049999,31.174999,0.14,0.515, SURF_ID='UPHOLSTERY'/ Base
&OBST XB=32.924999,33.299999,30.049999,31.174999,0.14,0.89, SURF_ID='UPHOLSTERY'/ Right Arm
&OBST XB=30.674999,32.924999,30.799999,31.174999,0.515,0.89, SURF_ID='UPHOLSTERY'/ Back

*** GROUP: CHAIR offset=0.000000,-1.875000,0.000000 rotate=90.000000

&OBST XB=30.299999,31.424999,28.174999,28.549999,0.14,0.89, SURF_ID='UPHOLSTERY'/ Left Arm
&OBST XB=30.299999,31.424999,28.549999,29.299999,0.14,0.515, SURF_ID='UPHOLSTERY'/ Base
&OBST XB=30.299999,31.424999,29.299999,29.674999,0.14,0.89, SURF_ID='UPHOLSTERY'/ Right Arm

&OBST XB=30.299999,30.674999,28.549999,29.299999,0.515,0.89, SURF_ID='UPHOLSTERY'/ Back

*** GROUP: CHAIR offset=1.875000,-1.875000,0.000000 rotate=270.000000

&OBST XB=32.174999,33.299999,29.299999,29.674999,0.14,0.89, SURF_ID='UPHOLSTERY'/ Left Arm
&OBST XB=32.174999,33.299999,28.549999,29.299999,0.14,0.515, SURF_ID='UPHOLSTERY'/ Base
&OBST XB=32.174999,33.299999,28.174999,28.549999,0.14,0.89, SURF_ID='UPHOLSTERY'/ Right Arm
&OBST XB=32.924999,33.299999,28.549999,29.299999,0.515,0.89, SURF_ID='UPHOLSTERY'/ Back

*** GROUP: LR

*** GROUP: COUCH offset=0.000000,0.000000,0.000000 rotate=0.000000

&OBST XB=34.799999,35.174999,30.049999,31.174999,0.14,0.89, SURF_ID='UPHOLSTERY'/ Left Arm
&OBST XB=35.174999,37.424999,30.049999,31.174999,0.14,0.515, SURF_ID='UPHOLSTERY'/ Base
&OBST XB=37.424999,37.799999,30.049999,31.174999,0.14,0.89, SURF_ID='UPHOLSTERY'/ Right Arm
&OBST XB=35.174999,37.424999,30.799999,31.174999,0.515,0.89, SURF_ID='UPHOLSTERY'/ Back

*** GROUP: CHAIR offset=0.000000,-1.875000,0.000000 rotate=90.000000

&OBST XB=34.799999,35.924999,28.174999,28.549999,0.14,0.89, SURF_ID='UPHOLSTERY'/ Left Arm
&OBST XB=34.799999,35.924999,28.549999,29.299999,0.14,0.515, SURF_ID='UPHOLSTERY'/ Base
&OBST XB=34.799999,35.924999,29.299999,29.674999,0.14,0.89, SURF_ID='UPHOLSTERY'/ Right Arm
&OBST XB=34.799999,35.174999,28.549999,29.299999,0.515,0.89, SURF_ID='UPHOLSTERY'/ Back

*** GROUP: CHAIR offset=1.875000,-1.875000,0.000000 rotate=270.000000

&OBST XB=36.674999,37.799999,29.299999,29.674999,0.14,0.89, SURF_ID='UPHOLSTERY'/ Left Arm
&OBST XB=36.674999,37.799999,28.549999,29.299999,0.14,0.515, SURF_ID='UPHOLSTERY'/ Base
&OBST XB=36.674999,37.799999,28.174999,28.549999,0.14,0.89, SURF_ID='UPHOLSTERY'/ Right Arm
&OBST XB=37.424999,37.799999,28.549999,29.299999,0.515,0.89, SURF_ID='UPHOLSTERY'/ Back

*** GROUP: LR

*** GROUP: COUCH offset=0.000000,0.000000,0.000000 rotate=0.000000

&OBST XB=34.799999,35.174999,26.67,27.795,0.14,0.89, SURF_ID='UPHOLSTERY'/ Left Arm
&OBST XB=35.174999,37.424999,26.67,27.795,0.14,0.515, SURF_ID='UPHOLSTERY'/ Base
&OBST XB=37.424999,37.799999,26.67,27.795,0.14,0.89, SURF_ID='UPHOLSTERY'/ Right Arm
&OBST XB=35.174999,37.424999,27.42,27.795,0.515,0.89, SURF_ID='UPHOLSTERY'/ Back

*** GROUP: CHAIR offset=0.000000,-1.875000,0.000000 rotate=90.000000

&OBST XB=34.799999,35.924999,24.795,25.17,0.14,0.89, SURF_ID='UPHOLSTERY'/ Left Arm
&OBST XB=34.799999,35.924999,25.17,25.92,0.14,0.515, SURF_ID='UPHOLSTERY'/ Base
&OBST XB=34.799999,35.924999,25.92,26.295,0.14,0.89, SURF_ID='UPHOLSTERY'/ Right Arm
&OBST XB=34.799999,35.174999,25.17,25.92,0.515,0.89, SURF_ID='UPHOLSTERY'/ Back

*** GROUP: CHAIR offset=1.875000,-1.875000,0.000000 rotate=270.000000

&OBST XB=36.674999,37.799999,25.92,26.295,0.14,0.89, SURF_ID='UPHOLSTERY'/ Left Arm
&OBST XB=36.674999,37.799999,25.17,25.92,0.14,0.515, SURF_ID='UPHOLSTERY'/ Base
&OBST XB=36.674999,37.799999,24.795,25.17,0.14,0.89, SURF_ID='UPHOLSTERY'/ Right Arm
&OBST XB=37.424999,37.799999,25.17,25.92,0.515,0.89, SURF_ID='UPHOLSTERY'/ Back

*** GROUP: COUCH2270

*** GROUP: COUCH2 offset=0.000000,0.000000,0.000000 rotate=270.000000

&OBST XB=51.299999,52.424999,19.545,19.92,0.14,0.89, SURF_ID='UPHOLSTERY'/ Left Arm
&OBST XB=51.299999,52.424999,18.045,19.545,0.14,0.515, SURF_ID='UPHOLSTERY'/ Base
&OBST XB=51.299999,52.424999,17.67,18.045,0.14,0.89, SURF_ID='UPHOLSTERY'/ Right Arm
&OBST XB=52.049999,52.424999,18.045,19.545,0.515,0.89, SURF_ID='UPHOLSTERY'/ Back

*** GROUP: COUCH2270

*** GROUP: COUCH2 offset=0.000000,0.000000,0.000000 rotate=270.000000

&OBST XB=51.299999,52.424999,22.924999,23.299999,0.14,0.89, SURF_ID='UPHOLSTERY'/ Left Arm
&OBST XB=51.299999,52.424999,21.424999,22.924999,0.14,0.515, SURF_ID='UPHOLSTERY'/ Base
&OBST XB=51.299999,52.424999,21.049999,21.424999,0.14,0.89, SURF_ID='UPHOLSTERY'/ Right Arm
&OBST XB=52.049999,52.424999,21.424999,22.924999,0.515,0.89, SURF_ID='UPHOLSTERY'/ Back

*** GROUP: COUCH2270

*** GROUP: COUCH2 offset=0.000000,0.000000,0.000000 rotate=270.000000

&OBST XB=51.299999,52.424999,26.295,26.67,0.14,0.89, SURF_ID='UPHOLSTERY'/ Left Arm
&OBST XB=51.299999,52.424999,24.795,26.295,0.14,0.515, SURF_ID='UPHOLSTERY'/ Base
&OBST XB=51.299999,52.424999,24.42,24.795,0.14,0.89, SURF_ID='UPHOLSTERY'/ Right Arm
&OBST XB=52.049999,52.424999,24.795,26.295,0.515,0.89, SURF_ID='UPHOLSTERY'/ Back

*** GROUP: LOVESEAT270

*** GROUP: LOVESEAT offset=0.000000,0.000000,0.000000 rotate=270.000000

&OBST XB=52.049999,53.174999,13.55,13.925,0.14,0.89, SURF_ID='UPHOLSTERY'/ Left Arm
&OBST XB=52.049999,53.174999,12.425,13.55,0.14,0.515, SURF_ID='UPHOLSTERY'/ Base
&OBST XB=52.049999,53.174999,12.05,12.425,0.14,0.89, SURF_ID='UPHOLSTERY'/ Right Arm
&OBST XB=52.799999,53.174999,12.425,13.55,0.515,0.89, SURF_ID='UPHOLSTERY'/ Back

*** GROUP: LOVESEAT270

*** GROUP: LOVESEAT offset=0.000000,0.000000,0.000000 rotate=270.000000

&OBST XB=53.540001,54.665001,13.55,13.925,0.14,0.89, SURF_ID='UPHOLSTERY'/ Left Arm
&OBST XB=53.540001,54.665001,12.425,13.55,0.14,0.515, SURF_ID='UPHOLSTERY'/ Base
&OBST XB=53.540001,54.665001,12.05,12.425,0.14,0.89, SURF_ID='UPHOLSTERY'/ Right Arm
&OBST XB=54.290001,54.665001,12.425,13.55,0.515,0.89, SURF_ID='UPHOLSTERY'/ Back

*** GROUP: LOVESEAT270

*** GROUP: LOVESEAT offset=0.000000,0.000000,0.000000 rotate=270.000000

&OBST XB=52.049999,53.174999,15.8,16.174999,0.14,0.89, SURF_ID='UPHOLSTERY'/ Left Arm
&OBST XB=52.049999,53.174999,14.675,15.8,0.14,0.515, SURF_ID='UPHOLSTERY'/ Base
&OBST XB=52.049999,53.174999,14.3,14.675,0.14,0.89, SURF_ID='UPHOLSTERY'/ Right Arm
&OBST XB=52.799999,53.174999,14.675,15.8,0.515,0.89, SURF_ID='UPHOLSTERY'/ Back

*** GROUP: LOVESEAT270

*** GROUP: LOVESEAT offset=0.000000,0.000000,0.000000 rotate=270.000000

&OBST XB=53.549999,54.674999,15.8,16.174999,0.14,0.89, SURF_ID='UPHOLSTERY'/ Left Arm
&OBST XB=53.549999,54.674999,14.675,15.8,0.14,0.515, SURF_ID='UPHOLSTERY'/ Base
&OBST XB=53.549999,54.674999,14.3,14.675,0.14,0.89, SURF_ID='UPHOLSTERY'/ Right Arm
&OBST XB=54.299999,54.674999,14.675,15.8,0.515,0.89, SURF_ID='UPHOLSTERY'/ Back

*** GROUP: COUCH offset=38.549999,23.299999,0.000000 rotate=0.000000

&OBST XB=38.549999,38.924999,23.299999,24.424999,0.14,0.89, SURF_ID='UPHOLSTERY'/ Left Arm
&OBST XB=38.924999,41.174999,23.299999,24.424999,0.14,0.515, SURF_ID='UPHOLSTERY'/ Base
&OBST XB=41.174999,41.549999,23.299999,24.424999,0.14,0.89, SURF_ID='UPHOLSTERY'/ Right Arm
&OBST XB=38.924999,41.174999,24.049999,24.424999,0.515,0.89, SURF_ID='UPHOLSTERY'/ Back

*** GROUP: COUCH offset=34.799999,23.299999,0.000000 rotate=0.000000

&OBST XB=34.799999,35.174999,23.299999,24.424999,0.14,0.89, SURF_ID='UPHOLSTERY'/ Left Arm
&OBST XB=35.174999,37.424999,23.299999,24.424999,0.14,0.515, SURF_ID='UPHOLSTERY'/ Base
&OBST XB=37.424999,37.799999,23.299999,24.424999,0.14,0.89, SURF_ID='UPHOLSTERY'/ Right Arm
&OBST XB=35.174999,37.424999,24.049999,24.424999,0.515,0.89, SURF_ID='UPHOLSTERY'/ Back
++++
Hallway

&OBST XB= 43.5 44.75 24.42 35.66 0.15 2.89 SURF_ID= 'UPHOLSTERY' / Hall Misc

&OBST XB= 46.79 47.9 24.42 37.2 2.76 3.88 SURF_ID= 'UPHOLSTERY' / Above roll up door

++++
+++

++++
Wall RHS Addition

&OBST XB= 48.4 , 49.42 , 9.98 , 16.54 , 0 , 2.0 , SURF_ID= UPHOLSTERY /

&OBST XB= 48.4 , 49.42 , 16.54 , 19.17 , 0 , 2.0 , SURF_ID= UPHOLSTERY /

++++
+++

Obstructions

&OBST XB=-8.35661671323343,66.240157480315,-6.51511303022606,28.9560579121158,-0.304800609601219,-0.304800609601219 SURF_ID='A-CEIL-MAIN-0' / 1

&OBST XB=43.42,47.92,-6.51511303022606,24.05,2.79,3.2 SURF_ID6='BLOCK WALL','BLOCK WALL','BLOCK WALL','BLOCK WALL','A-CEIL-MAIN-0','A-CEIL-MAIN-0' / 2

&OBST XB=-8.35661671323343,43.42,-6.51511303022606,28.925,2.79,3.2 SURF_ID6='BLOCK WALL','BLOCK WALL','BLOCK WALL','BLOCK WALL','A-CEIL-MAIN-0','A-CEIL-MAIN-0' / 2

&OBST XB=47.92,66.240157480315,-6.51511303022606,28.925,2.79,3.2 SURF_ID6='BLOCK WALL','BLOCK WALL','BLOCK WALL','BLOCK WALL','A-CEIL-MAIN-0','A-CEIL-MAIN-0' / 2 RHS

&OBST XB=48.41 66.3 28.9 29.3 2.76 3.13 SURF_ID6='BLOCK WALL','BLOCK WALL','BLOCK WALL','BLOCK WALL','A-CEIL-MAIN-0','A-CEIL-MAIN-0' / 2a

&OBST XB=9.34721869443739,16.1828213304864,28.9560579121158,29.0322580645161,2.79,3.2 SURF_ID6='BLOCK WALL','BLOCK WALL','BLOCK WALL','BLOCK WALL','A-CEIL-MAIN-0','A-CEIL-MAIN-0' / 3

&OBST XB=9.34721869443739,48.0822961645923,28.9560579121158,32.9438658877318,-0.304800609601219,-0.304800609601219 SURF_ID6='BLOCK WALL','BLOCK WALL','BLOCK WALL','BLOCK WALL','A-CEIL-MAIN-0','A-CEIL-MAIN-0' / 4

&OBST XB=9.34721869443739,43.42,29.0322580645161,29.3878587757176,2.79,3.2 SURF_ID6='BLOCK WALL','BLOCK WALL','BLOCK WALL','BLOCK WALL','A-CEIL-MAIN-0','A-CEIL-MAIN-0' / 5

&OBST XB=9.34721869443739,66.240157480315,-6.51511303022606,29.3878587757176,-0.304800609601219,-0.304800609601219 SURF_ID6='BLOCK WALL','BLOCK WALL','BLOCK WALL','BLOCK WALL','A-CEIL-MAIN-0','A-CEIL-MAIN-0' / 7

&OBST XB=18.3896367792736,29.4640589281179,32.9438658877318,35.8902717805436,-0.304800609601219,-0.304800609601219 SURF_ID6='BLOCK WALL','BLOCK WALL','BLOCK WALL','BLOCK WALL','A-CEIL-MAIN-0','A-CEIL-MAIN-0' / 9

&OBST XB=18.3896367792736,29.4640589281179,34.55,35.8902717805436,2.79,3.2 SURF_ID6='BLOCK WALL','BLOCK WALL','BLOCK WALL','BLOCK WALL','A-CEIL-MAIN-0','ROOF_REAR' / 10

&OBST XB=18.3896367792736,48.0822961645923,29.3878587757176,34.9758699517399,-0.304800609601219,-0.304800609601219 SURF_ID6='BLOCK WALL','BLOCK WALL','BLOCK WALL','BLOCK WALL','A-CEIL-MAIN-0','A-CEIL-MAIN-0' / 11

&OBST XB=9.3,43.53,29.3878587757176,32.86,2.79,3.2 SURF_ID6='BLOCK WALL','BLOCK WALL','BLOCK WALL','BLOCK WALL','A-CEIL-MAIN-0','A-CEIL-MAIN-0' / 12

&OBST XB=29.8926847853696,37.7159004318009,40.1447802895606,46.2661925323851,-0.304800609601219,-0.304800609601219 SURF_ID6='BLOCK WALL','BLOCK WALL','BLOCK WALL','BLOCK WALL','A-CEIL-MAIN-0','A-CEIL-MAIN-0' / 13

&OBST XB=29.8926847853696,37.7159004318009,46.2661925323851,50.7112014224029,-0.304800609601219,-0.304800609601219 SURF_ID6='BLOCK WALL','BLOCK WALL','BLOCK WALL','BLOCK WALL','A-CEIL-MAIN-0','A-CEIL-MAIN-0' / 14

&OBST XB=34.17,43.5,32.71,39.19,2.79,3.2 SURF_ID6='BLOCK WALL','BLOCK WALL','BLOCK WALL','BLOCK WALL','A-CEIL-MAIN-0','A-CEIL-MAIN-0' / 14

&OBST XB=34.1471932943866,48.0822961645923,29.3878587757176,38.9509779019558,-0.304800609601219,-0.304800609601219 SURF_ID='A-CEIL-MAIN-0' / 17

&OBST XB=34.2360934721869,46.8091186182372,38.9509779019558,46.2661925323851,-0.304800609601219,-0.304800609601219 SURF_ID='A-CEIL-MAIN-0' / 19

&OBST XB=34.2360934721869,48.0822961645923,29.3878587757176,39.0525781051562,-0.304800609601219,-0.304800609601219 SURF_ID='A-CEIL-MAIN-0' / 21

&OBST XB=-8.7,9.34721869443739,-6.34048768097536,29.3,-2.4,0.06 SURF_IDS='CARPET', 'SLAB', 'SLAB' / 30

&OBST XB=9.3,48.0,-6.34048768097536,33.05,-2.4,0.06 SURF_IDS='CARPET', 'SLAB', 'SLAB' / 35

&OBST XB=48.0822961645923,66.3,-6.4,29.8,-2.4,0.06 SURF_IDS='CARPET', 'SLAB', 'SLAB' / 36

&OBST XB=47.8790957581915,47.9806959613919,-3.97034544069088,-1.53194056388113,-2.4,0.06 SURF_IDS='CARPET', 'SLAB', 'SLAB' / 37

&OBST XB=47.9806959613919,48.0822961645923,-3.97034544069088,-1.53194056388113,-2.4,0.06 SURF_IDS='CARPET', 'SLAB', 'SLAB' / 38

&OBST XB=9.34721869443739,9.4488188976378,-3.81794513589027,-1.37954025908052,-2.4,0.06 SURF_IDS='CARPET', 'SLAB', 'SLAB' / 39

&OBST XB=9.4488188976378,9.5504191008382,-3.81794513589027,-1.37954025908052,-2.4,0.06 SURF_IDS='CARPET', 'SLAB', 'SLAB' / 40

&OBST XB=9.34721869443739,9.4488188976378,7.17075184150368,9.60915671831344,-2.4,0.06 SURF_IDS='CARPET', 'SLAB', 'SLAB' / 41

&OBST XB=9.4488188976378,9.5504191008382,7.17075184150368,9.60915671831344,-2.4,0.06 SURF_IDS='CARPET', 'SLAB', 'SLAB' / 42

&OBST XB=47.8790957581915,47.9806959613919,7.35807721615443,9.79648209296419,-2.4,0.06 SURF_IDS='CARPET', 'SLAB', 'SLAB' / 43

&OBST XB=47.9806959613919,48.0822961645923,7.35807721615443,9.79648209296419,-2.4,0.06 SURF_IDS='CARPET', 'SLAB', 'SLAB' / 44

&OBST XB=-0.592138684277369,1.84626619253239,17.5514351028702,17.738760477521,-2.4,0.06 SURF_IDS='CARPET', 'SLAB', 'SLAB' / 46

&OBST XB=-8.33121666243333,9.34721869443739,17.738760477521,17.738760477521,-2.4,0.06 SURF_IDS='CARPET', 'SLAB', 'SLAB' / 47

&OBST XB=9.34721869443739,9.4488188976378,18.9484378968758,21.3868427736855,-2.4,0.06 SURF_IDS='CARPET', 'SLAB', 'SLAB' / 49

&OBST XB=9.4488188976378,9.5504191008382,18.9484378968758,21.3868427736855,-2.4,0.06 SURF_IDS='CARPET', 'SLAB', 'SLAB' / 50

&OBST XB=47.8790957581915,47.9806959613919,19.0929006858014,21.5313055626111,-2.4,0.06 SURF_IDS='CARPET', 'SLAB', 'SLAB' / 54

&OBST XB=47.9806959613919,48.0822961645923,19.0929006858014,21.5313055626111,-2.4,0.06 SURF_IDS='CARPET', 'SLAB', 'SLAB' / 55

&OBST XB=47.8790957581915,47.9806959613919,22.3949072898146,23.3093091186182,-2.4,0.06 SURF_IDS='CARPET', 'SLAB', 'SLAB' / 56

&OBST XB=47.9806959613919,48.0822961645923,22.3949072898146,23.3093091186182,-2.4,0.06 SURF_IDS='CARPET', 'SLAB', 'SLAB' / 57

&OBST XB=25.5969011938024,26.7684785369571,23.9284353568707,23.9395478790958,-2.4,0.06 SURF_IDS='CARPET', 'SLAB', 'SLAB' / 59

&OBST XB=26.9558039116078,29.3211836423673,24.1046482092964,24.4681864363729,-2.4,0.06 SURF_IDS='CARPET', 'SLAB', 'SLAB' / 63

&OBST XB=26.7684785369571,26.9558039116078,24.4681864363729,25.3825882651765,-2.4,0.06 SURF_IDS='CARPET', 'SLAB', 'SLAB' / 67

&OBST XB=47.8790957581915,47.9806959613919,24.7825120650241,25.6969138938278,-2.4,0.06 SURF_IDS='CARPET', 'SLAB', 'SLAB' / 71

&OBST XB=47.9806959613919,48.0822961645923,24.7825120650241,25.6969138938278,-2.4,0.06 SURF_IDS='CARPET', 'SLAB', 'SLAB' / 72

&OBST XB=48.0822961645923,48.498221996444,25.6969138938278,29.3624587249175,-2.4,0.06 SURF_IDS='CARPET', 'SLAB', 'SLAB' / 73

&OBST XB=23.9538354076708,25.0206375412751,28.8957327914656,29.0830581661163,-2.4,0.06 SURF_IDS='CARPET', 'SLAB', 'SLAB' / 78

&OBST XB=18.5896621793244,18.7769875539751,29.0830581661163,30.1498602997206,-2.4,0.06 SURF_IDS='CARPET', 'SLAB', 'SLAB' / 82

&OBST XB=14.2716535433071,14.3653162306325,29.1338582677165,29.99745999492,-2.4,0.06 SURF_IDS='CARPET', 'SLAB', 'SLAB' / 85

&OBST XB=48.498221996444,50.3270256540513,29.3624587249175,29.3878587757176,-2.4,0.06 SURF_ID='WOOD FLOOR' / 87

&OBST XB=48.0822961645923,61.0,29.68,37.18,-2.4,0.06 SURF_ID='WOOD FLOOR' / 89

&OBST XB=25.5969011938024,26.7684785369571,29.505334010668,29.505334010668,-2.4,0.06 SURF_IDS='CARPET', 'SLAB', 'SLAB' / 92

&OBST XB=47.8790957581915,47.9806959613919,30.6451612903226,31.6611633223266,-2.4,0.06 SURF_IDS='CARPET', 'SLAB', 'SLAB' / 100

&OBST XB=47.9806959613919,48.0822961645923,30.6451612903226,31.6611633223266,-2.4,0.06 SURF_IDS='CARPET', 'SLAB', 'SLAB' / 101

&OBST XB=21.3455676911354,22.5647701295403,32.740665481331,32.8422656845314,-2.4,0.06 SURF_IDS='CARPET', 'SLAB', 'SLAB' / 105

&OBST XB=21.3455676911354,22.5647701295403,32.8422656845314,32.9438658877318,-2.4,0.06 SURF_IDS='CARPET', 'SLAB', 'SLAB' / 106

&OBST XB=22.5647701295403,29.260858521717,32.9438658877318,33.001016002032,-2.4,0.06 SURF_IDS='CARPET', 'SLAB', 'SLAB' / 107

&OBST XB=29.25,34.17,32.91,34.92,-2.4,0.06 SURF_IDS='CARPET', 'SLAB', 'SLAB' / 108

&OBST XB=18.44,29.4,32.91,35.95,-2.4,0.06 SURF_IDS='CARPET', 'SLAB', 'SLAB' / 110

&OBST XB=29.3624587249175,29.4640589281179,33.001016002032,34.8298196596393,-2.4,0.06 SURF_IDS='CARPET', 'SLAB', 'SLAB' / 113

&OBST XB=47.8790957581915,47.9806959613919,33.9471678943358,36.3855727711455,-2.4,0.06 SURF_IDS='CARPET', 'SLAB', 'SLAB' / 116

&OBST XB=47.9806959613919,48.0822961645923,33.9471678943358,36.3855727711455,-2.4,0.06 SURF_IDS='CARPET', 'SLAB', 'SLAB' / 117

&OBST XB=37.2285369570739,37.32219964433993,35.2092329184658,35.9712344424689,-2.4,0.06 SURF_IDS='CARPET', 'SLAB', 'SLAB' / 120

&OBST XB=37.32219964433993,37.4158623317247,35.2092329184658,35.9712344424689,-2.4,0.06 SURF_IDS='CARPET', 'SLAB', 'SLAB' / 121

&OBST XB=34.3503937007874,37.2285369570739,36.1823723647447,36.1823723647447,-2.4,0.06 SURF_IDS='CARPET',
'SLAB', 'SLAB' / 124
&OBST XB=36.0521971043942,36.8141986283973,36.2839725679451,36.3855727711455,-2.4,0.06 SURF_IDS='CARPET',
'SLAB', 'SLAB' / 126
&OBST XB=37.4237998475997,47.8790957581915,36.2839725679451,36.3855727711455,-2.4,0.06 SURF_IDS='CARPET',
'SLAB', 'SLAB' / 127
&OBST XB=34.17,48.0,32.91,39.0,-2.4,0.06 SURF_IDS='CARPET', 'SLAB', 'SLAB' / 130
&OBST XB=48.0822961645923,61.239522479045,37.18,39.1,-2.4,0.06 SURF_ID='WOOD FLOOR' / 134
&OBST XB=43.12,46.78,38.8493776987554,46.253492506985,-0.24,0.06 SURF_ID='SLAB' / 135
&OBST XB=46.8091186182372,61.239522479045,39.0525781051562,46.1772923545847,-24,0.06 SURF_ID='WOOD FLOOR' / 137
&OBST XB=34.261493522987,43.12,39.0525781051562,46.240792481585,-0.24,0.06 SURF_ID='SLAB' / 138
&OBST XB=42.9483108966218,43.1007112014224,39.0525781051562,46.240792481585,-0.24,0.06 SURF_IDS='CARPET',
'SLAB', 'SLAB' / 139
&OBST XB=46.8091186182372,61.239522479045,39.0525781051562,46.240792481585,-0.24,0.06 SURF_IDS='CARPET', 'SLAB',
'SLAB' / 140
&OBST XB=29.7,37.87,40.37,51.26,-0.24,0.06 SURF_ID='SLAB' / 145
&OBST XB=41.9069088138176,42.9483108966218,46.253492506985,46.2661925323851,-0.09,0.06 SURF_ID='SLAB' / 146
&OBST XB=37.43,74.925,46.2661925323851,86.3,-0.09,0.06 SURF_ID='SLAB' / 156
&OBST XB=37.6905003810008,37.7032004064008,48.7934975869952,50.3175006350013,-0.09,0.06 SURF_ID='SLAB' / 158
&OBST XB=37.7032004064008,37.7159004318009,48.7934975869952,50.3175006350013,-0.09,0.06 SURF_ID='SLAB' / 159

&OBST XB=-8.33121666243333,-8.22009144018288,-6.34048768097536,-6.34048768097536,0,2.46697993395987 /SURF_ID='A-WALL-MAIN-WS' / 163
&OBST XB=-8.2,-0.604838709677419,17.6142,17.738760477521,0,2.89 /SURF_ID='A-WALL-MAIN-WS' / 164
&OBST XB=-0.604838709677419,1.85896621793244,17.6142,17.738760477521,2.10820421640843,2.89 /SURF_ID='A-WALL-MAIN-WS' / 171
&OBST XB=1.85896621793244,9.34721869443739,17.6142,17.738760477521,0,2.89 /SURF_ID='A-WALL-MAIN-WS' / 172
&OBST XB=9.5504191008382,10.1568453136906,24.1395732791466,24.1395732791466,0,2.46697993395987 /SURF_ID='A-WALL-MAIN-WS' / 178
&OBST XB=14.272,14.4589789179578,29.0163830327661,29.1211582423165,0,2.89 /SURF_ID='A-WALL-MAIN-WS' / 187
&OBST XB=14.272,14.4589789179578,29.1211582423165,30.01016002032,2.05740411480823,2.89 /SURF_ID='A-WALL-MAIN-WS' / 188
&OBST XB=14.272,14.4589789179578,30.01016002032,31.6516383032766,0,2.89 /SURF_ID='A-WALL-MAIN-WS' / 189
&OBST XB=15.9766319532639,15.9766319532639,23.9522479044958,24.1395732791466,0,2.46697993395987 /SURF_ID='A-WALL-MAIN-WS' / 192
&OBST XB=16.0528321056642,16.0528321056642,28.8290576581153,29.0163830327661,0,2.46697993395987 /SURF_ID='A-WALL-MAIN-WS' / 193
&OBST XB=18.5897,18.7769875539751,24.1157607315215,29.0703581407163,0,2.89 /SURF_ID='A-WALL-MAIN-WS' / 194
&OBST XB=18.5897,18.7769875539751,29.0703581407163,30.1625603251207,2.05740411480823,2.89 /SURF_ID='A-WALL-MAIN-WS' / 195
&OBST XB=18.5897,18.7769875539751,30.1625603251207,32.740665481331,0,2.89 /SURF_ID='A-WALL-MAIN-WS' / 196
&OBST XB=18.6,25.4095758191516,23.928,24.1157607315215,0,1.5 /SURF_ID='A-WALL-MAIN-WS' / 197
&OBST XB=20.8915417830836,21.079,28.8957327914656,32.740665481331,0,2.89 SURF_ID6='GB','GB','GB','BLOCK WALL','GB','GB' / 198
&OBST XB=20.8915417830836,23.9411353822708,28.8957327914656,29.083,0,2.89 /SURF_ID='A-WALL-MAIN-WS' / 199
&OBST XB=23.9411353822708,25.0333375666751,28.8957327914656,29.083,2.05740411480823,2.89 /SURF_ID='A-WALL-MAIN-WS' / 201
&OBST XB=25.0333375666751,25.4095758191516,28.8957327914656,29.083,0,2.89 /SURF_ID='A-WALL-MAIN-WS' / 204
&OBST XB=25.41,25.5969011938024,23.9284353568707,29.505334010668,0,2.89 /SURF_ID='A-WALL-MAIN-WS' / 205
&OBST XB=25.625,25.8128016256033,29.58,32.740665481331,0,2.89 /SURF_ID='A-WALL-MAIN-WS' / 207
&OBST XB=26.6954533909068,26.7684785369571,29.505334010668,29.505334010668,0,2.46697993395987 /SURF_ID='A-WALL-MAIN-WS' / 211
&OBST XB=28.0924561849124,28.0924561849124,26.0890271780544,26.2763525527051,0,2.46697993395987 /SURF_ID='A-WALL-MAIN-WS' / 216
&OBST XB=28.0924561849124,29.3211836423673,26.0890271780544,26.276,0,2.89 /SURF_ID='A-WALL-MAIN-WS' / 217
&OBST XB=29.321,29.508509017018,23.9395478790958,32.740665481331,0,2.89 /SURF_ID='A-WALL-MAIN-WS' / 220
&OBST XB=48.0822961645923,48.4474218948438,-6.34048768097536,-6.34048768097536,0,2.46697993395987 /SURF_ID='A-WALL-MAIN-WS' / 237
&OBST XB=55.1943103886208,55.1943103886208,15.3956057912116,15.5829311658623,0,2.46697993395987 /SURF_ID='A-WALL-MAIN-WS' / 243
&OBST XB=55.1943103886208,66.2147574295149,15.3956057912116,15.583,0,2.89 SURF_ID6='GB','BLOCK WALL','GB','GB','GB','GB' / 244
&OBST XB=60.8934467868936,65.8718567437135,-6.34048768097536,-6.34048768097536,0,0.495300990601981 /SURF_ID='A-WALL-MAIN-WS' / 246
&OBST XB=-8.35661671323343,-8.22009144018288,-6.55,-6.4,-0.304800609601219,3.5 SURF_ID6='BLOCK WALL','BLOCK WALL','BLOCK WALL','BLOCK WALL' / 249
&OBST XB=-8.2,5.58801117602235,4.26720853441707,4.43,0,2.46697993395987 /SURF_ID='A-WALL-MAIN-SR' / 251
&OBST XB=-8.7,-3.24168148336297,-6.55,-6.4,-0.304800609601219,0.495300990601981 SURF_ID6='BLOCK WALL','BLOCK WALL','BLOCK WALL','GB','BLOCK WALL','BLOCK WALL' / 252
&OBST XB=-8.22009144018288,-3.24168148336297,-6.55,-6.4,2.20980441960884,2.46697993395987 SURF_ID6='BLOCK WALL','BLOCK WALL','BLOCK WALL','GB','BLOCK WALL','BLOCK WALL' / 253
&OBST XB=-3.24168148336297,-1.99707899415799,-6.55,-6.4,-0.304800609601219,2.46697993395987 SURF_ID6='BLOCK WALL','BLOCK WALL','BLOCK WALL','GB','BLOCK WALL','BLOCK WALL' / 254
&OBST XB=-1.99707899415799,2.98133096266193,-6.55,-6.4,-0.304800609601219,0.495300990601981 SURF_ID6='BLOCK WALL','BLOCK WALL','BLOCK WALL','GB','BLOCK WALL','BLOCK WALL' / 255
&OBST XB=-1.99707899415799,2.98133096266193,-6.55,-6.4,2.20980441960884,2.46697993395987 SURF_ID6='BLOCK WALL','BLOCK WALL','BLOCK WALL','BLOCK WALL','GB','BLOCK WALL','BLOCK WALL' / 256

&OBST XB=2.98133096266193,4.24022098044196,-6.55,-6.4,-0.304800609601219,2.46697993395987 SURF_ID6='BLOCK WALL','BLOCK WALL','BLOCK WALL','GB','BLOCK WALL','BLOCK WALL' / 259
&OBST XB=4.24022098044196,9.19005588011176,-6.55,-6.4,-0.304800609601219,0.495300990601981 SURF_ID6='BLOCK WALL','BLOCK WALL','BLOCK WALL','GB','BLOCK WALL','BLOCK WALL' / 260
&OBST XB=4.24022098044196,9.19005588011176,-6.55,-6.4,2.20980441960884,2.46697993395987 SURF_ID6='BLOCK WALL','BLOCK WALL','BLOCK WALL','GB','BLOCK WALL','BLOCK WALL' / 261
&OBST XB=9.19005588011176,14.0176530353061,-6.55,-6.4,-0.304800609601219,4.3 SURF_ID6='BLOCK WALL','BLOCK WALL','BLOCK WALL','GB','BLOCK WALL','BLOCK WALL' / 262
&OBST XB=9.5504191008382,15.9766319532639,23.9522479044958,24.139,0,2.89 /SURF_ID='A-WALL-MAIN-SR' / 263
&OBST XB=10.344,10.1568453136906,24.1205232410465,31.8389636779274,0,2.89 /SURF_ID='A-WALL-MAIN-SR' / 264
&OBST XB=10.1568453136906,18.5896621793244,31.652,31.8389636779274,0,2.89 /SURF_ID='A-WALL-MAIN-SR' / 265
&OBST XB=10.3251206502413,16.0528321056642,28.8290576581153,29.016,0,2.89 /SURF_ID='A-WALL-MAIN-SR' / 266
&OBST XB=14.0176530353061,23.7966725933452,-6.55,-6.4,-0.304800609601219,0.546101092202184 SURF_ID6='BLOCK WALL','BLOCK WALL','BLOCK WALL','GB','BLOCK WALL','BLOCK WALL' / 267
&OBST XB=14.0176530353061,23.7966725933452,-6.55,-6.4,2.20980441960884,4.3 SURF_ID6='BLOCK WALL','BLOCK WALL','BLOCK WALL','GB','BLOCK WALL','BLOCK WALL' / 268
&OBST XB=23.7966725933452,24.9396748793498,-6.55,-6.4,-0.304800609601219,4.3 SURF_ID6='BLOCK WALL','BLOCK WALL','BLOCK WALL','GB','BLOCK WALL','BLOCK WALL' / 279
&OBST XB=24.9396748793498,25.8286766573533,-6.55,-6.4,-0.304800609601219,0.546101092202184 SURF_ID6='BLOCK WALL','BLOCK WALL','BLOCK WALL','GB','BLOCK WALL','BLOCK WALL' / 281
&OBST XB=24.9396748793498,25.8286766573533,-6.55,-6.4,2.20980441960884,4.3 SURF_ID6='BLOCK WALL','BLOCK WALL','BLOCK WALL','GB','BLOCK WALL','BLOCK WALL' / 282
&OBST XB=25.4095758191516,25.4095758191516,29.0830581661163,29.6926593853188,0,2.46697993395987 /SURF_ID='A-WALL-MAIN-SR' / 285
&OBST XB=25.4095758191516,25.6254762509525,29.505,29.6926593853188,0,2.89 /SURF_ID='A-WALL-MAIN-SR' / 286
&OBST XB=25.7937515875032,25.8572517145034,29.6926593853188,29.6926593853188,0,2.46697993395987 /SURF_ID='A-WALL-MAIN-SR' / 288
&OBST XB=25.8286766573533,26.3112776225552,-6.55,-6.4,-0.304800609601219,4.3 SURF_ID6='BLOCK WALL','BLOCK WALL','BLOCK WALL','GB','BLOCK WALL','BLOCK WALL' / 289
&OBST XB=25.8572517145034,26.6954533909068,29.505,29.6926593853188,2.05740411480823,2.89 /SURF_ID='A-WALL-MAIN-SR' / 290
&OBST XB=26.3112776225552,28.1654813309627,-6.55,-6.4,-0.304800609601219,0.15 SURF_ID6='BLOCK WALL','BLOCK WALL','BLOCK WALL','GB','BLOCK WALL','BLOCK WALL' / 291
&OBST XB=26.3112776225552,28.1654813309627,-6.55,-6.4,2.26,4.3 SURF_ID6='BLOCK WALL','BLOCK WALL','BLOCK WALL','GB','BLOCK WALL','BLOCK WALL' / 292
&OBST XB=26.6954533909068,29.3211836423673,29.505,29.6926593853188,0,2.89 /SURF_ID='A-WALL-MAIN-SR' / 293
&OBST XB=26.7684785369571,26.958,23.9395478790958,24.4554864109728,0,2.89 /SURF_ID='A-WALL-MAIN-SR' / 294
&OBST XB=26.7684785369571,26.958,24.4554864109728,25.3952882905766,2.05740411480823,2.89 /SURF_ID='A-WALL-MAIN-SR' / 295
&OBST XB=26.7684785369571,26.958,25.3952882905766,29.5243840487681,0,2.89 /SURF_ID='A-WALL-MAIN-SR' / 296
&OBST XB=26.7684785369571,29.508509017018,23.9395478790958,24.1046,0,2.89 /SURF_ID='A-WALL-MAIN-SR' / 297
&OBST XB=28.1654813309627,29.257683515367,-6.55,-6.4,-0.304800609601219,4.3 SURF_ID6='BLOCK WALL','BLOCK WALL','BLOCK WALL','GB','BLOCK WALL','BLOCK WALL' / 300
&OBST XB=29.257683515367,31.1118872237744,-6.55,-6.4,-0.304800609601219,0.15 SURF_ID6='BLOCK WALL','BLOCK WALL','BLOCK WALL','GB','BLOCK WALL','BLOCK WALL' / 301
&OBST XB=29.257683515367,31.1118872237744,-6.55,-6.4,2.26,4.3 SURF_ID6='BLOCK WALL','BLOCK WALL','BLOCK WALL','GB','BLOCK WALL','BLOCK WALL' / 302
&OBST XB=31.1118872237744,31.5944881889764,-6.55,-6.4,-0.304800609601219,4.3 SURF_ID6='BLOCK WALL','BLOCK WALL','BLOCK WALL','GB','BLOCK WALL','BLOCK WALL' / 306
&OBST XB=31.5944881889764,32.54,-6.55,-6.4,-0.304800609601219,0.495300990601981 SURF_ID6='BLOCK WALL','BLOCK WALL','BLOCK WALL','GB','BLOCK WALL','BLOCK WALL' / 307
&OBST XB=31.5944881889764,32.54,-6.55,-6.4,2.20980441960884,4.3 SURF_ID6='BLOCK WALL','BLOCK WALL','BLOCK WALL','GB','BLOCK WALL','BLOCK WALL' / 308
&OBST XB=32.54,33.77,-6.55,-6.4,-0.304800609601219,4.3 SURF_ID6='BLOCK WALL','BLOCK WALL','BLOCK WALL','GB','BLOCK WALL','BLOCK WALL' / 309
&OBST XB=33.6264922529845,43.4055118110236,-6.55,-6.4,-0.304800609601219,0.495300990601981 SURF_ID6='BLOCK WALL','BLOCK WALL','BLOCK WALL','GB','BLOCK WALL','BLOCK WALL' / 310
&OBST XB=33.36,43.4055118110236,-6.55,-6.4,2.20980441960884,4.3 SURF_ID6='BLOCK WALL','BLOCK WALL','BLOCK WALL','GB','BLOCK WALL','BLOCK WALL' / 311
&OBST XB=34.3503937007874,37.4158623317247,34.3281686563373,34.515,0,2.89 /SURF_ID='A-WALL-MAIN-SR' / 312
&OBST XB=37.229,37.4158623317247,34.3281686563373,35.1965328930658,0,2.89 /SURF_ID='A-WALL-MAIN-SR' / 314
&OBST XB=37.229,37.4158623317247,35.1965328930658,35.9839344678689,2.05740411480823,2.89 /SURF_ID='A-WALL-MAIN-SR' / 315
&OBST XB=37.229,37.4158623317247,35.9839344678689,36.2839725679451,0,2.89 /SURF_ID='A-WALL-MAIN-SR' / 316
&OBST XB=43.4055118110236,48.4474218948438,-6.55,-6.4,-0.304800609601219,4.3 SURF_ID6='BLOCK WALL','BLOCK WALL','BLOCK WALL','GB','BLOCK WALL','BLOCK WALL' / 318
&OBST XB=43.12,43.65,23.8506477012954,38.8493776987554,0,2.89 /SURF_ID='A-WALL-MAIN-SR' / 319
&OBST XB=48.4474218948438,53.4258318516637,-6.55,-6.4,-0.304800609601219,0.495300990601981 SURF_ID6='BLOCK WALL','BLOCK WALL','BLOCK WALL','GB','BLOCK WALL','BLOCK WALL' / 320
&OBST XB=48.4474218948438,53.4258318516637,-6.55,-6.4,2.20980441960884,2.46697993395987 SURF_ID6='BLOCK WALL','BLOCK WALL','BLOCK WALL','GB','BLOCK WALL','BLOCK WALL' / 321
&OBST XB=53.4258318516637,54.6704343408687,-6.55,-6.4,-0.304800609601219,2.46697993395987 SURF_ID6='BLOCK WALL','BLOCK WALL','BLOCK WALL','GB','BLOCK WALL','BLOCK WALL' / 322
&OBST XB=54.6704343408687,59.7933,-6.55,-6.4,-0.304800609601219,0.495300990601981 SURF_ID6='BLOCK WALL','BLOCK WALL','BLOCK WALL','GB','BLOCK WALL','BLOCK WALL' / 323
&OBST XB=54.6704343408687,59.7933,-6.55,-6.4,2.20980441960884,2.46697993395987 SURF_ID6='BLOCK WALL','BLOCK WALL','BLOCK WALL','BLOCK WALL','GB','BLOCK WALL','BLOCK WALL' / 324

&OBST XB=59.7933,61.01,-6.55,-6.4,-0.304800609601219,2.46697993395987 SURF_ID6='BLOCK WALL','BLOCK WALL','BLOCK WALL','GB','BLOCK WALL','BLOCK WALL' / 326
&OBST XB=61.01,66.3,-6.55,-6.4,-0.304800609601219,0.495300990601981 SURF_ID6='BLOCK WALL','BLOCK WALL','BLOCK WALL','GB','BLOCK WALL','BLOCK WALL' / 327
&OBST XB=61.01,66.1,-6.55,-6.4,2.20980441960884,2.46697993395987 SURF_ID6='BLOCK WALL','BLOCK WALL','BLOCK WALL','GB','BLOCK WALL','BLOCK WALL' / 328
&OBST XB=-8.7,-8.2,-6.7,6.83737617475235,-0.0063500127000254,3.512 SURF_ID6='BLOCK WALL','GB','BLOCK WALL','BLOCK WALL','BLOCK WALL','BLOCK WALL' / 330
&OBST XB=-8.7,-8.2,6.83737617475235,8.69157988315977,2.15900431800864,3.512 SURF_ID6='BLOCK WALL','GB','BLOCK WALL','BLOCK WALL','BLOCK WALL','BLOCK WALL' / 331
&OBST XB=-8.7,-8.2,8.69157988315977,26.9542164084328,-0.0063500127000254,3.512 SURF_ID6='BLOCK WALL','GB','BLOCK WALL','BLOCK WALL','BLOCK WALL','BLOCK WALL' / 332
&OBST XB=-8.7,-8.2,26.9542164084328,28.8084201168402,2.15900431800864,3.512 SURF_ID6='BLOCK WALL','GB','BLOCK WALL','BLOCK WALL','BLOCK WALL','BLOCK WALL' / 333
&OBST XB=-8.35661671323343,-8.2,28.8084201168402,29.0576581153162,0,3.512 SURF_ID6='BLOCK WALL','BLOCK WALL','BLOCK WALL','BLOCK WALL','BLOCK WALL' / 334
&OBST XB=-8.7,9.34721869443739,28.95,29.3,0,2.46697993395987 SURF_ID6='BLOCK WALL','BLOCK WALL','GB','BLOCK WALL','BLOCK WALL','BLOCK WALL' / 335
&OBST XB=-8.33121666243333,9.34721869443739,29.0322580645161,29.0322580645161,0,2.46697993395987 /SURF_ID='A-WALL-MAIN-FS' / 343
&OBST XB=29.55,30.1,40.37,51.25,-0.0063500127000254,3.38 SURF_ID='SHEET_METAL' / 344
&OBST XB=29.9180848361697,34.2360934721869,40.37,40.9,0,3.043 SURF_ID='SHEET_METAL' / 348
&OBST XB=29.9180848361697,37.6905003810008,50.94,51.25,0,3.07 SURF_ID='SHEET_METAL' / 349
&OBST XB=34.2360934721869,34.5,40.1701803403607,46.2661925323851,0,3.38 SURF_ID='SHEET_METAL' / 351
&OBST XB=34.05,34.5,39.0525781051562,46.240792481585,0,3.38 SURF_ID='SHEET_METAL' / 353
&OBST XB=34.261493522987,41.8942087884176,46.240792481585,46.240792481585,0,3.38 SURF_ID='SHEET_METAL' / 354
&OBST XB=37.6905003810008,37.6905003810008,50.3302006604013,50.6858013716028,0,2.46697993395987 /SURF_ID='A-WALL-MAIN-FS' / 356
&OBST XB=37.43,37.9,46.5,86.1188722377445,0,8.63601727203454 SURF_ID='SHEET_METAL' / 357
&OBST XB=37.6905003810008,39.5447040894082,85.7,86.2,0,8.63601727203454 SURF_ID='SHEET_METAL' / 358
&OBST XB=37.7159004318009,37.7159004318009,50.3302006604013,50.7112014224029,-0.0063500127000254,2.47332994665989 /SURF_ID='A-WALL-MAIN-FS' / 360
&OBST XB=37.7159004318009,39.5447040894082,86.0934721869444,86.0934721869444,0,8.63601727203454 /SURF_ID='A-WALL-MAIN-FS' / 362
&OBST XB=39.5447040894082,40.4845059690119,85.7,86.2,2.05740411480823,8.63601727203454 SURF_ID='SHEET_METAL' / 364
&OBST XB=39.5447040894082,40.4845059690119,86.1188722377445,86.1188722377445,2.05740411480823,8.63601727203454 /SURF_ID='A-WALL-MAIN-FS' / 365
&OBST XB=40.4845059690119,74.93,85.7,86.2,0,8.63601727203454 SURF_ID='SHEET_METAL' / 366
&OBST XB=41.8942087884176,42.9610109220218,46.2661925323851,46.2661925323851,2.13360426720853,2.47332994665989 /SURF_ID='A-WALL-MAIN-FS' / 369
&OBST XB=42.9610109220218,43.1007112014224,46.240792481585,46.240792481585,0,2.46697993395987 /SURF_ID='A-WALL-MAIN-FS' / 370
&OBST XB=42.9610109220218,43.1261112522225,46.2661925323851,46.2661925323851,-0.0063500127000254,2.47332994665989 /SURF_ID='A-WALL-MAIN-FS' / 371
&OBST XB=43.1007112014224,43.1007112014224,39.0525781051562,46.240792481585,0,3.68 SURF_ID='SHEET_METAL' / 372
&OBST XB=43.1261112522225,43.1261112522225,39.0525781051562,46.2661925323851,0,3.68 /SURF_ID='A-WALL-MAIN-FS' / 373
&OBST XB=46.7837185674371,47.08,39.0525781051562,46.25267,0,3.68 SURF_ID='SHEET_METAL' / 374
&OBST XB=37.58,67.516,46.2661925323851,46.75,0,8.63601727203454 SURF_ID='SHEET_METAL' / 375
&OBST XB=48.0822961645923,48.4855219710439,29.8,29.3624587249175,0,2.46697993395987 /SURF_ID='A-WALL-MAIN-FS' / 380
&OBST XB=48.0822961645923,48.4855219710439,29.3878587757176,29.3878587757176,-0.0063500127000254,2.47332994665989 /SURF_ID='A-WALL-MAIN-FS' / 381
&OBST XB=48.4855219710439,50.2397256794514,29.8,29.3624587249175,2.15900431800864,2.46697993395987 SURF_ID6='BLOCK WALL','BLOCK WALL','GB','BLOCK WALL','BLOCK WALL','BLOCK WALL' / 384
&OBST XB=48.4855219710439,50.3397256794514,29.3878587757176,29.3878587757176,2.15900431800864,2.47332994665989 /SURF_ID='A-WALL-MAIN-FS' / 385
&OBST XB=50.27,66.3,29.2,29.8,0,2.46697993395987 SURF_ID6='BLOCK WALL','BLOCK WALL','GB','BLOCK WALL','BLOCK WALL','BLOCK WALL' / 387
&OBST XB=60.6,61.0,29.34,34.33,0.15,3.67 SURF_ID='SHEET_METAL' / 392
&OBST XB=60.6,61.0,34.34,37.13,2.73,3.67 SURF_ID='SHEET_METAL' / 394
&OBST XB=60.6,61.0,37.13,37.4444373888748,0.15,3.67 SURF_ID='SHEET_METAL' / 395

&OBST XB=61.05,61.239522479045,37.34,40.51,0.15,2.417 SURF_ID='SHEET_METAL' / 398
&OBST XB=61.05,61.239522479045,40.51,41.54,0.15,1.32, SURF_ID='SHEET_METAL' / 399
&OBST XB=61.05,61.239522479045,40.51,41.54,2.26,2.46697993395987 SURF_ID='SHEET_METAL' / 400
&OBST XB=61.05,61.239522479045,41.54,44.34,0.15,2.46697993395987 SURF_ID='SHEET_METAL' / 401
&OBST XB=61.05,61.239522479045,44.34,46.1899923799848,2.41,3.04 SURF_ID='SHEET_METAL' / 402

&OBST XB=61.239522479045,61.239522479045,46.1899923799848,46.240792481585,0,2.46697993395987 /SURF_ID='A-WALL-MAIN-FS' / 403
&OBST XB=61.239522479045,61.2649225298451,46.240792481585,46.240792481585,2.46697993395987,8.63601727203454 /SURF_ID='A-WALL-MAIN-FS' / 404

&OBST XB=61.2649225298451,61.2649225298451,46.1899923799848,46.240792481585,0,2.46697993395987 /SURF_ID='A-WALL-MAIN-FS' / 410

&OBST XB=65.9,66.240157480315,-6.52781305562611,29.3878587757176,-0.0063500127000254,3.512 SURF_ID6='GB','BLOCK WALL','BLOCK WALL','BLOCK WALL','BLOCK WALL','BLOCK WALL' / 414
&OBST XB=67.516,71.243967487935,46.240792481585,46.75,3.376,8.63601727203454 SURF_ID='SHEET_METAL' / 415
&OBST XB=67.516,71.243967487935,46.2661925323851,46.2661925323851,3.376,8.63601727203454 /SURF_ID='A-WALL-MAIN-FS' / 416
&OBST XB=71.243967487935,71.7,46.240792481585,46.75,0,8.63601727203454 SURF_ID='SHEET_METAL' / 417
&OBST XB=71.7,72.9,46.240792481585,46.75,2.20980441960884,8.63601727203454 SURF_ID='SHEET_METAL' / 419
&OBST XB=73.0473710947422,74.5713741427483,46.2661925323851,46.75,0,8.63601727203454 SURF_ID='SHEET_METAL' / 421
&OBST XB=73.0473710947422,74.5967741935484,46.240792481585,46.240792481585,0,8.63601727203454 /SURF_ID='A-WALL-MAIN-FS' / 422
&OBST XB=74.3,74.925,46.2661925323851,86.0934721869444,0,8.63601727203454 SURF_ID='SHEET_METAL' / 423
&OBST XB=74.5967741935484,74.5967741935484,46.240792481585,86.1188722377445,0,8.63601727203454 /SURF_ID='A-WALL-MAIN-FS' / 424
&OBST XB=9.34721869443739,9.34721869443739,-3.83064516129032,-1.36684023368047,2.46380492760986,2.46697993395987 /SURF_ID='A-WALL-MAIN-CB' / 426
&OBST XB=9.34721869443739,9.34721869443739,7.15805181610363,9.62185674371349,2.46380492760986,2.46697993395987 /SURF_ID='A-WALL-MAIN-CB' / 428
&OBST XB=9.34721869443739,9.34721869443739,18.9357378714757,21.3995427990856,2.46380492760986,2.46697993395987 /SURF_ID='A-WALL-MAIN-CB' / 431
&OBST XB=9.34721869443739,18.75,32.75,33.05,-0.0063500127000254,4.3 SURF_ID6='BLOCK WALL','BLOCK WALL','GB','BLOCK WALL','BLOCK WALL','BLOCK WALL' / 434
&OBST XB=9.3,9.5504191008382,-6.3754127508255,-3.83064516129032,0,4.29 SURF_ID6='GB','GB','GB','GB','GB','ROOF_MAIN' / 435
&OBST XB=9.5504191008382,9.5504191008382,-3.83064516129032,-1.36684023368047,2.46380492760986,2.46697993395987 /SURF_ID='A-WALL-MAIN-CB' / 436
&OBST XB=9.3,9.5504191008382,-1.36684023368047,7.15805181610363,0,4.29 SURF_ID6='GB','GB','GB','GB','GB','ROOF_MAIN' / 437
&OBST XB=9.5504191008382,9.5504191008382,7.15805181610363,9.62185674371349,2.46380492760986,2.46697993395987 /SURF_ID='A-WALL-MAIN-CB' / 438
&OBST XB=9.3,9.5504191008382,9.43,18.9357378714757,0,4.29 SURF_ID6='GB','GB','GB','GB','GB','ROOF_MAIN' / 439
&OBST XB=9.5504191008382,9.5504191008382,18.9357378714757,21.3995427990856,2.46380492760986,2.46697993395987 /SURF_ID='A-WALL-MAIN-CB' / 440
&OBST XB=9.3,9.5504191008382,21.15,28.9,0,4.29 SURF_ID6='GB','GB','GB','GB','GB','ROOF_MAIN' / 441
&OBST XB=9.3,9.5504191008382,28.9,32.740665481331,0,4.3 SURF_ID6='BLOCK WALL','GB','BLOCK WALL','BLOCK WALL','BLOCK WALL','BLOCK WALL' / 442
&OBST XB=18.45,18.6,32.86,35.95,-0.0063500127000254,3.2 SURF_ID6='BLOCK WALL','GB','BLOCK WALL','BLOCK WALL','BLOCK WALL','BLOCK WALL' / 444
&OBST XB=18.45,29.4,35.65,35.95,-0.0063500127000254,3.2 SURF_ID6='BLOCK WALL','BLOCK WALL','GB','BLOCK WALL','BLOCK WALL','BLOCK WALL' / 445
&OBST XB=18.742062484125,21.1,32.740665481331,32.91,0,4.3 SURF_ID6='BLOCK WALL','BLOCK WALL','GB','BLOCK WALL','BLOCK WALL','BLOCK WALL' / 449
&OBST XB=20.93,21.3328676657353,32.740665481331,32.91,0,4.3 SURF_ID6='BLOCK WALL','BLOCK WALL','GB','BLOCK WALL','BLOCK WALL','BLOCK WALL' / 450
&OBST XB=21.3328676657353,22.5774701549403,32.740665481331,32.91,2.05740411480823,4.3 SURF_ID6='BLOCK WALL','BLOCK WALL','GB','BLOCK WALL','BLOCK WALL','BLOCK WALL' / 451
&OBST XB=22.5774701549403,25.6381762763526,32.740665481331,32.91,0,4.3 SURF_ID6='BLOCK WALL','BLOCK WALL','GB','BLOCK WALL','BLOCK WALL','BLOCK WALL' / 453
&OBST XB=25.65,29.49,32.740665481331,32.91,0,4.3 SURF_ID6='BLOCK WALL','BLOCK WALL','GB','BLOCK WALL','BLOCK WALL','BLOCK WALL' / 455
&OBST XB=29.25,29.4,32.72,34.7726695453391,1.79,3.2 SURF_ID6='GB','BLOCK WALL','BLOCK WALL','BLOCK WALL','BLOCK WALL','BLOCK WALL' / 460
&OBST XB=29.25,29.4,34.77,35.95,-0.0063500127000254,3.2 SURF_ID6='GB','BLOCK WALL','BLOCK WALL','BLOCK WALL','BLOCK WALL','BLOCK WALL' / 461
&OBST XB=29.25,34.1471932943866,34.73,34.9758699517399,-0.0063500127000254,2.89 SURF_ID6='BLOCK WALL','BLOCK WALL','GB','BLOCK WALL','BLOCK WALL','BLOCK WALL' / 464
&OBST XB=29.4735839471679,34.1471932943866,32.740665481331,32.91,0,4.3 SURF_ID6='BLOCK WALL','BLOCK WALL','GB','BLOCK WALL','BLOCK WALL','BLOCK WALL' / 465
&OBST XB=34.1471932943866,34.35,32.52,39.04,-0.0063500127000254,4.3 SURF_ID6='BLOCK WALL','GB','BLOCK WALL','BLOCK WALL','BLOCK WALL','BLOCK WALL' / 468
&OBST XB=34.2,34.3503937007874,23.9268478536957,27.5971551943104,0,2.89 /SURF_ID='A-WALL-MAIN-CB' / 471
&OBST XB=34.2,34.3503937007874,27.575,34.3408686817374,0,2.89 /SURF_ID='A-WALL-MAIN-CB' / 472
&OBST XB=34.3503937007874,36.0394970789942,36.1823723647447,36.41,0,2.89 SURF_ID6='BLOCK WALL','GB','GB','GB','GB','GB' / 475
&OBST XB=34.3503937007874,37.2205994411989,38.8493776987554,39.05,0,2.46697993395987 /SURF_ID='A-WALL-MAIN-CB' / 477
&OBST XB=36.0394970789942,36.8268986537973,36.1823723647447,36.41,2.05740411480823,2.89 /SURF_ID='A-WALL-MAIN-CB' / 478
&OBST XB=36.8268986537973,37.2634620269241,36.1823723647447,36.41,0,2.89 /SURF_ID='A-WALL-MAIN-CB' / 481
&OBST XB=37.220599,37.4237998475997,36.2839725679451,39.05,0,2.89 /SURF_ID='A-WALL-MAIN-CB' / 483
&OBST XB=37.4237998475997,43.5483870967742,38.8493776987554,39.05,0,2.46697993395987 /SURF_ID='A-WALL-MAIN-CB' / 484
&OBST XB=43.1261112522225,43.9468503937008,38.85,39.0525781051562,0,2.46697993395987 SURF_ID6='BLOCK WALL','BLOCK WALL','GB','BLOCK WALL','BLOCK WALL','BLOCK WALL' / 485
&OBST XB=43.9468503937008,46.4106553213106,38.8493776987554,38.8493776987554,2.46380492760986,2.46697993395987 /SURF_ID='A-WALL-MAIN-CB' / 487

&OBST XB=43.9468503937008,46.4106553213106,39.0525781051562,39.0525781051562,2.46380492760986,2.46697993395987
/SURF_ID='A-WALL-MAIN-CB' / 488
&OBST XB=46.31,46.7837185674371,38.85,39.0525781051562,0,2.46697993395987 SURF_ID6='BLOCK WALL','BLOCK
WALL','GB','BLOCK WALL','BLOCK WALL','BLOCK WALL' / 489
&OBST XB=46.72,48.0822961645923,38.7,39.0525781051562,-0.0063500127000254,4.3 SURF_ID6='BLOCK WALL','BLOCK
WALL','GB','BLOCK WALL','BLOCK WALL','BLOCK WALL' / 491
&OBST XB=47.8790957581915,47.8790957581915,-3.98304546609093,-1.51924053848108,2.46380492760986,2.46697993395987
/SURF_ID='A-WALL-MAIN-CB' / 493
&OBST XB=47.8790957581915,47.8790957581915,7.34537719075438,9.80918211836424,2.46380492760986,2.46697993395987
/SURF_ID='A-WALL-MAIN-CB' / 495
&OBST XB=47.8790957581915,47.8790957581915,19.0802006604013,21.5440055880112,2.46380492760986,2.46697993395987
/SURF_ID='A-WALL-MAIN-CB' / 497
&OBST XB=47.8790957581915,47.8790957581915,33.9344678689357,36.3982727965456,2.46380492760986,2.46697993395987
/SURF_ID='A-WALL-MAIN-CB' / 505
&OBST XB=47.85,48.4,-6.3754127508255,-3.98304546609093,0,4.29 SURF_ID6='GB','GB','GB','GB','GB','ROOF_MAIN' / 507
&OBST XB=48.0822961645923,48.0822961645923,-3.98304546609093,-1.51924053848108,2.46380492760986,2.46697993395987
/SURF_ID='A-WALL-MAIN-CB' / 508
&OBST XB=47.85,48.4,-1.51924053848108,7.22,0,4.29 SURF_ID6='GB','GB','GB','GB','GB','ROOF_MAIN' / 509
&OBST XB=48.0822961645923,48.0822961645923,7.34537719075438,9.80918211836424,2.46380492760986,2.46697993395987
/SURF_ID='A-WALL-MAIN-CB' / 510
&OBST XB=47.85,48.4,9.6,19.0802006604013,0,4.29 SURF_ID6='GB','GB','GB','GB','GB','ROOF_MAIN' / 511
&OBST XB=47.85,48.4,21.5440055880112,22.3822072644145,0,4.29 SURF_ID6='GB','GB','GB','GB','GB','ROOF_MAIN' / 513
&OBST XB=47.85,48.4,22.3822072644145,23.3220091440183,2.05740411480823,4.29
SURF_ID6='GB','GB','GB','GB','GB','ROOF_MAIN' / 514
&OBST XB=47.85,48.4,23.3220091440183,24.7698120396241,0,4.29 SURF_ID6='GB','GB','GB','GB','GB','ROOF_MAIN' /
515
&OBST XB=47.85,48.4,24.7698120396241,25.65,2.05740411480823,4.29 /SURF_ID='A-WALL-MAIN-CB' / 516
&OBST XB=47.85,48.4,25.65,29.3624587249175,0,4.29 /SURF_ID='A-WALL-MAIN-CB' / 517
&OBST XB=47.85,48.4,29.3878587757176,30.6324612649225,-0.0063500127000254,4.3 SURF_ID6='GB','BLOCK WALL','BLOCK
WALL','BLOCK WALL','BLOCK WALL','BLOCK WALL' / 518
&OBST XB=47.85,48.4,30.6324612649225,31.6738633477267,2.05740411480823,4.3 SURF_ID6='GB','BLOCK WALL','BLOCK
WALL','BLOCK WALL','BLOCK WALL','BLOCK WALL' / 519
&OBST XB=47.85,48.4,31.6738633477267,34.04,-0.0063500127000254,4.3 SURF_ID6='GB','BLOCK WALL','BLOCK WALL','BLOCK
WALL','BLOCK WALL','BLOCK WALL' / 520
&OBST XB=47.85,48.4,36.3982727965456,37.4444373888748,-0.0063500127000254,4.3 SURF_ID6='GB','BLOCK WALL','BLOCK
WALL','BLOCK WALL','BLOCK WALL','BLOCK WALL' / 522
&OBST XB=47.85,48.4,37.4698374396749,39.0525781051562,-0.0063500127000254,4.3 SURF_ID6='GB','BLOCK WALL','BLOCK
WALL','BLOCK WALL','BLOCK WALL','BLOCK WALL' / 523

L.3 SSS_0255.FDS BASE CASE WITH SPRINKLERS

1: (Modified CHID value.)
&HEAD CHID='sss_0255' TITLE='Sofa Super Store Reconstruction'/

245-286 (Relative to SSS_0254.FDS): (Removed the following Warehouse and Main Showroom Ramps.)
VENT XB=56.55 56.925 47.3 47.675 0.51 0.51 OUTLINE=.TRUE. SURF_ID= 'WH_FIRE_RAMP' / Warehouse Fire
SURF ID='WH_FIRE_RAMP' HRRPUA=1000. RAMP_Q='WH_RAMP'/
RAMP ID='WH_RAMP' T=0.0 F=0.0 /
RAMP ID='WH_RAMP' T=410.0 F=0.0 /
RAMP ID='WH_RAMP' T=440.0 F=0.02 /
RAMP ID='WH_RAMP' T=470.0 F=0.07 /
RAMP ID='WH_RAMP' T=500.0 F=0.16 /
RAMP ID='WH_RAMP' T=530.0 F=0.29 /
RAMP ID='WH_RAMP' T=560.0 F=0.45 /
RAMP ID='WH_RAMP' T=610.0 F=0.79 /
RAMP ID='WH_RAMP' T=650.0 F=1.14 /
RAMP ID='WH_RAMP' T=1010.0 F=1.14 /
RAMP ID='WH_RAMP' T=1130.0 F=0.0 /

VENT XB= 41.55 44.92 35.67 36.41 0.14 0.14 OUTLINE=.TRUE. SURF_ID= 'MAIN_SHOWROOM_FIRE' /
SURF ID='MAIN_SHOWROOM_FIRE' HRRPUA=1500. RAMP_Q='MAIN_SHOWROOM_RAMP'/
RAMP ID='MAIN_SHOWROOM_RAMP' T=0.0 F=0.0 /
RAMP ID='MAIN_SHOWROOM_RAMP' T=525.0 F=0.0 /
RAMP ID='MAIN_SHOWROOM_RAMP' T=555.0 F=0.042 /
RAMP ID='MAIN_SHOWROOM_RAMP' T=585.0 F=0.169 /
RAMP ID='MAIN_SHOWROOM_RAMP' T=615.0 F=0.379 /
RAMP ID='MAIN_SHOWROOM_RAMP' T=645.0 F=0.675 /
RAMP ID='MAIN_SHOWROOM_RAMP' T=675.0 F=1.055 /
RAMP ID='MAIN_SHOWROOM_RAMP' T=1275.0 F=1.055 /
RAMP ID='MAIN_SHOWROOM_RAMP' T=1335.0 F=0.0 /

VENT XB= 41.55 43.05 33.045 35.67 0.15 0.15 OUTLINE=.TRUE. SURF_ID= 'MAIN_SHOWROOM_FIRE2'/
SURF ID='MAIN_SHOWROOM_FIRE2' HRRPUA=1500. RAMP_Q='MAIN_SHOWROOM_RAMP2'/
RAMP ID='MAIN_SHOWROOM_RAMP2' T=0.0 F=0.0 /
RAMP ID='MAIN_SHOWROOM_RAMP2' T=660.0 F=0.0 /
RAMP ID='MAIN_SHOWROOM_RAMP2' T=690.0 F=0.027 /
RAMP ID='MAIN_SHOWROOM_RAMP2' T=720.0 F=0.108 /
RAMP ID='MAIN_SHOWROOM_RAMP2' T=750.0 F=0.244 /
RAMP ID='MAIN_SHOWROOM_RAMP2' T=780.0 F=0.433 /
RAMP ID='MAIN_SHOWROOM_RAMP2' T=810.0 F=0.677 /
RAMP ID='MAIN_SHOWROOM_RAMP2' T=900.0 F=1.029 /
RAMP ID='MAIN_SHOWROOM_RAMP2' T=1500.0 F=1.029 /
RAMP ID='MAIN_SHOWROOM_RAMP2' T=1560.0 F=0.0 /

1181-1221 (Relative to SSS_0255.FDS): (Inserted Sprinkler definition and Sprinkler Devices in the Loading Dock Area.)
Sprinklers

&PART ID='water drops',
WATER=.TRUE.,
AGE=10.00,
SAMPLING_FACTOR=10,
QUANTITIES='DROPLET_DIAMETER','DROPLET_TEMPERATURE','DROPLET_AGE',
DIAMETER=675,
GAMMA_D=2.43/

&PROP ID='Sprk'
QUANTITY='SPRINKLER LINK TEMPERATURE',
DROPLETS_PER_SECOND=1000,
RTI=40.00,
C_FACTOR=0.0,
ACTIVATION_TEMPERATURE=74.,
PART_ID='water drops',
OFFSET=0.1000,
K_FACTOR=80.6,
OPERATING_PRESSURE=1.7,
DROPLET_VELOCITY=14.00,
SPRAY_ANGLE=75.00,105.00/

&DEVC ID='Sprinkler 1', PROP_ID='Sprk', XYZ=48.8, 44.6, 2.8/
&DEVC ID='Sprinkler 2', PROP_ID='Sprk', XYZ=52.4, 44.6, 2.8/
&DEVC ID='Sprinkler 3', PROP_ID='Sprk', XYZ=56.0, 44.6, 2.8/
&DEVC ID='Sprinkler 4', PROP_ID='Sprk', XYZ=59.4, 44.6, 2.8/
&DEVC ID='Sprinkler 5', PROP_ID='Sprk', XYZ=48.8, 41.2, 2.6/
&DEVC ID='Sprinkler 6', PROP_ID='Sprk', XYZ=52.4, 41.2, 2.6/
&DEVC ID='Sprinkler 7', PROP_ID='Sprk', XYZ=56.0, 41.2, 2.6/
&DEVC ID='Sprinkler 8', PROP_ID='Sprk', XYZ=59.4, 41.2, 2.6/
&DEVC ID='Sprinkler 9', PROP_ID='Sprk', XYZ=48.8, 38.0, 2.2/

&DEVC ID='Sprinkler 10', PROP_ID='Sprk', XYZ=52.4, 38.0, 2.2/
&DEVC ID='Sprinkler 11', PROP_ID='Sprk', XYZ=56.0, 38.0, 2.2/
&DEVC ID='Sprinkler 12', PROP_ID='Sprk', XYZ=59.4, 38.0, 2.2/
&DEVC ID='Sprinkler 13', PROP_ID='Sprk', XYZ=48.8, 34.8, 3.4/
&DEVC ID='Sprinkler 14', PROP_ID='Sprk', XYZ=52.4, 34.8, 3.4/
&DEVC ID='Sprinkler 15', PROP_ID='Sprk', XYZ=56.0, 34.8, 3.4/
&DEVC ID='Sprinkler 16', PROP_ID='Sprk', XYZ=59.4, 34.8, 3.4/
&DEVC ID='Sprinkler 17', PROP_ID='Sprk', XYZ=48.8, 31.4, 3.4/
&DEVC ID='Sprinkler 18', PROP_ID='Sprk', XYZ=52.4, 31.4, 3.4/
&DEVC ID='Sprinkler 19', PROP_ID='Sprk', XYZ=56.0, 31.4, 3.4/
&DEVC ID='Sprinkler 20', PROP_ID='Sprk', XYZ=59.4, 31.4, 3.4/

L.4 SSS_0256.FDS BASE CASE WITH WINDOWS INTACT

I: (Modified CHID value.)
&HEAD CHID='sss_0256' TITLE='Sofa Super Store Reconstruction'/

313-315 (Relative to SSS_0256.FDS): (Disabled Front Windows with Time SETPOINT at 10000.0)
&DEVC ID='RIGHT ADDITION WINDOWS 1' , XYZ=63.5, -6.3, 2.0, QUANTITY='TIME' SETPOINT=10000.0, INITIAL_STATE=.TRUE./
&DEVC ID='RIGHT ADDITION WINDOWS 2' , XYZ=57.1, -6.3, 2.0, QUANTITY='TIME' SETPOINT=10000.0, INITIAL_STATE=.TRUE./
&DEVC ID='RIGHT ADDITION WINDOWS 3' , XYZ=51.0, -6.3, 2.0, QUANTITY='TIME' SETPOINT=10000.0, INITIAL_STATE=.TRUE./

331-340 (Relative to SSS_0256.FDS): (Disabled Front Windows with Time SETPOINT at 10000.0)
&DEVC ID='MAIN STRUCTURE WINDOW L1', XYZ=25.4,-6.0,2.0, QUANTITY='TIME', SETPOINT=10000.0, INITIAL_STATE=.TRUE./
&DEVC ID='MAIN STRUCTURE WINDOW L2', XYZ=23.2,-6.0,2.0, QUANTITY='TIME', SETPOINT=10000.0, INITIAL_STATE=.TRUE./
&DEVC ID='MAIN STRUCTURE WINDOW L3', XYZ=20.0,-6.0,2.0, QUANTITY='TIME', SETPOINT=10000.0, INITIAL_STATE=.TRUE./
&DEVC ID='MAIN STRUCTURE WINDOW L4', XYZ=17.5,-6.0,2.0, QUANTITY='TIME', SETPOINT=10000.0, INITIAL_STATE=.TRUE./
&DEVC ID='MAIN STRUCTURE WINDOW L5', XYZ=14.5,-6.0,2.0, QUANTITY='TIME', SETPOINT=10000.0, INITIAL_STATE=.TRUE./
&DEVC ID='MAIN STRUCTURE WINDOW R1', XYZ=32.0,-6.0,2.0, QUANTITY='TIME', SETPOINT=10000.0, INITIAL_STATE=.TRUE./
&DEVC ID='MAIN STRUCTURE WINDOW R2', XYZ=35.0,-6.0,2.0, QUANTITY='TIME', SETPOINT=10000.0, INITIAL_STATE=.TRUE./
&DEVC ID='MAIN STRUCTURE WINDOW R3', XYZ=37.1,-6.0,2.0, QUANTITY='TIME', SETPOINT=10000.0, INITIAL_STATE=.TRUE./
&DEVC ID='MAIN STRUCTURE WINDOW R4', XYZ=39.6,-6.0,2.0, QUANTITY='TIME', SETPOINT=10000.0, INITIAL_STATE=.TRUE./
&DEVC ID='MAIN STRUCTURE WINDOW R5', XYZ=42.0,-6.0,2.0, QUANTITY='TIME', SETPOINT=10000.0, INITIAL_STATE=.TRUE./

L.5 SSS_0257.FDS WINDOWS INTACT CASE WITH SMALL VENT

1: (Modified CHID value.)
 &HEAD CHID='sss_257' TITLE='Sofa Super Store Reconstruction'/

310-312 (Relative to SSS_0257.FDS): (Disabled Front Windows with Time SETPOINT at 10000.0)
 &DEVC ID='RIGHT ADDITION WINDOWS 1' , XYZ=63.5, -6.3, 2.0, QUANTITY='TIME' SETPOINT=10000.0,
INITIAL_STATE=.TRUE./
 &DEVC ID='RIGHT ADDITION WINDOWS 2' , XYZ=57.1, -6.3, 2.0, QUANTITY='TIME' SETPOINT=10000.0,
INITIAL_STATE=.TRUE./
 &DEVC ID='RIGHT ADDITION WINDOWS 3' , XYZ=51.0, -6.3, 2.0, QUANTITY='TIME' SETPOINT=10000.0,
INITIAL_STATE=.TRUE./

328-337 (Relative to SSS_0257.FDS): (Disabled Front Windows with Time SETPOINT at 10000.0)
 &DEVC ID='MAIN STRUCTURE WINDOW L1', XYZ=25.4,-6.0,2.0, QUANTITY='TIME', SETPOINT=10000.0,
INITIAL_STATE=.TRUE./
 &DEVC ID='MAIN STRUCTURE WINDOW L2', XYZ=23.2,-6.0,2.0, QUANTITY='TIME', SETPOINT=10000.0,
INITIAL_STATE=.TRUE./
 &DEVC ID='MAIN STRUCTURE WINDOW L3', XYZ=20.0,-6.0,2.0, QUANTITY='TIME', SETPOINT=10000.0,
INITIAL_STATE=.TRUE./
 &DEVC ID='MAIN STRUCTURE WINDOW L4', XYZ=17.5,-6.0,2.0, QUANTITY='TIME', SETPOINT=10000.0,
INITIAL_STATE=.TRUE./
 &DEVC ID='MAIN STRUCTURE WINDOW L5', XYZ=14.5,-6.0,2.0, QUANTITY='TIME', SETPOINT=10000.0,
INITIAL_STATE=.TRUE./
 &DEVC ID='MAIN STRUCTURE WINDOW R1', XYZ=32.0,-6.0,2.0, QUANTITY='TIME', SETPOINT=10000.0,
INITIAL_STATE=.TRUE./
 &DEVC ID='MAIN STRUCTURE WINDOW R2', XYZ=35.0,-6.0,2.0, QUANTITY='TIME', SETPOINT=10000.0,
INITIAL_STATE=.TRUE./
 &DEVC ID='MAIN STRUCTURE WINDOW R3', XYZ=37.1,-6.0,2.0, QUANTITY='TIME', SETPOINT=10000.0,
INITIAL_STATE=.TRUE./
 &DEVC ID='MAIN STRUCTURE WINDOW R4', XYZ=39.6,-6.0,2.0, QUANTITY='TIME', SETPOINT=10000.0,
INITIAL_STATE=.TRUE./
 &DEVC ID='MAIN STRUCTURE WINDOW R5', XYZ=42.0,-6.0,2.0, QUANTITY='TIME', SETPOINT=10000.0,
INITIAL_STATE=.TRUE./

616 (Relative to SSS_0257.FDS): (Inserted typical sized vertical vent in roof, open from time zero for maximum ventilation.)
 &HOLE XB= 40.8 41.9 34.9 36.4 3.88 5.09 / rear corner roof

L.6 SSS_0258.FDS WINDOWS INTACT CASE WITH LARGE VENT

1: (Modified CHID value.)
 &HEAD CHID='sss_0258' TITLE='Sofa Super Store Reconstruction'/

326-328 (Relative to SSS_0258.FDS): (Disabled Front Windows with Time SETPOINT at 10000.0)
 &DEVC ID='RIGHT ADDITION WINDOWS 1' , XYZ=63.5, -6.3, 2.0, QUANTITY='TIME' SETPOINT=10000.0,
INITIAL_STATE=.TRUE./
 &DEVC ID='RIGHT ADDITION WINDOWS 2' , XYZ=57.1, -6.3, 2.0, QUANTITY='TIME' SETPOINT=10000.0,
INITIAL_STATE=.TRUE./
 &DEVC ID='RIGHT ADDITION WINDOWS 3' , XYZ=51.0, -6.3, 2.0, QUANTITY='TIME' SETPOINT=10000.0,
INITIAL_STATE=.TRUE./

344-353 (Relative to SSS_0258.FDS): (Disabled Front Windows with Time SETPOINT at 10000.0)
 &DEVC ID='MAIN STRUCTURE WINDOW L1', XYZ=25.4,-6.0,2.0, QUANTITY='TIME', SETPOINT=10000.0,
INITIAL_STATE=.TRUE./
 &DEVC ID='MAIN STRUCTURE WINDOW L2', XYZ=23.2,-6.0,2.0, QUANTITY='TIME', SETPOINT=10000.0,
INITIAL_STATE=.TRUE./
 &DEVC ID='MAIN STRUCTURE WINDOW L3', XYZ=20.0,-6.0,2.0, QUANTITY='TIME', SETPOINT=10000.0,
INITIAL_STATE=.TRUE./
 &DEVC ID='MAIN STRUCTURE WINDOW L4', XYZ=17.5,-6.0,2.0, QUANTITY='TIME', SETPOINT=10000.0,
INITIAL_STATE=.TRUE./
 &DEVC ID='MAIN STRUCTURE WINDOW L5', XYZ=14.5,-6.0,2.0, QUANTITY='TIME', SETPOINT=10000.0,
INITIAL_STATE=.TRUE./
 &DEVC ID='MAIN STRUCTURE WINDOW R1', XYZ=32.0,-6.0,2.0, QUANTITY='TIME', SETPOINT=10000.0,
INITIAL_STATE=.TRUE./
 &DEVC ID='MAIN STRUCTURE WINDOW R2', XYZ=35.0,-6.0,2.0, QUANTITY='TIME', SETPOINT=10000.0,
INITIAL_STATE=.TRUE./
 &DEVC ID='MAIN STRUCTURE WINDOW R3', XYZ=37.1,-6.0,2.0, QUANTITY='TIME', SETPOINT=10000.0,
INITIAL_STATE=.TRUE./
 &DEVC ID='MAIN STRUCTURE WINDOW R4', XYZ=39.6,-6.0,2.0, QUANTITY='TIME', SETPOINT=10000.0,
INITIAL_STATE=.TRUE./
 &DEVC ID='MAIN STRUCTURE WINDOW R5', XYZ=42.0,-6.0,2.0, QUANTITY='TIME', SETPOINT=10000.0,
INITIAL_STATE=.TRUE./

619-620 (Relative to SSS_0258.FDS): (Inserted Large Sized Vertical Vent in Roof, Opened at 1 Second into the simulation for maximum ventilation.)
&HOLE XB= 40.05 42.67 34.55 36.8 3.88 5.09 DEVC_ID='ROOF_HOLE'/ rear corner roof
&DEVC ID='ROOF_HOLE', XYZ=44.0,35.0,3.5, QUANTITY='TIME', SETPOINT=1.0, INITIAL_STATE=.FALSE. /

APPENDIX M. FIRE INSPECTION AND BUILDING PRE-PLAN

M.1 CITY OF CHARLESTON FIRE INSPECTION

The City of Charleston Fire Department visited the Sofa Super Store to perform a fire inspection. The inspection order completed by the fire department is shown in Figures M-1 and M-2. For inclusion in this appendix, the form was divided into top and bottom portions.

FIRE OFFICIAL INSPECTION ORDER		CITY OF CHARLESTON FIRE OFFICIAL		701 EAST BAY STREET BOX 1412, SUITE 141 CHARLESTON, SOUTH CAROLINA 29403 (803) 724-7431	
STATE OF SOUTH CAROLINA					
COUNTY OF CHARLESTON					
IN RE: <u>Routine</u>		NOTICE OF ORDER			

YOU ARE HEREBY NOTIFIED that this is an official ORDER of the City of Charleston Fire Official per Sec. 102.4.1 stating the defects found to exist in the above-referenced structure or building, and further requiring that you as owner, agent, or person in control of said structure or building have 30 to complete the specified repairs or improvements.
You are further notified that said owner, agent, or party in control of said building or structure may appeal this ORDER of the City Fire Official by serving upon the City Fire Official at the above address by mail or otherwise within 15 the specified grounds of appeal per Sec. 105.2.1 and 105.2.2 Standard Fire Prevention Code.

Name of Facility	Number of Years in Operation	Phone #	Date of Inspect.
<u>Sofa Super Store</u>	<u>6</u>	<u>769-6500</u>	<u>5/10</u>
Street & No.	City	Zip	
<u>1204 Savannah</u>	<u>Charleston</u>	<u>29402</u>	
Name and Address of Tenant		Building Name or Number	
Name and Address of Owner		Building Name or Number	
Nature of Inspection	(<input checked="" type="checkbox"/> Routine) (<input type="checkbox"/> Re-inspect) (<input type="checkbox"/> Requested-Person Making request)		
<u>15+</u>			
Age of Building	Height Number of Buildings	Number of Stories	Approximate Square Footage
<u>15+</u>	<u>30</u>	<u>1</u>	<u>30,000+</u>
Type of Construction:	(<input type="checkbox"/> Masonry) (<input type="checkbox"/> Wood Frame) (<input checked="" type="checkbox"/> Other) Specify:		
Occupancy Category: Assembly (<input type="checkbox"/> Business (<input checked="" type="checkbox"/> Educational (<input type="checkbox"/> Hazardous (<input type="checkbox"/> Factory (<input type="checkbox"/> Institutional (<input type="checkbox"/> Mercantile (<input type="checkbox"/> Residential (<input type="checkbox"/> Storage (<input type="checkbox"/>)			
Number of People using Building: <u>20+</u>		Occupant Content: <u>Patrons</u>	

		HANDATED CORRECTIONS	
		ITEM	DESCRIPTION & LOCATION
A EXIT & ESCAPES	1. Number of Exit Doors <u>6</u> Adequate: Yes (<input checked="" type="checkbox"/> No (<input type="checkbox"/>)		
	2. Blocked (<input checked="" type="checkbox"/> Locked (<input type="checkbox"/>) <u>N/A</u>		
	3. Exit Signs: Good (<input type="checkbox"/> Unsatisfactory (<input checked="" type="checkbox"/>) Not Required (<input type="checkbox"/>)		
	4. Emergency Lights: Good (<input checked="" type="checkbox"/> Unsatisfactory (<input type="checkbox"/>) Not Required (<input type="checkbox"/>)		
	5. Panic Hardware: Good (<input checked="" type="checkbox"/> Unsatisfactory (<input type="checkbox"/>) Not Required (<input type="checkbox"/>)		
	6. Self-Closing Device: Good (<input checked="" type="checkbox"/> Unsatisfactory (<input type="checkbox"/>) Not Required (<input type="checkbox"/>)		
	7. Number of Stairways Adequate: Yes (<input type="checkbox"/> No (<input type="checkbox"/>)		
	8. Open (<input type="checkbox"/> Closed (<input checked="" type="checkbox"/>): Wood (<input type="checkbox"/> Metal (<input type="checkbox"/>) Masonry (<input type="checkbox"/>)		
	9. Number of Fire Escapes Adequate: Yes (<input type="checkbox"/> No (<input type="checkbox"/>)		
	10. Wood (<input checked="" type="checkbox"/> Metal (<input type="checkbox"/>) Other (<input type="checkbox"/>) Specify: <u>NA</u>		
	11. Handrails Adequate: Yes (<input checked="" type="checkbox"/> No (<input type="checkbox"/>) NA (<input type="checkbox"/>)		
	12. Landings Adequate: Yes (<input checked="" type="checkbox"/> No (<input type="checkbox"/>) NA (<input type="checkbox"/>)		
	13. Other		

* Single action operation

#3- Exit lights

(SFR 602.5.1)

Figure M-1. Top portion of Fire Official Inspection Order for Sofa Super Store

B FIRE SYSTEMS

1. Fire Alarm: Yes () No (☒) Adequate: Yes () No ()
2. Smoke Detectors: Yes () No (☒) Adequate: Yes () No ()
3. Sprinkler System: Yes () No (☒) Adequate: Yes () No (☒)
4. Standpipe System: Yes () No (☒) Adequate: Yes () No ()
5. Number of Fire Extinguishers 54 Adequate: Yes (☒) No ()
6. Date last charged 9/4 Good (☒) Unsatisfactory ()
7. Fixed Hood Extinguisher System: Yes () No () Not Required ()
8. Date Last Serviced NA Adequate: Yes () No ()
9. Other

C CONST.

1. Fire Rated Corridors-Walls: Yes (☒) No () Adequate: Yes () No ()
2. Fire Rated Ceilings: Yes () No (☒) Adequate: Yes () No ()
3. Flame Spread Rating Adequate: Yes (☒) No ()
4. Fire & Draft Stopping Adequate: Yes (☒) No ()
5. Other

D HEATING & ELEC.

1. Condition: return: Gas (☒) Electric () Oil () W
2. Condition: Good () Fair (☒) Unsatisfactory ()
3. Condition: & Fuels: Metal () Masonry () NA
4. Cond

E GENERAL

1. Electrical: Good (☒) Fair () Unsatisfactory ()
2. Excessive Use of Extension Co
3. Open Breakers: Yes () No (☒)
4. Covers Missing on Electrical Boxes: Yes (☒)
5. Proper Sized Fuses/Breakers: Yes (☒) No ()
6. Licensed Electrician Certification Re
7. Housekeeping: Good (☒) Fair () Unsatisfactory ()
8. Excessive Storage of Combustibles: Yes (☒) No ()
9. Storage Under Stairs: Yes () No (☒)
10. Flammable Liquid Storage: Yes () No (☒)
11. Chemical Storage: Yes () No (☒) Adequate ()
12. Exce

THIS ORDER was Delivered to 11/20/11

11/20/11

36"

DNE

Figure M-2. Bottom portion of Fire Official Inspection Order for Sofa Super Store.

M.2 CITY OF CHARLESTON FIRE DEPARTMENT PRE-PLANNING

First due companies, Engines 11, and Engine 10, and Ladder 5 inspected the Sofa Super Store on 4/26/06 for the purpose of pre-planning their response. The inspection noted a hydrant location to the rear of the warehouse on Pebble Road at the intersection with Sarah Road. The fire department also made note of the locations of the main electrical switch and gas shut-off valve.

City of Charleston Fire Department
PRE-PLANNING BUILDING INSPECTIONS

Capt. F. Cockcroft.
Capt. G. Gardner.

Company Eng 11, Eng 10 & L5 Date 04/26/06 Officer Asst Capt. L. Garvin

Address 1807 Savannah Hwy.

Occupant Sofa Super Store.

Owner Herb Goldstein

Emergency # (Key Holder) Jeffery Clifford 559-9951 Western Wilson 769-663

Lives Involved: Day 15-18 Night 0

Type of Building Metal Block No. Floors 1

Type of Roof Comp. Construction Metal Block

F.D. Connections N/A Standpipes N/A

Auto Sprinkler N/A Location Main Valve N/A

Fire Alarm Indicator N/A

Location Main Elec. Switch Left Rear of Building

Location Main Gas Shut-Off Right Rear of Building

Stairways N/A

Elevators N/A

Fire Escapes N/A Scuttle Holes N/A

Vertical Openings N/A 7. Hallways 1

Fire Doors 11 Exits 8

Best Way To Enter Building: Day Front Night Front

Hydrant Location Pebble at Sarah Rd.

Contents House hold Furniture + office Equipment

Exposures to be Covered Texaco gas station + Car dealership

Date of Last Extinguisher Recharged May 2006

CO2 Dry Chemical ✓

Additional Comments and/or Concerns Warehouse in Rear of Building
Upper SU right 1st

Figure M-3. Pre-Planning Building Inspection for Sofa Super Store.

M.3 CITY OF CHARLESTON FIRE DEPARTMENT PRE-PLANNING SKETCH

The hand drawn sketch of the store floorplan did not appear to note the enclosed loading dock area. The sketch did, however, include the locations of roll-down fire doors and exit doors. The floorplan sketch was not drawn to scale.

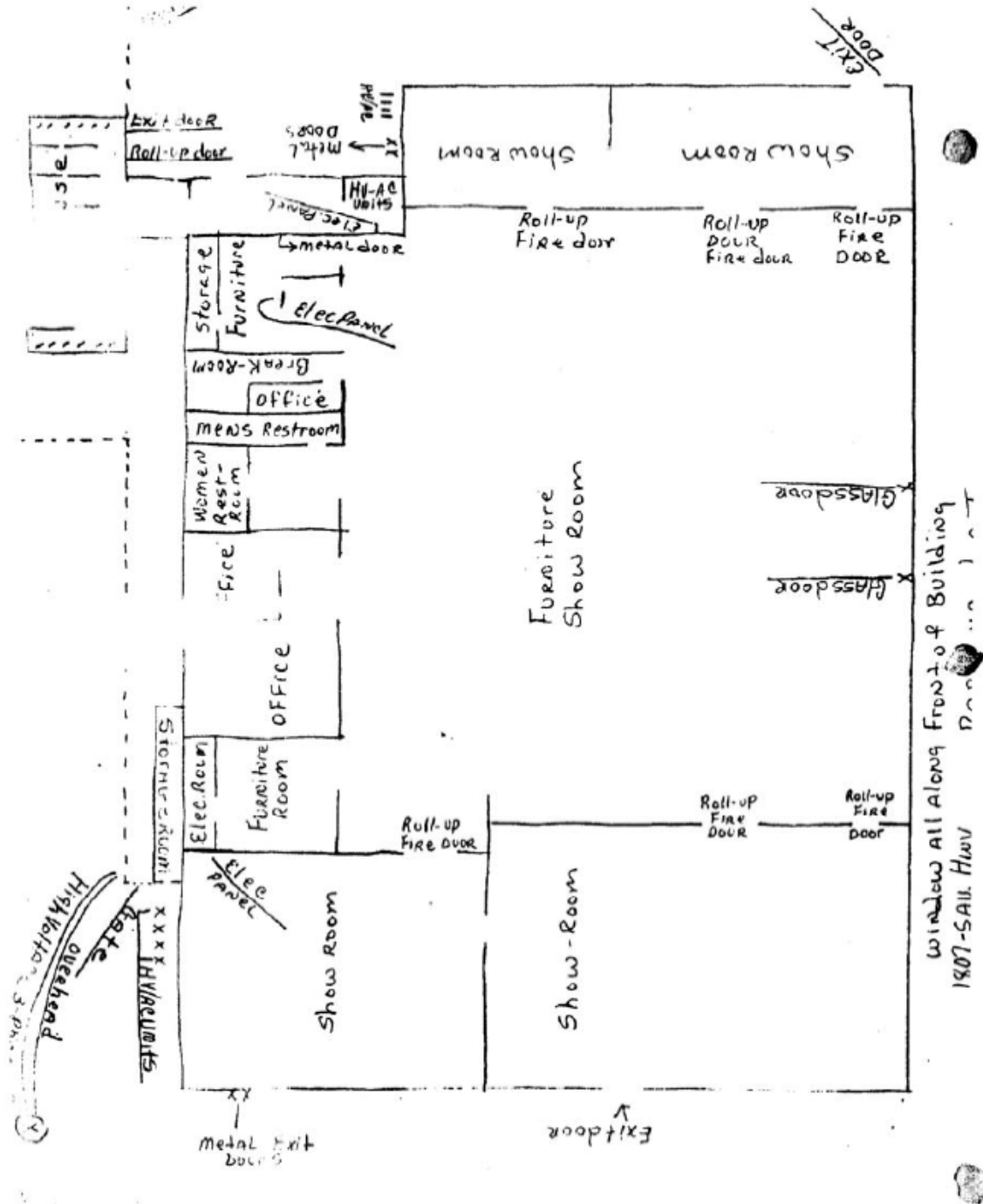


Figure M-4. Sketch of floor plan for Sofa Super Store.

APPENDIX N. ADDITIONAL AERIAL IMAGES

N.1 AERIAL IMAGES

Aircraft routinely record digital images for mapping, construction, utilities, remote sensing, and land surveying. Aerial photographs can be taken when an aircraft is directly overhead or at an angle. NIST obtained aerial images from DigitalGlobe¹ of the West Ashley area of the city of Charleston from 1989, 1994, 1998, 2001, and 2006 [1]. These images were taken directly overhead the store at 110 m (370 ft), 230 m (740 ft), 340 m (1100 ft), 450 m (1480 ft), and 1120 m (3700 ft) resolutions². Angle or oblique views of the Sofa Super Store were obtained from Pictometry¹ from north, south, east, and west views at 40 degree angles [2].

N.2 TOP DOWN OR OVERHEAD AERIAL IMAGES

Top images were recorded for a range of years and at resolutions as summarized in Table N-1.

Table N-1. Top View Aerial Images for Sofa Super Store.

Date	Image Resolution				
DigitalGlobe[1]	110 m (370 ft)	230 m (740 ft)	340 m (1100 ft)	450 m (1480 ft)	1130 m (3690 ft)
2/12/1989			Figure N-1		
2/14/1994			Figure N-2		
3/01/1998	Figure N-3	Figure N-4	Figure N-5		
4/01/2001	Figure N-6	Figure N-7	Figure N-8		
12/1/2006		Figure N-9		Figure N-10	Figure N-11
Pictometry[2]	Narrow View		Wide View		
3/11/2007	Figure N-12		Figure N-13		

¹ Certain commercial entities, equipment, products, or materials are identified in this document in order to describe a procedure or concept adequately or to trace the history of the procedures and practices used. Such identification is not intended to imply recommendation, endorsement, or implication that the entities, products, materials, or equipment are necessarily the best available for the purpose.

² Image resolution refers to meters or feet per pixel in an image. A 110 m resolution image had 2500 pixels with each pixel representing 0.045 m. This translated into an image displaying an area approximately 110 m x 110 m. Similarly, a 1120 m resolution displayed an area 1120 m x 1120 m.



Figure N-1. Top view image recorded 2/12/1989 at 340 m (1100 ft) resolution.



Figure N-2. Top view image recorded 2/14/1994 at 340 m (1100 ft) resolution.



Figure N-3. Top view image recorded 3/1/1998 at 110 m (370 ft) resolution.



Figure N-4. Top view image recorded 3/1/1998 at 230 m (740 ft) resolution.



Figure N-5. Top view image recorded 3/1/1998 at 340 m (1100 ft) resolution.




Figure N-6. Top view image recorded 4/1/2001 at 110 m (370 ft) resolution.



Figure N-7. Top view image recorded 4/1/2001 at 230 m (740 ft) resolution.




Figure N-8. Top view image recorded 4/1/2001 at 340 m (1100 ft) resolution.



Figure N-9. Top view image recorded 12/1/2006 at 230 m (740 ft) resolution.



Figure N-10. Top view image recorded 12/1/2006 at 450 m (1480 ft) resolution.



Figure N-11. Top view image recorded 12/1/2006 at 1130 m (3690 ft) resolution.



Figure N-12. Top view image recorded 3/11/2007 with narrow field of view.



Figure N-13. Top view image recorded 3/11/2007 with wide field of view.

N.3 ANGLED OR OBLIQUE AERIAL IMAGES

Oblique images were recorded on 3/11/2007 from north, east, south, and west perspectives and are summarized in Table N-2.

Table N-2. Oblique Aerial Images for Sofa Super Store.

Date	Image Perspective			
	North	East	South	West
3/11/2007 Narrow View	Figures N-14	Figure N-16	Figure N-18	Figure N-20
3/11/2007 Wide View	Figures N-15	Figure N-17	Figure N-19	Figure N-21



Figure N-14. Oblique view image recorded 3/11/2007 looking north with narrow field of view.



Figure N-15. Oblique view image recorded 3/11/2007 looking north with wide field of view.



Figure N-16. Oblique view image recorded 3/11/2007 looking east with narrow field of view.




Figure N-17. Oblique view image recorded 3/11/2007 looking east with wide field of view.



Figure N-18. Oblique view image recorded 3/11/2007 looking south with narrow field of view.



Figure N-19. Oblique view image recorded 3/11/2007 looking south with wide field of view.




Figure N-20. Oblique view image recorded 3/11/2007 looking west with narrow field of view.




Figure N-21. Oblique view image recorded 3/11/2007 looking west with wide field of view.

N.4 REFERENCES FOR APPENDIX N

- [1] <http://www.digitalglobe.com/> - DigitalGlobe, Longmont, CO 80503, 303-684-4000.
- [2] <http://www.pictometry.com/> - Pictometry, Rochester, NY 14623, 888-771-9714.

APPENDIX O. ROLL-DOWN DOORS

O.1 ROLL-DOWN DOORS

The original configuration of this structure as a grocery store did not include any roll-down fire doors. The structure did have a non-fire roll-down door that allowed access to the south-west corner of the structure. When the west showroom was added in 1994, three roll-down fire doors were added to the west wall of the main showroom. In 1995, when the east showroom was built, three additional roll-down fire doors were installed in the east wall of the main showroom. As the warehouse was constructed in 1996, another roll-down fire door was placed at the entrance to the breezeway that led to the warehouse.

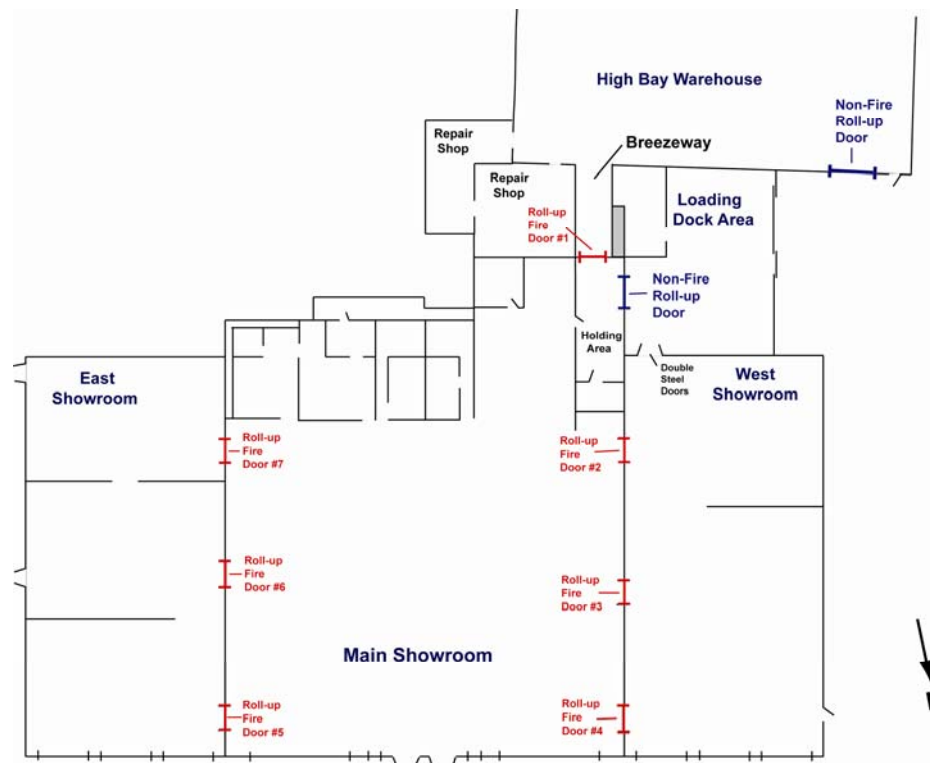
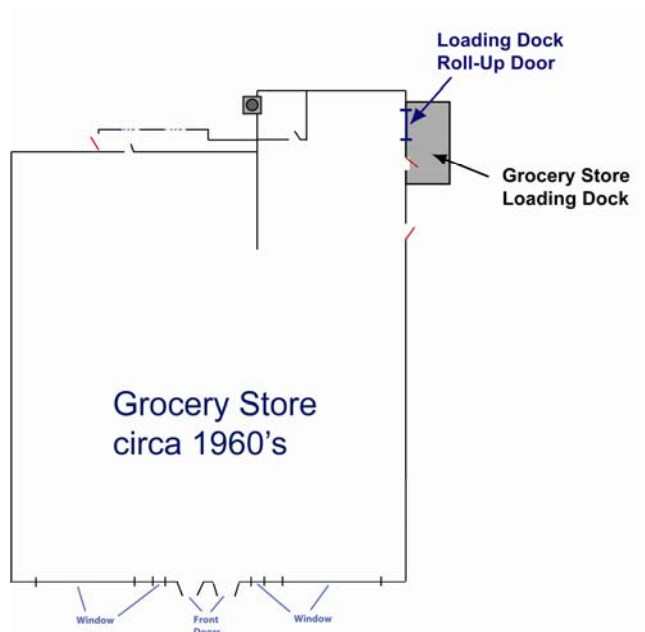


Figure O-1. Before 1994, the structure included a single roll-down door at the loading dock (left side of figure). This door was not a fire door. By 1996, eight additional roll-down doors had been added (right side of figure). Six of these doors were installed between the main showroom and east and west additions and were fire doors. An additional fire door was installed between the holding area and the warehouse. Each of these fire doors was designed to separate two interior spaces. An additional non-fire roll-down door was also installed in the warehouse in the loading area.

O.2 WAREHOUSE ROLL-DOWN DOOR

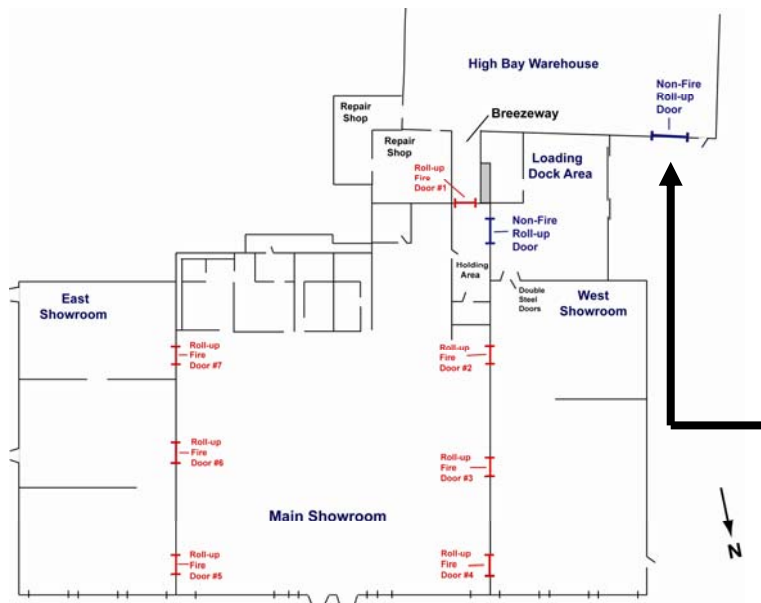


Figure O-2. Warehouse roll-down door looking toward warehouse from asphalt loading area. Door was not designed as a fire door.



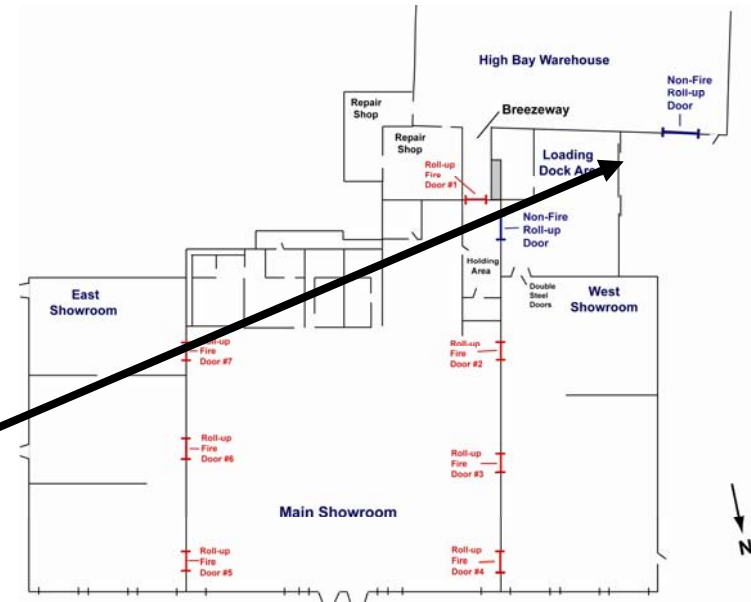
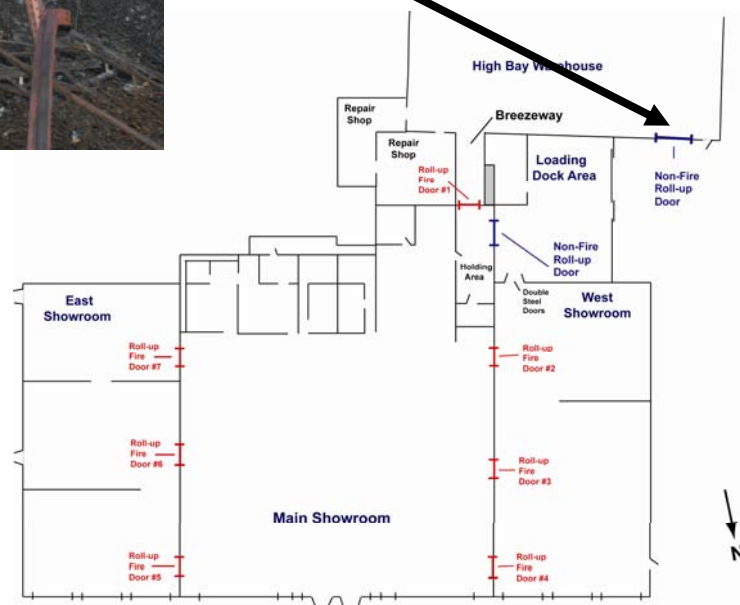


Figure O-3. Warehouse roll-down door looking toward warehouse from enclosed loading dock.



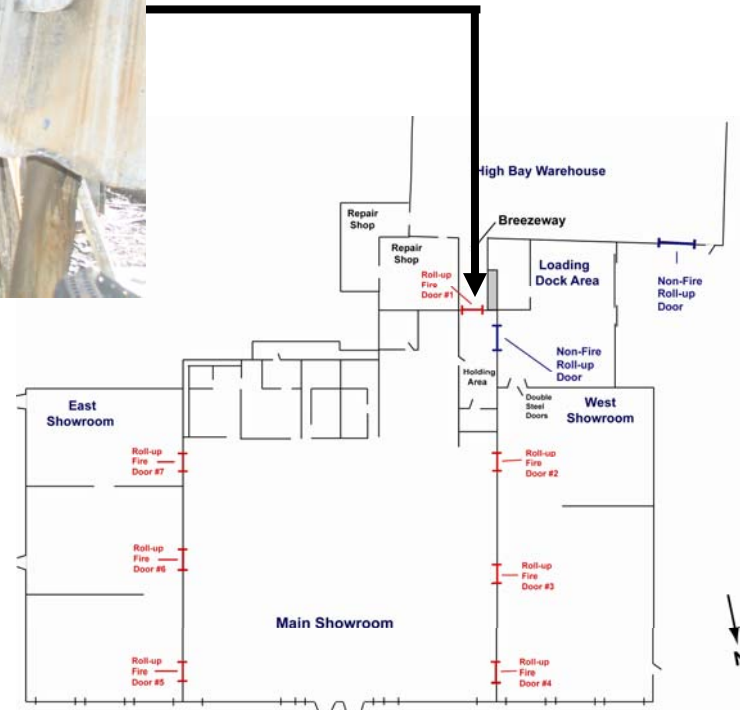
Figure O-4. Warehouse roll-down door looking from inside warehouse.



O.3 HOLDING AREA/BREEZEWAY ROLL-DOWN DOOR



Figure O-5. Breezeway roll-down fire door looking from breezeway toward rear of holding area. Door identified as roll-down fire door #1 in Figure O-1.



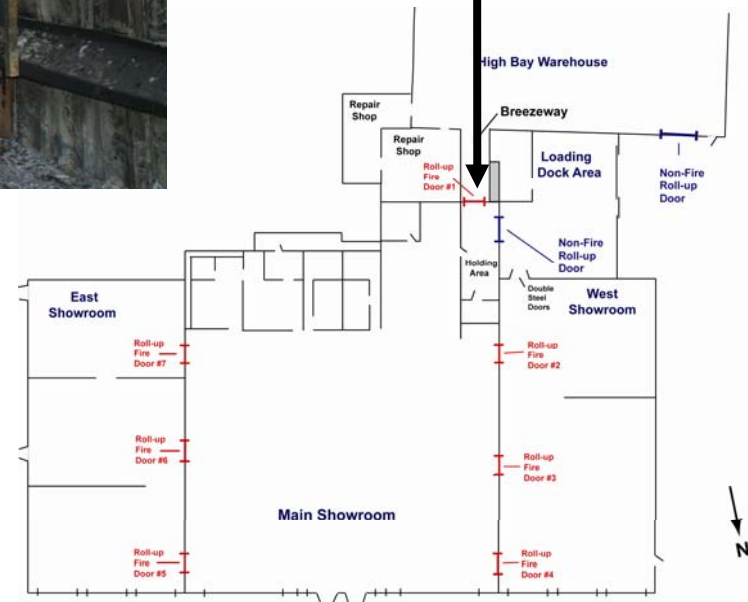


Figure O-6. Breezeway roll-down fire door looking from breezeway toward rear of holding area.

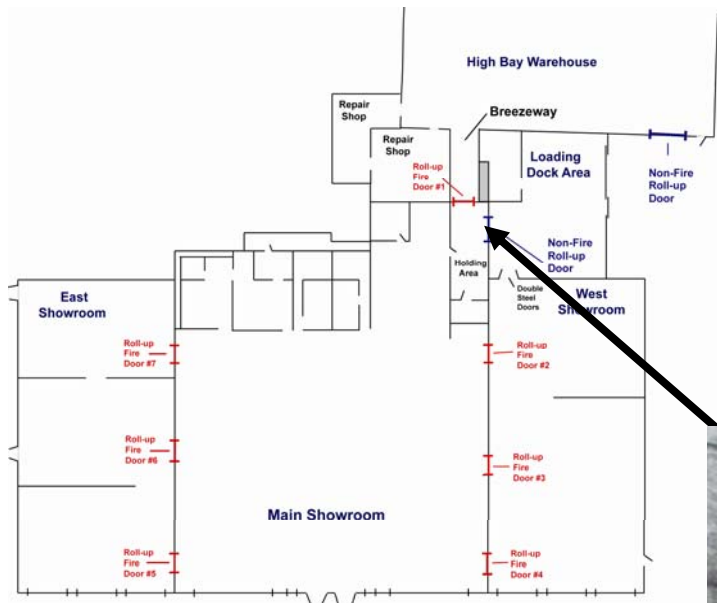


Figure O-7. Breezeway roll-down fire door looking from loading dock area through loading dock non-fire roll-down door. Fire door identified as roll-down fire door #1 in Figure O-1.



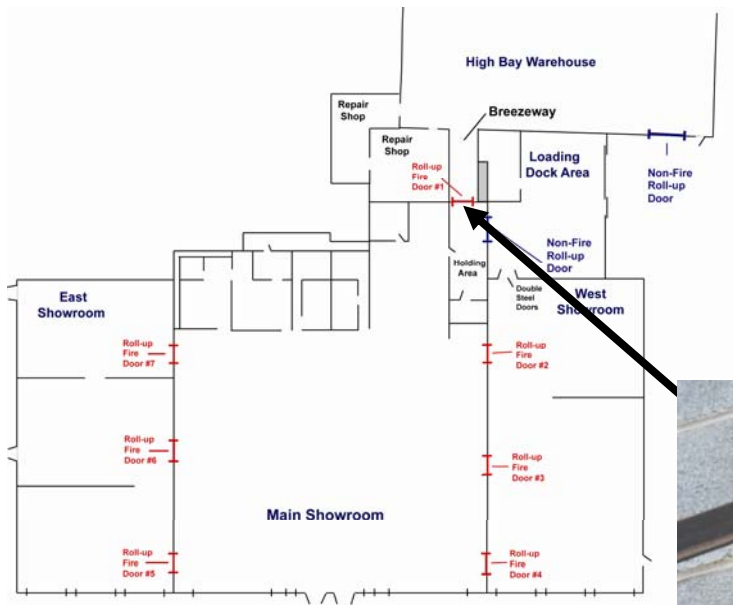


Figure O-8. West side of breezeway roll-down fire door mechanism.

NIST Photograph

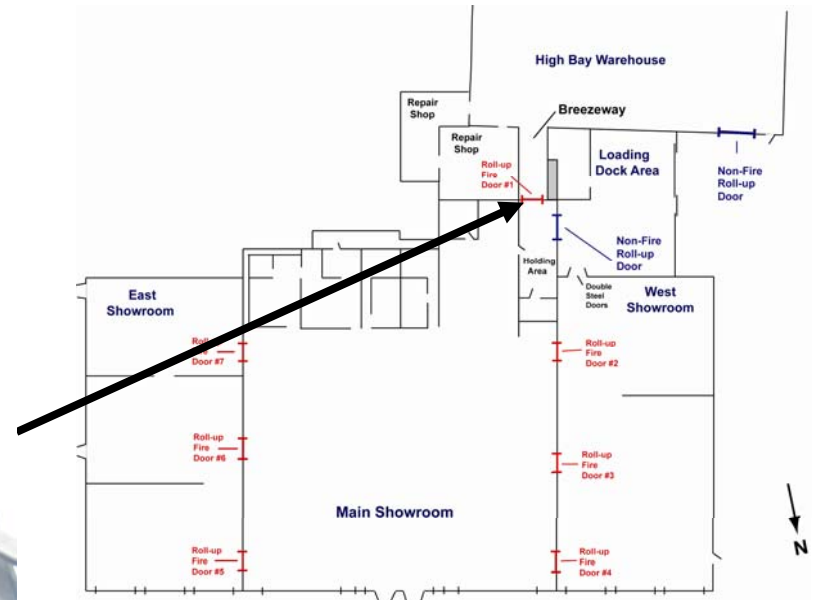


Figure O-9. East side of breezeway roll-down fire door mechanism.

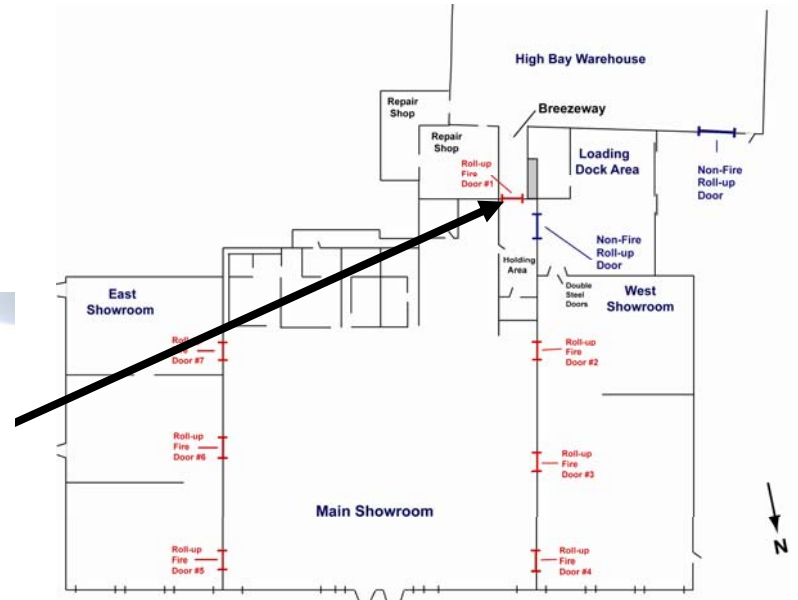


Figure O-10. East side of breezeway roll-down fire door mechanism.

O.4 HOLDING AREA/LOADING DOCK ROLL-DOWN DOOR

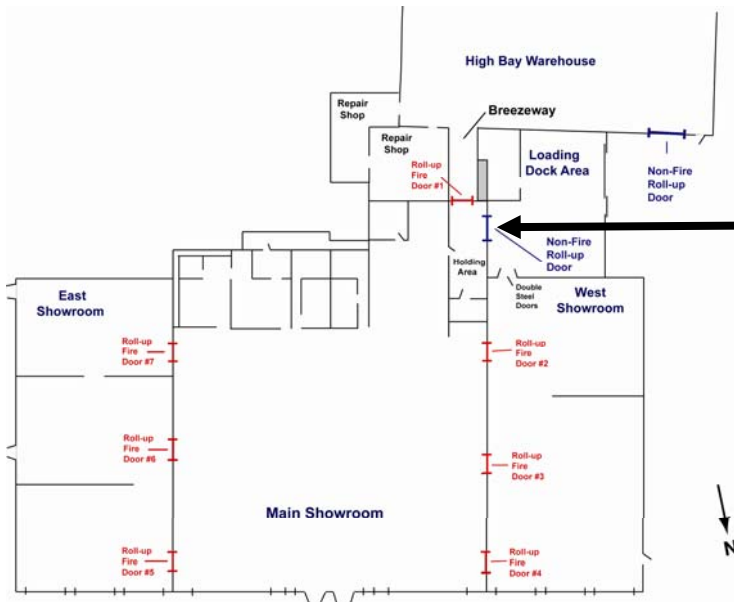


Figure O-11. Non-fire roll-down loading dock door looking toward rear of main showroom. Door was not designed as a fire door.

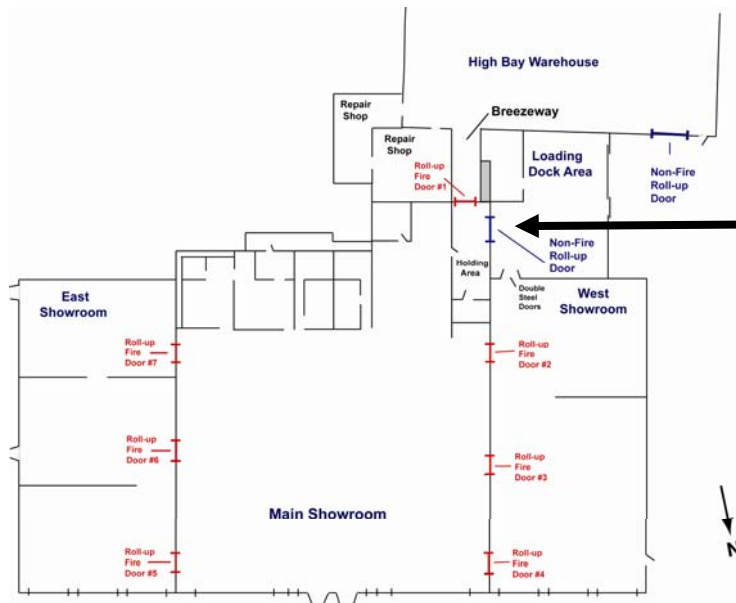


Figure O-12. Non-fire roll-down loading dock door looking toward rear of main showroom.



Figure O-13. North side of non-fire roll-down loading dock door mechanism.

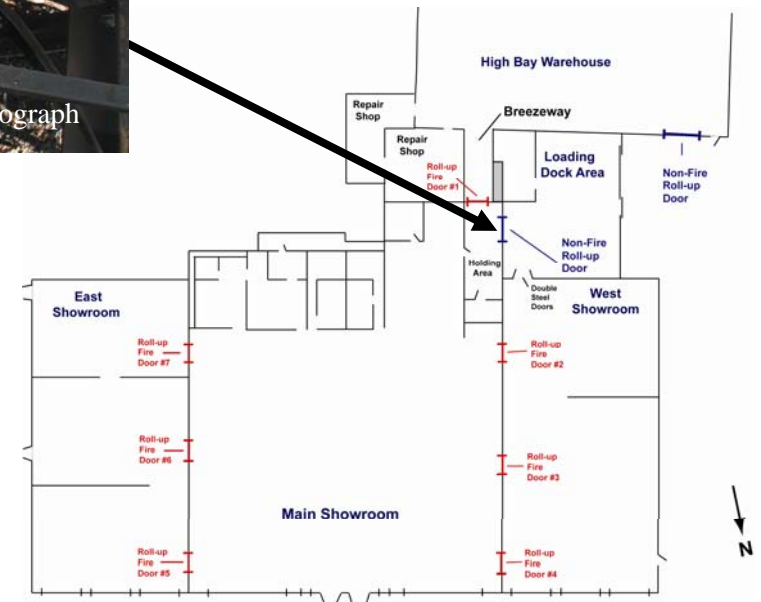




Figure O-14. North side of non-fire roll-down loading dock door mechanism. Electric motor drive and manual chain drive are visible.

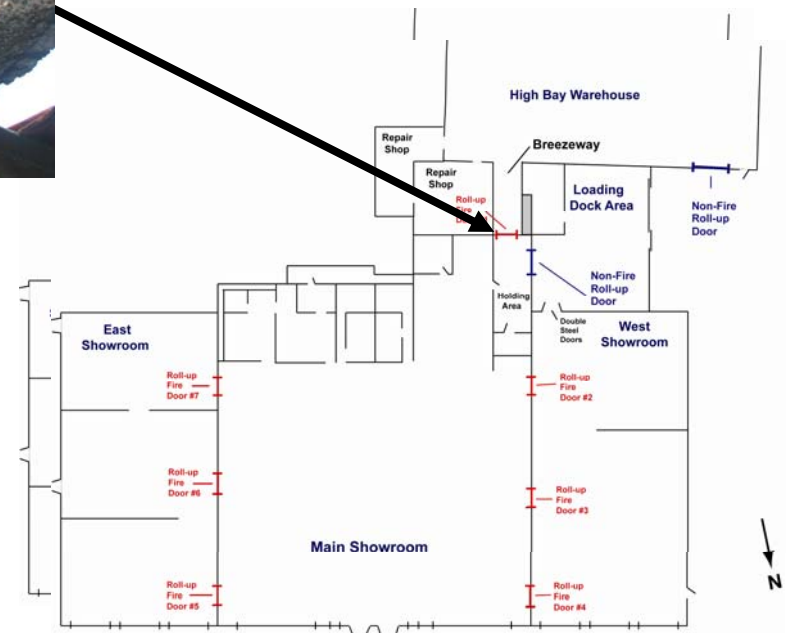
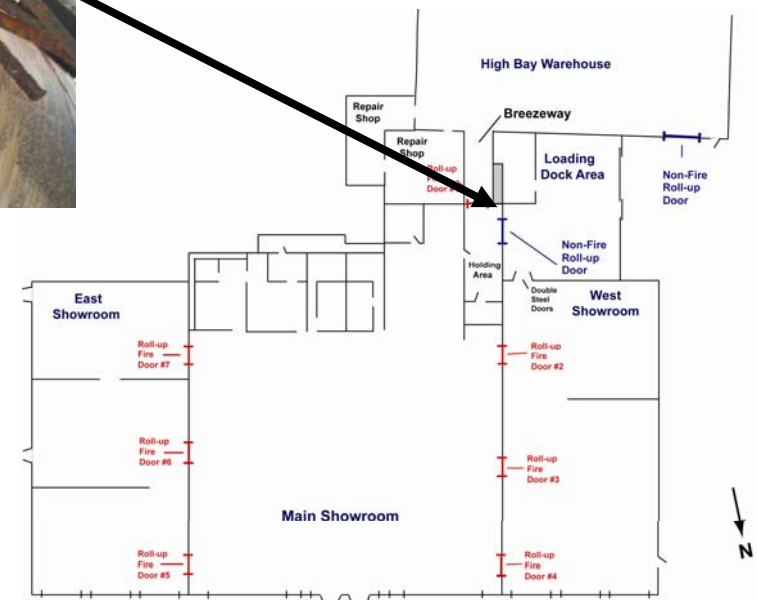




Figure O-15. South side of non-fire roll-down loading dock door mechanism.



O.5 MAIN SHOWROOM / WEST SHOWROOM ROLL-DOWN DOORS

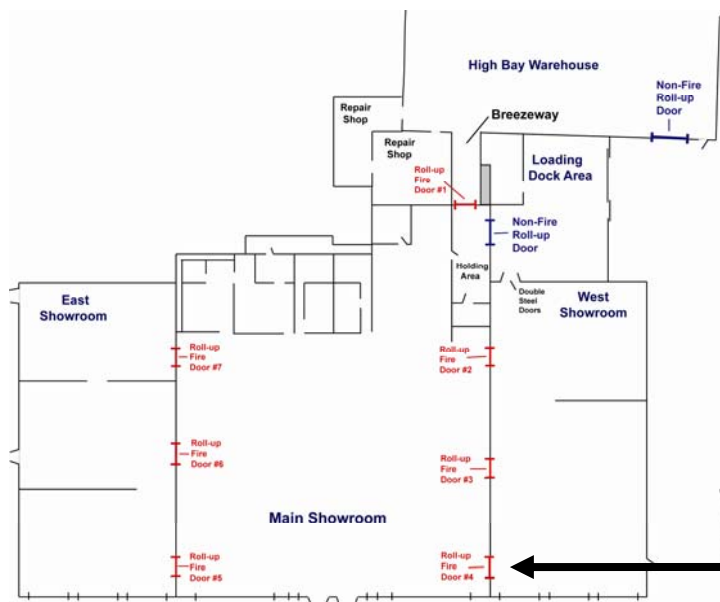


Figure O-16. Main showroom roll-down fire door looking toward front of main showroom. Door identified as roll-down fire door #4 in Figure O-1.

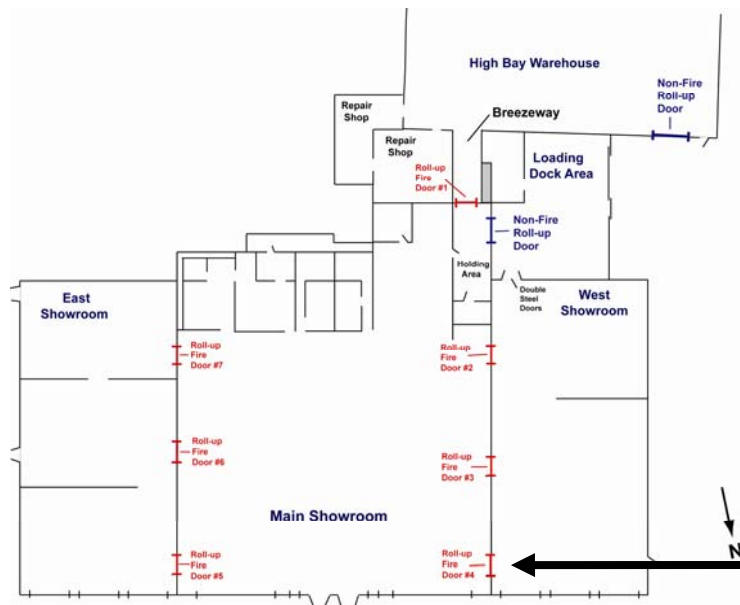


Figure O-17. South side of operating mechanism for roll-down fire door #4.

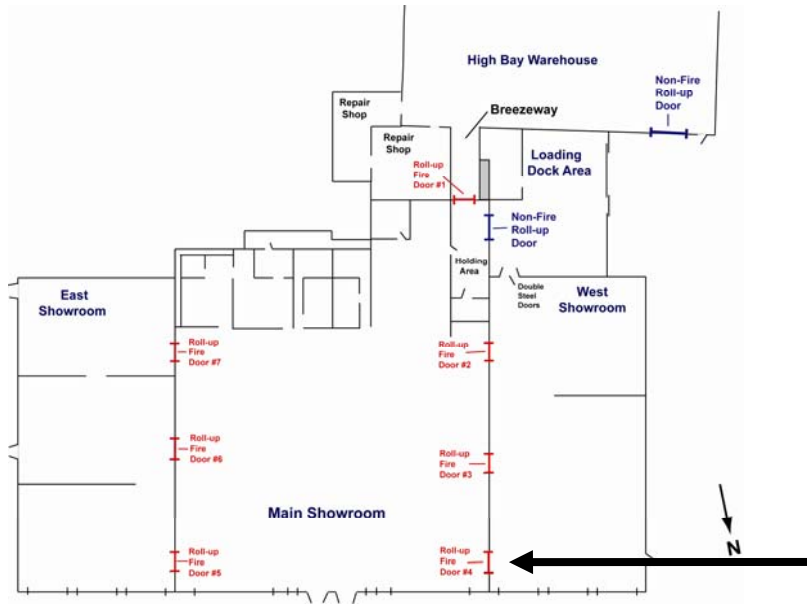



Figure O-18. South side of operating mechanism for roll-down fire door #4. Portion of fusible link visible in center-bottom of photo.



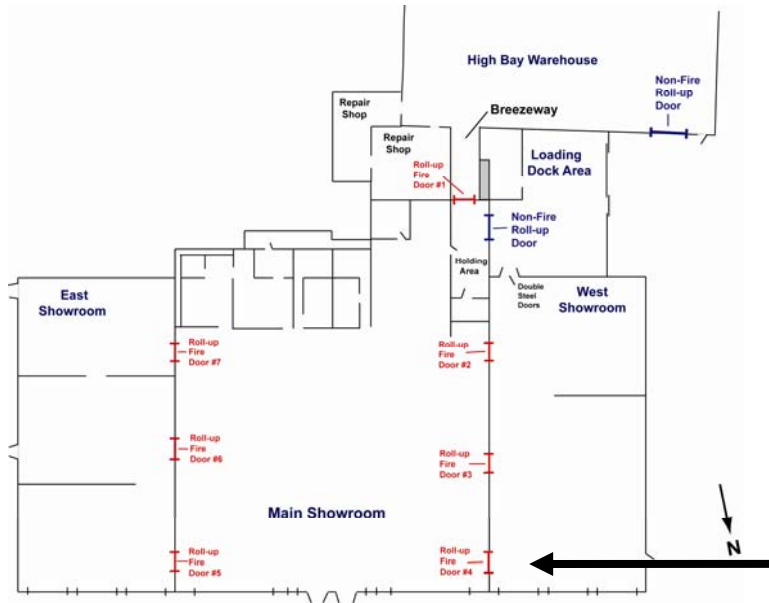


Figure O-19. North side of operating mechanism for roll-down fire door #4. Portion of fusible link visible in center-bottom of photo.


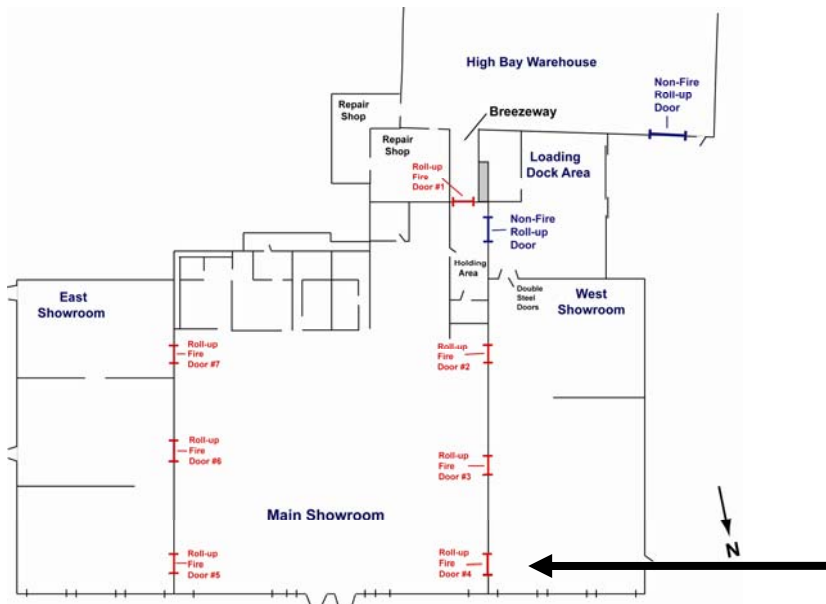
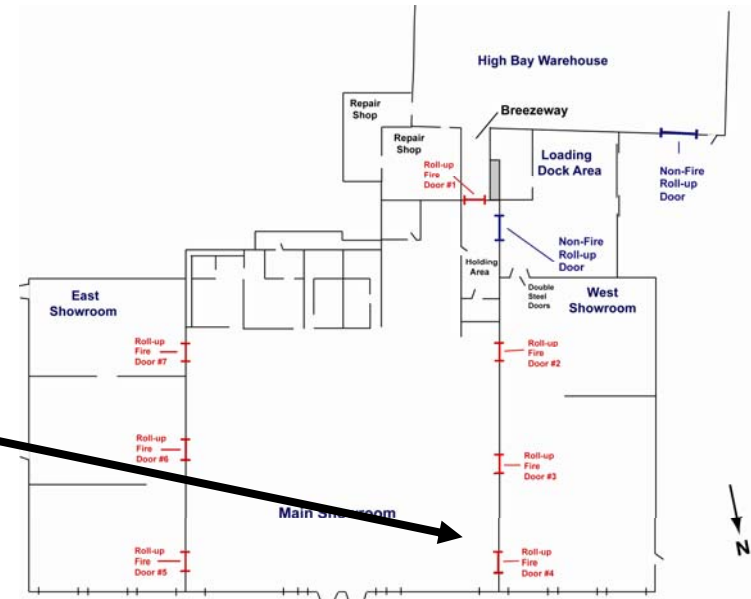


Figure O-20. North side of operating mechanism for roll-down fire door #4. Portion of fusible link visible in center-bottom of photo.



Figure O-21. Main showroom roll-down fire door looking toward front of west showroom. Door identified as roll-down fire door #4 in Figure O-1.



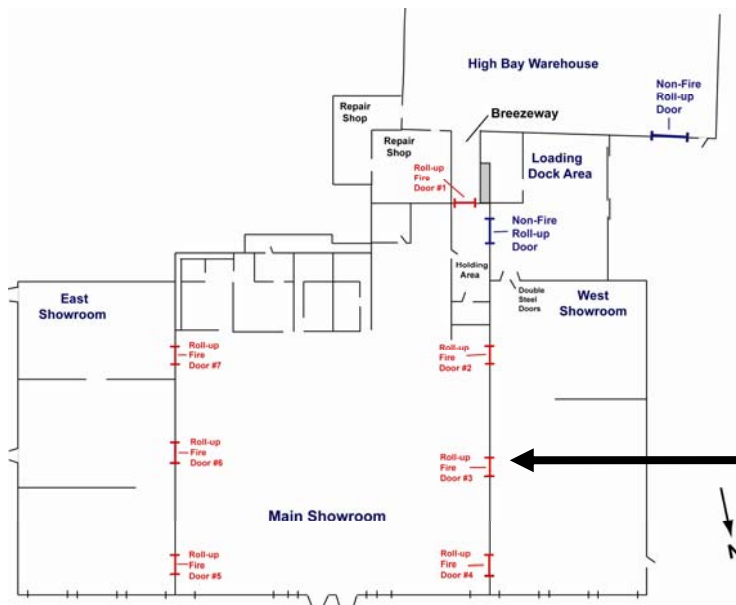


Figure O-22. Main showroom roll-down fire door looking toward middle of main showroom. Door identified as roll-down fire door #3 in Figure O-1.



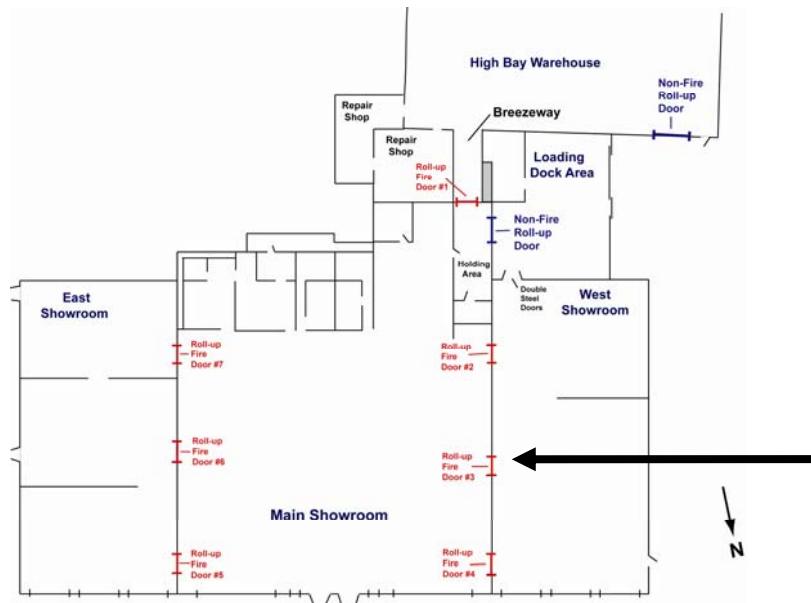


Figure O-23. South side of operating mechanism for roll-down fire door #3. Portion of fusible link visible in center of photo.



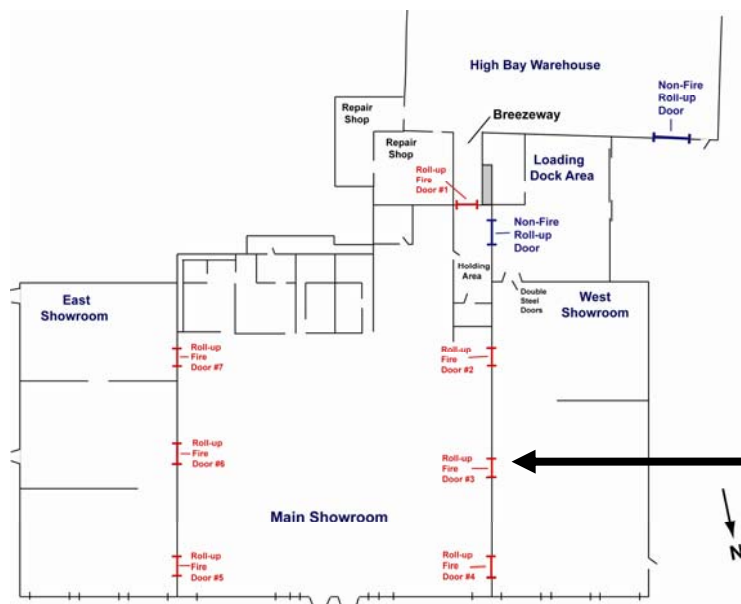


Figure O-24. South side of operating mechanism for roll-down fire door #3. Lower portion of fusible link visible.

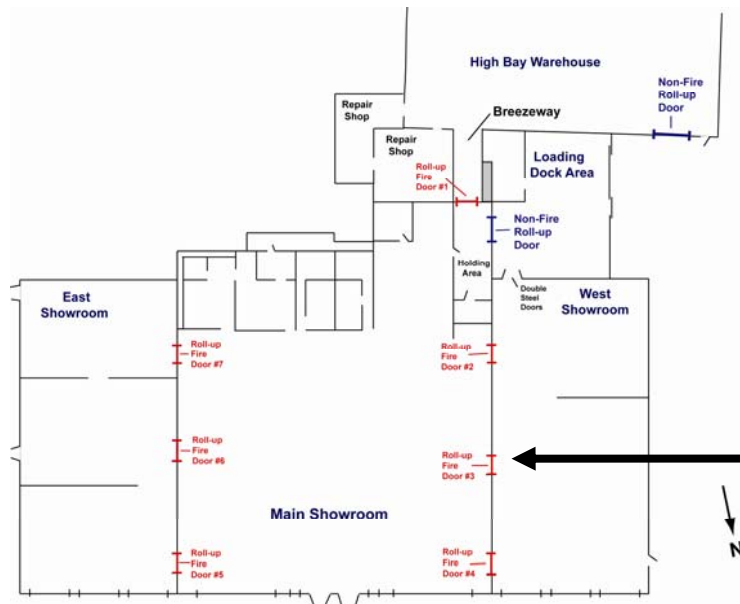


Figure O-25. South side of operating mechanism for roll-down fire door #3. Upper portion of fusible link visible in center of photo.

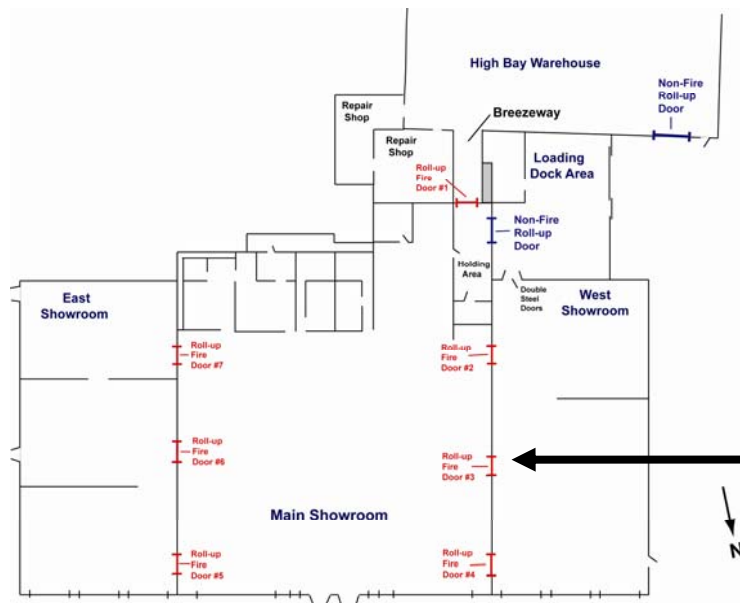


Figure O-26. North side of operating mechanism for roll-down fire door #3. Portion of fusible link visible in center of photo.



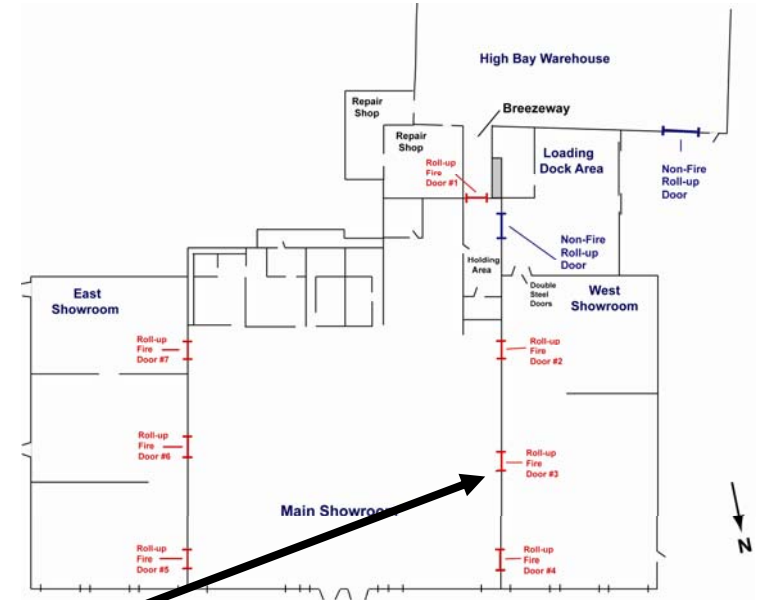
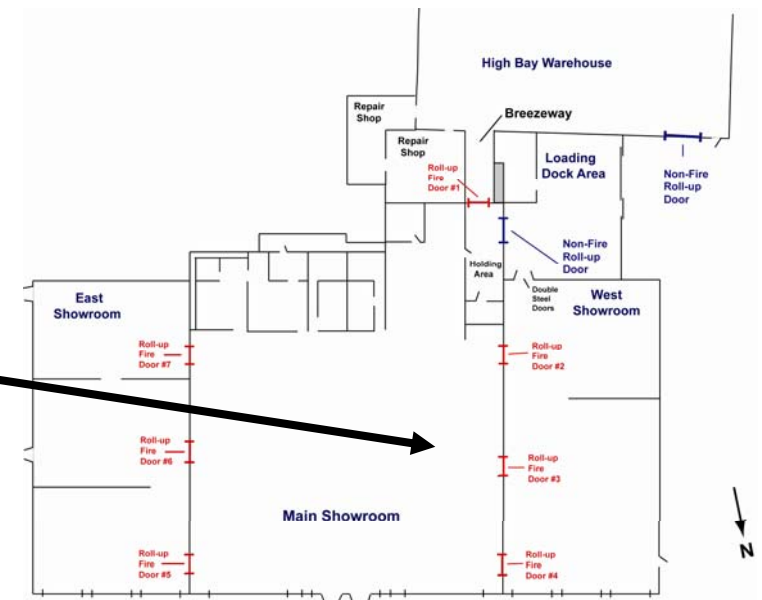


Figure O-27. Main showroom roll-down fire door looking toward middle of west showroom. Door identified as roll-down fire door #3 in Figure O-1.



Figure O-28. Main showroom roll-down fire door looking toward middle of west showroom. Door identified as roll-down fire door #3 in Figure O-1.



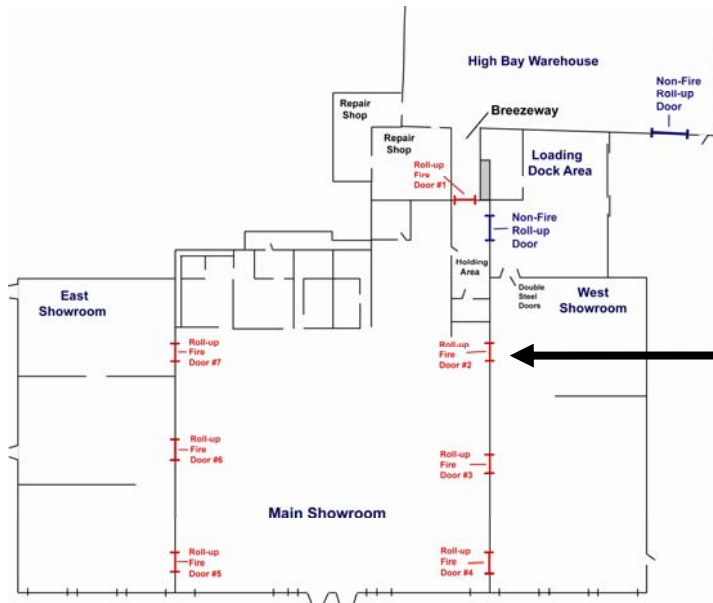


Figure O-29. Main showroom roll-down fire door looking toward rear of main showroom. Door identified as roll-down fire door #2 in Figure O-1.



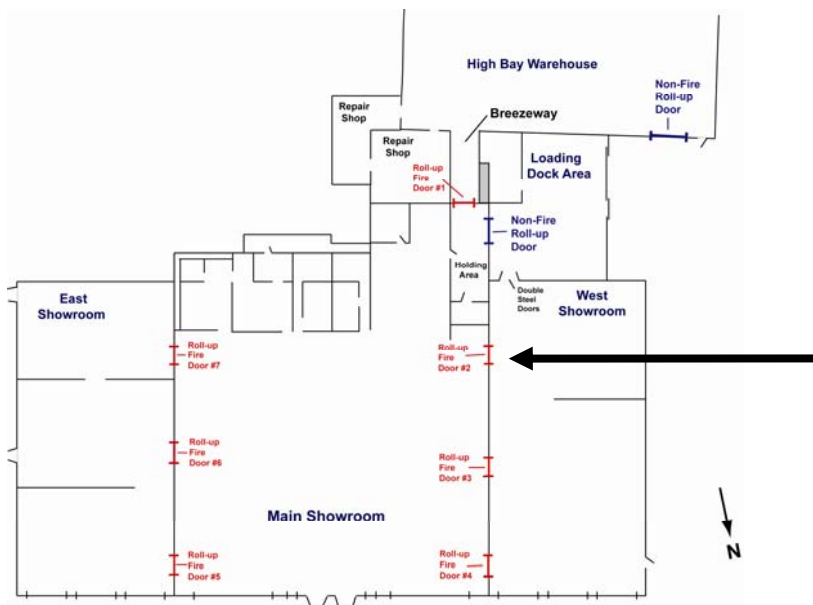


Figure O-30. South side of operating mechanism for roll-down fire door #2. Separated portions of fusible link visible in top- and bottom-center of photo.

NIST Photograph

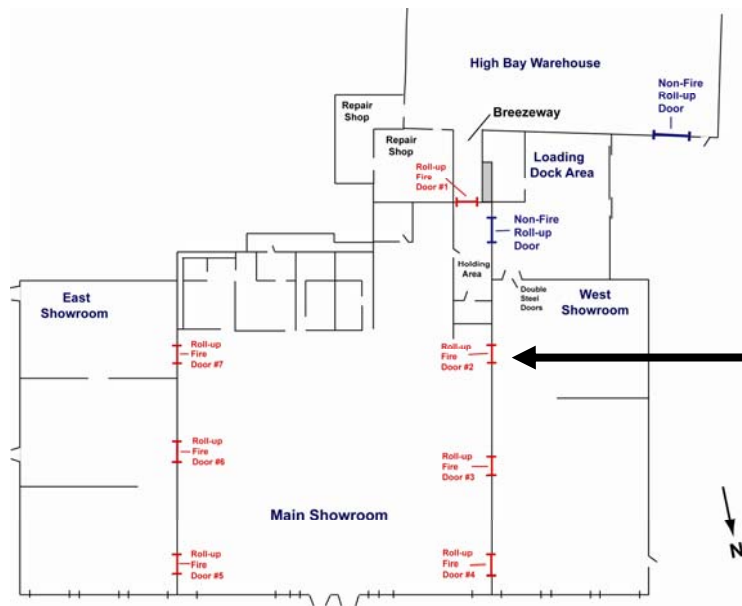


Figure O-31. North side of operating mechanism for roll-down fire door #2. Portion of fusible link visible in bottom-center of photo.

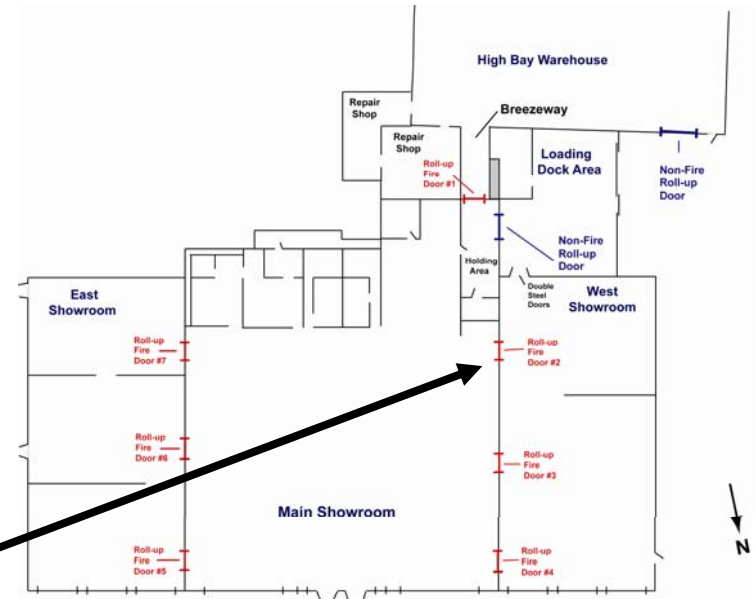


Figure O-32. Main showroom roll-down fire door looking toward rear of west showroom. Door identified as roll-down fire door #2 in Figure O-1.

O.6 MAIN SHOWROOM / EAST SHOWROOM ROLL-DOWN DOOR

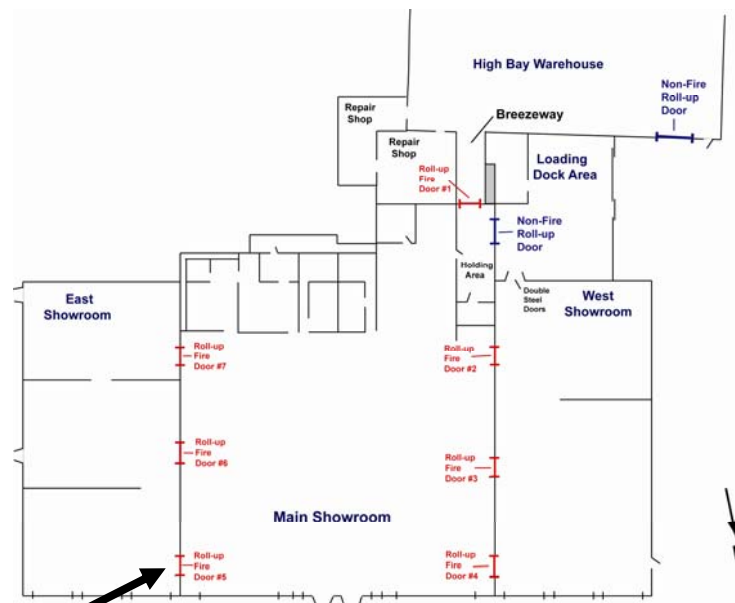


Figure O-33. Main showroom roll-down fire door looking toward front of main showroom. Door identified as roll-down fire door #5 in Figure O-1.

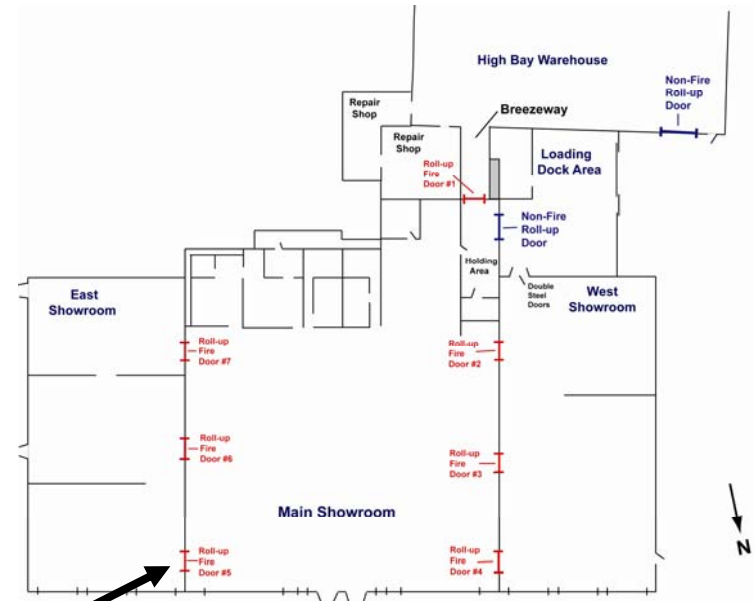


Figure O-34. North side of operating mechanism for roll-down fire door #5.

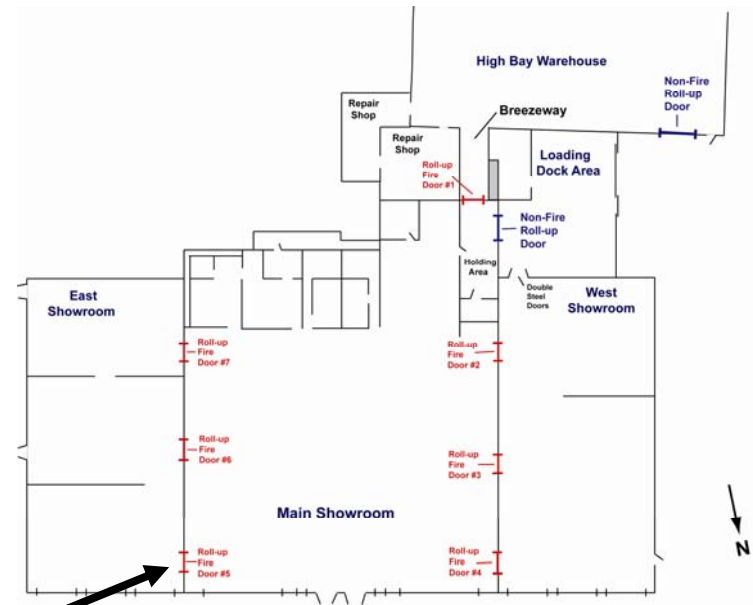


Figure O-35. North side of operating mechanism for roll-down fire door #5. Portion of fusible link visible in center of photo.



NIST Photograph

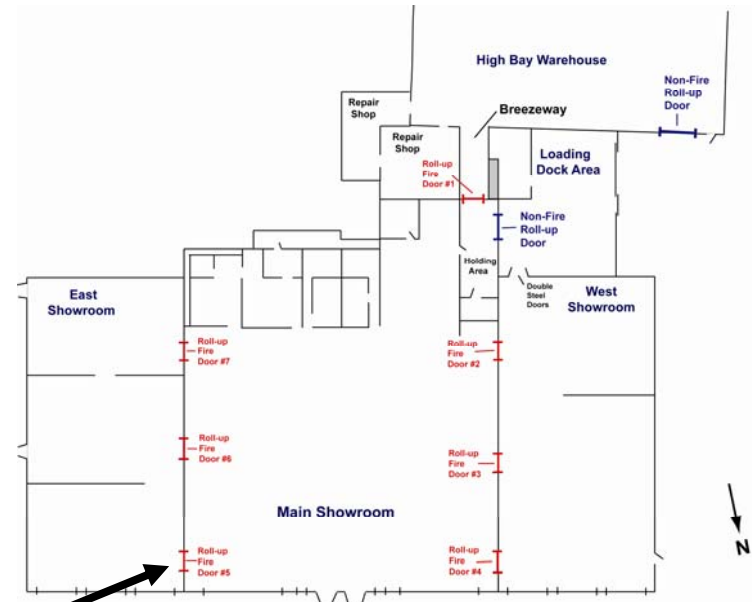


Figure O-36. North side of operating mechanism for roll-down fire door #5.

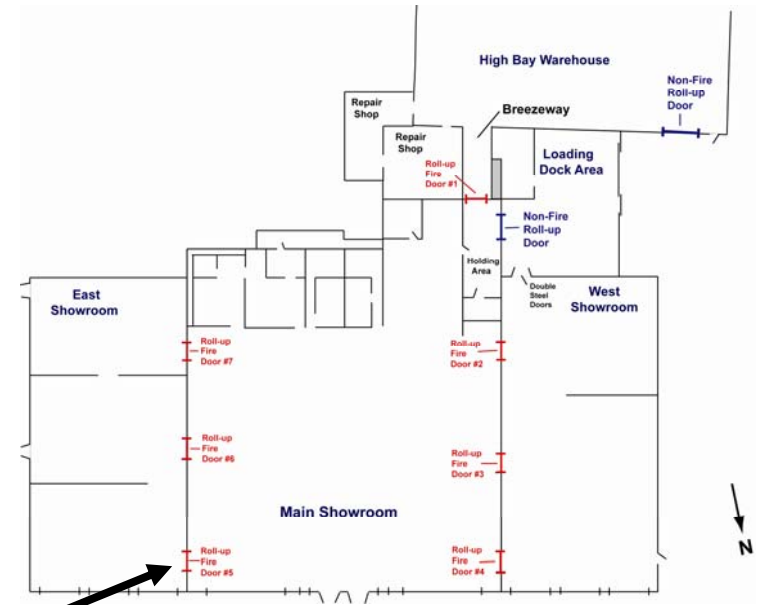


Figure O-37. South side of operating mechanism for roll-down fire door #5. Portion of fusible link visible in center of photo.

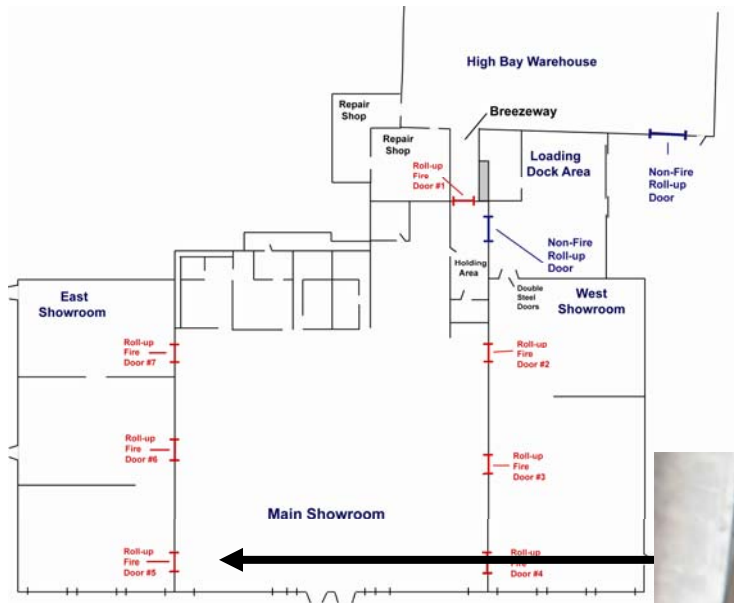


Figure O-38. Main showroom roll-down fire door looking toward front of east showroom. Door identified as roll-down fire door #5 in Figure O-1.

NIST Photograph

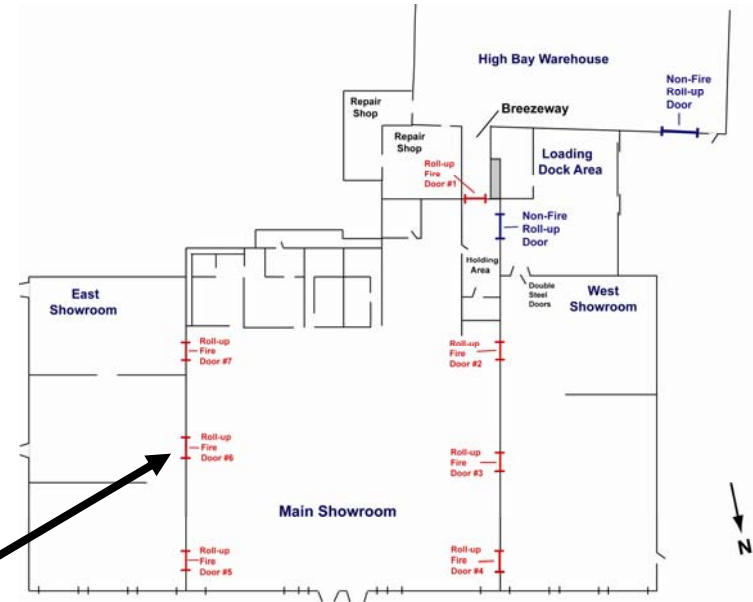


Figure O-39. Main showroom roll-down fire door looking toward middle of main showroom. Door identified as roll-down fire door #6 in Figure O-1.

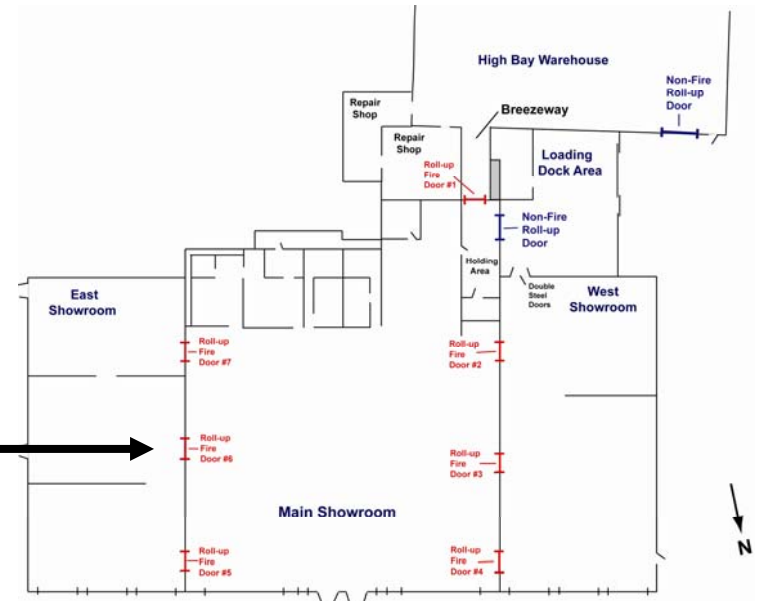


Figure O-40. Main showroom roll-down fire door looking toward middle of main showroom. Door identified as roll-down fire door #6 in Figure O-1.

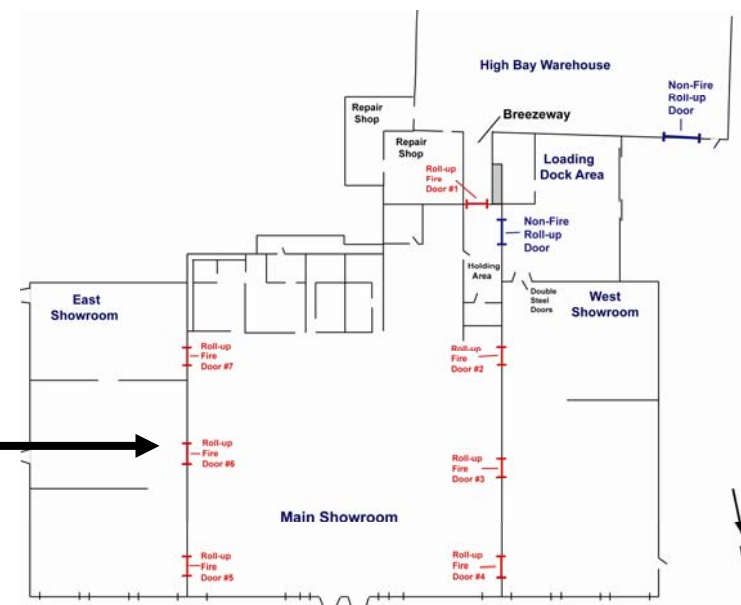


Figure O-41. Main showroom roll-down fire door looking toward middle of main showroom.

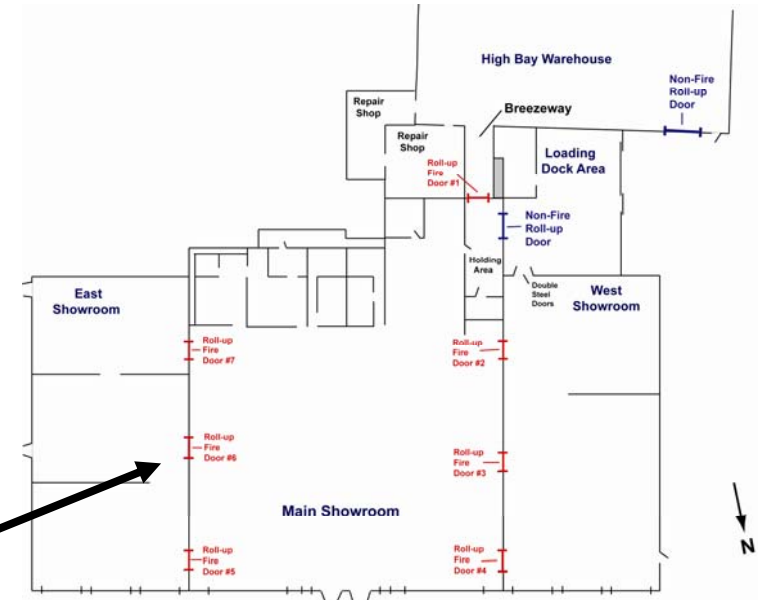


Figure O-42. North side of operating mechanism for roll-down fire door #6.



Figure O-43. North side of operating mechanism for roll-down fire door #6. Portion of fusible link visible in center of photo.

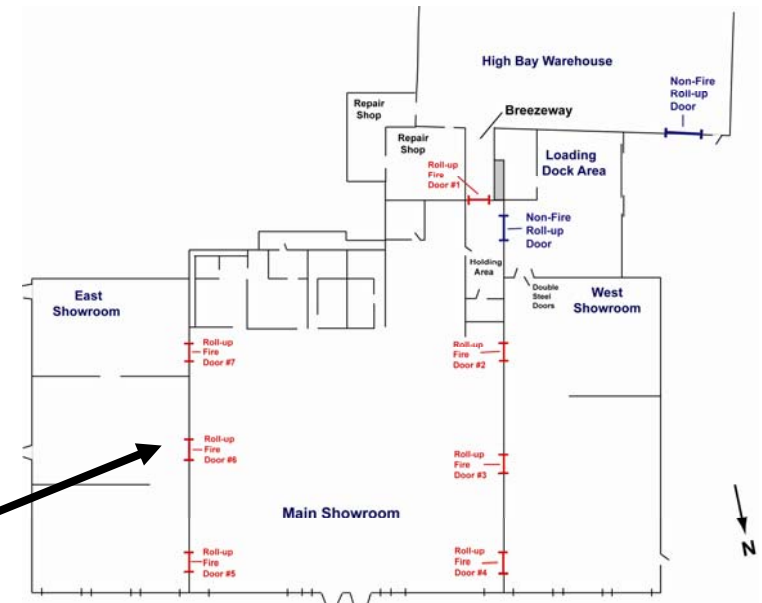


Figure O-44. South side of operating mechanism for roll-down fire door #6. Portion of fusible link visible in center of photo.



Figure O-45. South side of operating mechanism for roll-down fire door #6. Portion of fusible link visible in center of photo.

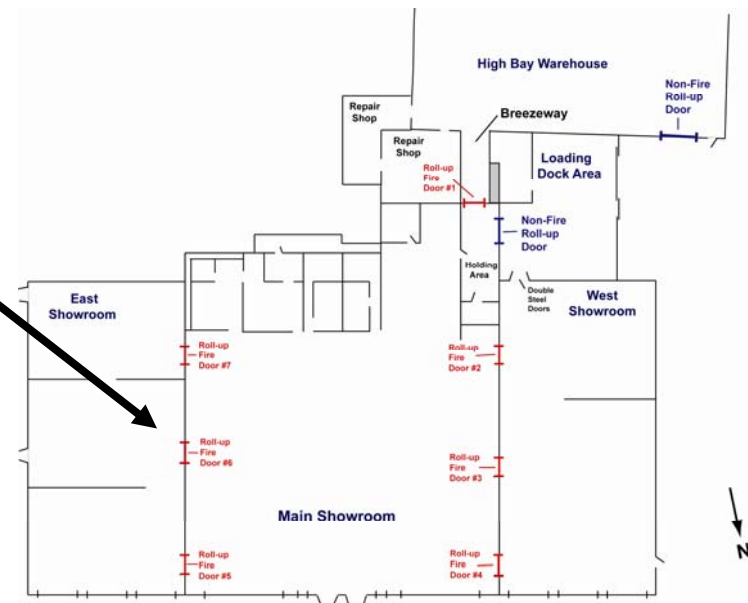


Figure O-46. South side of operating mechanism for roll-down fire door #6. Portion of fusible link visible in center of photo.

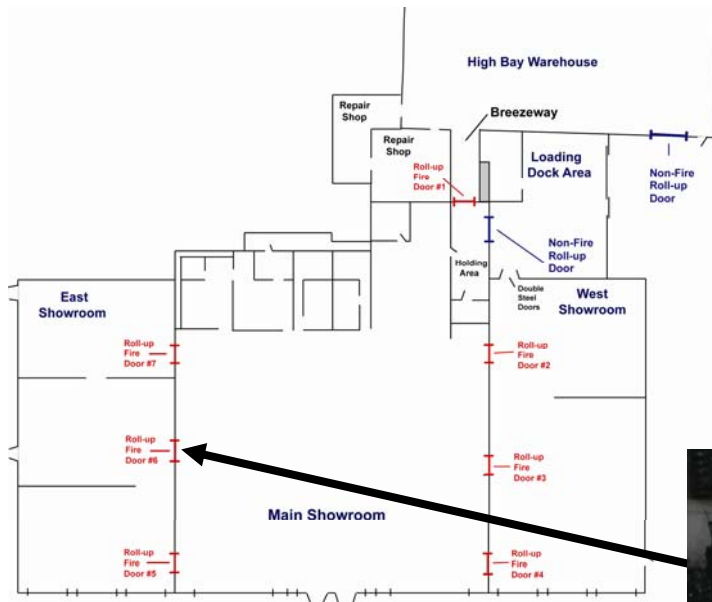


Figure O-47. Main showroom roll-down fire door looking toward middle of east showroom.

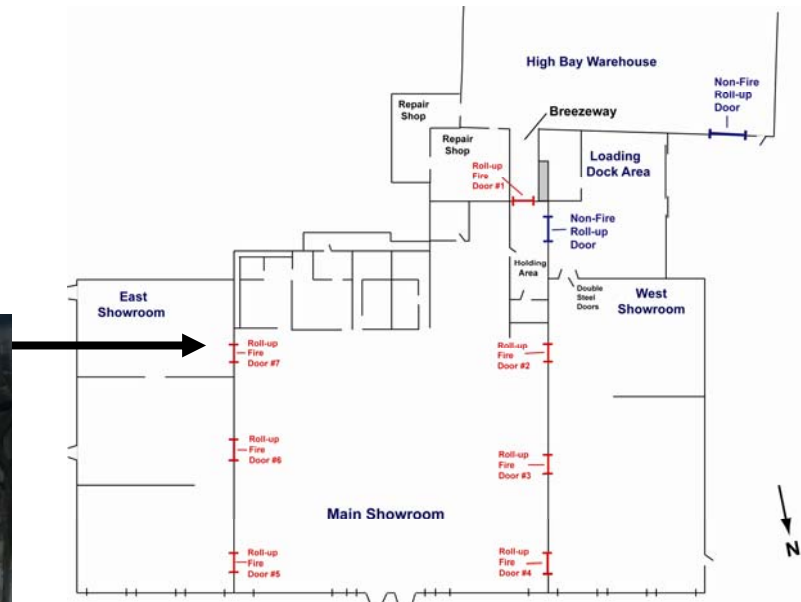


Figure O-48. Main showroom roll-down fire door looking toward rear of main showroom. Door identified as roll-down fire door #7 in Figure O-1. Door only closed about one-third of the way down during the fire.

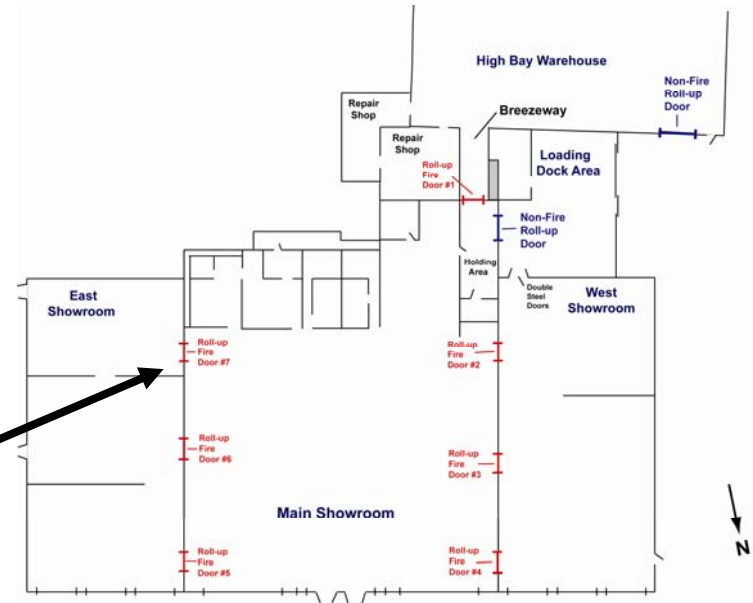


Figure O-49. North side of operating mechanism for roll-down fire door #7. Portion of fusible link visible in center of photo.

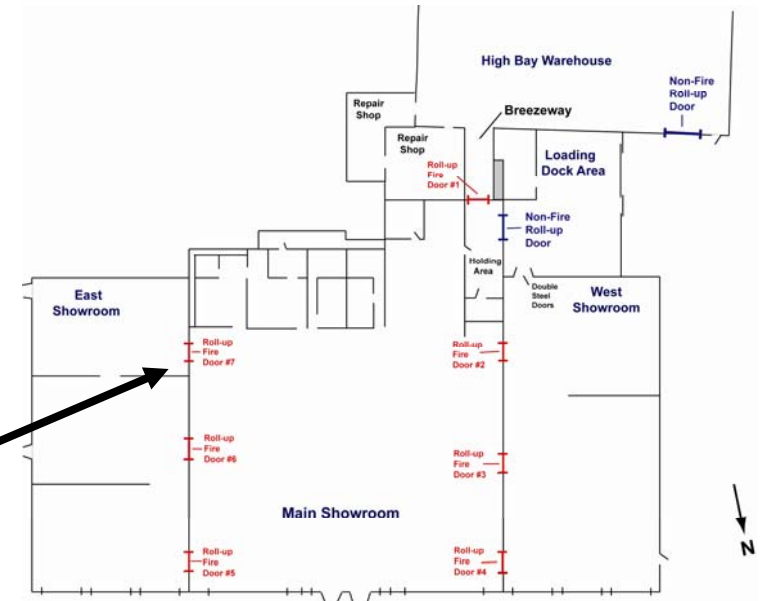


Figure O-50. North side of operating mechanism for roll-down fire door #7. Portion of fusible link visible in center of photo.

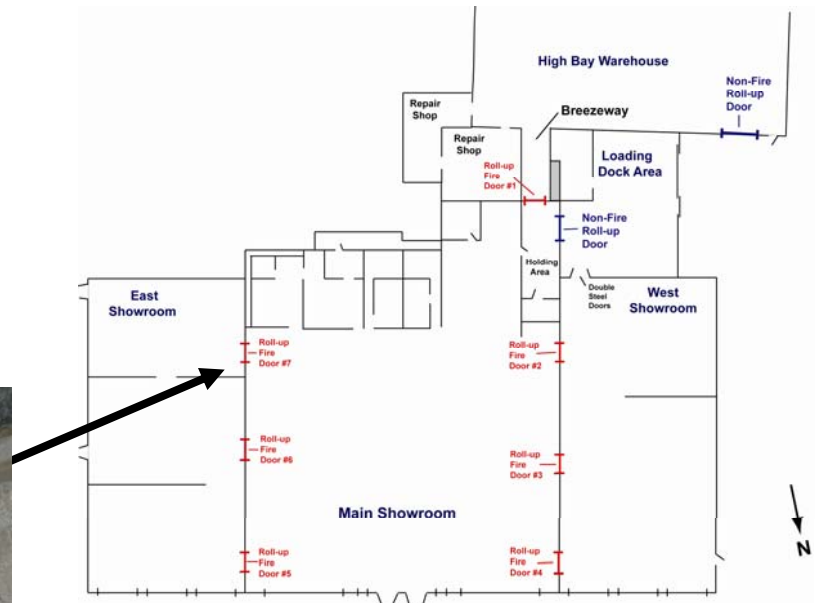


Figure O-51. South side of operating mechanism for roll-down fire door #7. Portion of fusible link visible in center of photo.

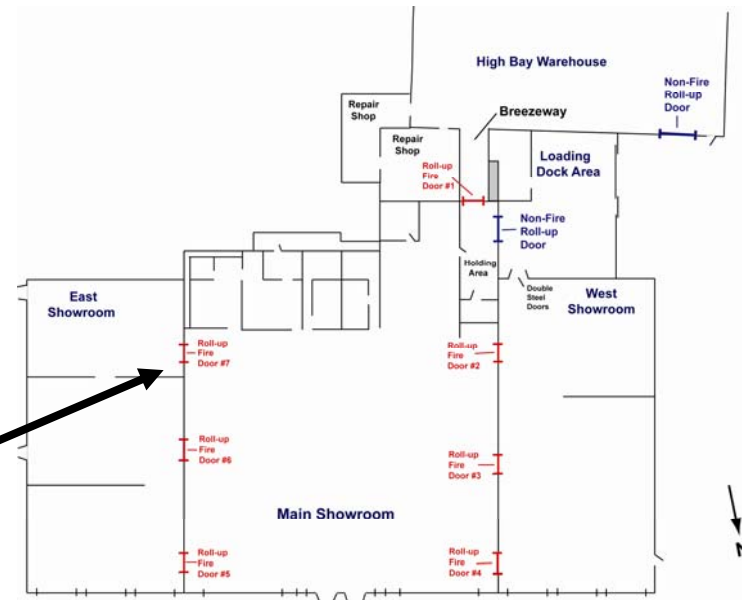



Figure O-52. South side of operating mechanism for roll-down fire door #7. Portion of fusible link visible in center of photo.



NIST Photograph

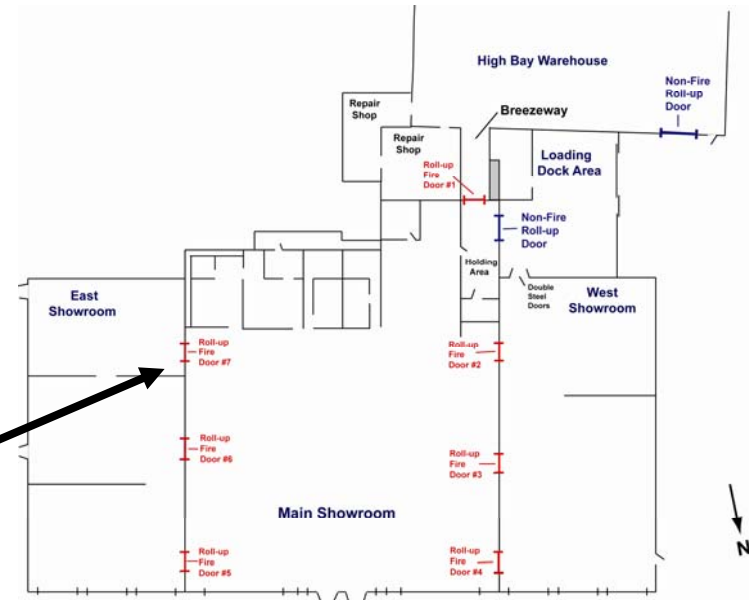


Figure O-53. Main showroom roll-down fire door looking toward rear of main showroom. Door identified as roll-down fire door #7 in Figure O-1. Movement of door impeded by coat rack. Door only closed about one-third of the way.



NIST Photograph

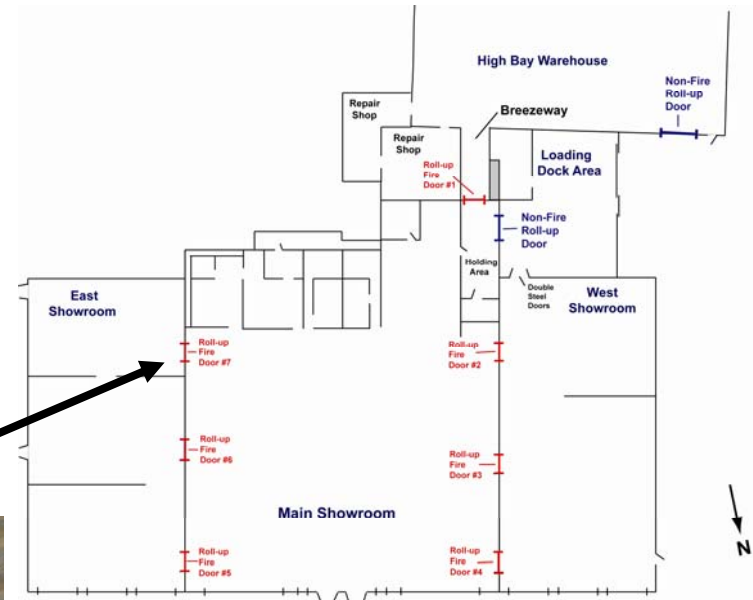


Figure O-54. Main showroom roll-down fire door looking toward rear of main showroom. Movement of door impeded by coat rack. Door only closed about one-third of the way.

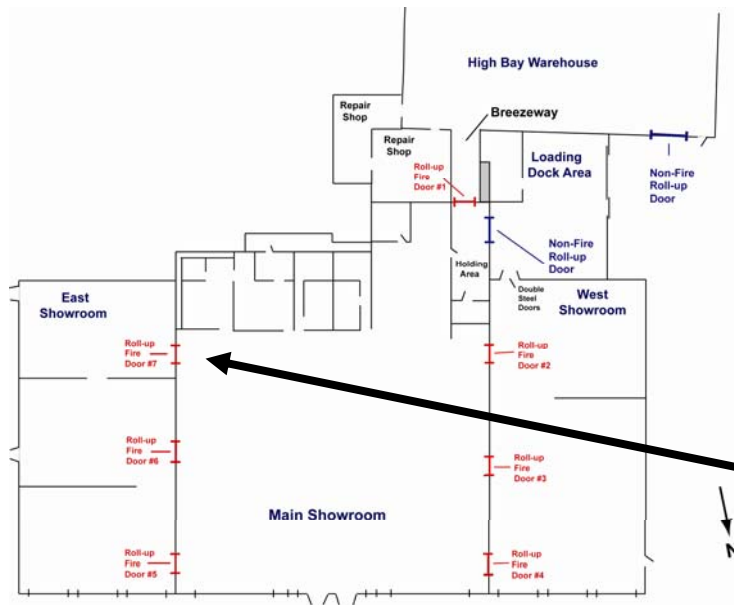


Figure O-55. Main showroom roll-down fire door looking toward rear of east showroom. Door identified as roll-down fire door #7 in Figure O-1. Door only closed about one-third of the way down during the fire.

APPENDIX P. LOADING DOCK FUELS

P.1 LOADING DOCK FUELS

A range of fuels were located within the loading dock. The component of the fuel load due to retail merchandise was estimated in Appendix J. The hydrocarbon solvents, wood framing, wood decking, and carpeting were also estimated. The solvents, framing, decking, and carpeting were estimated to have energy contents of 2.9 GJ, 29.3 GJ, 63.6 GJ, and 7.3 GJ, respectively, for a total of about 100 GJ.

P.2 HYDROCARBON SOLVENTS

Post fire inspection demonstrated at least 28 gallon (3.785 l) containers of various solvents including acetone, naphtha, and lacquer thinner. The intense heat of the fire on the loading dock had caused some of the container bottoms and screw-on caps to be separated from the container. Most of the containers appeared to be naphtha although there were several acetone and lacquer thinner containers as well. The relative distribution of the different solvents, 19 naphtha, 3 acetone, and 6 lacquer thinner, was combined with density and heat of combustion data to estimate the energy content of the solvents. These values for the solvents are tabulated in Table P-1. The estimated total energy content of the solvents was approximately 2.9 GJ.

Table P-1. Estimated Energy Content of Solvents on Loading Dock

Solvent	Volume Liter (gallon)	Density kg/m ³	Heat of Combustion MJ/kg (MJ/gallon)	Estimated Energy Content MJ
Acetone	11.4 (3)	785	30 (90)	270
Naphtha	71.9 (19)	665	43 (108)	2060
Lacquer Thinner	22.7 (6)	820	29 (90)	540
Estimated Total Energy Content				2870

P.3 WOOD FRAMING

The loading dock construction also included significant amounts of wood in the framing and decking. Wood studs were incorporated in the west walls and along the warehouse wall. Post- fire inspection also demonstrated several partition walls inside the loading dock that also used wood studs. Wood columns were also used to support the wood roof joists. The estimated number of studs, columns, rafters, and joists was combined with density and heat of combustion data to estimate the energy content of the framing. These values for the framing are tabulated in Table P-2. The estimated energy content of the framing was about 29.3 GJ.

Table P-2. Estimated Energy Content of Wood Framing in Loading Dock

Wood Component	Number	Cross Section cm ² (in ²)	Height m (ft)	Total Volume m ³ (ft ³)	Total Mass kg	Heat of Combustion MJ/kg	Estimated Energy Content MJ
Exterior Walls, studs	62	37 (5.7)	2.44 (8)	0.59 (20.7)	320	15	4,800
Interior Partition Walls, studs	26	37 (5.7)	2.44 (8)	0.23 (8.2)	130	15	1,900
Support Columns 9 ft High Section	5	79 (12.3)	2.74 (9)	0.11 (3.8)	60	15	890
Support Columns 12 ft High Section	5	186 (28.9)	3.66 (12)	0.34 (12.0)	190	15	2,900
Roof Supports 50 ft long rafters & joists	35	56 (8.7)	15 (50)	2.9 (82)	1250	15	19,000
Estimated Totals				3.5 (130)	1950		29,500

P.4 WOOD DECKING

The wood decking appeared to have been constructed in several different sections using different wood materials. The lower layer of the decking or floor appeared to be pressure treated planking approximately 2.54 cm (1 in) thick. A second layer of 1.27 cm (0.5 in) thick oriented strand board, particle board, or plywood had been installed on top of the pressure treated planking. The estimated floor area and layer thicknesses were combined with density and heat of combustion data to estimate the energy content of the decking. These values for the decking are tabulated in Table P-3. The estimated energy content of the decking was about 63.6 GJ.

Table P-3. Estimated Energy Content of Wood Decking in Loading Dock

Component	Area m ² (ft ²)	Thickness cm (in)	Total Volume m ³ (ft ³)	Total Mass kg	Heat of Combustion MJ/kg	Estimated Energy Content MJ
Planking	206 (2200)	2.54 (1)	5.2 (180)	2800	15	42,400
OSB/Particle Board/Plywood	206 (2200)	1.27 (0.5)	2.6 (90)	1400	15	21,200
Estimated Totals			7.8 (270)	4200		63,600

P.5 CARPETING

Carpeting appeared have be laid over portions of the wood flooring. Assuming that the carpeting had been installed over 50 % of the loading dock floor, and that the total energy content of the carpeting was approximately 72 MJ/m² [2], the total energy content of the carpeting was estimated to be 7.3 GJ.

P.6 REFERENCES FOR APPENDIX P

- [1] SFPE Handbook of Fire Protection Engineering, Fourth Edition, DiNenno, P.J. editor-in-chief, National Fire Protection Association, Quincy, MA, 2008.
- [2] Grosshandler, W. L.; Bryner, N. P.; Madrzykowski, D.; Kuntz, K., “Report of the Technical Investigation of The Station Nightclub Fire: Appendices. Volume 2”, NIST NCSTAR 2: Volume 2; National Institute of Standards and Technology, Gaithersburg, MD, 414 p. June 2005.
- [3] Bryner, N. P.; Kerber, S., “Simulation of the Dynamics of a Fire in the Basement of a Hardware Store - New York, June 17, 2001”, NISTIR 7137; National Institute of Standards and Technology, Gaithersburg, MD, 57 p. May 2004.
- [4] Denize, Hamish, “The Combustion Behavior of Upholstered Furniture Materials in New Zealand”, Fire Engineering Research Report 00/04, University of Canterbury, Christchurch, New Zealand, March 2000.
- [5] Firestone, James, “An Analysis of Furniture Heat Release Rates by Nordtest”, Fire Engineering Research Report 99/07, University of Canterbury, Christchurch, New Zealand, March 1999.

APPENDIX Q. TECHNICAL REPORTS, MEDIA ARTICLES, WEB PAGES, AND OTHER RESOURCES

Q.1 TECHNICAL REPORTS

- [1] Routley, G. J., Chiaramonte, M., Crawford, B., Piringer, P., Roche, K., and Sendelbach, T., “Firefighter Fatality Investigative Report, Sofa Super Store, 1807 Savannah Highway, Charleston, South Carolina, June 18, 2007”, City of Charleston Post Incident Assessment and Review Team Phase I Report,” *City of Charleston*. October 16, 2007.
- [2] Routley, G. J., Chiaramonte, M., Crawford, B., Piringer, P., Roche, K., and Sendelbach, T., “Firefighter Fatality Investigative Report, Sofa Super Store, 1807 Savannah Highway, Charleston, South Carolina, June 18, 2007” City of Charleston Post Incident Assessment and Review Team Phase II Report, *City of Charleston* May 15, 2008.
- [3] “Bureau of Alcohol, Tobacco, Firearms, and Explosives (ATF) National Response Team Origin and Cause Report: Sofa Super Store Fire”; U.S. Department of Justice; Investigation Number 763010-07-0172; Report Number 32, June 22, 2007.
- [4] “Investigative Summary,” *S. C. Department of Labor, Licensing, and Regulation Office of Occupational Safety and Health*; Summary Number 20374270, undated report, file recorded 9/21/2007.
- [5] “Nine Career Fire Fighters Die in Rapid Fire Progression at Commercial Furniture Showroom – South Carolina,” *NIOSH*. Fatality Assessment and Control Evaluation Investigation Report # F2007-18. Feb. 11, 2009. <http://www.cdc.gov/niosh/fire/reports/face200718.html>.
- [6] “Report of S.C. OSHA Findings in June 18, 2007 Charleston Sofa Super Store Fire,” *South Carolina Department of Labor, Licensing and Regulation, Office of Occupational Safety and Health*; undated report, file recorded 9/21/2007.

Q.2 MEDIA ARTICLES

- [1] Parks, N., “West Ashley Sofa Super Store ablaze, roof collapses, smoke visible for miles,” *The Post and Courier*. Jun. 18, 2007. http://www.postandcourier.com/news/2007/jun/18/sofa_super_store_ablaze/.
- [2] Bartelme, T., Haglund, N., Parks, N., and Smith, G., “Names released of nine firefighters killed in Sofa Super Store in West Ashley,” *The Post and Courier*. Jun. 19, 2007. http://www.postandcourier.com/news/2007/jun/19/firefighters_lost/.
- [3] Associated Press, “9 firefighters die in S. C. blaze,” *msnbc.com*. Jun. 20, 2007. <http://www.msnbc.msn.com/id/19301684>.
- [4] Smith, B., “Charleston Blaze Kills 9 Firefighters,” *washingtonpost.com*. Jun. 20, 2007. <http://www.washingtonpost.com/wp-dyn/content/article/2007/06/19/AR2007061900336.html?hpid=topnews>.
- [5] “Cause of death of firefighters was smoke inhalation and burns,” *The Post and Courier*. Jun. 20, 2007. http://www.postandcourier.com/news/2007/jun/20/cause_death_firefighters_was_smoke_inhalation_and/.

- [6] Bartelme, T., Behre, R., Birmingham, N., Fennell, E., Findlay, P., Haglund, N., Johnson, J., Menchaca, R., and Petersen, B., "Fallen Firefighters," *The Post and Courier*. Jun. 20, 2007. http://www.postandcourier.com/news/2007/jun/20/nine_fallen_firefighters/.
- [7] Stech, K., "Rescued from the flames," *The Post and Courier*. Jun. 20, 2007. http://www.postandcourier.com/news/2007/jun/20/rescued_from_flames/.
- [8] Stech, K., "2 St. Andrews firefighters saved store employee," *The Post and Courier*. Jun. 21, 2007. http://www.postandcourier.com/news/2007/jun/21/st_andrews_firefighters_saved_store_employee/.
- [9] Menchaca, R. "911 transcripts from Monday's fire released," *The Post and Courier*. Jun. 21, 2007. http://www.postandcourier.com/news/2007/jun/21/911_transcripts_mondays_fire_released/.
- [10] Behre, R., "Lack of sofa store sprinkler system prompts debate over requirements," *The Post and Courier*. Jun. 21, 2007. http://www.postandcourier.com/news/2007/jun/21/lack_sofa_store_sprinkler_system_prompts_debate/.
- [11] Menchaca, R. and Smith, G., "Loss prompts grief, provokes questions," *The Post and Courier*. Jun. 21, 2007. http://www.postandcourier.com/news/2007/jun/21/grief_questions/.
- [12] "Sofa Super Store showed no signs of danger for firefighters," *The Post and Courier*. Jun. 21, 2007. http://www.postandcourier.com/news/2007/jun/21/sofa_super_store_showed_no_signs_danger_firefighte/.
- [13] Parks, N., "A solemn day," *The Post and Courier*. Jun. 22, 2007. http://www.postandcourier.com/news/2007/jun/22/a_solemn_day/.
- [14] Smith, G., "Faces of those lost haunt survivors," *The Post and Courier*. Jun. 22, 2007. http://www.postandcourier.com/news/2007/jun/22/faces_those_lost_haunt_survivors/.
- [15] Findlay, P., "Husband saw store as posing great risk," *The Post and Courier*. Jun. 22, 2007. http://www.postandcourier.com/news/2007/jun/22/firefighter_saw_store_as_posing_great_risk/.
- [16] Bartelme, T., and Menchaca, R., "Steel trusses like those in the Sofa Super Store can mask growing fires," *The Post and Courier*. Jun. 22, 2007. http://www.postandcourier.com/news/2007/jun/22/steel_trusses_those_sofa_super_store_can_mask_grow/.
- [17] "ATF National Response Team Origin and Cause Report: Sofa Super Store Fire"; Investigation Number 763010-07-0172; Report Number 32, June 22, 2007. *The Post and Courier*.
- [18] Bartelme, T. and Menchaca, R., "Danger can hide in roof trusses," *The Post and Courier*. Jun. 23, 2007. http://www.postandcourier.com/news/2007/jun/23/danger_can_hide_roof_trusses/.
- [19] "Fire started in loading dock, ATF confirms," *The Post and Courier*. Jun. 23, 2007. http://www.postandcourier.com/news/2007/jun/23/fire_started_loading_dock_atf_confirms/.
- [20] Stech, K., "Super Sofa Store building had long history," *The Post and Courier*. Jun. 23, 2007. http://www.postandcourier.com/news/2007/jun/23/super_sofa_store_building_had_long_history/.
- [21] Mitchell, O., "Deadly Fire Investigation," *WCBD-TV2*. Jun. 24, 2007.
- [22] Kropf, S. and Stech, K., "Fire began at store's loading dock," *The Post and Courier*. Jun. 24, 2007. http://www.postandcourier.com/news/2007/jun/24/fire_began_at_stores_loading_dock/.
- [23] Menchaca, R. and Pardue, D., "Local, federal guidelines in conflict," *The Post and Courier*. Jun. 24, 2007. http://www.postandcourier.com/news/2007/jun/24/local_federal_guidelines_conflict/.

- [24] Stech, K., "Blaze started in illegally built area," *The Post and Courier*. Jun. 26, 2007. http://www.postandcourier.com/news/2007/jun/26/blaze_started_illegally_built_area/.
- [25] Findlay, P., "If firefighters see furniture, they see fuel," *The Post and Courier*. Jun. 27, 2007. http://www.postandcourier.com/news/2007/jun/27/if_firefighters_see_furniture_they_see_fuel/.
- [26] Menchaca, R. and Pardue, D., "Fire union wants changes," *The Post and Courier*. Jun. 28, 2007. http://www.postandcourier.com/news/2007/jun/28/fire_union_wants_changes/.
- [27] Bartelme, T., "Sofa store lacked smoke detectors," *The Post and Courier*. Jun. 29, 2007. http://www.postandcourier.com/news/2007/jun/29/sofa_store_lacked_smoke_detectors/.
- [28] Parks, N., "Reporting on tragedy hits home," *The Post and Courier*. Jun. 30, 2007. http://www.postandcourier.com/news/2007/jun/30/reporting_on_tragedy_hits_home/.
- [29] Menchaca, R., "Smokers always were careful, store employee says," *The Post and Courier*. Jun. 30, 2007. http://www.postandcourier.com/news/2007/jun/30/smokers_always_were_careful_store_employee_says/.
- [30] Menchaca, R. and Smith, G., "Are City of Charleston's firefighting techniques too bold?" *The Post and Courier*. Jul. 1, 2007. http://www.postandcourier.com/news/2007/jul/01/tradition_risk/.
- [31] Parks, N., "Firefighters to be interviewed by NIOSH investigators," *The Post and Courier*. Jul. 6, 2007. http://www.postandcourier.com/news/2007/jul/06/firefighters_be_interviewed_by_niosh_investigato/.
- [32] Phillips, S., "Report that second-guessed firefighters falls short," *The Post and Courier*. Jul. 6, 2007. http://www.postandcourier.com/news/2007/jul/06/report_second_guessed/.
- [33] Findlay, P., "Department's insurance rating could be re-evaluated," *The Post and Courier*. Jul. 15, 2007. http://www.postandcourier.com/news/2007/jul/15/departments_insurance_rating_could_be_re10621/.
- [34] Smith, G., "Charleston launches own investigation into tragedy," *The Post and Courier*. Jul. 26, 2007. http://www.postandcourier.com/news/2007/jul/26/charleston_launches_own_investigation_in11460/.
- [35] Menchaca, R. and Smith, G., "Lapse in protection concerns some experts," *The Post and Courier*. Jul. 26, 2007. http://www.postandcourier.com/news/2007/jul/26/lapse_protection_concerns_some_experts11434/.
- [36] Kropf, S., "Injunction preserves wreckage of sofa store inferno," *The Post and Courier*. Jul. 26, 2007. http://www.postandcourier.com/news/2007/jul/26/injunction_preserves_wreckage_sofa_store11455/.
- [37] Menchaca, R. and Smith, G., "Heat sensors weren't used in fatal fire," *The Post and Courier*. Jul. 29, 2007. http://www.postandcourier.com/news/2007/jul/29/heat_sensors_werent_used_fatal_fire11687/.
- [38] Menchaca, R., "Panel assembled to review fatal blaze," *The Post and Courier*. Aug. 3, 2007. http://www.postandcourier.com/news/2007/aug/03/panel_assembled_review_fatal_blaze12080/.
- [39] Menchaca, R. and Smith, G., "Agency to study sofa store fire," *The Post and Courier*. Aug. 4, 2007. http://www.postandcourier.com/news/2007/aug/04/agency_study_sofa_store_fire12144/.
- [40] Menchaca, R. and Smith, G., "Anguish, courage," *The Post and Courier*. Aug. 11, 2007. http://www.postandcourier.com/news/2007/aug/11/anguish_courage/.

- [41] Beam, A., "Pleas and prayers amid the flames," *The Charlotte Observer*. Aug. 11, 2007. <http://www.charlotte.com/112/story/232235.html>.
- [42] Menchaca, R. "Fire experts: Charleston Fire Dept. must change," *The Post and Courier*. Aug. 18, 2007. http://www.postandcourier.com/news/2007/aug/18/fire_panel_cfd_must_change13370/.
- [43] Menchaca, R. and Smith, G. "Trapped: The story of nine Charleston firefighters' deaths," *The Post and Courier*. Aug. 19, 2007. http://www.charleston.net/news/2007/aug/19/trapped_story_nine_charleston_firefighters_deaths/.
- [44] Kropf, S. and Smith, G., "Investigators seize more fire evidence," *The Post and Courier*. Aug. 22, 2007. http://www.postandcourier.com/news/2007/aug/22/investigators_seize_more_fire_evidenceit13652/.
- [45] Bartelme, T., "After 11 months, origin of blaze not known," *The Post and Courier*. May 16, 2008. <http://archives.postandcourier.com/archive/arch08/0508/arc05166264227.shtml>.
- [46] Menchaca, R. and Smith, G., "Report: Fire Department's culture, store's code violations created time bomb," *The Post and Courier*. May 16, 2008. <http://archives.postandcourier.com/archive/arch08/0508/arc05166264245.shtml>.
- [47] "What's next?" *The Post and Courier*. May 16, 2008. http://www.postandcourier.com/news/2008/may/16/whats_next/?print.
- [48] Pardue, D., and Smith, G., "Hidden Killer," *The Post and Courier*. Jun. 7, 2009. <http://archives.postandcourier.com/archive/arch09/0609/arc06078086223.shtml>.
- [49] Mccue, D. "Updated: Firefighters sue Sofa Store, others (includes links to complaints)," *Charleston City Paper*. Jan. 26, 2010. <http://www.charlestoncitypaper.com/charleston/four-firefighters-sue-over-ill-effects-of-sofa-store-fire/Content?oid=1710626>.

Q.3 WEB PAGES

- [1] Harrison, S., "Site of Fatal Charleston Fire Lacked Permit," *Engineering News Record*. Jun. 23, 2007. <http://www.enr.com>.
- [2] "Large Store Fire Tactics," Firetactics.Com. *3D Firefighting*. SOG5050/2007/1. Jun. 25, 2007. <http://www.firetactics.com>.
- [3] "Update: Charleston Fire Department Claims Boosters Were Lifelines," *Firefighter Hourly*. Jul. 16, 2007. http://www.firefighterhourly.com/firefighter_hourly/2007/07/update-charlest.html.
- [4] "Charleston Fire: Flashover Is Nothing New," *Firefighter Hourly*. Jul. 29, 2007. http://www.firefighterhourly.com/firefighter_hourly/2007/07/charleston-f-12.html.
- [5] "Charleston Fire: Thermal Imagers Not In Use," *Firefighter Hourly*. Jul. 29, 2007. http://www.firefighterhourly.com/firefighter_hourly/2007/07/charleston-f-13.html.
- [6] "Charleston Fire: Early Signs of Fire above Ceiling?" *Firefighter Hourly*. Jul. 30, 2007. http://www.firefighterhourly.com/firefighter_hourly/2007/07/charleston-f-15.html.
- [7] "Charleston Fire: Road to Recovery," *Firefighter Hourly*. Jul. 30, 2007. http://www.firefighterhourly.com/firefighter_hourly/2007/07/charleston-f-14.html.

- [8] "Lawsuit filed over the death of Charleston firefighter Melvin Champaign," Oct. 1, 2007. *Motley Rice Attorneys at Law*. <http://www.motleyrice.com/news/view/lawsuit-filed-over-the-death-of-charleston-sc-firefighter-melvin-champaign>.
- [9] "Last Chance to Evacuate?" Firetactics.Com; SOG5050/2007/1; June 25, 2007; <http://www.firetactics.com>.
- [10] Sofa Super Store. <http://sofasuperstore.com/default.asp>.

Q.4 OTHER RESOURCES

- [1] "Wrongful Death and Survival Action," Carl Champaign, Sr. vs. Sofa Super Store, Inc., Golden Family Limited Partnership, RLB, Inc., and etc., *State of South Carolina County of Charleston In the Court of Common Pleas Ninth Judicial Circuit*, Case No. 07-CP-10-3186. Oct. 1, 2007.
- [2] Baker, F. J., "Lessons Learned Charleston Sofa Super Store Fire: Part 1," The American Society of Safety Engineers. *Perspectives*. Vol. 8, No. 2. 2009.
- [3] Baker, F. J., "Lessons Learned Charleston Sofa Super Store Fire: Part 2," The American Society of Safety Engineers. *FireLine*. Vol. 1, No. 1, pp. 4-8. 2009.

