

A11102 542870

NBS Special Publication 260

NBS Standard Reference Materials Catalog 1986-87




U.S. Department of Commerce
National Bureau of Standards

NAT'L INST. OF STAND & TECH



A11107 257925

NBS
PUBLICATIONS



QC
100
U57
No.260
1986
c.2

TO ORDER
PHONE 301/921-2045



UNITED STATES DEPARTMENT OF COMMERCE
National Bureau of Standards
Gaithersburg, Maryland 20899

Dear Colleague:

I hope that you find this new Standard Reference Materials Catalog to be the best edition we have issued. We have tried to make it user oriented to help you find the materials you need both quickly and easily. We think, and hope you will agree, that the revised alphabetical index is a major improvement over earlier editions.

Because finding the right SRM out of almost 1,000 can be difficult, I would like to suggest the following approach:

1. Start with the Contents,
2. Flip through the Catalog to see its organization,
3. Browse through the Alphabetical Index.

Most of the materials are classified by matrix (such as steel) or by use (such as clinical chemistry). However, with such diverse offerings, the categories are not mutually exclusive, and you may find some materials of interest to you in any part of the Catalog.

The 1984-1985 Catalog went to about 45,000 people. At least 60,000 copies of this one will be distributed. I think this indicates an increasing interest in quality measurements. We are happy to be part of this tradition and welcome you to the growing family of SRM users.

Sincerely,

Stanley D. Rasberry

P.S. Please do not hesitate to call us if you have any questions about the SRM's described, their availability, or if you cannot find what you need. We would be happy to have your suggestions for improved service and new SRM's (see Guide for Requesting the Development of New SRM's).

NBS Standard Reference Materials Catalog 1986-87

NBS
RESEARCH
INFORMATION
CENTER

R. W. Seward, Editor

Office of Standard Reference Materials
National Bureau of Standards
Gaithersburg, MD 20899

CAUTION: The values shown in the catalog are nominal values only. Users should consult the certificate issued with an SRM for the certified values.



U.S. Department of Commerce
Malcolm Baldrige, Secretary
National Bureau of Standards
Ernest Ambler, Director

Issued June 1986

TO ORDER
PHONE 301/921-2045
Telex TRT 197674NBS UT
See page 7 for
ORDERING
INSTRUCTIONS

National Bureau of Standards
Special Publication 260
Supersedes NBS Spec. Publ. 260, 1984-85 ed.
Nat. Bur. Stand. (U.S.), Spec. Publ. 260, 1986-87 ed.,
160 pages (June 1986)
CODEN: XNBSAV

U.S. GOVERNMENT PRINTING OFFICE
WASHINGTON: 1986

For sale by the Superintendent of Documents,
U.S. Government Printing Office, Washington, DC 20402

Contents

ABSTRACT AND KEY WORDS, 1

PROGRAM INFORMATION, 3

- Definitions, 3
- SRM Catalog, 4
- Preparation and Availability of Standard Reference Materials, 4
- Guide for Requesting Development of Standard Reference Materials, 4

ORDERING STANDARD REFERENCE MATERIALS, 7

- General, 7
- Terms, 8
- Proforma Invoice (Price Quotations), 8
- Domestic Shipments, 8
- Foreign Shipments, 8
- Documentation, 9

CERTIFIED REFERENCE MATERIALS FROM OTHER SOURCES, 10

OTHER SERVICES OF THE NATIONAL BUREAU OF STANDARDS, 11

- Calibration and Related Measurement Services, 11
- Office of Weights and Measures, 11
- Proficiency Sample Programs, 11
- Structural Engineering—High Capacity Testing Machine, 12
- Accreditation of Testing Laboratories, 12
- National Center for Standards and Certification Information, 13
- National Standard Reference Data System, 13

CHEMICAL COMPOSITION, 15

- Ferrous Alloys, 15
 - Steels (Chip Form), 15
 - Plain Carbon Steels, 15
 - Low Alloy Steels, 16
 - Special Low Alloy Steels, 17
 - High Alloy Steels, 18
 - Stainless Steels, 19
 - Tool Steels, 19
 - Steels (Solid Form), 20
 - Low Alloy Steels, 20
 - Stainless Steels, 23
 - Specialty Steels, 24
 - High Temperature Alloys, 24
 - Steelmaking Alloys, 25
 - Cast Irons (Chip Form), 26
 - Cast Steels, White Cast Irons, Ductile Irons, and Blast Furnace Irons (Solid Form), 27

Nonferrous Alloys, 29

- Aluminum-Base Alloys, 29
- Copper-Base Alloys (Chip Form), 30
- Copper-Base Alloys (Solid Form), 31
- Copper "Benchmark", 32
- Lead-Base Alloys, 33
- Nickel-Base Alloys, 33
- Trace Elements in Nickel-Base Superalloys (Chip Form), 34
- Nickel Oxides (Powder Form), 34
- Titanium-Base Alloys (Chip Form), 35
- Titanium-Base Alloys (Solid Form), 35
- Zinc-Base Alloys, 36
- Zirconium-Base Alloys, 37
- Gases in Metals, 38
- High Purity Metals, 39
- Microanalytical, 40
 - Metals for Microanalysis, 40
 - Mineral Glasses for Microanalysis, 41
 - Glasses for Microanalysis, 41
 - Glass Fibers for Microanalysis, 42
- Primary, Working, and Secondary Chemicals, 43
- Microchemicals, 43
- Spectrometric Solutions, 44
- Clinical Laboratory, 46
 - Serum Reference Materials, 47
- Biological Materials, 48
 - Food and Beverage, 48
 - Ethanol Solutions, 49
 - Agriculture, 49
- Environmental Materials, 51
 - Analyzed Gases, 51
 - Permeation Devices, 54
 - Analyzed Liquids and Solids, 54
 - Simulated Rainwaters, 55
 - Sulfur in Fossil Fuels, 56
 - Trace Elements, 57
 - Organic Constituents, 59
 - GC/MS System Performance, 62
- Industrial Hygiene, 64
 - Freeze-Dried Urine, 64
 - Materials on Filter Media, 64
 - Thin Films for X-ray Fluorescence, 64
 - Respirable Quartz, 65
 - Asbestos, 65
- Lubricating Materials, 66
 - Metallo-Organic Compounds, 66
 - Catalyst Package for Lubricant Oxidation, 66
 - Wear-Metals in Oil, 67

- Fertilizers, 68
- Ores, 69
- Rocks, Minerals, and Refractories, 72
- Carbides, 74
- Glasses, 75
- Cements, 76
- Trace Elements, 77
- Nuclear Materials, 78
 - Special Nuclear Materials, 78
 - Plutonium Assay, 78
 - Plutonium Isotopic, 78
 - Uranium Assay, 79
 - Uranium Isotopic, 79
 - Special Nuclear Containers, 80
 - Radiation Dosimetry, 80
 - Fission Track Glasses, 80
- Stable Isotopic Materials, 81
- PHYSICAL PROPERTIES, 83**
 - Ion Activity, 83
 - pH, 83
 - pD, 83
 - Ion-Selective Electrodes, 84
 - Metrology, 84
 - Scanning Electron Microscope, 84
 - Optical Microscope Linewidth-Measurement, 85
 - Depth Profiling, 85
 - Coating Thickness, 86
 - Nonmagnetic Coating on Magnetic Substrate, 86
 - Magnetic Coating on Magnetic Substrate, 86
 - Coating Weight, 87
 - Gold Coating on Glass Sealing Alloy, 87
 - Gold Coating on Nickel, 87
 - Glass, 87
 - Chemical Resistance (Durability) of Glass, 87
 - Electrical Properties of Glass, 88
 - Viscosity, 88
 - Viscosity Fixpoints, 88
 - Relative Stress Optical Coefficient, 89
 - Glass Liquidus Temperature, 89
 - Elasticity, 89
 - Density, 90
 - Microhardness, 90
 - Ultrasonics, 90
 - Polymers, 91
 - Molecular Weight, 91
 - Rheology, 92
 - Heat, 92
 - Calorimetric, 92
 - Combustion, 92
 - Solution, 93
 - Heat Source, 93
 - Enthalpy and Heat Capacity, 93
 - Differential Scanning Calorimetry, 94
 - Differential Thermal Analysis, 94
 - Superconductive Thermometric Fixed Point Devices, 95
 - Freezing Point Materials, 96
 - Defining Fixed Points—IPTS 68, 96
 - Secondary Reference Points, 96
 - Melting Point Materials, 96
 - Laboratory Thermometer, 97
 - Thermocouple Material, 97
 - Vapor Pressure, 98
 - Thermal Conductivity, 98
 - Thermal Expansion, 99
 - Magnetic, 99
 - Magnetic Susceptibility, 99
 - Magnetic Moment, 99
 - Optical, 100
 - Spectrophotometric, 100
 - Reflectance, 101
 - Specular Spectral Reflectance, 101
 - Directional-Hemispherical Reflectance, 101
 - Refractive Index, 102
 - Optical Rotation, 102
 - Radioactivity, 103
 - Alpha-particle, Beta-particle, Gamma-ray, and Electron-capture Solutions, 104
 - Alpha-Particle Point-Sources, 105
 - Radiocarbon Dating and Ground Water Studies, 105
 - Gaseous Materials, 105
 - Gamma-ray and X-ray Point-Sources, 106
 - Low-Energy Photon Point-Sources, 106
 - Radium-226 Solutions, 107
 - Radon Analysis, 107
 - Gamma-ray Solutions, 107
 - Environmental Natural Matrix Materials for Traceability Tests, 107
 - Radiopharmaceuticals, 108
 - Special Nuclear Material Packaging, 109
 - Metallurgical, 109
 - Abrasive Wear, 109
 - Corrosion, 110
 - Electrochemical Potential and Thickness, 110
 - Pitting or Crevice Corrosion, 110
 - X-ray Fluorescent Emission Target, 111
 - X-ray Diffraction, 111
 - Gas Transmission, 111
 - Reference Fuels, 112
 - Electrical Resistivity and Conductivity, 112
 - Metals, 112
 - Silicon, 112
 - Residual Resistivity Ratio, 113
 - Eddy Current, 113
 - Superconducting Critical Current, 113
 - Dye Penetrant Test Blocks, 113

ENGINEERING MATERIALS, 115

Standard Rubbers and Rubber-Compounding
Materials, 115

Sizing, 116

Particle Size, 116

Cement Turbidimetric and Fineness, 116

Surface Area, 117

Performance Standards, 117

Socketed Ball Bar, 117

Radiographic Image Quality, 118

Surface Roughness, 118

Color, 119

X-ray and Photographic, 119

Magnetic Computer Storage Media, 120

Centerline Drawings for Optical Character
Recognition, 122

Fire Research, 123

Surface Flammability, 123

Smoke Density Chamber, 123

Flooring Radiant Panel, 123,

ADDITIONAL INFORMATION, 125

Numerical List of NBS Special Publications in the
260 Series, 125

Calibration Services Contacts, 130

INDICES, 133

Numerical Index of Standard Reference Materials
(Name and Certificate Date), 133

Alphabetical Index by Standard Reference
Material Name and Category, 143

Program and
Sales Information

Chemical Composition

Physical Properties

Engineering Materials

Indices

Abstract and Key Words

National Bureau of Standards Standard Reference Materials 1986-87 Catalog

This catalog describes the Standard Reference Materials (SRM's) currently available from the National Bureau of Standards (NBS), lists those in preparation, and provides ordering information. The descriptions provide nominal values for these SRM's. Certified values are provided in the certificates that accompany each SRM. Price Lists for SRM's are issued as separate supplements to this catalog and include new SRM's as they are issued.

Key Words: analysis, calibration, characterization, composition, concentration, materials, measurement, property, quality assurance, quality control, reference materials, Standard Reference Materials, standardization.





Program Information

The National Bureau of Standards (NBS) offers for sale over 900 different materials through its Office of Standard Reference Materials. These materials are primarily Standard Reference Materials (SRM's) certified for their chemical composition, chemical property, or physical property, but include other reference materials. All materials bear distinguishing names and numbers by which they are permanently identified. Thus, each material bearing a given description is identical (within the specified limits) to every other sample bearing the same designation—with the exception of individually certified items, which are further identified by serial number.

Definitions

From "Terms and definitions used in connection with reference materials," ISO Guide 30-1981 (E):

1. "Reference Material (RM): A material or substance one or more properties of which are sufficiently well established to be used for the calibration of an apparatus, the assessment of a measurement method, or for assigning values to materials."
2. "Certified Reference Material (CRM): A reference material one or more of whose property values are certified by a technically valid procedure, accompanied by or traceable to a certificate or other documentation which is issued by a certifying body."

NBS Standard Reference Materials (SRM's): Certified reference materials issued by NBS. These are well-characterized materials produced in quantity to improve measurement science. SRM's are certified for specific chemical or physical properties, and are issued by NBS with certificates that report the results of the characterization and indicate the intended use of the material. They are prepared and used for three main purposes:

- (1) To help develop accurate methods of analysis (reference methods);
- (2) To calibrate measurement systems used to:
 - (a) facilitate exchange of goods,
 - (b) institute quality control,
 - (c) determine performance characteristics, or
 - (d) measure a property at the state-of-the-art limit; and
- (3) To assure the long-term adequacy and integrity of measurement quality assurance programs.

NBS certified values are obtained by one of three routes of measurement:

- (1) A previously validated reference method,
- (2) Two or more independent, reliable measurement methods, or
- (3) A network of cooperating laboratories, technically competent and thoroughly knowledgeable with the material being tested.

These measurement routes are described in "The Role of Standard Reference Materials in Measurement Systems," NBS Monograph 148, 54 pages (Jan 1975).

Reference Materials (RM's) listed in this catalog are sold by, but not certified by, NBS. They meet the ISO definition for RM's, and many meet the definition for CRM's. The documentation issued with these materials is either a:

- (1) "Report of Investigation," the sole authority of which is the author of the report. RM's are intended to further scientific or technical research on that particular material. The principle consideration in issuing an RM is to provide a homogeneous material so that investigators in different laboratories are assured that they are investigating the same material.
- (2) "Certificate," issued by the certifying agency (other than NBS), e.g., other national laboratories, other government agencies, other standardizing bodies, or other non-profit organizations. When deemed to be in the public interest and when alternate means of national distribution do not exist, NBS acts as the distributor for such materials. This service is available to organizations that qualify and have the reference materials that would help meet national measurement needs.



Project managers Ray McKenzie (left) and Bob Alvarez (right) discuss program plans with Stan Rasberry, chief of the Office of Standard Reference Materials (center).

SRM Catalog

New catalogs of NBS Standard Reference Materials are published approximately every two years, listing materials available and materials in preparation, and deleting discontinued materials. Catalog supplements (Price Lists) are issued simultaneously with new catalogs and approximately every six months to keep the catalog current between editions. These supplements list current prices, and reflect any changes in material availability—listing new and renewed materials and dropping discontinued ones.

The numerical values given in this catalog to describe the materials' properties are **NOMINAL** values only and are to be used only as guides in selecting SRM's. They are **NOT TO BE USED** in place of the values given on the certificate issued with the materials.

Two indices are provided for user convenience. The first is an alphabetical index that lists categories of materials, elements, and names of materials. The second is a numerical index that lists the numbers, names, and certificate dates of the materials in the catalog.

Preparation and Availability of Standard Reference Materials

New and renewal SRM's are being prepared continually. These SRM's are included in the next edition of the catalog and its supplements. Prospective users that have requested that their names be added to the SRM mail list are notified as these new items become available. To have your name placed on this mail list, please write to the address given below.

Renewal SRM's are intended to be completed before the supply of an existing SRM is exhausted. This is not always possible and an SRM may be out-of-stock for a time. When this occurs, those ordering the material are so notified and possible substitutes (if any) are suggested. When a renewal is issued, customers who have ordered the previous lot are promptly notified of the price and availability of the renewal. If little demand exists or if an alternate source of supply becomes available, production of an SRM may be discontinued permanently.

Renewal SRM's are not identical to the preceeding lot; however, they meet the same specifications and can be used for the same purpose. For example, the first 0.1 percent carbon Bessemer steel was prepared in 1909 (Standard Sample No. 8). Since then a number of renewals, 8a, 8b, 8c, etc., were prepared. The current SRM 8j, Bessemer Steel (Simulated), 0.1% C, represents the eleventh lot of the material. Each lot differs somewhat in detailed analysis, thus the use of the specific certificate for that lot is essential.

Guide for Requesting Development of Standard Reference Materials

The National Bureau of Standards has the function to develop, produce, and distribute Standard Reference Materials (SRM's) that provide a basis for comparison of measurements on materials, and that aid in the control of production processes. To perform this function, the Office of Standard Reference Materials evaluates the requirements of science, industry, and government for carefully characterized reference materials, and directs their production and distribution.



Production manager Tom Gills, deputy chief Bill Reed, and project manager Dick Seward review SRM production costs.

NBS currently has over 900 SRM's available, about 100 new ones in preparation, and requests for the production of many others.

To be an SRM, a candidate material must meet one or more of these criteria:

1. It would permit users to attain more accurate measurements.
2. Its production elsewhere would not be economically or technically feasible.
3. It would be an industry-wide standard for commerce from a neutral source not otherwise available.
4. Its production by NBS would provide continued availability of a well-characterized material important to science, industry, or government.

NBS has recognized and responded to requests to enlarge the scope of the SRM program to include all types of well-characterized materials for use in calibrating measurement systems, or for producing scientific data that can be referred to a common base. However, the requests for new SRM's greatly exceed the Bureau's capacity to produce and certify such materials. Consequently, requests for new SRM's of limited use, or for which the need is not very great, are deferred in favor of requests that clearly show a critical need. To determine which requests receive top priority, NBS needs and uses information supplied by industry and such interested organizations as the American National Standards Institute, American Nuclear Society, American Petroleum Institute, American Society for Testing and Materials, etc.

Accordingly, while NBS welcomes all requests for developing new SRM's, both NBS and industry would be helped if such requests provide information that permit objective assessment of the urgency and importance of the proposed new reference materials.

Requests for the development of new Standard Reference Materials should provide information such as listed below.

1. Short title of the proposed SRM.
2. Purpose for which the SRM would be used.



Lee Klein manages the sales and marketing program, as well as the SRM data processing system.


3. Reasons why the SRM is needed.
4. Special characteristics and requirements for the material. Include additional requirements and reasons if more than one SRM is necessary for standardization in this area.
5. An estimate of the probable present and future (6-10 year) demand for such an SRM in your operations and elsewhere. (National and international estimates are useful.)
6. Whether such an SRM, or a similar one, could be produced or obtained from a source other than NBS; and if so, justify its preparation by NBS.
7. Miscellaneous pertinent information to aid justification for the SRM, such as: (a) an estimate of the potential range of application, monetary significance of the measurement affected, scientific and technological significance including, when feasible, estimates of the impact upon industrial productivity, growth, quality assurance or control, and (b) supporting letters from industry leaders, trade organizations, interested committees, and others.

All such requests should be addressed to:

Office of Standard Reference Materials
ATTN: SRM Development
Room B311 Chemistry Building
National Bureau of Standards
Gaithersburg, MD 20899



*Dolly Downs (top), Fran Klein (left), and
Patty Brletic prepare certificates and other
documentation for SRM's.*



Ordering Standard Reference Materials

General

Purchase orders for all SRM's, except Special Nuclear Materials, should be addressed to:

Office of Standard Reference Materials
Room B311 Chemistry Building
National Bureau of Standards
Gaithersburg, MD 20899
Telephone: (301) 921-2045
Telex: TRT 197674NBS UT

Purchase orders for Special Nuclear Materials only should be addressed to:

NBS Special Nuclear Standard Reference Materials
U.S. Department of Energy
New Brunswick Laboratory, D-350
9800 South Cass Avenue
Argonne, IL 60439
Telephone: (312) 972-2485
FTS 972-2485

All orders should give the number of units, catalog number, and name of the material requested. For example: "1 each, SRM 79a, Fluorspar (Customs Grade)." The materials described in this catalog are sold only in the units listed or multiples thereof.

Acceptance of an order does not imply acceptance of any provisions set forth in the order contrary to the policy, practice, or regulations of the National Bureau of Standards or the U.S. Government.

In general, orders received for "out-of-stock" material will be filled with the renewal material, if available; otherwise they will be cancelled. Customers are notified when an order is cancelled; and their names are placed on a notification list. This list is used when a renewal material is issued to notify customers



Telephone orders are shipped within three days. Jocelyn Washington, Beth Thomas, and Dana O'Driscoll have direct access to the computer for current sales information and order entry.

of the price and availability of the item. Customers so notified are requested to submit a new order if they still want the item.

For some individually certified SRM's, production lots are small and may entail frequent stock outages. In these cases, the notification list is used to fill orders on a "first come, first served" basis. NOTE: For such SRM's, customers are notified that the SRM is again available and are requested to confirm their original purchase orders.

Terms

Prices quoted are in U. S. dollars (\$), and are published in the catalog supplements (price lists). When price lists are issued, they are sent to persons or organizations on the SRM mail list. These prices are subject to change without notice and orders will be billed for the prices in effect at the time of shipment. No discounts are given on purchases of SRM's or RM's.

Remittances of the purchase price need not accompany the purchase order. Payment of invoices is expected within 30 days of the receipt of the invoice. Payment on foreign orders may be made by any of the following:

- a. Banker's draft against U.S.A. bank,
- b. Bank to bank transfer to U.S.A. bank,
- c. Cash against documents,
- d. Sight draft,
- e. International money order, or
- f. UNESCO coupons.

Letters of credit: If a letter of credit or any method of payment other than those listed above is to be used, the services of an agent in the United States must be secured to act in your behalf. Your agent would purchase the material and our invoice would indicate that the agent is the purchaser. The material would be shipped to your agent, who would tranship in accordance with your instructions.

Late Charges

Unless otherwise notified, payment is due within 30 days of shipment of the order to the customer. U.S. Treasury regulations require that late charges be assessed for each 30-day period, or portion thereof, that the payment is overdue.

Proforma Invoice (Price Quotation)

Proforma service will be provided only to those requiring such service.

Domestic Shipments

Shipments of material (except for certain restricted categories and refrigerated items) intended for the United States and Canada are normally shipped prepaid, providing the parcel does not exceed the weight limitations prescribed by postal laws and regulations. Refrigerated items are shipped collect via air express.

Foreign Shipments

The regulations of various nations covering the importation of SRM's differ widely; any attempt to list all possible variations would be impractical. Therefore, where shipping practices outlined below do not apply, purchasers will be informed of the best method of shipment for their countries.

Most foreign orders will be shipped by prepaid International Air Parcel Post. Exceptions are those items in restricted categories, those items requiring refrigeration, and shipments exceeding parcel post weight limits. These exceptions will be shipped FOB Gaithersburg, MD, unless an agent (shipping or brokerage firm) located in the United States is used. When an agent is required, the purchaser will be notified and will be requested to obtain the services of one and inform us of the agent's name and address. In such cases, the material will be packed for overseas shipment and will be forwarded to the agent FOB Gaithersburg, MD.

Documentation

The documents we furnish are:


- a. Two commercial invoices,
- b. Two sight drafts,
- c. Two packing slips, and
- d. An air waybill for air shipments.

(All documents are printed in English.)

If documents other than those listed above are required, the services of an agent in the United States will be needed to purchase and ship the material.

NOTE: Orders and inquiries submitted in English will be processed more rapidly than those requiring translation.

Top: Phyllis Wagner prepares hazardous-material documentation for SRM's before materials can be shipped. Below from left: Carlton Fisher, Roger Brown, and Gary Proulx pack and ship some 40,000 SRM's each year.



Certified Reference Materials From Other Sources

Certified reference materials (CRM's) are available from many sources. The International Organization for Standardization (ISO), through its Council Committee on Reference Materials (REMCO), has prepared an international Directory of Certified Reference Materials. Inquiries may be directed to:

Dr. M. Parkany
Secretary for REMCO
International Organization for Standardization
1, Rue de Varembe
Case Postale 56
1211 Geneva 20
Switzerland

The International Union of Pure and Applied Chemistry (IUPAC), through its Commission on Physicochemical Measurements and Standards, issues a catalog of CRM's that are useful for the realization of physicochemical properties. It also has prepared a number of related documents. The current IUPAC edition is: "Physicochemical Measurements: Catalogue of Reference Materials from National Laboratories," Revised 1976, *Pure & Appl. Chem.*, **48**, 503-414 (1976).



*Donna Fredericks, systems analyst,
keeps the SRM computer programs
working properly for sales and
inventory control.*

Other Services of the National Bureau of Standards

Some of the other services offered by NBS that may be of interest to SRM users are briefly described below.

Calibration and Related Measurement Services

The measurement services of NBS include the calibration of standards, test of instruments, and certain interlaboratory testing programs. These services are described in NBS Special Publication 250, National Bureau of Standards Calibration Services User Guide, 1986-88 ed. [Available from the Superintendent of Documents, U. S. Government Printing Office, Washington, DC 20402.]

An abbreviated list of the services offered through this program appears under Additional Information. These services are performed at either the NBS Washington laboratories (Gaithersburg, Md.) or those in Boulder, Colo. For additional information on available measurement services, consult Special Publication 250 or write to:

Office of Physical Measurement Services
Room B362 Physics Building
National Bureau of Standards
Gaithersburg, MD 20899

Telephone: (301) 921-2805

Requests for measurement services available in Boulder should be addressed to:

Measurement Services Clerk
National Bureau of Standards
Boulder, CO 80303

Telephone: (303) 497-3753

Office of Weights and Measures

The NBS Office of Weights and Measures operates a Type Evaluation Program which provides for an evaluation of (1) prototype weighing and measuring devices to determine compliance with the requirements of NBS Handbook 44, "Specifications, Tolerances, and Other Technical Requirements for Commercial Weighing and Measuring Devices," (2) standards to determine compliance with the requirements of NBS Handbook 105-1, 105-2, 105-3, "Specifications and Tolerances for Reference Standard and Field Standard Weights and Measures." This program may be used by manufacturers and weights and measures officials in determining the acceptability of devices for commercial use or the suitability of reference and field standards. For information on programs of NBS and the States, write or telephone:

Office of Weights and Measures
Room A617 Administration Building
National Bureau of Standards
Gaithersburg, MD 20899

Telephone: (301) 921-2401

Proficiency Sample Programs

General information on the Proficiency Sample Programs may be obtained from:

Materials Reference Laboratories
National Bureau of Standards
Gaithersburg, MD 20899

Telephone: (301) 921-3481

Information is available on the following programs:

- Proficiency Sample Programs for Hydraulic Cements and Portland Cement Concrete
- Proficiency Sample Programs for Soils, Aggregates, and Bituminous Materials
- Inspection of Cement and Concrete Testing Laboratories
- Inspection of Soils and Bituminous Testing Laboratories

Structural Engineering—High Capacity Testing Machine

The research and testing facilities for structural engineering include a 53-MN (12 million-lbf) capacity universal testing machine believed to be the largest in the world. A significant addition to the nation's facilities for research and testing in the field of large structures, this unique machine is available to do work for the entire technological community upon consideration of requests on a case-by-case basis. This hydraulically operated machine is a vertical, four screw type with the main fixed platen flush with the floor. It is capable of applying 53 MN (12,000,000 lbf) in compression to test specimens up to 17 m (58 ft) in height and 27 MN (6,000,000 lbf) in tension to specimens up to 16 m (53 ft) in length. To extend the versatility of the machine, the reinforced concrete foundation incorporates a floor tie-down system which can accommodate test specimens for transverse loading up to 27 m (90 ft) in length. Calibration of all load ranges indicates that they exhibit errors generally no greater than 0.5 percent of the applied load. For more information, write or telephone:

Structural Engineering Program
Room B168 Building Research
National Bureau of Standards
Gaithersburg, MD 20899

Telephone: (301) 921-3471

Accreditation of Testing Laboratories

General information about the National Voluntary Laboratory Accreditation Program (NVLAP) or application packages may be obtained from:

Manager, Laboratory Accreditation
Room A531 Administration Building
National Bureau of Standards
Gaithersburg, MD 20899

Telephone: (301) 921-3431

Information is available for the following specific testing areas:

- Program for Thermal Insulation Materials
- Program for Freshly Mixed Concrete
- Program for Carpet
- Program for Solid Fuel Room Heaters
- Program for Personnel Dosimeters Processors
- Program for Commercial Products (Paint, Paper, Mattresses)
- Program for Seals and Sealants
- Program for Photographic Film
- Program for Electromagnetic Compatibility and Telecommunication Equipment
- Acoustical Testing Services

National Center for Standards and Certification Information

The National Center for Standards and Certification Information (NCSCI) contains title information or full texts for more than 240,000 engineering or related standards issued by U.S. technical societies, professional organizations, and trade associations; State purchasing offices; U.S. Federal Government agencies; and major foreign national and international standardizing bodies. NCSCI publishes general and specific indices of standards. Information services which are free consist of searching Key-Word-In-Context (KWIC) Indices to determine whether any published standards, specifications, codes, test methods, or recommended practices exist for a given item or product. Inquiries should be directed to:


National Center for Standards and Certification Information
Room B166 Technology Building
National Bureau of Standards
Gaithersburg, MD 20899
Telephone: (301) 921-2587

National Standard Reference Data System

The National Standard Reference Data System (NSRDS) is a nationwide program established to compile and critically evaluate quantitative physical science data and assure its availability to the technical community. The program publishes compilations of critically evaluated data, critical reviews of experimental techniques, and bibliographies. A complete list of NSRDS publications is available from the Office of Standard Reference Data (OSRD). OSRD responds to queries within the scope of the program by providing references, referrals, documentation, or data, as available. Inquiries or requests for information should be directed to:

Office of Standard Reference Data
Room A323 Physics Building
National Bureau of Standards
Gaithersburg, MD 20899
Telephone: (301) 921-2228

*Maintaining stock levels
and scheduling
packaging activities keep
Paul Lundberg busy.*





Metal chips for chemical analysis are produced from large billets, ground, sieved, and blended to form homogeneous lots of metals for certification as SRM's.

Chemical Composition

Ferrous Alloys

Steels (Chip Form)

These SRM's are for checking chemical methods of analysis. They consist of steel alloys selected to provide a wide range of analytical values for elements. They are furnished in 150-gram units (unless otherwise noted) as chips usually sized between 0.4 to 1.2 mm, prepared from selected portions of commercial ingots.

Plain Carbon Steels											
SRM	Type	Chemical Composition (Nominal Weight Percent)									
		C	Mn	P	S	Si			Grav	Comb	
8j	Bessemer (simulated), 0.1C	0.081	0.505	0.095						0.077	0.058
11h	BOH, 0.2C	0.200	0.510	0.010						0.026	0.21 ₁
12h	BOH, 0.4C	0.407	0.842	0.018						0.027	0.235
13g	BOH, 0.6C	0.613	0.853	0.006						0.031	0.35 _s
14f	BOH, 0.8C	0.753	0.410	0.009						0.039	0.172
15g	BOH, 0.1C	0.094	0.485	0.005						0.026	0.095
16f	BOH, 1.1C	0.97	0.404	0.014						0.026	0.214
19g	AOH, 0.2C	0.223	0.554	0.046	0.032					0.033	0.186
20g	AISI 1045	0.462	0.665	0.012						0.028	0.305
152a	BOH, 0.5C (Tin bearing)	0.486	0.717	0.012						0.030	0.202
178	Basic Oxygen 0.4C	0.395	0.824	0.012						0.014	0.163
335	BOH, 0.1C (Carbon only) 300 g	0.092									
337a	BOH, 1.1C (Carbon & Sulfur) 300 g	0.969								0.024	
368	AISI 1211	0.089	0.82	0.084						0.132	0.007
SRM	Cu	Ni	Cr	V	Mo	Co	Ti	Sn	Al (total)	N	Other
8j	0.020	0.113	0.047	0.015	0.038						
11h	0.061	0.028	0.025	0.001			0.004				
12h	0.073	0.032	0.074	0.003	0.006				(0.038)	0.006	
13g	0.066	0.061	0.050	0.001					0.04 _s		
14f	0.072	0.053	0.070	0.002	0.013				0.060		
15g	0.036	0.017	0.028	0.001							
16f	0.006	0.008	0.020	0.002	0.003	0.003					
19g	0.093	0.066	0.374	0.012	0.013	0.012	0.027	0.008	0.031		Nb 0.026
20g	0.034	0.034	0.036	0.002	0.008				0.040		
152a	0.023	0.056	0.046	0.001	0.036			0.032			
178	0.032	0.010	0.016	0.001	0.003						
368	0.010	0.008	0.030	0.001	0.003					0.010	
Values in parentheses are not certified, but are given for information only.											

Low Alloy Steels

SRM	Type	(Other Forms)	Chemical Composition (Nominal Weight Percent)						
			C	Mn	P	S	Si	Cu	
						Grav	Comb		
30f	Cr-V (SAE 6150)		0.490	0.79	0.011		0.009	0.283	0.074
32e	Ni-Cr (SAE 3140)		0.409	0.798	0.008	0.022	0.021	0.278	0.127
33e	Ni-Mo (SAE 4820)		0.186	0.525	0.005		0.009	0.262	0.070
36b	Cr2-Mol		0.114	0.404	0.007		0.019	0.258	0.179
72g	Cr-Mo (SAE X4130)		0.278	0.492	0.009		0.014	0.223	0.011
100b	Manganese (SAE T1340)		0.397	1.89	0.023	0.029	0.028	0.210	0.064
106b	Cr-Mo-Al (Nitalloy G)		0.326	0.506	0.008	0.016	0.017	0.274	0.117
125b	High-Silicon	1134	0.028	0.278	0.029		0.008	2.89	0.071
129c	High-Sulfur		0.125	0.769	0.076		0.245	0.020	0.013
131c	Low Carbon-Silicon (100g)	1218	0.0029				0.020		
139b	Cr-Ni-Mo (AISI 8640)	1222	0.403	0.778	0.013		0.019	0.242	0.097
155	Cr0.5-W0.5		0.905	1.24	0.015	0.010	0.011	0.322	0.083
163	Low Alloy, 1.0 Cr (100g)		0.933	0.897	0.007		0.027	0.488	0.087
179	High-Silicon	1135	0.027	0.094	0.006		0.026	3.19	0.056
291	Cr-Mo (ASTM A213)		0.177	0.55 _o	0.008		0.020	0.23 _o	0.047
293	Cr-Ni-Mo (AISI 8620)		0.222	0.96 _o	0.018		0.022	0.30 _o	0.032
1036	Low Carbon Silicon (Sulfur only, 25 g)						0.0007		
SRM	Ni	Cr	V	Mo	Sn	Al (total)	N	Other	
30f	0.070	0.945	0.182				0.010		
32e	1.19	0.678	0.002	0.023	(0.011)		0.009		
33e	3.36	0.068		0.224		0.030			
36b	0.203	2.18	0.004	0.996					
72g	0.016	0.905	0.003	0.170					
100b	0.030	0.063	0.003	0.237			0.004		
106b	0.217	1.18	0.003	0.199		1.07			
125b	0.038	0.019		0.008	0.003	0.329		Ca0.0051	
129c	0.251	0.014	0.012	0.002					
139b	0.510	0.488	0.004	0.182			0.007		
155	0.100	0.485	0.014	0.039				W0.517	
163	0.081	0.982		0.029			0.007		
179	0.050	0.022	<0.01	0.014	0.004	0.0028			
291	0.065	1.33		0.53 ₈		0.002			
293	0.48 _o	0.51 _o	0.004	0.20 ₄		0.039			

Special Low Alloy Steels

SRM	Type	(Other forms)				C	Mn	P	S	Si	Cu	Ni	Cr
361	AISI 4340	661,1095,1261a				0.383	0.66	0.014	0.014	0.222	0.042	2.00	0.69 ₄
362	AISI 94B17 (Mod)	662,1096,1262a				0.160	1.04	0.041	0.036	0.39	0.50	0.59	0.30
363	Cr-V (Mod)	663,1097,1263a				0.62	1.50	0.02 ₉	0.0068	0.74	0.10	0.30	1.31
364	High Carbon (Mod)	664,1098,1264a				0.87	0.25 ₅	0.01	0.0250	0.06 ₅	0.24 ₉	0.14 ₄	0.06 ₃
365	Iron, Electrolytic	665,1099,1265a				0.0068	0.0056	0.002 ₅	0.0055	0.008 ₀	0.058	0.041	0.007 ₂
SRM	V	Mo	W	Co	Ti	As	Sn	Al (total)	Nb	Ta	Zr	N	Ca
361	0.011	0.19	0.017	0.032	0.020	0.017	0.010	0.02 ₁	0.022	0.020	0.009	(0.0037)	0.0001 ₀
362	0.040	0.068	0.20	0.30	0.084	0.09 ₂	0.016	0.09 ₅	0.29	0.20	0.19	(0.00404)	0.0002 ₁
363	0.31	0.028	0.046	0.048	0.050	0.010	0.10 ₄	0.24	0.049	(0.053)	0.049	(0.0041)	0.0002 ₂
364	0.10 ₅	0.49	0.10	0.15	0.24	0.05 ₂	0.008	(0.008)	0.15 ₇	0.11	0.068	(0.0032)	0.00003
365	0.0006	0.0050		0.007 ₀	0.0006	(0.0002)	(0.0002)	(0.0007)				0.0013	
SRM	B	Pb	Sb	Bi	Ag	Se	Te	Ce	La	Nd	Fe		
361	0.0003 ₇	0.00002 ₅	0.0042	(0.0004)	0.0004	(0.004)	(0.0006)	0.0040	(0.001)	0.0007 ₅	(95.6)		
362	0.0025	0.0004 ₈	0.013	(0.002)	0.0011	(0.0012)	(0.0011)	0.0019	(0.001)	0.0007 ₅	(95.3)		
363	0.0007 ₈	0.0018 ₆	0.002	(0.0008)	0.0037	(0.00016)	(0.0009)	0.0030	(0.002)	0.0012	(94.4)		
364	0.0106	0.023 ₀	0.034	(0.0009)	(0.00002)	(0.00021)	(0.0002)	0.0005 ₇	(0.0002)	0.0001 ₅	(96.7)		
365	0.00012	0.00001 ₉									99.90		
SRM	Mg	Zn	Pr	Ge	O	H	Au	Hf	Sr				
361	0.0002 ₆	(0.0001)	(0.0003)	[0.006]	(0.0009)	(<0.0005)	(<0.00005)	(0.0002)	(<0.0005)				
362	0.0006 ₈	(0.0005)	(0.0003)	[0.002]	(0.00107)	(<0.0005)	(<0.00005)	(0.0003)	(<0.0005)				
363	0.0006 ₂	(0.0004)	(0.0004)	[0.010]	(0.00066)	(<0.0005)	0.0005	(0.0005)					
364	0.00016	[0.001]	(0.0001)	[0.003]	(0.0010)	(<0.0005)	0.0001	(0.0013)	(0.001)				

Values in parentheses are not certified, but are given for information only.
Brackets indicate approximate value from heat analysis.

High Alloy Steels

SRM	Type	(Other Forms)	Chemical Composition (Nominal Weight Percent)							
			C	Mn	P	S		Si	Cu	
						Grav	Comb			
126c	High-Nickel (36% Ni)	1158	0.025	0.468	0.004		0.005	0.194	0.040	
344	Cr15-Ni7-Mo2-Al1		0.069	0.57	0.018		0.019	0.395	0.106	
345	Cr16-Ni4-Cu3		0.048	0.224	0.018	0.012	0.012	0.610	3.44	
346a	Valve Steel	1233	0.502	9.16	0.031		0.002	0.219	0.375	
348	Ni26-Cr15 (A286)		0.044	1.48	0.015		0.002	0.54	0.22	

SRM	Ni	Cr	V	Mo	Co	Ti	Al (total)	Nb	Ta	B	Fe
126c	36.05	0.062	0.001	0.011	0.008						
344	7.28	14.95	0.040	2.40		0.076	1.16				
345	4.24	16.04	0.041	0.122	0.089			0.231	0.002		
346a	3.43	21.08	0.096	0.237	(0.05)	(<0.001)	(0.001)	(0.01)		(<0.001)	N0.415
348	25.8	14.54	0.25	1.3		2.24	0.23			0.0031	53.3



Solid metal SRM's are re-surfaced as needed for optical emission spectroscopy.

Stainless Steels

SRM	Type	(Other Forms)	Chemical Composition (Nominal Weight Percent)								
			C	Mn	P	S	Si	Cu			
73c	Cr13 (SAE 420)		0.310	0.330	0.018	0.036	0.181	0.080			
101f	Stainless (AISI 304 L) (100g)		0.014	0.087	0.008	0.008	0.876	0.030			
121d	Cr17-Ni11-Ti0.3 (AISI 321)	1171	0.067	1.80	0.019	0.013	0.54	0.121			
123c	Cr17-Ni11-Nb0.6 (AISI 348)	1172	0.056	1.7 _s	0.024	0.014	0.59	0.103			
133b	Cr13-Mo0.3-S0.3		0.128	1.07	0.018	0.328	0.327	0.080			
160b	Cr19-Ni12-Mo3	1155	0.044	1.64	0.020	0.018	0.50 ₉	0.172			
166c	Low Carbon (AISI 3162) Carbon Only (100g)		0.0078								
339	Cr17-Ni9-Se0.2 (SAE 303Se)		0.052	0.738	0.129	0.013	0.654	0.199			
343a	Cr16-Ni2 (AISI 431)	1219	0.149	0.42	0.026	0.001	0.545	0.162			
367	Cr24-Ni0.3 (AISI 446)	1267	0.093	0.315	0.018	0.016	0.58				
SRM	Ni	Cr	V	Mo	Co	Ti	Nb	Ta	Pb	Se	N
73c	0.246	12.82	0.030	0.091							0.037
101	9.96	18.49	0.034	0.007	0.088						
121d	11.17	17.4 ₃		0.165	0.10	0.342					
123c	11.3 ₄	17.4 ₆		0.22	0.12		0.65	<0.001			
133b	0.230	12.63	0.071	0.052							
160b	12.2 ₆	18.4 ₅	0.047	2.38	0.10 ₁				0.001		0.03 ₉
339	8.89	17.42	0.058	0.248	0.096					0.247	
343a	2.16	15.64	0.056	0.164	(0.04)	(<0.001)	(0.01)		(<0.0001)		0.078
367	0.29	24.19	0.08								0.168

Tool Steels

SRM	Type	Chemical Composition (Nominal Weight Percent)								
		C	Mn	P			S	Si	Cu	
					Grav	Comb				
50c	W18-Cr4-V1	0.719	0.342	0.022	0.010	0.009	0.311	0.079		
132b	Mo-W-Cr-V	0.864	0.341	0.012		0.004	0.185	0.088		
134a	Mo8-W2-Cr4-V1	0.808	0.218	0.018	0.007	0.007	0.323	0.101		
153a	Co8-Mo9-W2-Cr4-V2	0.902	0.192	0.023	0.007	0.007	0.270	0.094		
SRM		Ni	Cr	V	Mo	W	Co	Sn	As	N
50c		0.069	4.13	1.16	0.082	18.44		0.018	0.022	0.012
132b		0.230	4.38	1.83	4.90	6.28	0.029			
134a		0.088	3.67	1.25	8.35	2.00				
153a		0.168	3.72	2.06	8.85	1.76	8.47			0.024

Steels (Solid Form)

These SRM's are furnished in various forms. The 600 series is for microchemical methods of analysis such as electron probe microanalysis, spark source mass spectrometric analysis, and laser probe analysis. The 1100, 1200, and 1700 series are for optical emission and x-ray spectroscopic methods of analysis. These materials have been prepared to ensure high homogeneity.

NOTE: Values in parentheses are not certified, but are given for additional information on the chemical composition.

Nominal Sizes for Solid Steel SRM's:

600 Series: 3.2 mm ($\frac{1}{8}$ in) diameter, 51 mm (2 in) long.

1100, 1200, and 1700 Series: 31 mm ($1\frac{1}{4}$ in) diameter, 19 mm ($\frac{3}{4}$ in) thick.

C indicates a chill cast sample: 31 mm ($1\frac{1}{4}$ in) diameter, 19 mm ($\frac{3}{4}$ in) thick.

Low-Alloy Steels								
SRM	Type	(Other Forms)	Chemical Composition (Nominal Weight Percent)					
			C	Mn	P	S	Si	
1134	High-Silicon	125b	0.026	0.277	0.028	0.009	2.89	
1135	High-Silicon	179	0.027	0.094	0.006	0.026	3.19	
1136	High-Sulfur	129c	0.11 ₃	0.75 ₅	0.066	0.220	0.018	
1169b	Lead-Bearing		0.1	(1.1)	(0.07)	(0.3)	(0.01)	
1217	Nickel	33e	0.186	0.525	0.005	0.009	0.262	
1218	Low Carbon and Sulfur Silicon	131c	0.0029	0.014	(0.002)	0.0011	(3.2)	
C1221	Resulfurized/Rephosphorized		0.020	0.102	0.090	0.112	0.876	
1222	Cr-Ni-Mo (AISI 8640)	139b	0.43	0.78	0.013	0.022	0.24	
1224	Carbon		0.75	0.41	0.009	0.039	0.173	
1225	Low Alloy (AISI 4130)		0.274	0.48	0.007	0.014	0.221	
1226	Low Alloy		0.085	0.274	0.0022	0.0044	0.231	
1227	Basic Open Hearth, 1% C		0.97	0.402	0.014	0.026	0.215	
1228	Basic Open Hearth, 0.1% C		0.072	0.365	0.004	0.018	0.007	
1254	Ca in Low Alloy (Si)		(0.03)	(0.28)	(0.03)	(0.008)	(2.9)	
*661	1261a	AISI 4340	361,1095	0.39	0.66	0.015	0.015	0.223
*662	1262a	AISI 94B17 (Mod)	362,1096	0.163	1.05	0.044	0.037	0.40
*663	1263a	Cr-V (Mod)	363,1097	0.57	1.50	0.02 ₉	0.0055	0.74
*664	1264a	High Carbon (Mod)	364,1098	0.871	0.25 ₈	0.010	0.025	0.066
*665	1265a	Electrolytic Iron	365,1099	0.008	0.0057	0.002 ₅	0.0059	0.0080
	1269	Low Alloy (AISI 1526, Mod)		0.298	1.35	0.012	0.0061	0.189
	1270	Cr-Mo Low Alloy		0.077	0.626	0.0065	0.0065	0.247
	C1285	Low Alloy (A242 Mod)		0.058	0.332	0.072	0.020	0.36
	1286	Low Alloy (Hy 80)		0.196	0.152	0.008	0.017	0.130
	1761	Low Alloy A		(IN PREP)				
	1762	Low Alloy B		(IN PREP)				

Low-Alloy Steels (Continued)

SRM	Type	(Other Forms)	Chemical Composition (Nominal Weight Percent)				
			C	Mn	P	S	Si
1763	Low Alloy C		(IN PREP)				
1764	Low Alloy D		(IN PREP)				
1765	Low Alloy E		(IN PREP)				
1766	Low Alloy F		(IN PREP)				
1767	Low Alloy G		(IN PREP)				

SRM	Cu	Ni	Cr	V	Mo	W	Co	Ti
1134	0.070	0.038	0.019		0.008			
1135	0.056	0.050	0.022	<0.01	0.014			
1136	0.014	0.270	0.014	0.012	0.002			
1169b	(0.07)	(0.04)	(0.05)	(0.001)	(0.01)			
1217	0.070	3.36	0.068	(0.001)	0.224		(0.06)	(0.001)
1218	0.003	(0.002)	0.006	(<0.001)	(0.003)		(0.002)	(0.004)
C1221	0.041	0.067	0.049	(0.0007)	0.038		(0.010)	(0.0014)
1222	0.097	0.51	0.48	0.005	0.18		(0.016)	(0.002)
1224	0.072	0.054	0.071	0.002	0.013			
1225		0.018	0.91	0.004	0.166			
1226	0.125	5.42	0.467	0.0018	0.446	(0.005)	0.029	0.0021
1227	0.006	0.007	0.019	0.002	0.003		0.003	(0.0008)
1228	0.012	0.018	0.016	<0.001	0.009			
1254	(0.07)	(0.04)	(0.02)		(0.008)			
*661	1261a	0.042	1.99	0.69	0.011	0.19	0.017	0.032
*662	1262a	0.51	0.60	0.30	0.04 ₁	0.07 ₆	0.21	0.30
*663	1263a	0.098	0.32	1.31	0.31	0.030	0.046	0.048
*664	1264a	0.250	0.142	0.06 ₆	0.10 ₆	0.49	0.10 ₂	0.15
*665	1265a	0.0058	0.041	0.007 ₂	0.0006	0.005	(0.0004)	0.007 ₆
	1269	0.095	0.108	0.201	0.004	0.036	(0.001)	(0.014)
	1270	0.114	0.174	2.34	0.013	0.956	(0.003)	0.038
	C1285	0.37	1.17	0.80				(0.003)
	1286	0.043	2.81	1.53				

Low-Alloy Steels (Continued)

SRM	As	Sn	Al (total)	B	Pb	Ag	Ge
1134		0.003	0.329				
1135		0.004	0.0028				
1169b					0.193		
1217			0.030				
1218			0.005				Zr(0.002)
C1221			0.111				
1222			(0.038)				
1224			0.060				
1226		(0.003)	0.054				
1227			(0.028)				
1228			0.061				
1254		(0.003)	(0.33)				Ca 0.0053
*661 1261a	0.017	0.011	0.02 ₁	0.0005	0.00002 ₅	0.0004	[0.006]
*662 1262a	0.092	0.016	0.09 ₅	0.0025	0.0004 ₃	(0.001)	[0.002]
*663 1263a	0.010	(0.095)	0.24	0.0009 ₁	0.0022	(0.0037)	[0.010]
*664 1264a	0.05 ₂	[0.005]	(0.008)	0.011	0.024	(0.00002)	[0.003]
*665 1265a	(0.0002)	(0.0002)	(0.0007)	0.00013	0.00001 ₅	(0.000002)	(~0.0014)
1269	(0.006)	(0.039)	0.016	(<0.001)	0.005	(0.0002)	
1270	(0.02)	(0.02)	(0.005)	(0.0033)	(0.0016)	(0.0001)	
SRM	O	N	H	Nb	Ta	Zr	
*661 1261a	(0.0009)	(0.0037)	[<0.0005]	0.022	0.020	0.009	
*662 1262a	(0.0011)	(0.0041)	[<0.0005]	0.30	0.21	0.20	
*663 1263a	(0.0007)	(0.0041)	[<0.0005]	0.049	(0.053)	0.050	
*664 1264a	[0.0017]	[0.003]	[<0.0005]	0.15 ₇	0.11	0.69	
*665 1265a	(0.0063)	(~0.0011)	(~0.0001)		(<0.00005)	(<0.00001)	
SRM	Sb	Bi	Ca	Mg	Te	Zn	
*661 1261a	0.0042	0.0004	(<0.0001)	(0.0001)	0.006	(0.0001)	
*662 1262a	0.012 ₆	(0.002)	(0.0002)	(0.0006)	(0.0005)	(0.0005)	
*663 1263a	0.002	(0.0008)	(<0.0001)	(0.0005)	(0.0022)	(0.0004)	
*664 1264a	(0.035)	(0.0009)	(<0.0001)	(0.0001)	[0.0002]	[0.001]	
*665 1265a	-(<0.00005)	-(<0.00001)	-(<0.00001)	-(<0.00002)	-(<0.00001)	(<0.0001)	
SRM	Au	Ce	Hf	La	Nd	Pr	Fe
*661 1261a	(<0.00005)	0.0013	[0.0002]	0.0004	0.0003	(0.00014)	(95.6)
*662 1262a	(<0.00005)	(0.0011)	[0.006]	0.0004	(0.0005)	(0.00012)	(95.3)
*663 1263a	0.0005	(0.0016)	[0.0015]	0.0006	(0.0007)	(0.00018)	(94.4)
*664 1264a	0.0001	(0.00025)	[0.005]	0.00007	(0.00012)	(0.00003)	(96.7)
*665 1265a	-(<0.000002)	-(<0.000005)	-(<0.00002)	-(<0.000005)	-(<0.000005)	-(<0.000005)	(99.9)

*SRM's 661, 662, 663, 664, and 665 are sold in a set only as SRM 668.

Values in parentheses are not certified, but are given for information only.

Brackets indicate approximate value from heat analysis.

Stainless Steels

SRM		Type	Other Forms	Chemical Composition (Nominal Weight Percent)							
				C	Mn	P	S	Si	Cu	Ni	Cr
C1151	Cr22-Ni7			0.039	2.50	0.017	0.038	0.38	0.418	7.29	22.70
C1152	Cr18-Ni10			0.148	0.96	0.021	0.0064	0.80	0.102	10.88	17.81
C1153	Cr16-Ni8			0.264	0.50	0.030	0.018	1.07	0.23	8.77	16.69
C1154	Cr19-Ni12			0.086	1.42	0.06	0.053	0.50	0.40	12.92	19.06
1155	Cr18-Ni12-Mo2 (AISI 316)	160b		0.046	1.63	0.020	0.018	0.502	0.169	12.18	18.45
1170b	Selenium-Bearing			(0.052)	(0.738)	(0.129)	(0.013)	(0.654)	(0.199)	(8.89)	(17.42)
1171	Cr17-Ni11-Ti0.3	121d		0.067	1.8 ₆	0.018	0.01 ₃	0.54	0.121	11.2	17.4
1172	Cr17-Ni11-Nb0.6	123c		0.056	1.7 ₆	0.025	0.01 ₄	0.59	0.10 ₅	11.3 ₅	17.4 ₆
1219	Cr16-Ni2 (AISI 431)	343a		0.149	0.42	0.026	0.001	0.545	0.162	2.16	15.64
1223	Chromium Steel	133b		0.127	1.08	0.018	0.329	0.327	0.081	0.232	12.64
1267	AISI 446	367		0.093	0.315	0.018	0.015	0.58		0.29	24.14
C1287	AISI 310 Mod.			0.36	1.66	0.029	0.024	1.66	0.58	21.16	23.98
C1288	A-743			0.056	0.83	0.023	0.010	0.41	3.72	29.3	19.55
C1289	AISI 414 Mod.			0.014	0.35	0.017	0.021	0.156	0.205	4.13	12.12
SRM	V	Mo	Co	Ti	N	Al	Nb	Ta	W	Pb	Zr
C1151	0.037	0.80	0.032							0.0039	
C1152	0.030	0.43	0.22							0.0047	
C1153	0.18	0.24	0.127							0.0054	
C1154	0.135	0.07	0.38							0.0178	
1155	0.047	2.38	0.101							0.001	
1170b	(0.058)(0.248)(0.096)									Se 0.23	
1171		0.16 ₅	0.10	0.34							
1172		0.22	0.12				0.65	<0.001			
1219	0.056	0.164	(0.04)	(<0.001)	0.078	(0.001)	(0.01)	Sn(0.008)	(0.02)	(<0.0001)	B(<0.001)
1223	0.068	0.053			(0.05)	(<0.005)		Sn(0.004)		(0.0001)	
1267	0.08				0.17						
C1287	0.09	0.46	0.31	0.050	(0.034)	(0.06)	(0.07)	O(0.017)		0.008	(0.006)
C1288	0.086	2.83	0.10	0.012	(0.028)	(0.0025)	(0.22)	O(0.029)	(0.2)	0.0041	(0.002)
C1289	0.007	0.82	0.035	0.005	(0.017)	(0.0016)	(0.10)	O(0.027)		0.0005	(0.001)

Values in parentheses are not certified, but are given for information only.

Specialty Steels

SRM	Type	Chemical Composition (Nominal Weight Percent)											
		C	Mn	P	S	Si	Cu	Ni	Cr	V	Mo	W	Co
1157	Tool (AISI M2)	0.836	0.34	0.011	0.004	0.18	0.088	0.228	4.36	1.82	4.86	6.28	0.028
1158	High-Nickel (Ni 36)	0.025	0.468	0.004	0.005	0.194	0.039	36.03	0.062	0.001	0.010		0.008
1233	Valve Steel (IN PREP)												

High-Temperature Alloys

SRM	Type	Chemical Composition (Nominal Weight Percent)										
		C	Mn	P	S	Si	Cu					
1199*	L 605	(0.14)	1.42	(0.005)		0.83						
1200*	S 816	(0.40)	1.34	(0.015)		0.86						
1207-2	Waspaloy	0.083	0.29 ₅	0.005	0.009	0.61 ₅	0.033					
1244	Inconel 600	0.062	0.29	0.010	0.003	0.12	0.26					
1245	Inconel 625	0.036	0.18	0.011	0.001	0.40	0.37					
1246	Incoloy 800	0.082	0.91	0.018	0.001	0.18	0.49					
1247	Incoloy 825	0.021	0.38	0.018	0.002	0.32	1.75					
SRM	Ni	Cr	Mo	Co	Ti	Al	Nb	Ta	Fe	W	B	
1199	10.2	19.9	(<0.02)	51.6	(<0.01)		(<0.02)		0.6 ₅	15.4		
1200	20.0	19.9	4.0 ₆	42.0	(0.03)		3.1 ₈	1.08	3.19	3.8 ₆		
1207-2	55.7	19.4 ₄	4.34	13.5 ₆	2.54	1.3 ₉			2.09			
1244	73.2	15.7	0.20	0.058	0.25	0.26	(0.14)		9.6		<0.05	
1245	59.5	21.9	8.6	0.074	0.28	0.26	3.5	<0.01	4.5		<0.001	
1246	30.8	20.1	0.36	0.076	0.38	0.30	(0.09)		46.2		<0.001	
1247	43.5	23.4	2.73	0.089	0.75	0.060	(0.46)		26.5		<0.002	
Values in parentheses are not certified, but are given for information only.												
*SRM's 1199 and 1200 sold only in a set as S1199.												

Steelmaking Alloys

These SRM's are for checking chemical methods of analysis for major constituents and for selected minor elements. They are furnished as fine powders (usually <0.1 mm).

SRM	Type	Wt/Unit (grams)	Chemical Composition (Nominal Weight Percent)								
			C	Mn	P	S	Si	Cu	Ni	O	
57a	Refined Silicon	60	0.024	0.015	0.003	0.003	98.55	0.004	0.008	(~0.3)	
58a	Ferrosilicon (73Si)	75	0.014	0.16	0.009	<0.002	73.20	0.024	0.012	(0.20)	
59a	Ferrosilicon (50Si)	50	0.046	0.75	0.016	0.002	48.10	0.052	0.033		
195	Ferrosilicon (75Si)	75	0.034	0.17	0.02	<0.002	75.3	0.047	0.032	0.42	
64c	Ferrochromium HC	100	4.68	0.16	0.020	0.067	1.22	0.005	0.43		
196	Ferrochromium LC	100	0.035	(0.282)	0.020	0.003	0.373				
71	Calcium Molybdate	60									
90	Ferrophosphorus	75			26.2						
340	Ferroniobium	100	0.061	1.70	0.036		4.39		Sn 0.063		
68c	Ferromanganese HC	100	6.72	80.04	0.19	0.008	0.225				
689	Fe-Cr-Si	100	0.043	0.32	0.026	0.002	39.5	0.013	0.20	(0.06)	
SRM	Cr	V	Mo	Ti	Al	Nb	Zr	Ca	Fe	B	As
57a	0.024	0.013	Pb<0.001	0.040	0.47		0.002	0.17	0.50	0.001	<0.001
58a	0.020	(0.002)	(0.01)	0.051	0.95	Co<0.01	0.002	0.30	25.23	0.0010	
59	0.08				0.35			0.042	50.05	0.058	
195	0.047	(0.001)	(0.01)	0.037	0.046	Co<0.01	(<0.02)	0.053	23.6	0.001	(0.0024)
64c	68.00	0.15		0.02		Co0.051		N0.045	24.98		
196	70.83	(0.12)									
71			35.29	0.063					1.92		
90											
340				0.89		57.51	Ta3.73				
68c	0.074								12.3		0.021
689	36.4	0.09	Pb(0.004)	0.40	0.049	Co0.034	Bi(<0.003)	N(0.002)	23.2	0.0017	(0.009)
Values in parentheses are not certified, but are given for information only.											

Cast Irons (Chip Form)

These SRM's are furnished in 150-g units (unless otherwise noted) for use in checking chemical methods of analysis.

SRM	Type	Chemical Composition (Nominal Weight Percent)							
		C	Mn	P	S	Si	Cu		
		Total	Gra- phitic		Grav	Comb			
3d	White (110g)	2.54		0.40	0.025	0.052	1.31	0.043	
4k	Cast	3.2 ₂	2.6 ₅	0.82 ₅	0.149	0.043	1.33	0.24 ₃	
5L	Cast	2.60	1.98	0.68	0.2804	0.124	1.82	1.01	
6g	Cast	2.85	2.01	1.05	0.557	0.124	1.05	0.502	
7g	Cast (High Phosphorus)	2.69	2.59	0.612	0.794	0.061	0.060	2.41	0.128
82b	Cast (Ni-Cr)	2.85	2.37	0.745	0.025	0.007	2.10	0.038	
107c	Cast (Ni-Cr-Mo)	2.99	1.98	0.480	0.079	0.059	1.21	0.205	
115a	Cast (Cu-Ni-Cr)	2.62	1.96	1.00	0.086	0.064	0.065	2.13	5.52
122h	Cast (Car Wheel)	3.52	2.82	0.543	0.311	0.072	0.513	0.028	
334	Gray Cast	2.83				0.043			
338	White Cast	3.33		(0.76)	(0.054)	0.015	(1.82)	(0.27)	
341	Ductile	1.81	1.23	0.92	0.024	0.007	0.007	2.44	0.152
342a	Nodular	1.86	1.38	0.274	0.019	0.006	2.73	0.135	
365	Electrolytic Iron	0.0068		0.0056	0.0025	0.0055	0.0080	0.0058	
890	HC 250 + V	2.91		0.62	0.025	0.015	0.67	0.055	
891	Ni-Hard, Type I	2.71		0.55	0.038	0.029	0.56	0.150	
892	Ni-Hard, Type IV	3.33		0.76	0.054	0.015	1.83	0.270	
SRM	Ni	Cr	V	Mo	Co	Ti			
3d	0.025	0.03	(0.002)	(0.007)		(0.003)			
4k	0.042	0.116	0.024	0.040	Zn(<0.001)	(0.03)			
5L	0.086	0.148	0.034	0.020		0.050			
6g	0.135	0.370	0.056	0.035		0.059			
7g	0.120	0.048	0.010	0.012		0.044			
82b	1.22	0.333	0.027	0.002		0.027			
107c	2.20	0.693	0.015	0.83		0.19			
115a	14.49	1.98	0.014	0.050		0.020			
122h	0.078	0.052	0.041	(0.003)		0.034			
338	(5.5)	(10.2)	(0.04)		(0.32)				
341	20.32	1.98	0.012	0.010		0.018			
342a	0.06	0.058		0.006		0.020			
365	0.041	0.007 ₂	0.0006	0.0050	0.007 ₂	0.0006			
890	0.397	32.4	0.45	0.108	(0.03)				
891	4.48	2.23	0.039	0.27	0.19	(0.01)			
892	5.53	10.18	0.041	0.20	0.31	(0.02)			

Cast Irons (Chip Form) (Continued)

SRM	As	Sn	Al (total)	Mg	N	Fe
4k	(0.03)	(0.004)	(0.004)	Sb(<0.001)	(0.0016)	Pb(0.001)
5L					0.005	
6g	0.042				0.005	
7g	0.014				0.004	
341				0.068		
342a				0.070		
365	(0.0002)	(~0.0002)	(0.0007)	Pb0.000019	0.001	99.90
890	(0.008)		(<0.01)		(0.089)	(61.8)
891	(0.004)	(<0.01)	(0.008)		(0.012)	(88.5)
892	(0.006)	(0.02)	(0.009)		(0.019)	(77.4)

Values in parentheses are not certified, but are for information only.

Cast Steels, White Cast Irons, Ductile Irons, and Blast Furnace Irons (Solid Form)

These SRM's are for analysis of cast steels and cast irons by rapid instrumental methods.

SRM	Type	Chemical Composition (Nominal Weight Percent)							
		C	Mn	P	S	Si	Cu	Ni	Cr
C1137a	White Cast Iron	2.86	0.52	0.087	0.017	1.15	0.192	2.17	0.643
1138a	Cast Steel (No. 1)	0.11 _s	0.35	0.035	0.056	0.25	0.09	0.10	0.13
1139a	Cast Steel (No. 2)	0.79 _o	0.92	0.012	0.013	0.80	0.47	0.98	2.1 _s
1144a	Blast Furnace Iron (2)	4.32	1.23	0.08 ₄	0.083	0.18 ₂	0.09 ₁	0.06 ₃	0.029
1145	White Cast Iron	2.85	0.040	0.24	0.21	0.29	0.52	0.59	0.67
1146	White Cast Iron	2.01	1.64	0.55	0.022	3.68	1.49	3.01	2.56
C1150a	White Cast Iron	3.48	0.81	0.063	0.070	1.24	0.092	0.074	0.95
C1173	Cast Steel 3	0.453	0.174	0.031	0.092	1.38	0.204	4.04	2.63
1173	Ni-Cr-Mo-V Steel	0.423	0.19	0.033	0.092	1.28	0.204	4.06	2.70
C1290	High Alloy (HC-250+V)	3.04	0.66	0.030	0.013	0.971	0.065	0.917	30.5
C1291	High Alloy (Ni-Hard, Type I)	2.67	1.14	0.028	0.032	1.34	0.26	4.34	2.78
C1292	High Alloy (Ni-Hard, Type IV)	3.47	0.55	0.049	0.016	0.59	0.36	5.04	11.4
C2423	Ductile Iron	3.76	0.98	0.27	(0.0006)	1.67	1.55	0.146	0.322
C2423a	Ductile Iron	3.66	0.91	0.246	(<0.001)	1.59	1.61	0.147	0.322
C2424	Ductile Iron	2.68	0.268	0.041	0.024	3.37	0.125	0.061	0.13
C2424a	Ductile Iron	2.76	0.207	0.034	0.016	3.30	0.099	0.045	0.15
C2425	Ductile Iron	3.26	0.76	0.191	0.012	2.50	0.47	0.55	0.092
C2425a	Ductile Iron	3.30	0.72	0.188	0.010	2.38	0.47	0.57	0.085

*Cast Steels, White Cast Irons, Ductile Irons,
and Blast Furnace Irons (Solid Form) (Continued)*

SRM	V	Mo	Ti	As	Al	Te	Co
C1137a	0.019	0.86	(0.04)		(0.007)	Mg0.032	Ce0.016
1138a	0.020	0.05	(0.0012)	(<0.005)	(0.067)		
1139a	0.26	0.51	(0.004)	(<0.005)	(0.13)		
1144a	0.02 ₅	(0.007)	0.32	(0.004)	(<0.005)	0.02 ₂	
1145	0.11	0.48	0.017				0.058
1146	0.20	1.51	0.20				0.13
C1150a	0.034	0.074	0.045				0.014
C1173	0.42	1.46	0.037	(0.02)	(0.005)		0.064
1173	0.42	1.50	(0.015)			Nb(0.045)	0.076
C1290	0.442	(0.041)					
C1291	0.031	0.32					
C1292	0.041	0.25					
C2423	0.048	0.155	0.10		(0.09)		(0.02)
C2423a	0.043	0.159	0.10		(0.08)		(0.01)
C2424	0.083	0.019	0.050		(<0.01)		(0.05)
C2424a	0.081	0.019	0.045		(<0.01)		(0.05)
C2425	0.013	0.30	0.19		(0.02)		(0.02)
C2425a	0.013	0.29	0.20		(0.02)		(0.03)
SRM	Mg		Ce		La		B
C2423	0.058		0.036		0.011		(0.01)
C2423a	0.076		0.031		0.0042		(0.01)
C2424	0.006		0.0046		0.0011		(0.002)
C2424a	0.014		0.0053		0.0010		(0.001)
C2425	0.040		0.0062		0.0015		(0.10)
C2425a	0.047		0.023		0.0037		(0.1)

Values in parentheses are not certified, but are given for information only.

Nonferrous Alloys

Aluminum-Base Alloys

SRM	Type	Wt/ Unit (grams)	Chemical Composition (Nominal Weight Percent)					
			Mn	Si	Cu	Ni	Cr	V
85b	Wrought (Chip)	75	0.61	0.18	3.99	0.084	0.211	0.006
87a	Al-Si (Chip)	75	0.26	6.24	0.30	0.57	0.11	<0.01
853	Alloy 3004 (Chip)	30	1.26	0.18	0.15	0.004	<0.001	0.017
1240	Alloy 3004	Disk	1.26	0.18	0.15	0.004	<0.001	0.017
854	Alloy 5182 (Chip)	30	0.38	0.16	0.050	0.020	0.030	0.016
1241	Alloy 5182	Disk	0.38	0.16	0.050	0.020	0.030	0.016
855	Casting Alloy 356 (fine millings)	30	0.057	7.17	0.13	0.015	0.013	
1255a	Casting Alloy 356 (IN PREP)	Disk						
856	Casting Alloy 380 (fine millings)	30	0.35	9.21	3.51	0.37	0.055	
1256a	Casting Alloy 380 (IN PREP)	Disk						
1257	High Purity (IN PREP)	Disk						
858	Alloy 6011 (modified) (fine millings)	35	0.48	0.79	0.84	0.0006	0.0011	0.0030
1258	Alloy 6011 (35mm D×19mm thick)	Disk	0.48	0.78	0.84	0.0006	0.0011	
859	Alloy 7075 (fine millings)	35	0.078	0.17	1.59	0.063	0.176	0.0082
1259	Alloy 7075 (35mm D×19mm thick)	Disk	0.079	0.18	1.60	0.063	0.173	

SRM	Ti	Sn	Ga	Fe	Pb	Mg	Zn	Zr	Be
85b	0.022		0.019	0.24	0.021	1.49	0.030		
87a	0.18	0.05	0.02	0.61	0.10	0.37	0.16		
853	0.018		0.018	0.50		1.11	0.052	0.002	
1240	0.022		0.018	0.50		1.11	0.052	0.002	
854	0.030		0.018	0.20		4.54	0.051	0.002	
1241	0.030		0.018	0.20		4.54	0.051	0.002	
855	0.15	0.010		0.16	0.015	0.37	0.083		
856	0.068	0.10		0.92	0.10	0.061	0.96		
858	0.042			0.078		1.01	1.04		<0.0001
1258	(0.04)		(0.010)	0.079		0.98	1.03		<0.0001
859	0.041					2.45	5.46		0.0026
1259	(0.04)		(0.022)	0.205		2.48	5.44		0.0005

Copper-Base Alloys (Chip Form)

SRM	Type	Wt/ Unit (grams)	Chemical Composition (Nominal Weight Percent)				
			Cu	Ni	Fe	Zn	Pb
37e	Brass, Sheet	150	69.61	0.53	0.004	27.85	1.00
158a	Bronze, Silicon	150	90.93	0.001	1.23	2.08	0.097
871	Bronze, Phosphor (CDA 521)	100	91.68		<0.001	0.025	0.010
872	Bronze, Phosphor (CDA 544)	100	87.36		0.003	4.0	4.13
874	Cupro-Nickel, 10% (CDA 706) "High-Purity"	100	88.49	10.18	1.22	0.002	<0.0005
875	Cupro-Nickel, 10% (CDA 706) "Doped"	100	87.83	10.42	1.45	0.11	0.0092
879	Nickel Silver (CDA 762)	100	57.75	12.11	0.0020	30.04	0.002
880	Nickel Silver (CDA 770)	100	54.51	18.13	0.004	27.3	0.002
1034	*Unalloyed Copper	rod	(99.96%)	(0.6)	(2.0)	(<11)	(0.5)
1035	**Leaded-Tin Bronze Alloy	50	(78.5)	(0.75)	(0.001)	(0.25)	(13.5)

SRM	Mn	Sb	Sn	Cr	P	Ag	Si	Al	Te	Cd	Se
37e			1.00								
158a	1.11		0.96		0.026		3.03	0.46			
871			8.14		0.082						
872			4.16		0.26						
874	0.0020	<0.001	0.007		0.002		(0.0006)			<0.0002	0.00015
875	<0.0007	<0.001	0.009		0.0020		(0.0008)			0.0022	0.0004
879	<0.001										
880	<0.001										
1034	(<0.1)	(0.2)	(<0.2)	(0.3)		(8.1)	(<2)	(<2)	(0.5)	(<1)	(3.3)
1035			(6.8)								

SRM	Bi	O	Co	C	Au	H	S	As	Mg	Ti
874	<0.0002	(0.06)		(0.0023)		(0.0016)	(0.0011)	(<0.0006)	(0.0002)	(0.0001)
875	0.003	(0.14)		(0.0035)		(0.004)	(0.0011)	(0.0010)	(0.0010)	(<0.0002)
1034	(0.2)	(363)	(0.02)		(<0.05)		2.8	(0.2)	(<1)	
1035		(0.64)					22.3 ppm		P (0.004)	

Values in parentheses are not certified, but are given for information only.

*Values for SRM 1034 are ppm by weight.

**Sulfur value for SRM 1035 is ppm by weight.

Copper-Base Alloys (Solid Form)

The SRM's with "C" prefix are chill-cast blocks, 31 mm square, 19 mm thick; the others are wrought disks, 31 mm in diameter and 19 mm thick. Both forms have nearly identical chemical compositions.

SRM	Type	Chemical Composition (Nominal Weight Percent)							
		Cu	Zn	Pb	Fe	Sn	Ni	Al	Sb
1103	Free-Cutting Brass A	59.27	35.72	3.73	0.26	0.88	0.15		
1106	C1106 Naval Brass A	59.08	40.08	0.032	0.004	0.74	0.025		
1107	C1107 Naval Brass B	61.21	37.34	0.18	0.037	1.04	0.098		
1108	C1108 Naval Brass C	64.95	34.42	0.063	0.050	0.39	0.033		
	C1109 Red Brass A	82.2	17.43	0.075	0.053	0.10			
	C1110 Red Brass B	84.59	15.20	0.033	0.033	0.051	0.053		
1111	C1111 Red Brass C	87.14	12.81	0.013	0.010	0.019	0.022		
1112	C1112 Gilding Metal A	93.38	6.30	0.057	0.070	0.12	0.100		
1113	C1113 Gilding Metal B	95.03	4.80	0.026	0.043	0.064	0.057		
1114	C1114 Gilding Metal C	96.45	3.47	0.012	0.017	0.027	0.021		
1115	C1115 Commercial Bronze A	87.96	11.73	0.013	0.13	0.10	0.074		
1116	C1116 Commercial Bronze B	90.37	9.44	0.042	0.046	0.044	0.048		
1117	C1117 Commercial Bronze C	93.01	6.87	0.069	0.014	0.021	0.020		
1118	Aluminum Brass A	75.1	21.9	0.025	0.065			2.80	0.010
	C1119 Aluminum Brass B	77.1	20.4	0.050	0.030			2.14	0.050
	C1121 Beryllium Copper CA-170	97.4 ₆	(0.01)	(0.002)	0.08 ₅	0.01	0.012	0.07	
	C1123 Beryllium Copper CA-175	97.10	0.01	(0.001)	0.04	(0.01)	(0.01)	0.02	
1275	Cupro-Nickel (CDA 706)	88.2	0.085	0.006	1.46	0.008	9.76		0.0005
SRM	As	Be	Bi	Cd	Mn	P	Si	Ag	
1103						0.003			
1106	C1106				0.005				
1108	C1108				0.025				
	C1109					0.006			
1112	C1112					0.009			
1113	C1113					0.008			
1114	C1114					0.009			
1115	C1115					0.005			
1116	C1116					0.008			
1117	C1117					0.002			
1118	0.007					0.13	0.0021		
	C1119 0.040					0.070	0.0015		
	C1121 1.92				(0.00 ₄)	(0.005)	0.11	(0.005)	
	C1123 0.46				(0.002)	(0.002)	0.03	(0.009)	
1275	(0.001)		(<0.001)	0.0003	0.42	0.005	(0.001)	(0.004)	
SRM	Te	Co	Cr	Se	Mg	B	S	Ti	
	C1121 0.29 ₅		(0.002)						
	C1123 2.35		(0.001)						
1275	(0.0002)	0.024	(0.0002)	0.0004	0.003	(0.0009)	(0.008)	(0.0002)	

Values in parentheses are not certified, but are given for information only.

Copper "Benchmark"

SRM		Type	Cu(Wt%)	Chemical Composition (Nominal Parts Per Million by Weight)								
(Chip)	(Solid)			Sb	As	Bi	Cr	Co	Fe	Pb	Mn	
393		Copper "O"	99.998	0.25	0.41	<0.1	<0.5	0.02	<1	0.039	<0.01	
394	494	Copper I	99.91	4.5	2.6	0.35	2.0	0.5	147	26.5	3.7	
395	495	Copper II	99.94	8.0	1.6	0.50	6.0	0.3	96	3.25	5.3	
396	496	Copper III	99.95	<1	<0.2	0.07	4.3	0.4	143	0.41	7.5	
	457	Copper IV	99.96	0.2	0.2	0.2	(0.3)	(0.2)	2.0	0.5	<0.1	
398	498	Copper V	99.98	7.5	25	2.0	(0.3)	2.8	11.4	9.9	(0.3)	
399	499	Copper VI	99.79	30	47	10.5	(0.5)	0.5	20.0	114	(0.3)	
400	500	Copper VII	99.70	102	140	24.5	(0.5)	0.6	41	128	(0.2)	
	C1251	Copper VIII	99.96	12.6	14	(3)	2.8	8.8	(10)	7.5	(7)	
	C1252	Copper IX	99.89	42	115	20	7.4	90	(35)	60	(28)	
	C1253	Copper X	99.42	(150)	432	70	216	(500)	(330)	244	(380)	
454		Copper XI	99.84	24	46	19		(4)	(50)	66		
SRM		Ni	Se	Ag	S	Te	Sn	Zn	Al	Cd	Au	Mg
393		0.05	<0.05	0.10	<1	<0.5	<0.1	<0.1	<0.1	<0.1	<0.05	<0.1
394	494	11.7	2.0	50.5	15	0.58	70	405	(<2)	(0.5)	(0.07)	(<1)
395	495	5.4	0.63	12.2	13	0.32	1.5	12.2	(<2)	(0.4)	(0.13)	(<1)
396	496	4.2	0.62	3.30	9.5	(0.02)	0.8	5.0	(<2)	(0.6)	(<0.05)	(<1)
	457	0.6	4.2	8.1	(4)	0.29	<0.2	<11	(<2)	(<1)	(<0.05)	(<1)
398	498	7.0	17.5	20.1	(11)	10.1	4.8	24	(<2)	(22)	(0.1)	(<1)
399	499	506	95	116.8	(10)	50	(~90)	45	(<2)	(<1)	(4)	(<1)
400	500	603	214	181	(9)	153	(~200)	114	(<2)	(<1)	(10)	(<1)
	C1251	22	11.1	81.4	(22)	15	(15)	8.3	(2)	2	15.0	(10)
	C1252	128	53.6	166.6	(29)	51	(110)	60	(7)	14	34.9	(20)
	C1253	(500)	165	503	55	199	(470)	368	(180)	74	74.4	(80)
454		(150)	479	286		27	2.2	7			7.5	
SRM		Si	Be	B	Ca	Li	Pd	P	Ti	Zr		
393		<0.5	<0.01	<0.01	<0.05	<0.01	<0.05	<0.05	<0.5	<0.5		
394	494	(<2)										
395	495	(<2)										
396	496	(<2)										
398	498	(<2)										
399	499	(<2)										
400	500	(<2)										

Values in parentheses are not certified, but are given for information only.

Lead-Base Alloys

SRM		Type	Chemical Composition (Nominal Weight Percent)							
Chip	Disk		Cu	Ni	As	Sn	Sb	Bi	Ag	Fe
127b	1131	Solder Pb60-Sn40	0.011	0.012	0.01	39.3	0.43	0.06	0.01	
53e	1132	Bearing Metal(84Pb-10Sb-6Sn)	0.054	0.003	0.057	5.84	10.2	0.052		<0.001

Nickel-Base Alloys

SRM	Type	Wt/Unit (grams)	Chemical Composition (Nominal Weight Percent)							
			C	Mn	P	S	Si	Cu	Ni	Cr
349a	Ni57-Co14-Cr20	(IN PREP)								
882	Ni66-Cu31-A13	100	0.006	0.0007		0.0014	0.006	31.02	65.25	
864	Inconel, 600	100	0.064	0.29	0.010	0.003	0.12	0.26	73.1	15.7
865	Inconel, 625	100	0.037	0.18	0.012	0.001	0.41	0.36	59.5	21.9
866	Incoloy, 800	100	0.082	0.92	0.017	0.001	0.17	0.49	30.8	20.1
867	Incoloy, 825	100	0.021	0.39	0.018	0.002	0.32	1.74	43.5	23.4
1160	Ni80, Mo4, balance Fe	Disk	0.019	0.550	0.003	0.001	0.37	0.021	80.3	0.05
SRM	Mo	Co	Ti	Al	B	Fe	Nb			
882			0.57	2.85		0.009				
864	0.20	0.059	0.26	0.26	<0.005	9.6	(0.14)			
865	8.6	0.072	0.28	0.21	<0.001	4.5	3.5			
866	0.36	0.075	0.31	0.29	<0.001	46.1	(0.09)			
867	2.73	0.089	0.75	0.062	0.002	26.6	(0.45)			
1160	4.35	0.054				14.3				

Trace Elements in Nickel-Base Superalloys (Chip Form)

SRM	Type	Wt/Unit (grams)	Nominal Trace Composition (Parts Per Million by Weight)				
			Pb	Bi	Se	Te	Tl
897	"Tracealloy" A	35	11.7	(0.5)	9.1	1.05	0.51
898	"Tracealloy" B	35	2.5	(1.0)	2.00	0.54	2.75
899	"Tracealloy" C	35	3.9	(0.3)	9.5	5.9	0.252

SRM	Approximate Base Composition (Weight Percent)											
	C	Cr	Co	Ni	W	Nb	Al	Ti	B	Zr	Ta	Hf
897	(0.12)	(12.0)	(8.5)	(Bal)	(1.75)	(0.9)	(2.0)	(2.0)	(0.010)	(0.10)	(1.75)	(1.2)
898	(0.12)	(12.0)	(8.5)	(Bal)	(1.75)	(0.9)	(2.0)	(2.0)	(0.010)	(0.10)	(1.75)	(1.2)
899	(0.12)	(12.0)	(8.5)	(Bal)	(1.75)	(0.9)	(2.0)	(2.0)	(0.010)	(0.10)	(1.75)	(1.2)

Values in parentheses are not certified, but are given for information only.

Nickel Oxides (Powder Form)

SRM	Type	Wt/Unit (grams)	Chemical Composition (Nominal Weight Percent)								
			Mn	Si	Cu	Cr	Co	Ti	Al	Fe	Mg
671	Oxide 1	25	0.13	0.047	0.20	0.025	0.31	0.024	0.009	0.39	0.030
672	Oxide 2	25	0.095	0.11	0.018	0.003	0.55	0.009	0.004	0.079	0.020
673	Oxide 3	25	0.0037	0.006	0.002	0.0003	0.016	0.003	0.001	0.029	0.003

SRM	Nominal Trace Composition (Parts Per Million by Weight)											
	Pb	Se	Bi	As	Sn	Sb	Cd	Ga	Ag	Te	Tl	Zn
671	16	2.0	0.07	(59)	(2.7)	(0.4)	(0.7)	(0.8)	(0.5)	(<0.2)	(<0.1)	(160)
672	38	0.40	0.3	(74)	(4)	(0.5)	(1.7)	(0.4)	(0.3)	(<0.2)	(<0.1)	(140)
673	3.5	0.2	0.06	(0.4)	(<0.5)	(<0.05)	(0.05)	(<0.1)	(<0.1)	(0.4)	(<0.1)	(1.7)

Values in parentheses are not certified, but are given for information only.

Titanium-Base Alloys (Chip Form)

SRM	Type	Wt/ Unit (grams)	Chemical Composition (Nominal Weight Percent)									
			C	Mn	Cu	Mo	Sn	Al	Fe	N	V	Si
173b	6Al-4V	100	0.025		0.008	0.013	(0.03)	6.36	0.23	0.015	4.31	0.46
176	5Al-2.5Sn	100	0.015	0.0008	0.003	0.0003	2.47	5.16	0.070	0.010		
650	Unalloyed A	30	W1.55	0.016	0.033	0.002	0.03	<0.01	0.024	Cr 0.002	0.009	0.004
651	Unalloyed B	30	W0.39	0.005	0.032	0.031	0.026	<0.006	0.058	Cr 0.037	0.021	0.011
652	Unalloyed C	30	W0.5	0.046	0.081	0.039	0.053	0.039	0.67	Cr 0.082	0.024	0.16

Titanium-Base Alloys (Solid Form)

SRM 31 mm D× 19 mm thick	Type	Chemical Composition (Nominal Weight Percent)					
		Mn	Cr	Fe	Mo	Al	V
641	8Mn (A)	6.68					
642	8Mn (B)	9.08					
643	8Mn (C)	11.68					
644	2Cr-2Fe-2Mo (A)		1.03	1.36	3.61		
646	2Cr-2Fe-2Mo (C)		3.43	2.14	1.11		
654a*	6Al-4V (B)	(<0.1)	(0.20)	(0.20)	(<0.05)	6.3 ₄	3.9 ₅

*31 mm D×6.4 mm thick.

Values in parentheses are not certified, but are given for information only.



Frank Mills controls the chipping of a titanium alloy that will be ground, sieved, and blended to insure high homogeneity before analytical testing for certification.

Zinc-Base Alloys

SRM	Type	Wt/ Unit (grams)	Chemical Composition (Nominal Weight Percent)								
			Mn	Cu	Ni	Sn	Al	Cd	Fe	Pb	Mg
94c	Die Casting Alloy	150	0.014	1.01	0.006	0.006	4.13	0.002	0.018	0.006	0.042

SRM	Type	Chemical Composition (Nominal Weight Percent)								
		Cu	Al	Mg	Fe	Pb	Cd	Sn	Cr	
625	Zinc-base A-ASTM AG 40A	0.034	3.06	0.070	0.036	0.0014	0.0007	0.0006	0.0128	
626	Zinc-base B-ASTM AG 40A	0.056	3.56	0.020	0.103	0.0022	0.0016	0.0012	0.0395	
627	Zinc-base C-ASTM AG 40A	0.132	3.88	0.030	0.023	0.0082	0.0051	0.0042	0.0038	
628	Zinc-base D-ASTM AC 41A	0.611	4.59	0.0094	0.066	0.0045	0.0040	0.0017	0.0087	
629	Zinc-base E-ASTM AC 41A	1.50	5.15	0.094	0.017	0.0135	0.0155	0.012	0.008	
630	Zinc-base F-ASTM AC 41A	0.976	4.30	0.030	0.023	0.0083	0.0048	0.0040	0.0031	
631	Zinc spelter (modified)	0.0013	0.50	(<0.001)	0.005	(0.001)	0.0002	0.0001	0.0001	

SRM	Mn	Ni	Si	In	Ga	Ca	Ag	Ge
625	0.031	0.0184	0.017					
626	0.048	0.047	0.042					
627	0.014	0.0029	0.021					
628	0.0091	0.030	0.008					
629	0.0017	0.0075	0.078					
630	0.0106	0.0027	0.022					
631	0.00015	(<0.0005)	(0.002)	0.0023	(0.002)	<0.001	(<0.0005)	(0.0002)

Values in parentheses are not certified, but are given for information only.

Zirconium-Base Alloys

SRM	Type	Wt/Unit (grams)	Chemical Composition (Nominal Parts Per Million)											
			C	Mn	Si	Cu	Ni	Cr	Ti	Sn(Wt%)	Fe	N	U	
360b	Zircaloy-2	(IN PREP)												

SRM 31 mm D× 9.5 mm thick	Type	Chemical Composition (Nominal Parts Per Million)												
		Hf	C	Cr	Cu	Fe	Mn	Mo	Ni	N	Si	Ti	W	
1234	Zirconium A	46	(80)	(55)	(<10)	(240)	(10)	(2)	(20)	(14)	(40)	(20)	(25)	
1235	Zirconium B	95	(170)	(60)	(80)	(850)	(25)	(40)	(65)	(32)	(95)	(90)	(50)	
1236	Zirconium C	198	(280)	(250)	(250)	(1700)	(45)	(100)	(140)	(69)	(205)	(185)	(140)	
1237	Zircaloy D	31	(100)	(1510)	(<10)	(1650)	(10)	(<10)	(40)	(19)	(35)	(30)	(25)	
1238	Zircaloy E	178	(310)	(580)	(60)	(2500)	(60)	(120)	(100)	(72)	(170)	(100)	(95)	
1239	Zircaloy F	77	(170)	(1055)	(130)	(2300)	(50)	(45)	(45)	(42)	(95)	(40)	(45)	

Values in parentheses are not certified, but are given for information only.



Bob Alvarez (left) and research chemist John Norris discuss optical emission spectrometric analyses of solid metal SRM's.

Gases in Metals

These SRM's are for determining hydrogen, oxygen and nitrogen by vacuum fusion, inert gas fusion, and neutron activation methods. SRM's 1095 to 1099 are sold only in a set as SRM 1089.

SRM	Type	Form	Oxygen (ppm)	Hydrogen (ppm)	Nitrogen (ppm)
352b	Unalloyed titanium for hydrogen	Platelets		50	
354a	Unalloyed titanium for hydrogen	IN PREP			
355	Unalloyed titanium	Rod	3031		
357	Unalloyed zirconium	Wire	(1200)	19	49
358	Unalloyed zirconium	Wire	(1100)	107	28
1086	Unalloyed titanium	Chips	(1350)	116	
1087	Unalloyed titanium	Chips	(840)	57.5	
1088	Unalloyed titanium	Chips	(1450)	88.5	
1090	Ingot iron	Rod	491		(60)
1091a	Stainless steel (AISI 431)	Rod	132.2		
1093	Valve steel	Rod	60		(4807)
1094	Maraging steel	Rod	4.5		(71)
1089	Set of 5: 1095, 1096, 1097, 1098, and 1099	Rods			
1095	AISI 4340 steel	Rod	9		(37)
1096	AISI 94B17 (mod)steel	Rod	10.7		40.4
1097	Cr-V (mod)steel	Rod	6.6		(41)
1098	High carbon (mod)steel	Rod	10		32
1099	Electrolytic iron	Rod	61		(13)
Values in parentheses are not certified, but are given for information only.					

High-Purity Metals

These SRM's are for determining impurity elements in high-purity metals. (See also specific metals.)

SRM	Type	Unit Size	Chemical Compositions (Nominal Parts Per Million by Weight)								
			Cu	Ni	Sn	Pb	Zr				
685W*	High-Purity Gold (Wire)	1.4 mm D×102 mm long	0.1								
685R*	High-Purity Gold (Rod)	5.9 mm D×25 mm long	0.1								
680aL1	High-Purity Platinum (Wire)	0.51 mm D×102 mm long	0.1	<1		<1	<0.1				
680aL2	High-Purity Platinum (Wire)	0.51 mm D×1.0 m long	0.1	<1		<1	<0.1				
681L1	Doped-Platinum (Wire)	0.51 mm D×102 mm long	5.1	0.5		12	11				
681L2	Doped-Platinum (Wire)	0.51 mm D×1.0 m long	5.1	0.5		12	11				
682*	High-Purity Zinc	Semicircular segments 57 mm D	0.042			(0.02)					
683*	Zinc Metal	Semicircular segments 57 mm D	5.9			(0.02)	11.1				
728	Zinc	Shot, 450 g	5.7			(0.02)	11.1				
726	Selenium, Intermediate Purity	Shot, 450 g	<1	<0.5	<1	<1	Mn<0.3				
1257	Aluminum, High Purity	(IN PREP)									
SRM	Ag	Mg	In	Fe	O	Pd	Au	Rh	Ir	Cd	Ti
685W*	[0.1]		0.007	0.3	[2]						
685R*	[0.1]		0.007	0.2	[<2]						
680aL1	<0.1	<1		1.3	4	0.2	<1	<0.2	<0.01		
680aL2	<0.1	<1		1.3	4	0.2	<1	<0.2	<0.01		
681L1	2.0	12		5	7	6	9	9	11		
681L2	2.0	12		5	7	6	9	9	11		
682*	(0.02)			(0.1)						(0.1)	
683*	1.3			2.2						1.1	(0.2)
728	1.1			2.7						1.15	
726	<1	<1	S12	1	Cr<1	Mo<0.3	Te 0.3	As<2	Al<1	B<1	Ca<1
*Certificate gives upper limits for other elements found to be present.											
Values in parentheses are not certified, but are given for information only.											
Values in brackets are subject to greater error since only one method of analysis was employed.											

RM 1R—Ultra-Purity Aluminum Polycrystalline Rods

These rods are intended for use in research on the mechanical and physical properties of extremely pure aluminum; e.g., in the determination of resistivity as a function of strain at cryogenic temperatures to facilitate the design of cryogenic magnets, or superconductor stabilizing elements. Unit of issue: 4.2 mm in diameter and 25.4 mm long.

Microanalytical

These SRM's provide a highly homogeneous material at microscopic spatial resolution. They are intended primarily for use in calibration of quantitative electron probe, secondary ion mass spectrometry, spark source mass spectrometry, and laser probe microanalytical techniques.

SRM	Type	Unit Size
470	Mineral Glasses (K-411 & K-412)	2 Rods: 1×1×15 mm
479a	Fe-Cr-Ni Alloy	Plate: 4.6 mm D, 1 mm thick
480	Tungsten-22% Mo Alloy	Rod: 1 mm D, 1 mm long
481	Au-Ag Set	6 Wire: 0.5 mm D, 50 mm long
482	Au-Cu Set	6 Wire: 0.5 mm D, 50 mm long
483	Iron-3.22% Silicon	Plate: 3×3×0.28 mm thick
1871	Glasses (K-456, K-493, & K-523)	3 Rods: 1×1×15 mm
1872	Glasses (K-453, K-491, & K-968)	3 Rods: 1×1×15 mm
1873	Glasses (K-458, K-489 & K-963)	3 Rods: 1×1×15 mm
1874	Glasses (K-495, K-490, & K-546)	3 Rods: 1×1×15 mm
1875	Glasses (K-496, K-497, & K-1013)	3 Rods: 1×1×15 mm
8531	Glass Fibers (K-456, K-493, K-453, K-491, K-458, K-489, K-495, K-490, K-496, K-497)	Fibers: 10-100 μm D×50-60 mm long

Metals for Microanalysis

SRM	Type	Chemical Composition (Nominal Weight Percent)						
		Au	Cu	Ag	W	Mo	Si	Fe (by difference)
479a	Fe-Cr-Ni Alloy				Cr18.1	Ni10.9		71.0
480	Tungsten-22% Mo Alloy				78.5	21.5		
481	Au 100 A	100.00						
	Au-20% Ag B	80.05		19.96				
	Au-40% Ag C	60.05		39.92				
	Au-60% Ag D	40.03		59.93				
	Au-80% Ag E	22.43		77.58				
	Ag 100 F			100.00				
482	Au 100 A	100.00						
	Au-20% Cu B	80.15	19.83					
	Au-40% Cu C	60.36	39.64					
	Au-60% Cu D	40.10	59.92					
	Au-80% Cu E	20.12	79.85					
	Cu 100 F		100.00					
483	Iron-3.22% Silicon						3.22	96.7-96.8

Mineral Glasses for Microanalysis

SRM 470

Composition (Nominal Weight Percent)

Glass	SiO ₂	FeO	MgO	CaO	Al ₂ O ₃
K-411	54.30	14.42	14.67	15.47	—
K-412	45.35	9.96	19.33	15.25	9.27

Glasses for Microchemical Analysis

SRM 1871

SRM 1872

SRM 1873

SRM 1874

SRM 1875

Glass

Glass

Glass

Glass

Glass

K-456

K-493

K-523

K-453

K-491

K-968

K-458

K-489

K-963

K-495

K-490

K-546

K-496

K-497

K-1013

Composition (Nominal Weight Percent)

Pb	65.67	63.28	63.10	54.21	54.69	54.74	—	(1.32)	—	—	(1.47)	—	—	(0.86)	—
Si	13.37	(13.09)	(12.94)	—	(0.11)	—	23.05	(22.23)	(21.96)	—	(0.19)	—	—	(0.13)	—
Ge	—	—	(0.24)	28.43	26.10	25.93	—	—	(0.39)	—	—	(0.50)	—	—	(0.34)
Ba	—	—	(0.61)	—	—	(0.46)	41.79	39.53	39.21	—	—	(0.99)	—	—	(0.52)
Zn	—	—	—	—	—	—	3.01	2.93	2.95	—	—	—	—	—	—
P	—	—	(0.24)	—	—	(0.21)	—	—	(0.33)	—	—	(0.42)	32.98	31.59	32.26
Mg	—	—	(0.12)	—	—	(0.22)	—	—	(0.34)	—	—	(0.17)	6.65	6.49	5.86
Al	—	(0.13)	—	—	(0.10)	—	—	(0.11)	—	10.89	(10.2)	(10.1)	6.47	5.97	6.08
B	—	[0.04]	—	—	[0.03]	—	—	[0.06]	—	(23.0)	(21.5)	(21.6)	—	[0.05]	—
Zr	—	(0.38)	(0.33)	—	(0.26)	(0.48)	—	(0.40)	(0.61)	—	(0.53)	(0.52)	—	(0.32)	(0.45)
Ti	—	(0.20)	(0.21)	—	(0.14)	(0.16)	—	(0.27)	(0.32)	—	(0.31)	(0.39)	—	(0.22)	(0.21)
Ce	—	(0.53)	—	—	(0.59)	—	—	[0.80]	—	—	(1.46)	—	—	(0.94)	—
Ta	—	(0.64)	—	—	(0.52)	—	—	(0.95)	—	—	(1.02)	—	—	(0.71)	—
Fe	—	(0.25)	—	—	(0.17)	—	—	(0.35)	—	—	(0.38)	—	—	(0.26)	—
Li	—	[0.0005]	—	—	[0.0005]	—	—	[0.0009]	—	(2.3)	(2.2)	(2.2)	—	[0.0005]	—
Ni	—	—	(0.25)	—	—	(0.20)	—	—	(0.33)	—	—	(0.39)	—	—	(0.31)
Eu	—	—	(0.73)	—	—	(0.64)	—	—	(0.95)	—	—	(1.21)	—	—	(0.53)
U	—	—	(0.23)	—	—	(0.05)	—	—	(0.16)	—	—	(0.24)	—	—	(0.15)
Th	—	—	(0.08)	—	—	(0.12)	—	—	(0.06)	—	—	(0.16)	—	—	(0.10)
Cr	—	—	(0.20)	—	—	(0.19)	—	—	(0.31)	—	—	(0.14)	—	—	(0.14)
O	(20.35)	(20.58)	(20.82)	(16.73)	(16.45)	(16.67)	(31.86)	(31.84)	(31.96)	(63.49)	(60.75)	(61.36)	(53.90)*	(52.46)*	(53.05)*
Total	(99.39)	(99.12)	(100.10)	(99.37)	(99.16)	(100.07)	(99.71)	(100.79)	(99.88)	(99.68)	(100.01)	(100.39)	(100.00)	(100.00)	(100.00)

Values in parentheses are for information only, they are *not certified*.

Values in brackets were calculated from the weight of material added to the melt, they are *not certified*.

*Oxygen values in SRM 1875 were calculated by difference, not by the stoichiometry of the oxides as was done for the other glasses.



Beth Thomas confirms SRM availability via computer as she takes a telephone purchase order.

Glass Fibers for Microanalysis—RM 8531

	K-456	K-493	K-453	K-491	K-458	K-489	K-495	K-490	K-496	K-497
Chemical Composition (Nominal Weight Percent)										
SiO ₂	28.77	27.89	—	0.19	49.38	46.76	—	0.42	—	0.27
PbO	71.23	69.08	58.72	59.35	—	1.28	—	1.55	—	.99
GeO ₂	—	—	41.28	37.98	—	—	—	—	—	—
BaO	—	—	—	—	46.80	43.88	—	—	—	—
ZnO	—	—	—	—	3.82	3.72	—	—	—	—
P ₂ O ₅	—	—	—	—	—	—	—	—	79.54	76.03
MgO	—	—	—	—	—	—	—	—	9.03	8.64
Al ₂ O ₃	—	0.20	—	0.16	—	0.29	20.00	18.68	11.43	10.92
B ₂ O ₃	—	.14	—	.11	—	.20	75.00	70.00	—	0.15
ZrO ₂	—	.49	—	.40	—	.70	—	0.85	—	.54
TiO ₂	—	.32	—	.26	—	.46	—	.55	—	.35
CeO ₂	—	.68	—	.56	—	.98	—	1.19	—	.76
Ta ₂ O ₅	—	.88	—	.72	—	1.26	—	1.53	—	.98
Fe ₂ O ₃	—	.32	—	.26	—	0.046	—	0.55	—	.35
Li ₂ O	—	.001	—	.001	—	.002	5.00	4.67	—	.001

Primary, Working, and Secondary Chemicals

These SRM's are high-purity chemicals defined as primary, working, and secondary standards in accordance with recommendations of the Analytical Chemistry Section of the International Union of Pure and Applied Chemistry [Ref. Analyst **90**, 251 (1965)]. These definitions are as follows:

Primary Standard:

a commercially available substance of purity 100 ± 0.02 percent (Purity 99.98 + percent).

Working Standard:

a commercially available substance of purity 100 ± 0.05 percent (Purity 99.95 + percent).

Secondary Standard:

a substance of lower purity which can be standardized against a primary grade standard.

SRM	Type	Wt/Unit (grams)	Certified Use	Purity Stoichiometric
17d	Sucrose	60	Polarimetric Value	(^a)
40h	Sodium Oxalate	60	Reductometric Value	99.972
41c	Dextrose (D-Glucose)	70	Reductometric Value	99.9
83d	Arsenic Trioxide	60	Reductometric Value	99.9926
84j	Potassium Hydrogen Phthalate	60	Acidimetric Value	99.996
136d	Potassium Dichromate	60	Oxidimetric Value	99.9931
350a	Benzoic Acid	30	Acidimetric Value	99.9958
723a	Tris(hydroxymethyl)aminomethane	50	Basimetric Value	99.9703
949f	Plutonium Metal	0.5	Assay	99.99
950b	Uranium Oxide (U ₃ O ₈)	25	Uranium Oxide Standard Value	99.968
951	Boric Acid	100	Acidimetric and Boron Isotopic Value	100.00
960	Uranium Metal	26	Assay	99.975
987	Strontium Carbonate	1	Assay and Isotopic	99.98
999	Potassium Chloride	60	Assay Standard for:	
			Potassium	99.98
			Chloride	99.99

^aSucrose = Moisture <0.02 percent, Ash <0.005 percent, In Prep.

Microchemical			
SRM	Type	Wt/Unit (grams)	Elements Certified
141c	Acetanilide	2	N,C,H
142	Anisic Acid	2	Methoxyl (CH ₃ O—)
143c	Cystine	2	S,C,H,N
148	Nicotinic Acid	2	N,C,H
2141	Urea	2	N
2142	o-Bromobenzoic Acid	2	Br
2143	p-Fluorobenzoic Acid	2	F
2144	m-Chlorobenzoic Acid	2	Cl

Spectrometric Solutions


These SRM's are intended as standard stock solutions for use in atomic absorption spectrometry, optical emission (plasma) spectrometry, or any other analytical technique that requires aqueous solutions for calibrating instruments. Each SRM contains four single element solutions of 50 mL each.

SRM	Solution 1	Solution 2	Solution 3	Solution 4
2121	Cadmium	Lead	Silver	Zinc
2122	Barium	Calcium	Magnesium	Strontium
2123	Lithium	Potassium	Sodium	Rubidium
2124	Cobalt	Copper	Iron	Nickel
2125	Boron	Chromium	Manganese	Molybdenum
2126	Antimony	Arsenic	Selenium	Tin
2127	Aluminum	Beryllium	Phosphorus	Silicon
2128	Gold	Mercury	Palladium	Platinum
2129	Titanium	Tungsten	Vanadium	Zirconium

Element	Concentration, mg/mL	Acid Concentration	SRM
Aluminum	10.00	HCl 10%	2127-1
Antimony	10.00	HCl 50%	2126-1
Arsenic	10.00	HCl 15%	2126-2
Barium	10.00	HCl 10%	2122-1
Beryllium	10.00	HCl 10%	2127-2
Boron	5.00	Water	2125-1
Cadmium	10.00	HNO ₃ 10%	2121-1
Calcium	10.00	HCl 10%	2122-2
Chromium	10.00	HCl 10%	2125-2
Cobalt	10.00	HNO ₃ 10%	2124-1
Copper	10.00	HNO ₃ 10%	2124-2
Gold	10.00	HCl 10%	2128-1
Iron	10.00	HCl 10%	2124-3
Lead	10.00	HNO ₃ 10%	2121-2
Lithium	10.00	HCl 1%	2123-1
Magnesium	10.00	HCl 10%	2122-3
Manganese	10.00	HNO ₃ 10%	2125-3
Mercury	10.00	HNO ₃ 10%	2128-2
Molybdenum	10.00	HCl 10%	2125-4
Nickel	10.00	HNO ₃ 10%	2124-4
Palladium	10.00	HCl 10%	2128-3
Phosphorus	10.00	HCl 0.05%	2127-3
Platinum	10.00	HCl 10%	2128-4
Potassium	10.00	HCl 1%	2123-2
Rubidium	10.00	HCl 1%	2123-4
Selenium	10.00	HNO ₃ 10%	2126-3
Silicon	10.06	Water	2127-4

Spectrometric Solutions (Continued)

Element	Concentration, mg/mL	Acid Concentration	SRM
Silver	10.00	HNO ₃ 10%	2121-3
Sodium	10.00	HCl 1%	2123-3
Strontium	10.00	HCl 10%	2122-4
Tin	10.00	HCl 60%	2126-4
Titanium	IN PREP		2129-1
Tungsten	IN PREP		2129-2
Vanadium	IN PREP		2129-3
Zinc	10.00	HCl 10%	2121-4
Zirconium	IN PREP		2129-4



Clinical Laboratory

These SRM's are for calibrating apparatus and validating analytical methods used in clinical and pathology laboratories. See also: spectrophotometric SRM's and temperature SRM's.

SRM	Type	Associated Publications	Purity %	Wt/Unit
900	Antiepilepsy Drug Level Assay (phenytoin, ethosuximide, phenobarbital, and primidone)		4 drugs 3 levels	Set of 4 vials
909	Human Serum		#	Set of 6 vials
910	Sodium Pyruvate		98.7	25 g
911a	Cholesterol		99.8	2 g
912a	Urea		99.9	25 g
913	Uric Acid		99.7	10 g
914a	Creatinine		99.7	10 g
915	Calcium Carbonate	SP 260-36	99.9	20 g
916	Bilirubin		99.0	100 mg
917	D-Glucose		99.9	25 g
918	Potassium Chloride	SP 260-63	99.9	30 g
919	Sodium Chloride	SP 260-60	99.9	30 g
920	D-Mannitol		99.8	50 g
921	Cortisol		98.9	1 g
922	Tris(hydroxymethyl) aminomethane		99.9	25 g
923	Tris(hydroxymethyl) aminomethane HCl		99.7	35 g
924	Lithium Carbonate	SP 260-69	100.0	30 g
925	VMA (4-hydroxy-3-methoxymandelic acid)		99.4	1 g
926	Bovine Serum Albumin (Powder)		*	5 g
927a	Bovine Serum Albumin (7% Solution)	(IN PREP)	*	10 vials, 2.15 mL ea.
928	Lead Nitrate		100.00	30 g
929	Magnesium Gluconate		100.1	5 g
937	Iron Metal		99.90	50 g
938	4-Nitrophenol		99.75	15 g
955	Lead in Blood		4 levels	Set of 4 vials
998	Angiotensin I (Human)		94.1	500 µg
1595	Tripalmitin		99.5	2 g
1599	Anticonvulsant Drug Level Assay (valproic acid and carbamazepine)		2 drugs/ 3 levels	Set of 4 vials
1700	Blood Gas: CO ₂ -10%, Bal N ₂		—	0.56 m ³ (20 ft ³)
1701	Blood Gas: CO ₂ -5%, O ₂ -12%, Bal N ₂		—	0.56 m ³ (20 ft ³)
1702	Blood Gas: CO ₂ -5%, O ₂ -20%, Bal N ₂		—	0.56 m ³ (20 ft ³)
1703	Blood Gas: CO ₂ -10%, O ₂ -7%, Bal N ₂		—	0.56 m ³ (20 ft ³)
8419	Bovine Serum, Inorganic Constituents			Set of 3, 4 mL vials
*Conforms to NCCLS specification ACC-1.				
# Electrolytes, selected organics.				

Serum Reference Materials

These materials are for calibrating instrumentation and evaluating the reliability of analytical methods for the determination of major, minor, and trace constituents in blood serum, plasma, and similar biological fluids. NOTE: The values in parentheses are not certified.

Constituent	Concentrations					
	SRM 909 (Procedure A)		SRM 909 (Procedure B)		RM 8419	
	(per gram)					
Aluminum	—		—		(1.1)	μg/L
Cadmium	1.46	ng/mL g	1.24	ng/mL	—	
Calcium	3.560	mmol/L g	3.013	mmol/L	(5.1)	mmol/L
Chloride	128.0	mmol/L g	108.4	mmol/L	—	
Chromium	108	ng/mL g	91.3	ng/mL	(0.30)	μg/L
Cholesterol	4.359	mmol/L g	3.69	mmol/L	—	
Cobalt	—		—		(1.2)	μg/L
Copper	1.29	μg/mL g	1.10	μg/mL	(0.75)	mg/L
Creatine	0.179	mmol/L g	0.152	mmol/L	—	
Glucose	7.56	mmol/L g	6.41	mmol/L	—	
Iron	2.34	μg/mL g	1.98	μg/mL	(2.0)	mg/L
Lead	23.7	ng/mL g	20.0	ng/mL	—	
Lithium	1.945	mmol/L g	1.65	mmol/L	—	
Magnesium	1.425	mmol/L g	1.21	mmol/L	(0.85)	mmol/L
Manganese	—		—		(2.6)	μg/L
Molybdenum	—		—		(16)	μg/L
Nickel	—		—		(1.8)	μg/L
Potassium	4.155	mmol/L g	3.52	mmol/L	(5.1)	mmol/L
Selenium	—		—		(16)	μg/L
Sodium	158.4	mmol/L g	134.1	mmol/L	(141)	mmol/L
Urea	11.387	mmol/L g	9.64	mmol/L	—	
Uric Acid	0.570	mmol/L g	0.483	mmol/L	—	
Vanadium	3.19	ng/mL g	2.70	ng/mL	(<2)	μg/L
Zinc	—		—		(1.1)	mg/L

Biological Materials

These SRM's are intended for use in the calibration of apparatus and methods used in the analysis of biological materials for major, minor, and trace constituents.

Food and Beverage							
SRM	1549	1566	1567	1568	1569	1577a	RM 50
Type	Non-fat Powdered Milk	Oyster Tissue	Wheat Flour	Rice Flour	Brewers Yeast	Bovine Liver	Albacore Tuna
Unit Size	100 g	30 g	80 g	80 g	50 g	50 g	70 g
ELEMENTS	Nominal Composition in $\mu\text{g/g}$, unless otherwise noted.						
Aluminum	(2)					(2)	
Antimony	(0.00027)					(0.003)	
Arsenic	(0.0019)	13.4	(0.006)	0.41		0.047	(3.3)
Bromine	(12)	(55)	(9)	(1)		(9)	
Cadmium	0.0005	3.5	0.032	0.029		0.44	
Calcium	1.30%	0.15%	0.019%	0.014%		120	
Chlorine	1.09%	(1.0%)				0.28%	
Chromium	0.0026	0.69			2.12		
Cobalt	(0.0041)	(0.4)		0.02		0.21	
Copper	0.7	63.0	2.0	2.2		158	
Fluorine	(0.20)	(5.2)					
Iodine	3.38	(2.8)					
Iron	1.78	195	18.3	8.7		194	
Lead	0.019	0.48	0.020	0.045		0.135	(0.46)
Magnesium	0.120%	0.128%				600	
Manganese	0.26	17.5	8.5	20.1		9.9	
Mercury	0.0003	0.057	0.001	0.0060		0.004	(0.95)
Molybdenum	(0.34)	(<0.2)	(0.4)	(1.6)		3.5	
Nickel		1.3	(0.18)	(0.16)			
Nitrogen						(10.7%)	
Phosphorus	1.06%	(0.81%)				1.11%	
Potassium	1.69%	0.969%	0.136%	0.112%		0.996%	
Rubidium	(11)	4.45	(1)	(7)		12.5	
Selenium	0.11	2.1	1.1	0.4		0.71	(3.6)
Silver	(<0.0003)	0.89				0.04	
Sodium	0.497%	0.51%	8.0	6.0		0.243%	
Strontium		10.36				0.138	
Sulfur	0.351%	(0.76%)				0.78%	
Tellurium			(<0.002)	(<0.002)			
Thallium		(<0.005)				(0.003)	
Thorium		(0.1)					
Tin	(<0.02)						
Uranium		0.116				0.00071	
Vanadium		2.3					
Zinc	46.1	852	10.6	19.4		123	(13.6)
Values in parentheses are not certified, but are given for information only.							

Ethanol Solutions

SRM	Type	Certified Constituent	Wt/Unit
1590	Stabilized Wine	Ethanol: 18.57% by volume	Set of 10, 10-mL vials
1828	Ethanol-Water	Ethanol: 95.629 wt%	Set: 1, 15-mL vial
	Solutions	Ethanol: 0.2992 wt%	2, 3-mL vials
		Ethanol: 0.1487 wt%	2, 3-mL vials

Agricultural

SRM	1572	1573	1575	RM 8412	RM 8413
Type	Citrus Leaves	Tomato Leaves	Pine Needles	Corn Stalk	Corn Kernel
Unit Size	70 g	70 g	70 g	34 g	47 g
ELEMENT	Nominal Composition in $\mu\text{g/g}$, unless otherwise noted.				
Aluminum	92	(0.12%)	545		(4)
Antimony	(0.04)		(0.2)		
Arsenic	3.1	0.27	0.21		
Barium	21				
Boron		(30)			
Bromine	(8.2)	(26)	(9)		
Cadmium	0.03	(3)	(<0.5)		
Calcium	3.15%	3.00%	0.41%	(2160)	(42)
Cerium	(0.28)	(1.6)	(0.4)		
Cesium	(0.098)				
Chlorine	(414)			(2440)	(450)
Chromium	0.8	4.5	2.6		
Cobalt	(0.02)	(0.6)	(0.1)		
Copper	16.5	11	3.0	(8)	(3.0)
Europium	(0.01)	(0.04)	(0.006)		
Fluorine				(0.65)	(0.24)
Iodine	1.84				
Iron	90	690	200	(139)	(23)
Lanthanum	(0.19)	(0.9)	(0.2)		
Lead	13.3	6.3	10.8		
Magnesium	0.58%	(0.7%)		(1600)	(990)
Manganese	23	238	675	(15)	(4.0)
Mercury	0.08	(0.1)	0.15		



Agricultural (Continued)

SRM	1572	1573	1575	RM 8412	RM 8413
Type	Citrus Leaves	Tomato Leaves	Pine Needles	Corn Stalk	Corn Kernel
Unit Size	70 g	70 g	70 g	34 g	47 g
Molybdenum	0.17				
Nickel	0.6		(3.5)		
Nitrogen	(2.86%)	(5.0%)	(1.2%)	(6970)	(13750)
Phosphorous	0.13%	0.34%	0.12%		
Potassium	1.82%	4.46%	0.37%	(17350)	(3570)
Rubidium	4.84	16.5	11.7		
Samarium	(0.052)				
Scandium	(0.01)	(0.13)	(0.03)		
Selenium	(0.025)			(0.016)	(0.004)
Sodium	160			(28)	
Strontium	100	44.9	4.8	(12)	
Sulfur	0.407%				
Tellurium	(0.02)				
Thallium	(<0.01)	(0.05)	(0.05)		
Thorium		0.17	0.037		
Tin	(0.24)				
Uranium	(<0.15)	0.061	0.020		
Zinc	29	62		(32)	(15.7)

Values in parentheses are not certified, but are given for information only.


Environmental Materials

Analyzed Gases

These SRM's are for calibrating apparatus used to measure various components of gas mixtures, and atmospheric pollutants. All cylinders conform to the appropriate DOT specifications.

SRM	Type	Certified Component	Nominal Concentration	
1658a	Methane in Air	CH ₄	1	μmole/mole (ppm)
1659a	Methane in Air	CH ₄	10	μmole/mole (ppm)
1660a	Methane-Propane in Air	CH ₄	4	μmole/mole (ppm)
		C ₃ H ₈	1	μmole/mole (ppm)
1661a	Sulfur Dioxide in Nitrogen	SO ₂	500	μmole/mole (ppm)
1662a	Sulfur Dioxide in Nitrogen	SO ₂	1000	μmole/mole (ppm)
1663a	Sulfur Dioxide in Nitrogen	SO ₂	1500	μmole/mole (ppm)
1664a	Sulfur Dioxide in Nitrogen	SO ₂	2500	μmole/mole (ppm)

Research chemist Bill Cuthrell prepares to analyze the concentration of a proposed gas SRM.



Analyzed Gases (Continued)

SRM	Type	Certified Component	Nominal Concentration	
1665b	Propane in Air	C ₃ H ₈	3	μmole/mole (ppm)
1666b	Propane in Air	C ₃ H ₈	10	μmole/mole (ppm)
1667b	Propane in Air	C ₃ H ₈	50	μmole/mole (ppm)
1668b	Propane in Air	C ₃ H ₈	100	μmole/mole (ppm)
1669b	Propane in Air	C ₃ H ₈	500	μmole/mole (ppm)
1670	Carbon Dioxide in Air	CO ₂	0.033	mole percent
1671	Carbon Dioxide in Air	CO ₂	0.034	mole percent
1672	Carbon Dioxide in Air	CO ₂	0.035	mole percent
1674b	Carbon Dioxide in Nitrogen	CO ₂	7.0	mole percent
1675b	Carbon Dioxide in Nitrogen	CO ₂	14.0	mole percent
1677c	Carbon Monoxide in Nitrogen	CO	10	ppm
1678c	Carbon Monoxide in Nitrogen	CO	50	ppm
1679c	Carbon Monoxide in Nitrogen	CO	100	ppm
1680b	Carbon Monoxide in Nitrogen	CO	500	ppm
1681b	Carbon Monoxide in Nitrogen	CO	1000	ppm
1683b	Nitric Oxide in Nitrogen	NO	50	ppm
1684b	Nitric Oxide in Nitrogen	NO	100	ppm
1685b	Nitric Oxide in Nitrogen	NO	250	ppm
1686b	Nitric Oxide in Nitrogen	NO	500	ppm
1687b	Nitric Oxide in Nitrogen	NO	1000	ppm
1693	Sulfur Dioxide in Nitrogen	SO ₂	50	ppm
1694	Sulfur Dioxide in Nitrogen	SO ₂	100	ppm
1696	Sulfur Dioxide in Nitrogen	SO ₂	3500	ppm
1700	Blood Gas: CO ₂ -10%, Bal N ₂	Concentration in mole percent		
1701	Blood Gas: CO ₂ -5%, O ₂ -12%, Bal N ₂	Concentration in mole percent		
1702	Blood Gas: CO ₂ -5%, O ₂ -20%, Bal N ₂	Concentration in mole percent		
1703	Blood Gas: CO ₂ -10%, O ₂ -7%, Bal N ₂	Concentration in mole percent		
1805	Benzene in Nitrogen	C ₆ H ₆	0.25	ppm
1806	Benzene in Nitrogen	C ₆ H ₆	10	ppm
1808	Tetrachloroethylene in N ₂	C ₂ Cl ₄	0.25	ppm
1809	Tetrachloroethylene in N ₂	C ₂ Cl ₄	10	ppm
2612a	Carbon Monoxide in Air	CO	10	μmole/mole (ppm)
2613a	Carbon Monoxide in Air	CO	20	μmole/mole (ppm)
2614a	Carbon Monoxide in Air	CO	45	μmole/mole (ppm)

Analyzed Gases (Continued)

SRM	Type	Certified Component	Nominal Concentration	
2619a	Carbon Dioxide in Nitrogen	CO ₂	0.5	mole percent
2620a	Carbon Dioxide in Nitrogen	CO ₂	1.0	mole percent
2621a	Carbon Dioxide in Nitrogen	CO ₂	1.5	mole percent
2622a	Carbon Dioxide in Nitrogen	CO ₂	2.0	mole percent
2623a	Carbon Dioxide in Nitrogen	CO ₂	2.5	mole percent
2624a	Carbon Dioxide in Nitrogen	CO ₂	3.0	mole percent
2625a	Carbon Dioxide in Nitrogen	CO ₂	3.5	mole percent
2626a	Carbon Dioxide in Nitrogen	CO ₂	4.0	mole percent
2627	Nitric Oxide in Nitrogen	NO	5	μmole/mole (ppm)
2628	Nitric Oxide in Nitrogen	NO	10	μmole/mole (ppm)
2629	Nitric Oxide in Nitrogen	NO	20	μmole/mole (ppm)
2630	Nitric Oxide in Nitrogen	NO	1500	μmole/mole (ppm)
2631	Nitric Oxide in Nitrogen	NO	3000	μmole/mole (ppm)
2632	Carbon Dioxide in Nitrogen	CO ₂	300	ppm
2633	Carbon Dioxide in Nitrogen	CO ₂	400	ppm
2634	Carbon Dioxide in Nitrogen	CO ₂	800	ppm
2635	Carbon Monoxide in Nitrogen	CO	25	ppm
2636	Carbon Monoxide in Nitrogen	CO	250	ppm
2637	Carbon Monoxide in Nitrogen	CO	2500	ppm
2638	Carbon Monoxide in Nitrogen	CO	5000	ppm
2639	Carbon Monoxide in Nitrogen	CO	1	mole percent
2640	Carbon Monoxide in Nitrogen	CO	2	mole percent
2641	Carbon Monoxide in Nitrogen	CO	4	mole percent
2642	Carbon Monoxide in Nitrogen	CO	8	mole percent
2643	Propane in Nitrogen	C ₃ H ₈	100	ppm
2644	Propane in Nitrogen	C ₃ H ₈	250	ppm
2645	Propane in Nitrogen	C ₃ H ₈	500	ppm
2646	Propane in Nitrogen	C ₃ H ₈	1000	ppm
2647	Propane in Nitrogen	C ₃ H ₈	2500	ppm
2648	Propane in Nitrogen	C ₃ H ₈	5000	ppm
2649	Propane in Nitrogen	C ₃ H ₈	1	mole percent
2650	Propane in Nitrogen	C ₃ H ₈	2	mole percent
2651	Propane in Nitrogen and Oxygen	C ₃ H ₈ /O ₂	0.01/5.0	mole percent
2652	Propane in Nitrogen and Oxygen	C ₃ H ₈ /O ₂	0.01/10.0	mole percent
2653	Nitrogen Dioxide in Air	NO ₂	250	ppm
2654	Nitrogen Dioxide in Air	NO ₂	500	ppm
2655	Nitrogen Dioxide in Air	NO ₂	1000	ppm
2656	Nitrogen Dioxide in Air	NO ₂	2500	ppm
2657	Oxygen in Nitrogen	O ₂	2	mole percent
2658	Oxygen in Nitrogen	O ₂	10	mole percent
2659	Oxygen in Nitrogen	O ₂	21	mole percent

Permeation Devices

These SRM's are for calibrating air pollution monitoring apparatus, and may be used to verify air pollution analytical methods and procedures. Each tube is individually certified.

SRM's 1625, 1626, and 1627 are certified over the temperature range of 20 to 30°C. SRM's 1629a, 1911, and 1912 are calibrated at 25.0°C only; and they cannot be shipped by air.

SRM	Type	Tube Length (cm)	Permeation Rate ($\mu\text{g}/\text{min}$) at 25°C	Typical Concentrations (ppm) Flow Rates (liters per minute)		
				1	5	10
1625	Sulfur Dioxide Permeation Tube	10	2.8	1.07	0.214	0.107
1626	Sulfur Dioxide Permeation Tube	5	1.4	0.535	0.107	0.0535
1627	Sulfur Dioxide Permeation Tube	2	0.56	0.214	0.0428	0.0214
1629a	Nitrogen Dioxide Permeation Device	10	1.0	0.5	0.1	0.05
1911	Benzene Permeation Device	10	0.4	0.2	0.04	0.02
1912	Tetrachloroethylene Perm. Device	10	1.0	0.5	0.1	0.05

Analyzed Liquids and Solids

These SRM's are for analysis of materials for constituents of interest in health or environmental problems. See also: Clinical SRM's and Industrial Hygiene SRM's.

SRM	Type	Unit Size	Certified Element				
			Lead	Nickel	Sulfur	Mercury	Vanadium
1579	Powdered Lead Base Paint	35 g	11.87%				
1618	Vanadium and Nickel in Residual Fuel Oil	100 mL		75 $\mu\text{g}/\text{g}$	(4.3%)		423 $\mu\text{g}/\text{g}$
1630	Trace Mercury in Coal	50 g				0.13 $\mu\text{g}/\text{g}$	
1636a	Lead in Reference Fuel	3 vials each	0.03, 0.05, 0.07, 2.0 g/gal				
1637a	Lead in Reference Fuel	4 vials each	0.03, 0.05, 0.07 g/gal				
1638b	Lead in Reference Fuel	IN PREP					
1641b	Mercury in Water ($\mu\text{g}/\text{mL}$)	6 \times 20 mL				1.52 $\mu\text{g}/\text{mL}$	
1642b	Mercury in Water (ng/mL)	950 mL				1.49 ng/mL	
8505	Vanadium in Crude Oil	250 mL					390 $\mu\text{g}/\text{g}$

Simulated Rainwaters

These materials were developed to aid in the analysis of acidic rainwater by providing stable, homogeneous material as control standards at two levels of acidity.

NOTE: Values in parentheses for SRM 2694 are not certified, and no values are certified for RM 8409.

SRM	Type	Unit of Issue			
2694	Simulated Rainwater	Set 4: 2-50mL each of 2 levels			
8409	Simulated Rainwater	Set 2, 1-50mL each of 2 levels			
Constituent Element/Parameter		2694-I	2694-II	8409-I	8409-II
pH, 25°C		4.30	3.59	(4.320)	(3.61)
Specific Conductance ($\mu\text{S}/\text{cm}$, 25°C)		26	130	(25)	(128)
Acidity, meq/L		0.050	0.248	(0.055)	(0.280)
Fluoride, mg/L		0.054	0.098	(0.058)	(0.102)
Chloride, mg/L		(0.24)	(1.0)	(0.230)	(1.00)
Nitrate, mg/L		0.501	7.06	(0.535)	(7.18)
Nitrate-Nitrogen, mg/L		—	—	(0.121)	(1.62)
Sulfate, mg/L		2.69	10.8	(2.62)	(10.5)
Sulfate-Sulfur, mg/L		—	—	(0.875)	(3.49)
Sodium, mg/L		0.205	0.419	(0.208)	(0.410)
Potassium, mg/L		0.052	0.106	(0.058)	(0.112)
Ammonium, mg/L		—	(1.0)	—	(1.07)
Ammonium-Nitrogen, mg/L		—	—	—	(0.83)
Calcium, mg/L		0.014	0.049	(0.027)	(0.05)
Magnesium, mg/L		0.024	0.051	(0.026)	(0.05)

Sulfur in Fossil Fuels

SRM	Type	Unit Size	Sulfur Wt.%	Furnace Ash Wt.%	HHV2	
					MJ•Kg ⁻¹	(BTU•lb ⁻¹)
1616	Sulfur in Kerosene (IN PREP)					
1617	Sulfur in Kerosene (IN PREP)					
1619	Sulfur in Residual Fuel Oil	100 mL	0.719			
1620a	Sulfur in Residual Fuel Oil	100 mL	4.504			
1621b	Sulfur in Residual Fuel Oil	100 mL	0.950			
1622b	Sulfur in Residual Fuel Oil	100 mL	1.982			
1623a	Sulfur in Residual Fuel Oil	100 mL	0.240			
1624a	Sulfur in Distillate Fuel Oil	100 mL	0.141			
2682	Coal (Sub-bituminous)	50 g	0.47	6.37	27.45	(11800)
2683	Coal (Bituminous)	50 g	1.85	6.85	32.70	(14060)
2684	Coal (Bituminous)	50 g	3.00	11.09	29.68	(12760)
2685	Coal (Bituminous)	50 g	4.62	16.53	28.15	(12100)
1819	Sulfur in Lubricating Base Oil:					
	Oil I	20 g	299 µg/g			
	Oil II	20 g	1070 µg/g			
	Oil III	20 g	2865 µg/g			
	Oil IV	20 g	6030 µg/g			
	Oil V	20 g	10550 µg/g			

NOTE: The calorific values (MJ•Kg⁻¹) may decrease upon the aging or normal oxidation of the coals. NBS will continue to monitor these calorific values and report any substantive change to the purchaser.

Trace Elements


SRM	1632b	1633a	1634b	1635	1643b	1645	1646	1648
Type	Coal (Bitumi- nous)	Coal Fly Ash	Fuel Oil	Coal (Sub- bituminous)	Water	River Sediment	Estua- rine Sediment	Urban Particu- late
Unit Size	75 g	75 g	100 mL	75 g	950 mL	70 g	75 g	2 g
ELEMENT	Nominal Concentrations in $\mu\text{g/g}$, unless otherwise noted.							
Aluminum	0.855%	(14%)	(16)	(0.32%)		2.26%	6.25%	3.42%
Antimony	(0.24)	(7)		(0.14)		(51)	(0.4)	(45)
Arsenic	3.72	145	0.12	0.42	(49) ng/g	(66)	11.6	115
Barium	67.5	(0.15%)	(1.3)		44 ng/g			(737)
Beryllium		(12)			19 ng/g		(1.5)	
Bismuth					(11) ng/g			
Bromine	(17)				B(94) ng/g			(500)
Cadmium	0.0573	1.0		0.03	20 ng/g	10.2	0.36	75
Calcium	0.204%	1.11%	(15)			(2.9)	0.83%	
Cerium	(9)	(180)		(3.6)			(80)	(55)
Cesium	(0.44)	(11)					(3.7)	(3)
Chlorine	(1260)							(0.45%)
Chromium	(11)	196	(0.7)	2.5	18.6 ng/g	2.96%	76	403
Cobalt	2.29	(46)	0.32	(0.65)	26 ng/g	10.1	10.5	(18)
Copper	6.68	118		3.6	21.9 ng/g	109	18	609
Europium	(0.17)	(4)		(0.06)			(1.5)	(0.8)
Fluorine						(0.09%)		
Gallium		(58)		(1.05)				
Germanium							(1.4)	
Hafnium	(0.43)	(7.6)		(0.29)				(4.4)
Hydrogen	5.07%							
Indium								(1.0)

Trace Elements (Continued)

SRM	1632b	1633a	1634b	1635	1643b	1645	1646	1648
Type	Coal (Bitumi- nous)	Coal Fly Ash	Fuel Oil	Coal (Sub- bituminous)	Water	River Sediment	Estua- rine Sediment	Urban Particu- late
Unit Size	75 g	75 g	100 mL	75 g	950 mL	70 g	75 g	2 g
Iodine								(20)
Iron	0.759%	9.4%	31.6	0.239%	99 ng/g	11.3%	3.35%	3.91%
Lanthanum	(5.1)					(9)		(42)
Lead	3.67	72.4	(2.8)	1.9	23.7 ng/g	714	28.2	0.655%
Lithium	(10)						(49)	
Magnesium	0.0383%	0.455%				0.74%	1.09%	(0.8%)
Manganese	12.4	(190)	0.23	21.4	28 ng/g	785	375	(860)
Mercury		0.16	(<0.001)			1.1	0.063	
Molybdenum	(0.9)	(29)			85 ng/g		(2)	
Nickel	6.10	127	28	1.74	49 ng/g	45.8	32	82
Nitrogen	1.56%							
Phosphorus							0.054%	
Potassium	0.0748%	1.88%				1.26%	(1.4%)	1.05%
Rubidium	5.05	131					(87)	(52)
Samarium	(0.87)							(4.4)
Scandium	(1.9)	(40)		(0.63)		(2)	(10.8)	(7)
Selenium	1.29	10.3	0.18	0.9	9.7 ng/g	(1.5)	(0.6)	27
Silicon	(1.4%)	22.8%					(31%)	
Silver					9.8 ng/g			(6)
Sodium	0.0515%	0.17%	(90)	(0.24%)		0.54%	(2%)	0.425%
Strontium	(102)	830			227 ng/g			
Sulfur	1.89%		2.8%	0.33%		(1.1)	(0.96%)	(5%)
Tellurium							(0.5)	
Thallium		5.7			8.0 ng/g	1.44	(0.5)	
Thorium	1.342	24.7		0.62		1.62	(10)	(7.4)
Titanium	0.0454%	(0.8%)		(0.02%)			(0.51%)	(0.40%)
Tungsten	(0.48)							(4.8)
Uranium	0.436	10.2		0.24		1.11		5.5
Vanadium	(14)	(300)	55.4	5.2	45.2 ng/g	23.5	94	140
Zinc	11.89	220	3.0	4.7	66 ng/g	0.172%	138	0.476%

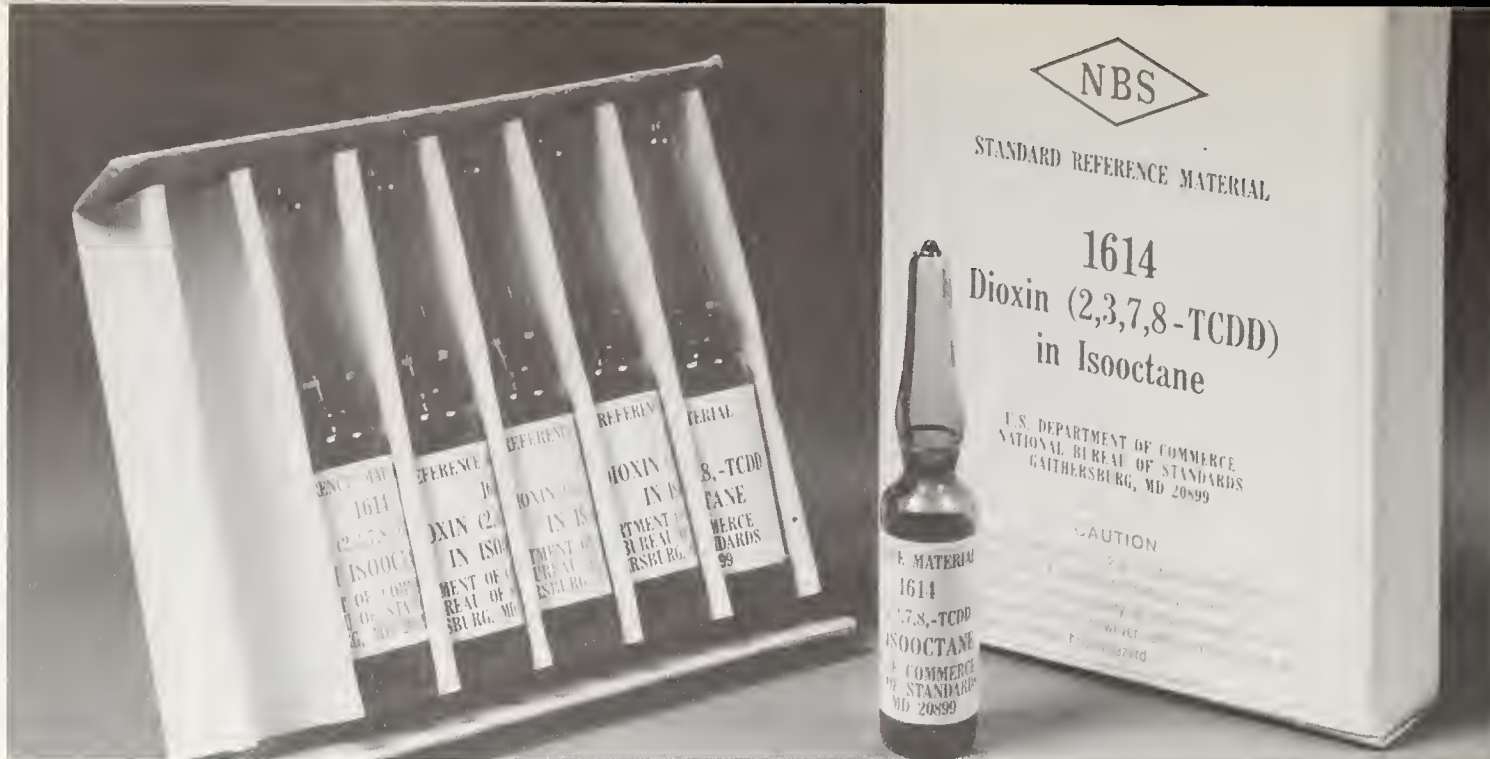
Values in parentheses are not certified, but are given for information only.

Dale Friend operates equipment that fills and seals ampoules used for various liquid SRM's.



Organic Constituents

SRM	Type	Unit of Issue
1580	Shale Oil	Set of 5, 2mL/ampoules
1581	Polychlorinated Biphenyls in Oil	Set of 4, 5mL/ampoules
1582	Petroleum Crude Oil	Set of 5, 2mL/ampoules
1583	Chlorinated Pesticides in <i>Isooctane</i>	Set of 6, 2mL/ampoules
1584	Phenols in Methanol	Set of 5, 2mL/ampoules
1585	Chlorinated Biphenyls	IN PREP
1586	Isotopically Labelled Priority Pollutants	Set of 6, 2mL/ampoules
1587	Nitro PAH in Solution	Set of 4, 1mL/ampoule
1614	Dioxin (2,3,7,8 TCDD) in <i>Isooctane</i>	Set of 6, 1.2mL/ampoule
1639	Halocarbons (in Methanol)	Set of 5, 1.5 mL/ampoule
1644	Polynuclear Aromatic Hydrocarbon Generator Columns	Set of 3 columns
1647	Priority Pollutant PAH (in Acetonitrile)	Set of 5, 1.2mL/ampoule
1649	Urban Dust/Organics	10 grams
1650	Diesel Particulate Matter	Set of 5, 100mg/ampoule



Organic Constituents (Continued)

SRM Constituents	1580 ($\mu\text{g/g}$)	1582 ($\mu\text{g/g}$)	1644 ($\mu\text{g/kg}$)	1647 ($\mu\text{g/mL}$)	1649 ($\mu\text{g/g}$)	1650 ($\mu\text{g/g}$)
Anthracene			16.6 to 60.1	3.29		
Benz[a]anthracene		3.0	3.38 to 12.8	5.03	2.6	6.5
Benzo[a]pyrene	21	1.1	0.59 to 2.26	5.3	2.9	1.2
Benzo[e]pyrene	18					(10)
Fluoranthene	54	2.5		10.1	7.1	51
o-Cresol	385					
Phenol	407					
Perylene	3.4	31				(0.13)
Pyrene	104			9.84		48
2,6-Dimethylphenol	175					
Benzo[f]quinoline (5,6-Benzoquinoline)	16					
Naphthalene				22.5		
Acenaphthylene				19.1		
Acenaphthene				21.0		
1-Nitropyrene						19
Fluorene				4.92		
Phenanthrene		101		5.06		(71)
Chrysene				4.68		(22)
Benzo[b]fluoranthene				5.11		
Benzo[k]fluoranthene				5.02		(2.1)
Benzo[ghi]perylene				4.01	4.5	2.4
Dibenz[a,h]anthracene				3.68		
Indeno[1,2,3-cd]pyrene				4.06	3.3	
Dibenzothiophene		33				

Organic Constituents (Continued)

SRM 1639—Certified Concentration of Halocarbons at $23 \pm 3^\circ\text{C}$.

Compound	Concentration, ng/ μL
Chloroform	6235
Chlorodibromomethane	124.6
Bromodichloromethane	389.9
Bromoform	86.5
Carbon Tetrachloride	157.0
Trichloroethylene	85.8
Tetrachloroethylene	40.6

SRM 1581 Polychlorinated Biphenyls in Oils

Matrix	Aroclor Type	Concentration ($\mu\text{g/g}$)
Motor Oil	1242	100
Motor Oil	1260	100
Transformer Oil	1242	100
Transformer Oil	1260	100

SRM 1583 Chlorinated Pesticides in 2,2,4-Trimethylpentane

Pesticide	Concentrations	
	($\mu\text{g/g}$)	($\mu\text{g/mL}$, 23°C)
Y-BHC (Lindane)	1.11	0.77
d-BHC	0.76	0.53
Aldrin	0.86	0.59
Heptachlor Epoxide	(0.997)	
4,4'-DDE (p,p'-DDE)	1.23	0.85
4,4'-DDT (p,p'-DDT)	1.90	1.31

SRM 1584 Priority Pollutant Phenols in Methanol

Compound	Concentration ($\mu\text{g/mL}$, 23°C)
2-Chlorophenol	64.4
Phenol	29.7
2-Nitrophenol	25.2
2,4-Dimethylphenol	51.6
2,4-Dichlorophenol	35.6
4-Chloro-m-cresol	27.4
2,4,6-Trichlorophenol	20.4
4-Nitrophenol	20.7
4,6-Dinitro-o-cresol	20.1
Pentachlorophenol	15.4
2,4-Dinitrophenol	(22.4)

Organic Constituents (Continued)

SRM 1586 Isotopically Labeled and Unlabeled Priority Pollutants in Methanol

Compound	Concentrations (µg/g)	
	1586-1 (unlabeled)	1586-2 (labeled)
Carbon tetrachloride	128.5	124.4
Benzene	101.1	99.0
Chlorobenzene	133.0	144.0
Phenol	117.0	116.0
Nitrobenzene	126.0	134.5
2-Nitrophenol	103.6	101.9
2,4-Dichlorophenol	102.5	82.2
Naphthlene	126.5	126.6
Bis(2-ethylhexyl)phthalate	63.9	60.4
Benzo(a)pyrene	49.2	44.1

SRM 1587 Nitrated Polycyclic Aromatic Hydrocarbons in Methanol

Compound	Concentrations	
	(µg/g)	(µg/mL, 23°C)
2-Nitrofluorene	9.67	7.64
9-Nitroanthracene	5.01	3.96
3-Nitrofluoranthene	9.24	7.30
1-Nitropyrene	8.95	7.07
7-Nitrobenz[a]anthracene	9.27	7.32
6-Nitrochrysene	8.13	6.42
6-Nitrobenzo[a]pyrene	(6.1)	(4.8)

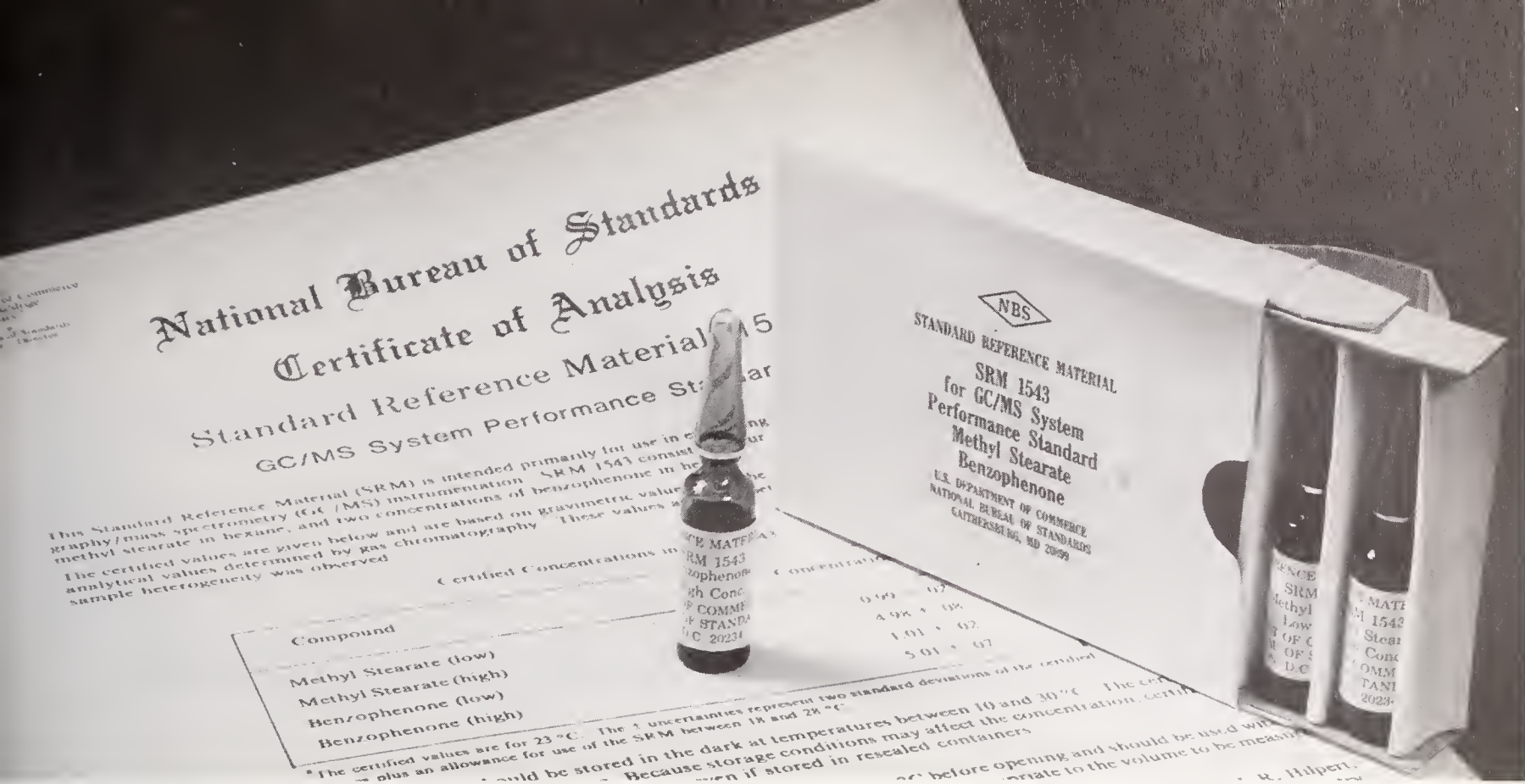
SRM 1614 Dioxin (2,3,7,8-TCDD in Isooctane)

Compound	Concentrations	
	(ng/g)	(ng/mL, 23°C)
2,3,7,8-TCDD	98.3	67.8
2,3,7,8-TCDD- ¹³ C	95.6	65.9

GC/MS System Performance

These SRM's are for evaluating the sensitivity of gas chromatographic/mass spectrometry (GC/MS) instrumentation. They consist of two concentrations each of methyl stearate and benzophenone.

SRM	Type	Concentrations (ng/µL)		Unit Size
		Methyl Stearate	Benzophenone	
1543	GC/MS System Performance	0.99; 4.98	1.01; 5.01	1 Set, 4 vials
8443	GC/MS System Performance	0.99; 4.98	1.01; 5.01	5 Sets, 20 vials



Top: SRM 1543, GC/MS Performance Standard, contains 4 vials, two each of different concentrations of methyl stearate and benzophenone.



Left: Inspection, labeling, and packaging of SRM's often combine automated and hand operations. Frances Smithers labels small vials not suitable for machine labeling.

Industrial Hygiene

These SRM's were developed for industrial hygiene analyses to provide reference materials for toxicology research and for monitoring human exposure to selected toxic elements.

Freeze-Dried Urine

SRM's 2670, 2671a, and 2672a consist of freeze-dried urine in 30 mL serum bottles. The freeze-dried urine SRM's are to be reconstituted by the addition of 20 mL of pure water to each bottle. Each unit contains a set of four bottles, two bottles each at normal and elevated levels.

SRM	Matrix	Constituent Certified or Determined
2670	Freeze-Dried Urine	Arsenic, Cadmium, Calcium, Chloride, Copper, Lead, Magnesium, Manganese, Nickel, Potassium, Selenium, Sodium, Zinc
2671a	Freeze-Dried Urine	Flouride
2672a	Freeze-Dried Urine	Mercury

Materials on Filter Media

These SRM's consist of potentially hazardous materials deposited on filters to be used to determine the levels of these materials in industrial atmospheres.

SRM	Type	Unit Size	Material Certified	Quantity Certified (μg/filter)			
				I	II	III	IV
2673	Sulfate and Nitrate on Filter Media	2 filters at each level	Sulfate	503	2002	6939	2
			Nitrate	100	1002	2513	2
2676b	Metals on Filter Media	Set of 12	Cadmium	0.99	2.49	10.14	(<0.01)
			Lead	7.55	14.9	30.4	(<0.04)
			Manganese	1.88	9.41	18.5	(<0.01)
			Zinc	10.01	49.7	99.5	(0.4)
2677	Beryllium and Arsenic on Filter Media	2 sets of 4	Beryllium	0.052	0.256	1.03	<0.001
			Arsenic	0.103	1.07	10.5	<0.002
2679a	Quartz on Filter Media	Set of 4	Quartz	<2	30.8	80.2	202.7
			Clay	(370)	(370)	(370)	(370)
Values in parentheses are not certified, but are given for information only.							

Thin Films for X-ray Fluorescence

These SRM's are for standardizing x-ray spectrometers. They may be useful in elemental analysis of particulate matter collected on filter media, and where x-ray spectrometer calibration functions are determined using thin film standards. Each SRM is individually certified and consists of a silica-base glass film deposited on a polycarbonate filter.

SRM	Type	Elements Certified
1832	Thin-Glass Film	Al, Ar, Ca, Co, Cu, Fe, Mn, Si, Na, and V
1833	Thin-Glass Film	Ar, Fe, Pb, K, Si, Ti, and Zn

Respirable Quartz

This SRM consists of quartz powder that is in the respirable size range. It is intended for use in determining the level of quartz in an industrial atmosphere by x-ray diffraction.

SRM	Type	Constituent Certified	Amount
1878	Alpha Quartz	95.5% Crystalline α -quartz	5 g

Asbestos

These SRM's consists of four 3×3 mm sections of a 0.4 mm pore size polycarbonate filter containing chrysotile fibers mixed with an urban dust. It is intended for use in evaluating the techniques used to count and identify chrysotile asbestos fibers in filter samples by transmission electron microscopy.

SRM	Type	Fiber Loading
1876a	Chrysotile Asbestos	37 fibers/0.01 mm ²
8410	Chrysotile Asbestos Research Filter	20 fibers/0.01 mm ²



Powdered SRM's are packaged by weight. John Savoy uses a balance to assure the correct amount in each bottle.

Lubricating Materials

Metallo-Organic Compounds

These SRM's are for preparing solutions in oils of known and reproducible concentrations of metals. Certificates give directions for preparing a solution of known concentration in lubricating oil.

SRM	Type	Constituent Certified		
		Element	(Wt. percent)	Wt/Unit (grams)
1075a	Aluminum 2-ethylhexanoate	Aluminum	8.07	5
1051b	Barium cyclohexanebutyrate	Barium	28.7	5
1053a	Cadmium cyclohexanebutyrate	Cadmium	24.8	5
1074a	Calcium 2-ethylhexanoate	Calcium	12.5	5
1078b	Tris (1-phenyl-1,3-butanediono) chromium (III)	Chromium	9.6	5
1055b	Cobalt cyclohexanebutyrate	Cobalt	14.8	5
1080a	Bis(1-phenyl-1,3-butanediono)copper (II)	Copper	16.37	5
1079b	Tris (1-phenyl-1,3-butanediono)iron (III)	Iron	10.45	5
1059c	Lead cyclohexanebutyrate	Lead	IN PREP	5
1060a	Lithium cyclohexanebutyrate	Lithium	4.1	5
1061c	Magnesium cyclohexanebutyrate	Magnesium	6.45	5
1062b	Manganous cyclohexanebutyrate	Manganese	13.2	5
1065b	Nickel cyclohexanebutyrate	Nickel	13.89	5
1071b	Triphenyl phosphate	Phosphorus	9.48	5
1066a	Octaphenylcyclotetrasiloxane	Silicon	14.14	5
1077a	Silver 2-ethylhexanoate	Silver	42.60	5
1069b	Sodium cyclohexanebutyrate	Sodium	12.0	5
1070a	Strontium cyclohexanebutyrate	Strontium	20.7	5
1057b	Dibutyltin bis (2-ethylhexanoate)	Tin	22.95	5
1052b	Bis(1-phenyl-1,3-butanediono)oxovanadium (IV)	Vanadium	13.01	5
1073b	Zinc cyclohexanebutyrate	Zinc	16.66	5

Catalyst Package for Lubricant Oxidation

SRM 1817 is intended primarily for use in evaluating the oxidation stability of lubricating oils, i.e., automotive crankcase lubricants. The SRM contains: (1) an oxidized/nitrated fuel fraction, (2) a metal naphthenate mixture, and (3) distilled water. The metal naphthenate mixture has the following weight percentages of metal naphthenates: lead-82, iron-7, copper-4, manganese-3.5, and tin-3.5. SRM 1817 is available as a kit of 5 ampoules of each of the three components. The fuel and metal catalysts are sealed under inert atmosphere to ensure their stabilities.

Wear-Metals in Oil

SRM	1083	1084	1085
Type	Base Oil (ppm)	Wear-Metals in Oil 100 ppm	Wear-Metals in Oil 300 ppm
Unit Size	150 mL	85 mL	85 mL
ELEMENT (Values in $\mu\text{g/g}$)			
Aluminum	(<0.5)	98	296
Chromium	(<0.02)	100	298
Copper	(<0.5)	98	295
Iron	(<1)	100	300
Lead	(<0.04)	(101)	(305)
Magnesium	(<0.1)	98	297
Molybdenum	(<0.01)	97	292
Nickel	(<0.4)	101	303
Silicon	(<1)	(102)	(308)
Silver	(<0.05)	(101)	(296)
Sulfur	(980)	(2237)	(4806)
Tin	(<0.4)	102	296
Titanium	(<5)	99	300

Values in parentheses are not certified, but are given for information only.




Many SRM's are certified as bulk material and then packaged by weight into individual containers, as Helen Tyler is doing with this powdered SRM.

Fertilizers

These SRM's are intended for use in the fertilizer industry as working standards for the determination of the certified constituents.

SRM	Type	Wt/Unit (grams)	Composition (Nominal Weight Percent)					
			N	P	K	P ₂ O ₅	K ₂ O	CaO
193	Potassium Nitrate	90	13.85		38.66			
194	Ammonium Dihydrogen Phosphate	90	12.15	29.92				
200	Potassium Dihydrogen Phosphate	90		22.74	28.76			
120b	Phosphate Rock (Florida)	90				34.57	0.12	49.40
694	Phosphate Rock (Western)	90				30.2	0.51	43.6

SRM	Composition (Nominal Weight Percent)											
	SiO ₂	F	Fe ₂ O ₃	Al ₂ O ₃	MgO	Na ₂ O	MnO	TiO ₂	CO ₂	CdO	U	V ₂ O ₅
120b	4.68	3.84	1.10	1.06	0.28	0.35	0.032	0.15	2.79	0.002	0.01284	
694	11.2	3.2	0.79	1.8	0.33	0.86	0.0116	(0.11)		0.015	0.01414	0.31



Ores									
SRM	79a	180	181	182	183				
Type	Fluorspar, Customs grade	Fluorspar, high grade	Lithium ore (Spodumene)	Lithium ore (Petalite)	Lithium ore (Lepidolite)				
Unit Weight	120g	120 g	45 g	45 g	45 g				
Constituents									
CaF ₂	97.39%	98.80%							
Li ₂ O			6.39%	4.34%	4.12%				
SRM	330	331	332	333					
Type	Copper, ore mill heads	Copper, ore mill tails	Copper, Concentrate	Molybdenum, Concentrate					
Unit Weight	100 g	100 g	50 g	35 g					
Constituents									
Cu	0.84%	0.091%	28.4%	1.038%					
Re	0.30 ppm	0.4 ppm	10.2 ppm	0.087%					
Mo	0.018%	0.0022%	0.64%	55.3%					
Au	(0.093 ppm)	(0.034 ppm)	(2.14 ppm)	(8.9 ppm)					
Ag	(1.37 ppm)	(0.243 ppm)	(38.7 ppm)	(25.0 ppm)					
SRM	Type	Wt/ Units (grams)	Constituent (Nominal Weight Percent)						
			WO ₃	Ca	Fe	Pb	Mn		
277	Tungsten Concentrate	100	67.4	(0.37)	(7.4)	(0.07)	(10.0)		
SRM	Mo	Nb	O ₂	P	Si	S	Ta	Sn	Ti
277	(0.06)	(1.0)	(21.4)	(0.03)	(0.85)	(0.25)	(0.20)	(0.54)	(2.2)
Values in parentheses are not certified, but are given for information only.									

SRM's are issued in a variety of sizes, shapes, and packages. Carlton Fisher compares a 64 mm diameter aluminum spectrometric SRM with that of a 32 mm diameter steel SRM.

Ores (Continued)

SRM	27f	690	691	692	693	113a	329
Type	Iron Ore, Sibley	Iron Ore, Canada	Iron Oxide, reduced	Iron Ore, Labrador	Iron Ore, Nimba	Zinc Concentrate	Zinc Concentrate
Unit Weight	100 g	150 g	100 g	150 g	150 g	100 g	100 g
Constituents (Nominal Weight Percent)							
Al ₂ O ₃	0.82	0.18	1.22	1.41	1.02		
BaO							
Cd						0.78	0.14
CaO	0.039	0.20	0.63	0.023	0.016	1.1 ₉	0.08
Co			0.030			(0.11)	(0.009)
Cu			0.032			0.31	0.13 ₂
In							0.019
Total Fe	65.97	66.85	90.8	59.58	65.11	2.08	12.9 ₄
Pb						2.80	6.0 ₆
MgO	0.019	0.18	0.52	0.035	0.013	0.75	0.16 ₅
MnO	0.011	0.23	0.043	0.46	0.091	Ni(0.07)	Ni(0.006)
P	0.041	0.011	0.006	0.039	0.056		
K ₂ O	0.008	0.0030		0.039	0.0028		
SiO ₂	4.17	3.71	3.7	10.14	3.87	(1.54)	(0.61)
Ag						0.046 ₇	0.0089
Na ₂ O	0.012	0.003	0.186	0.008	0.0028		
S	0.005	0.003	0.008	0.005	0.005	30.6	(31.7)
TiO ₂	0.019	0.022	0.27	0.045	0.035		
Zn						57. ₃	45. ₅
Moisture						0.008	0.4 ₅

Ores (Continued)

SRM	69b	696	697	698	699	120b	694	25d	670
Type	Bauxite, Arkan- sas	Bauxite, Surinam	Bauxite, Domini- can	Bauxite, Jamai- can	Alumina (Reduc- tion Grade)	Phosphate Rock, Florida	Phosphate Rock, Western	Manga- nese Ore	Rutile Ore
Unit Weight	60 g	60 g	60 g	60 g	60 g	90 g	90 g	100 g	90 g
Constituents (Nominal Weight Percent)									
Al ₂ O ₃	48.8	54.5	45.8	48.2		1.06	1.8	5.32	
BaO	(0.008)	(0.004)	(0.015)	(0.008)				(0.21)	
CdO						0.002	0.015		
CaO	0.13	0.018	0.71	0.62	0.036	49.40	43.6	(0.052)	
Co	(0.0001)	(0.00009)	(0.0013)	(0.0045)			F 3.2		
Cr ₂ O ₃	0.011	0.047	0.100	0.080	0.0002	F 3.84	(0.10)		0.23
FeO ₃	7.14	8.70	20.0	19.6	0.013	1.10	0.79	3.92	0.86
MgO	0.085	0.012	0.18	0.058	0.0006	0.28	0.33		
MnO	0.110	0.004	0.41	0.38	0.0005	0.032	0.0116	Mn51.78	
P ₂ O ₅	0.118	0.050	0.97	0.37	0.0002	34.57	30.2	0.25	
K ₂ O	0.068	0.009	0.062	0.010		0.12	0.51	0.93	
SiO ₂	13.43	3.79	6.81	0.69	0.014	4.68	11.2	2.52	0.51
Na ₂ O	0.025	(0.007)	(0.036)	(0.015)	0.59	0.35	0.86		
SO ₃	0.63	0.21	10.13	0.22				0.13	
TiO ₂	1.90	2.64	2.52	2.38		0.15	(0.11)		96.16
U						128.4μg/g	141.4μg/g		
V ₂ O ₅	0.028	0.072	0.063	0.064	0.0005		0.31		0.66
ZnO	0.0035	0.0014	0.037	0.029	0.013		(0.19)		
ZrO ₂	0.29	0.14	0.065	0.061					0.84
Ga ₂ O ₃					0.010				
Li ₂ O					0.002				
Available Oxygen								14.28	
Moisture								(0.96)	
Loss on Ignition	27.2	29.9	22.1	27.3					

Values in parentheses are not certified, but are given for information only.

Rocks, Minerals, and Refractories

SRM	1c	88b	70a	99a	97b	98a	81a	165a	1413
Type	Lime- stone, argilla- ceous	Lime- stone, dolomi- tic	Feld- spar, potash	Feld- spar, soda	Clay, flint	Clay, plastic	Glass sand	Glass sand (low iron)	Glass sand (high alumi- na)
Unit Weight	50 g	IN PREP	40 g	40 g	IN PREP	60 g	75 g	75 g	75g
Constituents (Nominal Weight Percent)									
Al ₂ O ₃	1.3		17.9	20.5		33.19	0.66	0.059	9.90
BaO			0.02	0.26		0.03			0.12
CaO	50.3		0.11	2.14		0.31			0.74
Cr ₂ O ₃						0.03	46 µg/g	(1.1 µg/g)	
Fe ₂ O ₃	0.55		0.07 ₅	0.06 ₅		1.34	0.082	0.012	0.24
Li ₂ O						0.070			
MgO	0.42			0.02		0.42			0.06
MnO	0.025								
P ₂ O ₅	0.04			0.02		0.11			
K ₂ O	0.28		11.8	5.2		1.04			3.94
Rb ₂ O			0.06						
SiO ₂	6.84		67.1	65.2		48.94			82.77
Na ₂ O	0.02		2.5 ₅	6.2		0.082			1.75
SrO	0.030					0.039			
TiO ₂	0.07		0.01	0.007		1.61	0.12	0.011	0.11
ZrO ₂						0.042	0.034	0.006	
Loss on Ignition	39.9		0.40	0.26		12.44			

Rocks, Minerals, and Refractories (Continued)

SRM	154b	278	688	76a	77a	78a
Type	Titanium dioxide	Obsidian rock	Basalt rock	Burnt Refractory (Al ₂ O ₃ -40%)	Burnt Refractory (Al ₂ O ₃ -60%)	Burnt Refractory (Al ₂ O ₃ -70%)
Unit Weight	90 g	35 g	60 g	75 g	75 g	75 g
Constituents (Nominal Weight Percent)						
Al ₂ O ₃		14.15	17.36	38.7	60.2	71.7
CaO		0.983		0.22	0.05	0.11
FeO			7.64			
Fe ₂ O ₃		2.04	10.35	1.6 _o	1.0 _o	1.2
Li ₂ O				0.042	0.2 _s	0.12
MgO				0.52	0.38	0.70
MnO		0.052	0.167			
P ₂ O ₅		0.036	0.134	0.12 _o	0.092	1.3
K ₂ O		4.16	0.187	1.33	0.09 _o	1.22
SiO ₂		73.05	48.4	54.9	35.0	19.4
Na ₂ O		4.84	2.15	0.07	0.037	0.078
SrO				0.037	0.009	0.25
TiO ₂	99.74	0.245	1.17	2.0 ₃	2.6 ₆	3.2 ₂
ZrO ₂				0.15	0.21	0.31
Loss on Ignition				(0.34)	(0.22)	(0.42)



Pam Clark processes orders from foreign customers whose use (and purchases) of SRM's has increased markedly in recent years.

Rocks, Minerals, and Refractories (Continued)

SRM	103a	198	199
Type	Chrome Refractory	Silica Refractory	Silica Refractory
Unit Weight	60 g	45 g	45 g
Constituents (Nominal Weight Percent)			
Al ₂ O ₃	29.96	0.16	0.48
CaO	0.69	2.71	2.41
Cr ₂ O ₃	32.06		
FeO	12.43		
Fe ₂ O ₃		0.66	0.74
Li ₂ O		0.001	0.002
MgO	18.54	0.07	0.13
MnO	0.11	0.008	0.007
P ₂ O ₅	0.01	0.022	0.015
K ₂ O		0.017	0.094
SiO ₂	4.63		
Na ₂ O		0.012	0.015
TiO ₂	0.22	0.02	0.06
ZrO ₂	0.01	<0.01	0.01
Loss on Ignition		0.21	0.17
Values in parentheses are not certified, but are given for information only.			

Carbides

SRM	Type	Wt/Unit (grams)	Chemical Composition (Nominal Weight Percent)					
			SiC	Total C	Free C	Fe	O ₂	N ₂
112b	Silicon Carbide	80	97.37	29.43	0.26	0.13		
276a	Tungsten Carbide	75		6.11	(0.02)		(0.03)	(0.003)

Glasses

SRM	89	91	92	93a	620	621	1411	1412	1830	1831
Type	Lead-Barium	Opal	Low-Boron	High-Boron	Soda-Lime, Flat	Soda-Lime, Container	Soft Borosilicate	Multi Component	Soda-Lime, Float	Soda-Lime, Sheet
Unit Size	45 g	45 g	45 g	Wafer 32 mm D×6 mm	3 platelets 35×35×3 mm	3 disks 38 mm D×5 mm	10 platelets	8 platelets	3 platelets 38×38×6 mm	3 platelets 37×37×3 mm
Constituent (Nominal Weight Percent)										
SiO ₂	65.35	67.50	(75.0)	80.8	72.8	71.13	58.04	42.38	73.07	73.08
PbO	17.50	0.10						4.40		
Al ₂ O ₃	0.18	6.01		2.28	1.80	2.76	5.68	7.52	0.12	1.21
Fe ₂ O ₃	0.049	0.079		0.028	0.043	0.040	0.050	(0.031)	0.121	0.087
ZnO		0.08	(0.2)				3.85	4.48		
CdO								4.38		
MnO	0.088	(0.008)								
TiO ₂	0.01	0.019		0.014	0.018	0.014	0.02		0.011	0.019
ZrO ₂	0.005	0.009		0.042		0.007				
CaO	0.21	10.49	(8.3)	0.01	7.11	10.71	2.18	4.53	8.56	8.20
BaO	1.40					0.12	5.00	4.67		
Li ₂ O								(4.50)		
MgO	0.03	(0.008)	(0.1)	0.005	3.69	0.27	0.33	(4.69)	3.90	3.51
K ₂ O	8.40	3.24	(0.6)	0.014	0.41	2.01	2.97	4.14	0.04	0.33
Na ₂ O	5.70	8.47	(13.1)	3.98	14.39	12.74	10.14	4.69	13.75	13.32
B ₂ O ₃			0.70	12.56			10.94	4.53		
P ₂ O ₅	0.23	0.023								
As ₂ O ₅	0.36	0.10								
As ₂ O ₃	0.03	0.09			0.056	0.030				
SO ₃	0.03				0.28	0.13			0.26	0.25
Cl	0.05	0.015		0.06						
SrO							0.09	4.55		
F		5.73								
Loss on Ignition	0.32		(0.42)							

Values in parentheses are not certified, but are given for information only.

Cements

These SRM's are for x-ray spectroscopic and chemical analysis of portland cements and related materials. Each unit consists of three sealed vials each containing approximately 5 g of material.

SRM	633	634	635	636	637	638	639	1880	1881
Type	RED	GOLD	BLUE	YELLOW	PINK	GREEN	CLEAR	BLACK	WHITE
Unit Weight	15 g	15 g	15 g	15 g	15 g	15 g	15 g	15 g	15 g
Constituent (Nominal Weight Percent)									
CaO	64.5 ₀	62.5 ₈	59.8 ₃	63.5 ₄	66.0 ₄	62.0 ₉	65.7 ₆	63.13	58.67
SiO ₂	21.8 ₈	20.7 ₃	18.4 ₁	23.2 ₂	23.0 ₇	21.4 ₈	21.6 ₁	19.82	22.25
Al ₂ O ₃	3.7 ₈	5.2 ₁	6.2 ₉	3.0 ₂	3.2 ₈	4.4 ₅	4.2 ₈	5.02	4.19
Fe ₂ O ₃	4.20	2.84	2.61	1.61	1.80	3.55	2.40	2.91	4.68
SO ₃	2.2 ₀	2.2 ₁	7.0 ₇	2.3 ₁	2.3 ₈	2.3 ₄	2.4 ₈	3.37	3.65
MgO	1.0 ₄	3.3 ₀	1.2 ₃	3.9 ₅	0.6 ₇	3.8 ₃	1.2 ₆	2.69	2.62
K ₂ O	0.17	0.42	0.45	0.59	0.25	0.59	0.06	0.91	1.17
TiO ₂	0.24	0.29	0.32	0.18	0.21	0.25	0.32	0.23	0.23
Na ₂ O	0.64	0.15	0.07	0.11	0.15	0.13	0.65	0.28	0.04
SrO	0.31	0.12	0.21	0.04	0.09	0.07	0.15	0.06	0.11
P ₂ O ₅	0.24	0.10	0.17	0.08	0.24	0.06	0.08	0.29	0.09
Mn ₂ O ₃	0.04	0.28	0.09	0.12	0.06	0.05	0.08	0.08	0.26
F	0.08	0.08	0.04	0.06	0.04	0.04	0.02	0.10	0.09
ZnO	0.01	0.02	0.01	0.03	0.01	0.10	0.01	0.01	0.01
Cr ₂ O ₃	0.01	0.08	0.01	0.01	0.01	0.01	0.01		
Ignition loss	0.7 ₅	1.6 ₂	3.2 ₄	1.1 ₆	1.6 ₉	0.9 ₅	1.0 ₀	1.38	2.01
Total	100.06	100.00	100.03	100.00	99.97	99.97	100.16	100.30	100.07
SRM	Type							Unit	
1882	Calcium Aluminate Cement (40% Al ₂ O ₃)							IN PREP	
1883	Calcium Aluminate Cement (70% Al ₂ O ₃)							IN PREP	

Trace Elements

The SRM's are for trace chemical analysis, specifically for calibrating instruments and evaluating analytical techniques used to determine trace elements in inorganic matrices.

SRM	607	610-611	612-613	614-615	616-617
Type	Trace Elements in Potassium Feldspar	Trace Elements in Glass	Trace Elements in Glass	Trace Elements in Glass	Trace Elements in Glass
Concentration		500 ppm	50 ppm	1 ppm	0.02 ppm
Wafer Thickness		610 3 mm 611 1 mm	612 3 mm 613 1 mm	614 3 mm 615 1 mm	616 3 mm 617 1 mm
Unit of Issue	5 g	6 Wafers	6 Wafers	6 Wafers	6 Wafers
Element	Nominal Concentrations (ppm)				
Antimony				(1.06)	(0.078)
Barium			(41)		
Boron		(351)	(32)	(1.30)	(0.20)
Cadmium				(0.55)	
Cerium			(39)		
Cobalt		(390)	(35.5)	(0.73)	
Copper		(444)	(37.7)	1.37	(0.80)
Dysprosium			(35)		
Erbium			(39)		
Europium			(36)	(0.99)	
Gadolinium			(39)		
Gallium				(1.3)	(0.23)
Gold		(25)	(5)	(0.5)	(0.18)
Iron		458	51	(13.3)	(11)
Lanthanum			(36)	(0.83)	(0.034)
Lead		426	38.57	2.32	1.85
Manganese		485	(39.6)		
Neodymium			(36)		
Nickel		458.7	38.8	(0.95)	
Potassium		(461)	(64)	30	29
Rubidium	523.90	425.7	31.4	0.855	0.100
Samarium			(39)		
Scandium				(0.59)	(0.026)
Silver		(254)	22.0	0.42	
Strontium	65.485	515.5	78.4	45.8	41.72
Thallium		(61.8)	(15.7)	(0.269)	(0.0082)
Thorium		457.2	37.79	0.748	0.0252
Titanium		(437)	(50.1)	(3.1)	(2.5)
Uranium		461.5	37.38	0.823	0.0721
Ytterbium			(42)		
Zinc		(433)			

In addition to the elements listed above, the glass SRM's contain the following 25 elements: As, Be, Bi, Cs, Cl, F, Ge, Hf, Hg, Li, Lu, Mg, Nb, P, Pr, Se, S, Te, Tb, Tm, Sn, W, V, Y, and Zr.

NOTE: Glass—Nominal Composition: 72% SiO₂, 12% CaO, 14% Na₂O, and 2% Al₂O₃.

Values in parentheses are not certified, but are given for information only.

Nuclear Materials

Special Nuclear Materials

These SRM's are available to Department of Energy contractors, Nuclear Regulatory Commission, or State Licensees, and foreign governments that have entered into an agreement of cooperation with the U.S. Government regarding the use of these materials. Purchase orders and requests for information regarding ordering procedures, availability, and shipment of these SRM's should be directed to:

NBS Special Nuclear Standard Reference Materials

U.S. Department of Energy

New Brunswick Laboratory, D-350

9800 South Cass Avenue

Argonne, IL 60439

(312) 972-2453

FTS: 972-2453

Plutonium Assay

SRM	Identification (Batch Name)	Constituent Certified	Element Weight* (g)	(Weight Percent)
945	Plutonium Metal, standard matrix	Impurities	5	99.9
949f	Plutonium Metal Assay	Plutonium Content	0.5	99.99
*Nominal weight				

Plutonium Isotopic

SRM	Identification (Batch Name)	Element Weight (g)	Certified Isotopes (Atom Percent)					
			²³⁸ Pu	²³⁹ Pu	²⁴⁰ Pu	²⁴¹ Pu	²⁴² Pu	²⁴⁴ Pu
946	Plutonium Sulfate Tetrahydrate	0.25	0.232	84.464	12.253	2.477	0.574	
947	Plutonium Sulfate Tetrahydrate	0.25	0.278	77.089	18.610	2.821	1.202	
948	Plutonium Sulfate Tetrahydrate	0.25	0.010	91.736	7.922	0.299	0.0330	
996	Plutonium—Spike	0.001	0.005	0.034	0.677	0.092	1.325	97.867

Uranium Assay

SRM	Identification (Batch Name)	Constituent Certified	Element Weight (g)	Assay (Weight Percent)
950b	Uranium Oxide	U ₃ O ₈	25	99.968
960	Uranium Metal	U	26	99.975
993	Uranium—235 Spike (solution)	U-235	0.1	99.8184
995	Uranium—233 Spike (solution)	U-233	0.005	99.9232
969	Uranium Oxide (for NDA measurements)	U-235	200	Set of 5 enrichments 0.3, 0.7, 2.0, 3.0, 4.5%

Uranium Isotopic

SRM	Uranium Oxide (U ₃ O ₈)	Wt (grams)	Certified Isotopes (Atom Percent)			
			²³⁴ U	²³⁵ U	²³⁶ U	²³⁸ U
U-0002	Depleted	1.0	0.00016	0.01755	<0.00001	99.9823
U-005a	Depleted	1.0	0.0034	0.5064	0.00118	99.4890
U-010	Enriched	1.0	0.00541	1.0037	0.00681	98.984
U-015	Enriched	1.0	0.00850	1.5323	0.0164	98.443
U-020a	Enriched	1.0	0.01732	2.0262	0.01179	97.9447
U-030a	Enriched	1.0	0.02778	3.0404	0.000599	96.9312
U-050	Enriched	1.0	0.0279	5.010	0.0480	94.915
U-100	Enriched	1.0	0.0676	10.190	0.0379	89.704
U-150	Enriched	1.0	0.0993	15.307	0.0660	84.528
U-200	Enriched	1.0	0.1246	20.013	0.2116	79.651
U-350	Enriched	1.0	0.2498	35.190	0.1673	64.393
U-500	Enriched	1.0	0.5181	49.696	0.0755	49.711
U-750	Enriched	1.0	0.5923	75.357	0.2499	23.801
U-800	Enriched	1.0	0.6563	80.279	0.2445	18.820
U-850	Enriched	1.0	0.6437	85.137	0.3704	13.848
U-900	Enriched	1.0	0.7777	90.196	0.3327	8.693
U-930	Enriched	1.0	1.0812	93.336	0.2027	5.380
U-970	Enriched	1.0	1.6653	97.663	0.1491	0.5229

Special Nuclear Containers

SRM	Type	Size
9900	Special Nuclear Container	Service
9940	Special Nuclear Container, DOT 6M	13 gallon
9941	Special Nuclear Container	55 gallon
9942	Special Nuclear Container, Type A	10 gallon
NOTE: These special packaging materials may be necessary to fill your order, depending upon Department of Energy, Department of Transportation, and Nuclear Regulatory Commission shipping requirements.		

Radiation Dosimetry

This SRM is a cobalt-in-aluminum alloy wire 0.5 mm in diameter and 1 meter long for use as a neutron density monitor standard.

SRM	Identification (Batch Name)	Cobalt Content (Weight Percent)
953	Neutron density monitor wire (Co in Al)	0.116

Fission Track Glass

These SRM's containing uranium at three concentration levels, will aid laboratories, performing fission track analyses, in interlaboratory comparisons of data and in monitoring neutron fluences. The materials were irradiated in the NBS 10 Megawatt Research Reactor, at two different neutron energies.

Each SRM unit contains four unirradiated glass wafers and two irradiated wafers.

SRM	Uranium Content (ng/g)	U (Atom Percent)	Reactor Position	Cu Foil	Au Foil
961	461.5	0.2376	RT-3:	Neutron Flux ($\times 10^{12} \text{n}\cdot\text{cm}^{-2}\cdot\text{s}^{-1}$)	
				4.56	5.43
			RT-4:	1.31	1.46
962a	37.38	0.2392	RT-3:	Neutron Fluence ($\times 10^{14} \text{n}\cdot\text{cm}^{-2}$)	
				4.37	4.75
			RT-4:	3.87	4.17
963a	0.823	0.2792	RT-3:	41.2	45.8
			RT-4:	39.5	43.0

Stable Isotopic Materials

The isotopic composition of these SRM's has been determined by mass spectrometry.

SRM	Isotopic Reference Standards	Element Certified	Wt/Unit (grams)
951	Boric Acid	Boron	100
952	Boric Acid, 95% Enriched ^{10}B	Boron	0.25
975	Sodium Chloride	Chlorine	0.25
977	Sodium Bromide	Bromine	0.25
978a	Silver Nitrate	Silver	0.25
979	Chromium Nitrate	Chromium	0.25
980	Magnesium Metal	Magnesium	0.25
*981	Lead Metal, Natural	Lead	1.0
*982	Lead Metal, Equal Atom (206/208)	Lead	1.0
*983	Lead Metal, Radiogenic (92%-206)	Lead	1.0
984	Rubidium Chloride, assay and isotopic	Rubidium	0.25
985	Potassium Chloride, assay and isotopic	Potassium	1.0
987	Strontium Carbonate, assay and isotopic	Strontium	1.0
989	Rhenium, assay and isotopic	Rhenium	pkg. (50)
990	Silicon, assay and isotopic	Silicon	wafer, 3 cm \times 0.2 cm
991	Lead-206 Spike, assay and isotopic	Lead	15
994	Gallium Metal, isotopic	Gallium	0.25
997	Thallium Metal, isotopic	Thallium	0.25
*Sold as a set containing SRM 981, 982, and 983.			



Rosemary Blasingame prepares hazardous-material documentation to accompany the certificates and invoices issued with SRM's.

*High-purity succinonitrile sealed in a glass cell
forms SRM 1970, a melting point standard
near 58 °C.*



Physical Properties

ION ACTIVITY

pH

These SRM's are used to prepare solutions of known hydrogen ion concentration to calibrate commercial pH instruments. SRM's 186Ic and 186IIc, 191a and 192a, and 922 and 923 are certified for use as admixtures only. SRM's 186Ic and 186IIc may be used to prepare a solution with a pH of 6.863 at 25 °C, or a physiological buffer solution with a pH of 7.415 at 25 °C.

SRM	Type	pH(S) Values (at 25°C)	Wt/Unit (grams)
185f	Potassium hydrogen phthalate	4.006	60
186Ic	Potassium dihydrogen phosphate	{ 6.863 7.415	30
186IIc	Disodium hydrogen phosphate		30
187c	Sodium tetraborate decahydrate (Borax)	9.180	30
188	Potassium hydrogen tartrate	3.557	60
189	Potassium tetroxalate	1.679	65
191a	Sodium bicarbonate	{ 10.011	25
192a	Sodium carbonate		30
922	Tris(hydroxymethyl)aminomethane	{ 7.699	25
923	Tris(hydroxymethyl)aminomethane hydrochloride		35

pD

These SRM's are for the preparation of solutions of known deuterium-ion concentration to calibrate pH indicating equipment to indicate pD data. SRM's 2186I and 2186II, and 2191a and 2192a are certified for use as admixtures only.

SRM	Type	pD(S) Values (at 25°C)	Wt/Unit (grams)
2185	Potassium hydrogen phthalate	4.518	60
2186I	Potassium dihydrogen phosphate	{ 7.428	30
2186II	Disodium hydrogen phosphate		30
2191a	Sodium bicarbonate	{ 10.732	30
2192a	Sodium carbonate		30

Ion-Selective Electrodes

These SRM's are certified for the calibration of ion-selective electrodes and have conventional ionic activities based on the Stokes-Robinson hydration theory for ionic strengths greater than 0.1 mole per liter.

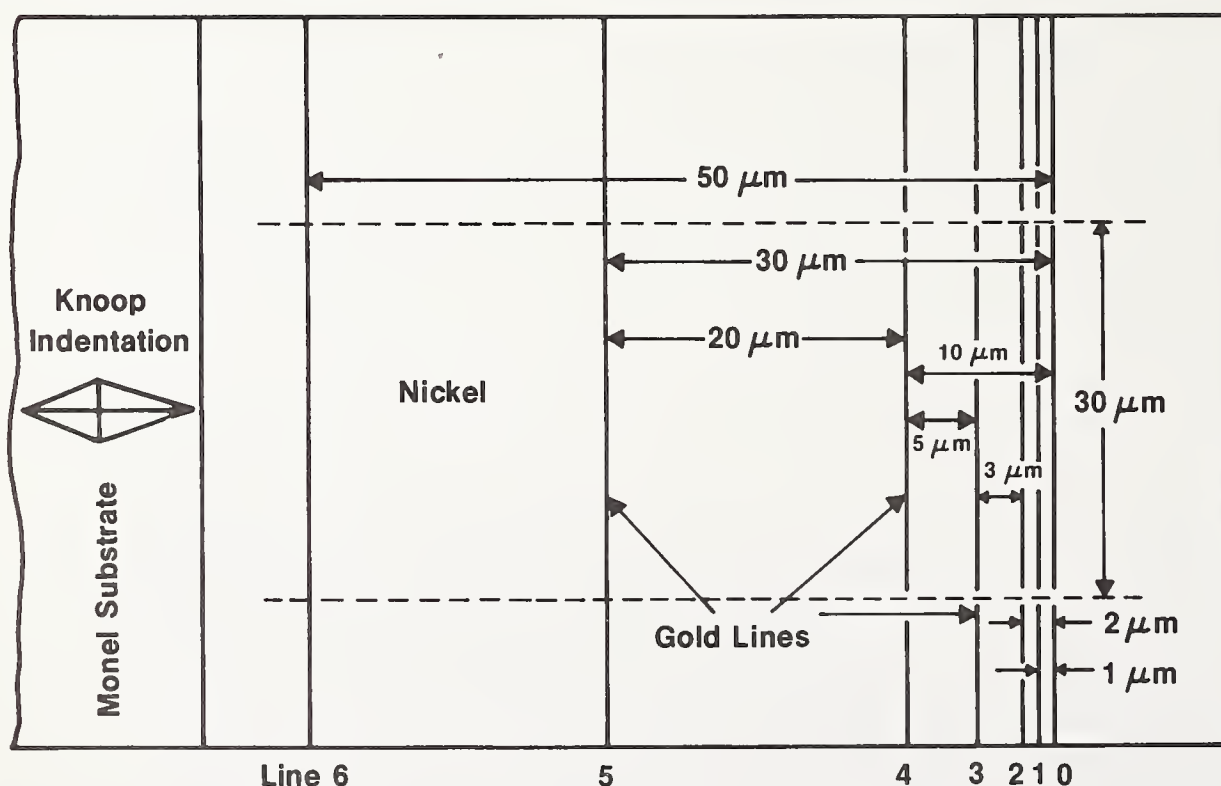
SRM	Type	Certified Property	Wt/Unit (grams)
2201	Sodium Chloride	pNa, pCl	125
2202	Potassium Chloride	pK, pCl	160
2203	Potassium Fluoride	pF	125

METROLOGY

Scanning Electron Microscope (SEM)

These SRM's are for calibrating the magnification scale and evaluating the performance of Scanning Electron Microscopes. SRM 484d has spacings of 1, 2, 3, 5, 10, 20, 30, and 50 μm and can be used to calibrate the magnification scale of an SEM from 1000 to 20,000 X to an accuracy of 5 percent or better. SRM 2069a consists of graphitized natural fibers with smooth and uniform edges on an SEM specimen mount.

SRM	Type	Size
484d	SEM Magnification Standard	11 mm D, 6.5 mm high
2069a	SEM Performance Standard	12 mm D, 3 mm peg



Copper Filled Plastic

Alternating layers of gold and nickel are used to fabricate SRM 484d. The diagram shows the spacings between gold lines used to calibrate the magnification scale of scanning electron microscopes.

Optical Microscope Linewidth-Measurement

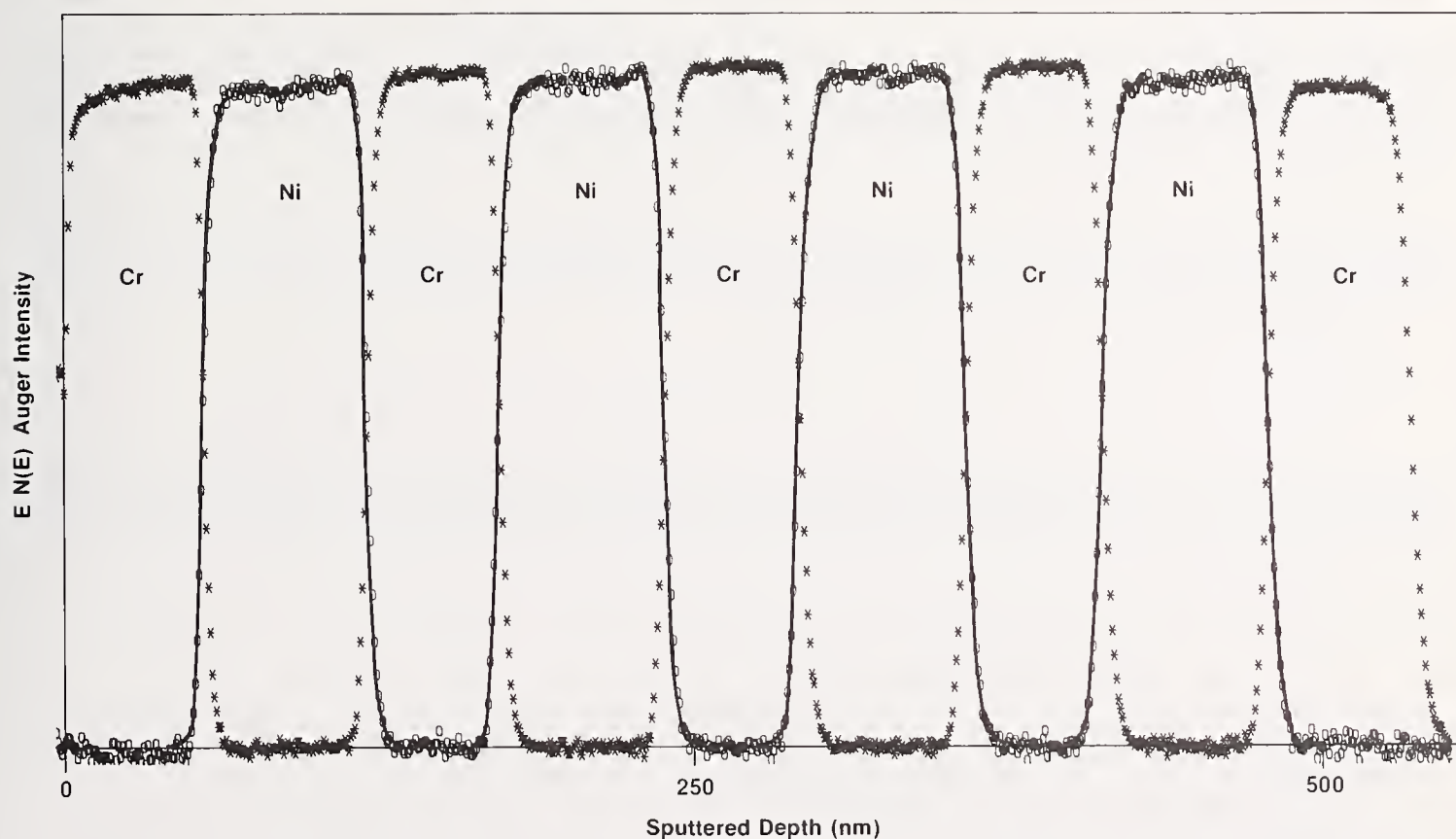
These SRM's are for use in calibrating optical microscopes used to measure the widths of opaque lines and clear spaces on integrated-circuit photomasks. They can also be used to calibrate line spacings and line-to-space ratios. The accuracy of a measured linewidth or line spacing is $\pm 0.05\mu\text{m}$ or better. They are not for use with partially transmitting materials, in reflected light with opaque materials, or in a scanning electron microscope. SRM 475 is made with anti-reflective chromium on a borosilicate glass substrate. SRM 476 is made with bright chromium.

SRM	Type	Spacings	Size
475	Linewidth Measurement Standard	0.5 to 12 μm	$6.35 \times 6.35 \times 0.15$ cm
476	Linewidth Measurement Standard	0.5 to 12 μm	$6.35 \times 6.35 \times 0.15$ cm

Depth Profiling

This SRM is for calibrating equipment used to measure sputtered depth and erosion rates in surface analysis. SRM 2135 consists of nine alternating metal thin-film layers—five layers of pure chromium and four of pure nickel—on a polished silicon (100) substrate. It is certified for total chromium and total nickel thickness, for individual layer uniformity, for Ni/Cr bi-layer uniformity, and for individual layer thickness. The nominal thicknesses for Cr and Ni are 53 and 66 nm, respectively.

SRM	Type	Unit/Size
2135	Ni-Cr Thin-Film Depth Profile Standard	$1 \times 2.54 \times 0.04$ cm



Auger sputter depth profile of SRM 2135 was obtained using 1 keV argon ion bombardment. Total sputtering time was 16 hours; the Ni (o) and Cr (x) Auger intensities shown have been normalized.

COATING THICKNESS

These magnetic type thickness SRM's are 30 × 30 mm for calibrating coating thickness gages used to measure the thickness of nonmagnetic coatings on steel, or nickel on steel. The steel substrates have the properties of AISI 1010 steel and the nickel coatings have the properties of an annealed Watts nickel electrodeposited free of cobalt and iron.

These SRM's may be used to measure the thickness of paint and other organic coatings on steel, as well as zinc (galvanized) and other nonmagnetic metallic coatings.

Nonmagnetic Coating on Magnetic Substrate (Cu and Cr on Steel)			
SRM	Unit Size	Nominal Coating Thickness	
		micrometer	milliinch (mil)
1357	Set of 3	6, 20, 48	0.2, 0.8, 2.0
1358	Set of 3	80, 225, 1000	3.1, 9.8, 39
1359	Set of 4	48, 140, 505, 800	2.0, 5.5, 20, 32
1360	Set of 4	2.5, 6, 12, 20	0.1, 0.2, 0.5, 0.8
1361a	Set of 4	6, 12, 25, 50	0.2, 0.5, 1.0, 2.0
1362a	Set of 4	40, 80, 140, 200	1.6, 3.1, 5.5, 7.9
1363a	Set of 4	255, 385, 505, 635	9.8, 16, 20, 26
1364a	Set of 4	800, 1000, 1525, 1935	32, 39, 59, 79
Magnetic Coating on Magnetic Substrate (Nickel on Steel)			
SRM	Unit Size	Nominal Coating Thickness	
		micrometer	milliinch (mil)
1365a	Set of 4	3, 8.5, 14, 19	0.1, 0.4, 0.6, 0.8
1366a	Set of 4	25, 34.5, 42, 50	1.0, 1.4, 1.6, 2.0

COATING WEIGHT

The gold coating SRM's are 15 × 15 mm and were measured by beta-ray backscatter and x-ray fluorescence techniques relative to NBS gold coating materials for which the average weights per unit area were determined by weight and area measurements. These SRM's are for calibrating equipment used to measure weight per unit area of gold coating of equivalent purity.

Gold Coating on Glass Sealing Alloy (Fe53-Ni29-Co17)				
SRM	Unit Size	Nominal Coating Weight (mg/cm ²)	Nominal Coating Thickness	
			micrometer	microinch
1398a	Set of 4	1.5, 3.0, 6.0, 14.0	0.8, 1.5, 3, 7	30, 60, 120, 280
Gold Coating on Nickel				
SRM	Unit Size	Nominal Coating Weight (mg/cm ²)	Nominal Coating Thickness	
			micrometer	microinch
1379	1 each	0.35	0.175	7
1380	1 each	0.55	0.275	11
1387	1 each	2.2	1.4	45
1399b	Set of 4	1.5, 3.0, 6.0, 14.0	0.8, 1.5, 3, 7	30, 60, 120, 280

Glass

Chemical Resistance (Durability) of Glass

These SRM's are for checking test methods and calibrating equipment used to determine the resistance of glass containers to chemical attack. The values below represent the volume of fiftieth-normal sulfuric acid used to titrate to the methyl-red end point the alkaline extract from a crushed sample of glass after exposure to high-purity water at 121°C.

SRM	Type	Unit of Issue	mL of N/50 H ₂ SO ₄
622	Soda-lime-silica	2.2 kg	7.67
623	Borosilicate	2.2 kg	0.34

Electrical Properties of Glass

SRM 624 is for checking test methods and for calibrating equipment used to determine the dc volume resistivity of glass per ASTM C657. SRM 774 is for checking methods used to determine dielectric constant and ac loss characteristics of insulating materials per ASTM D150.

SRM	Type	Unit of Issue	Approximate Value
624	Lead-silica, for dc resistivity	200 kg	$\log_{10}\rho \sim 9.9 \Omega\text{-cm}$
774	Lead-silica, for dielectric constant	$5 \times 5 \times 2.5 \text{ cm}$	$K \sim 7.47$

Viscosity

SRM's 710a, 711, and 717 are rectangular bars for checking the performance of high-temperature viscosity equipment (rotating cylinders) and low-temperature viscosity equipment (fiber elongation, beam-bending, parallel-plates, etc.).

SRM	Temperature (°C) at Viscosity (poises)										
	10 ²	10 ³	10 ⁴	10 ⁵	10 ⁶	10 ⁷	10 ⁸	10 ⁹	10 ¹⁰	10 ¹¹	10 ¹²
710a	(IN PREP)										
711	1327.1	1072.8	909.0	794.7	710.4	645.6	594.3	552.7	518.2	489.2	464.5
717	1545.1	1248.8	1059.4	927.9	831.2	757.1	698.6	651.1	611.9	579.0	550.9

Viscosity Fixpoints

SRM	Type of Glass	Unit of Issue	Softening Point °C	Annealing Point °C	Strain Point °C
709	Extra Dense Lead	500 g	384	328	311
710a	Soda Lime-Silica, type 523/586	IN PREP			
711	Lead-Silica, type 617/366	1.3 kg	602	432	392
712	Mixed Alkali Lead Silicate ¼ in patties (6 pcs.)	225 g	528	386	352
713	Dense Barium Crown 620/603 1⅜ in diam × ⅝ in thick gobs (4 pcs.)	225 g	738	631	599
714	Alkaline Earth Alumina Silicate ¼ in diam cane (16 pcs.—6 in long)	225 g	908	710	662
715	Alkali-Free Aluminosilicate ¼ in diam cane (13 pcs.—6 in long)	200 g	961	764	714
716	Neutral, ½ in diam cane (6 pcs.—6 in long)	250 g	794	574	530
717	Borosilicate, 4.2 cm × 4.2 cm × 12.5 cm bar	450 g	720	516	471

Relative Stress Optical Coefficient

These glasses are for calibrating instruments used to measure relative stress optical coefficient per ASTM C770. They are rectangular bars.

SRM	Type of Glass	Unit of Issue	Relative Stress Optical Coefficient at $\lambda = 546.1$ nm
708	Lead-Silica, A	625 g	Glass A $C = 2.857$ Brewsters, $10^{-12} \text{m}^2/\text{N}$
	Borosilicate, B	275 g	Glass B $C = 3.652$ Brewsters, $10^{-12} \text{m}^2/\text{N}$
709	Extra dense Lead	500 g	$C = -1.359$ Brewsters, $10^{-12} \text{m}^2/\text{N}$

Glass Liquidus Temperature

This SRM is for checking test methods and for calibrating equipment used to determine the liquidus temperature of glass by the gradient furnace methods per ASTM C829.

SRM	Type	Unit of Issue	Temperature, °C
773	Soda-lime-silica, for liquidus temperature $2.5 \times 2.5 \times 0.6$ cm	60 g	990

Elasticity

This SRM is for calibrating apparatus used in the measurement of resonance frequencies from which elastic moduli are calculated. Each bar has been individually measured and calibrated, and all surfaces were machined flat and parallel.

SRM	Type	Size
718	Polycrystalline Alumina	$12.7 \times 1.27 \times 0.32$ cm

Density

SRM's 211c, 217c, 2211, 2212, and 2213 are certified for density (air saturated at 1 atm) at 20, 25, and 30°C, and may be used to calibrate pycnometers and density balances.

SRM's 1840 and 1841 are certified for density at 20°C and may be used to determine the density of solids and liquids by means of hydrostatic weighing.

SRM	Type	Density 20 °C (g/cm ³)	Amount
211c	Toluene	0.86686	5mL
2211	Toluene	0.86686	8 mL
2212	Toluene	0.86686	25mL
217c	2,2,4 Trimethylpentane (<i>Isooctane</i>)	0.691929	5mL
2213	2,2,4 Trimethylpentane (<i>Isooctane</i>)	0.691929	25mL
1840	Silicon	2.329	100 g
1841	Silicon	2.329	200 g

Microhardness

These SRM's are for use in calibrating and checking the performance of microhardness testers. These test blocks were made by electroforming the test metal on a steel substrate. The hardness numbers are certified at loads of 25, 50, and 100 gram-force for both Vickers and Knoop indenters.

SRM	Type	Hardness	Size
1893	Bright Copper (Knoop)	125 KHN	12.5 mm square
1894	Bright Copper (Vickers)	125 VHN	12.5 mm square
1895	Bright Nickel (Knoop)	550 KHN	12.5 mm square
1896	Bright Nickel (Vickers)	550 VHN	12.5 mm square
1905	Bright Nickel (Knoop) (IN PREP)		

Ultrasonics

This SRM is a displacement-measuring transducer to be used to determine the size and character of surface vibrations in the frequency range of 0.1 to 1 MHz. It may also be used as a standard against which other transducers may be calibrated.

SRM	Type	Unit
1856	Acoustic Emission Transducer	Each

Polymers

Molecular Weight

SRM	Type	Wt/Unit (grams)
705	Polystyrene, narrow molecular weight distribution, $M_w \approx 179,300$, $M_w/M_n \approx 1.07$	5
706	Polystyrene, broad molecular weight distribution, $M_w \approx 257,800$, $M_w/M_n \approx 2.1$	18
1475	Polyethylene, linear, $M_w \approx 52,000$, $M_w/M_n \approx 2.9$	50
1476	Polyethylene, branched	50
1478	Polystyrene, narrow molecular weight distribution, $M_w \approx 37,400$, $M_w/M_n \approx 1.04$	2
1479	Polystyrene, narrow molecular weight distribution, $M_w \approx 1,050,000$	2
1482	Polyethylene, linear, $M_w \approx 13,600$	1
1483	Polyethylene, linear, $M_w \approx 32,100$	1
1484	Polyethylene, linear, $M_w \approx 119,600$	1

These materials are certified for the properties indicated in the table.

Property	Method	705	706	1475	1476	1478	1479	1482	1483	1484
Molecular Weight: Weight Average	(Light Scattering)	X	X	X			X	X	X	X
	(Sedimentation Equilibrium)	X	X			X				
	(Gel Permeation Chromatography-GPC)			X						
Number Average	(Osmometry)	X				X		X	X	X
	(GPC)			X						
Molecular Weight Distribu- tion	(GPC)			X						
Limiting Viscosity Number	(Capillary Viscometer)					X				
Benzene 25°C		X	X							
Benzene 35°C		X								
Cyclohexane 35°C		X	X							
1-Chloronaphthalene 130°C				X	X			X	X	X
1,2,4-trichlorobenzene 130°C				X	X			X	X	X
Decahydronaphthalene 130°C				X	X					
Melt Flow	(ASTM)			X	X					
Density	(ASTM)			X	X					
Heat Capacity	(Adiabatic)	X		X						

Rheology

This SRM is for calibrating instruments used in polymer technology and science to determine rheological properties of polymer melts or solutions. It is certified for Rate of Shear, Viscosity, and First Normal Stress Difference at 25°C.

SRM	Type	Unit size
1490	Polyisobutylene Solution in Cetane	250 mL

Heat

Calorimetric

These SRM's are intended to relate the gain or loss of energy and work experienced during a chemical reaction or by change of temperature to the units of energy and work as defined by the International System of Units (SI). The unit for energy and work under this system is the joule, which is related to the calorie by the equation: 4.184 joule = 1 calorie.

Combustion Calorimetric			
SRM	Type	Approximate Heat of Combustion (MJ/kg)	Unit Amount
39i	Benzoic Acid	26.4	30 g
217c	2,2,4-Trimethylpentane (<i>Isooctane</i>)	47.712	5 mL
2213	2,2,4-Trimethylpentane (<i>Isooctane</i>)	47.712	25 mL
1656	Thianthrene	33.480	30 g
1657	Synthetic Refuse Derived Fuel	13.87	100 g
2151	Nicotinic Acid	22.184	25 g
2152	Urea	-10.536	25 g
2682	Coal, Sub-bituminous: %S=0.47; %Ash=6.37	27.45 (11800 BTU/lb)	50 g
2683	Coal, Bituminous: %S=1.85; %Ash=6.85	32.70 (14060 BTU/lb)	50 g
2684	Coal, Bituminous: %S=3.00; %Ash=11.09	29.68 (12760 BTU/lb)	50 g
2685	Coal, Bituminous: %S=4.62; %Ash=16.53	28.15 (12100 BTU/lb)	50 g
NOTE: The calorific values (MJ/kg) may decrease upon the aging or normal oxidation of the coals. NBS will continue to monitor these calorific values and report any substantive change to the purchaser.			

Solution Calorimetric

SRM	Type	Heat of Solution (MJ/kg)	Wt/Unit (grams)
724a	Tris(hydroxymethyl)aminomethane (Hydrochloric Acid and Sodium Hydroxide Solution Calorimetry)	Evolved 0.24576 Absorbed 0.1418	50
1655	Potassium Chloride (Water Solution Calorimetry)	Absorbed 0.235	30

Heat Source Calorimetric

SRM	Type	Heat of Evolution (MJ/kg)	Wt/Unit (grams)
1651	Zirconium-barium chromate heat source powder	1.46	50
1652	Zirconium-barium chromate heat source powder	1.632	50
1653	Zirconium-barium chromate heat source powder	1.762	50

Enthalpy and Heat Capacity

SRM	Type	Temperature Range (K)	Unit Size
RM 5	Copper	~25	19 mm D × 12 cm
705	Polystyrene, powder	10–350	5 g
720	Synthetic sapphire, small rods	0–2250	15 g
781-D1	Molybdenum, sintered rod	273.15–2800	10 cm × 0.32 cm D
781-D2	Molybdenum, sintered rod	273.15–2800	10 cm × 0.64 cm D
1475	Polyethylene, powder	5–360	50 g

Differential Scanning Calorimetry

These SRM's are for calibrating differential scanning calorimeters, differential thermal analyzers, and similar instruments.

SRM	Type	Melting Temperature	Enthalpy of Fusion	Unit of Issue (mm)
2220	Tin (99.9995%)	505.08 K	56.057 J/g	6096×25×0.127
2221	Zinc (99.999%)	692.59 K	111.18 J/g	965.2×152.4×0.0508

This SRM is for evaluating methods of determining purity by differential scanning calorimetry. It consists of phenacatin and phenacetin doped with p-aminobenzoic acid.

SRM	Type	Dopant Level (p-ABA, mol%)	Unit
1514	Thermal Analysis Purity	0, 0.7, 2, 5	Set of 4, 0.5 g/vial

Differential Thermal Analysis

GM's 754, 757, 758, 759, 760, and 761 have been issued by NBS in cooperation with the International Confederation of Thermal Analysis as standards for calibrating differential thermal analysis, differential scanning calorimetry, and thermogravimetry equipment under operating conditions.

GM	Material	Peak Temp.	Unit
754	Polystyrene (glass transition)	105°C	10 g
757	1,2-Dichloroethane (melting point)	-32°C	4 mL
	Clycohexane (transition point)	-83°C	4 mL
	(melting point)	7°C	
	Phenyl Ether (melting point)	30°C	4 mL
	o-Terphenyl (melting point)	58°C	5 g
758	Potassium Nitrate (transition point)	128°C	10 g
	Indium (melting point)	157°C	3 g
	Tin (melting point)	232°C	3 g
	Potassium Perchlorate (transition point)	300°C	10 g
	Silver Sulfate (transition point)	430°C	3 g
759	Potassium Perchlorate (transition point)	300°C	10 g
	Silver Sulfate (transition point)	430°C	3 g
	Quartz (transition point)	573°C	3 g
	Potassium Sulfate (transition point)	583°C	10 g
	Potassium Chromate (transition point)	665°C	10 g

Differential Thermal Analysis (Continued)

GM	Material	Peak Temp.	Unit
760	Quartz (transition point)	573°C	3 g
	Potassium Sulfate (transition point)	583°C	10 g
	Potassium Chromate (transition point)	665°C	10 g
	Barium Carbonate (transition point)	810°C	10 g
	Strontium Carbonate (transition point)	925°C	10 g
761	Permanorm 3 (magnetic transition)	259°C	1 g
	Nickel (magnetic transition)	353°C	1 g
	Mumetal (magnetic transition)	381°C	1 g
	Permanorm 5 (magnetic transition)	454°C	1 g
	Trafoperm (magnetic transition)	750°C	1 g

Superconductive Thermometric Fixed Point Devices

Each device is composed of small cylinders of high purity material mounted in a threaded copper stud and enclosed by a mutual inductance coil set. SRM 767a is intended to provide fixed points on the 1976 Provisional 0.5 to 30 K Temperature Scale (EPT-76). Both SRM's should prove particularly valuable to users of ^3He - ^4He dilution refrigerators, in which direct calibrations on the liquid helium vapor pressure-temperature scales are difficult, and to those who wish to determine the temperature reproducibility of physical phenomena or of cryogenic equipment.

SRM	Type	Material	Nominal Temperature (K)
767a	Superconductive Thermometric Fixed Point Device	Niobium	9.3
		Lead	7.2
		Indium	3.4
		Aluminum	1.2
		Zinc	0.9
		Cadmium	0.5
768	Superconductive Thermometric Fixed Point Device (Low) (Available after November 1986)	Gold-Indium	0.205
		Gold-Aluminum	0.157
		Iridium	0.098
		Beryllium	0.024
		Tungsten	0.015

Freezing Point

SRM's 740 and 741 are defining fixed points for the International Practical Temperature Scale of 1968 (ITS-68). The secondary reference points are for calibrating thermometers, thermocouples, and other temperature measuring devices. These SRM's are certified per ITS-68.

Defining Fixed Points			
SRM	Type	Temperature °C	Wt/Unit (grams)
740	Zinc	419.58	350
741	Tin	231.9681	350

Secondary Reference Points			
SRM	Type	Temperature °C	Wt/Unit (grams)
42g	Tin	231.967	350
43h	Zinc	*419.58	350
44f	Aluminum	660.3	200
45d	Copper	1084.8	450
49e	Lead	327.493	600
743	Mercury	-38.841	680
*SRM 43h is less pure than SRM 740 and has a freezing point 0.001 °C lower.			

Melting Point				
SRM	Type	Form	Temperature °C	Wt/Unit (grams)
742	Alumina, 99.9+ %	Powder	2053	10
1968	Gallium, 99.9999+ %	Sealed Cell	29.7723	25
1969	Rubidium, 99.9+ %	Sealed Cell	39.30	154
1970	Succinonitrile, 99.999+ %	Sealed Cell	58.0796	60
1971	Indium, 99.9999+ %	Sealed Cell	156.65	100

GM 8000 is issued by NBS in cooperation with the Office of Reference Materials at the National Physical Laboratory (NPL) in Teddington, England. This set of ten highly purified substances is intended for use in the calibration of thermometry used in determining the melting points of samples in glass capillary tubes. Both the meniscus point and the liquefaction point for each substance are certified by NPL.

GM	Type	Melting Point	Amount
8000	4-Nitrotoluene	52°C	1 g
	Naphthalene	80	1 g
	Benzil	95	1 g
	Acetanilide	114	1 g
	Benzoic Acid	122	1 g
	Diphenylacetic Acid	147	1 g
	Anisic Acid	183	1 g
	2-Chloroanthraquinone	210	1 g
	Carbazole	246	1 g
	Anthraquinone	285	1 g

Laboratory Thermometer

This mercury-in-glass thermometer is for use in clinical laboratories. Its main scale extends from 24.00 to 38.00 °C, in 0.05 in °C divisions. It has an auxiliary scale from -0.20 to +0.20 °C.

SRM	Type	Calibrated Points (°C)	Unit
934	Clinical Laboratory Thermometer	0, 25, 30, 37	1 each

Thermocouple Material

SRM	Type	Form
1967	Platinum, High-Purity (99.999+ %)	Wire: 0.51 mm D, 1 meter long

Vapor Pressure

SRM	Type	Pressure Range (atmosphere)	Temperature Range (K)	Unit Size
745	Gold	10^{-3} to 10^{-8}	1300–2100	Wire 1.44 mm × 152 mm
746	Cadmium	10^{-4} to 10^{-11}	350–594	Rod 6.4 mm × 64 mm
748	Silver	10^{-3} to 10^{-12}	800–1600	Rod 6.4 mm × 64 mm

Thermal Conductivity

SRM	Type	Dimension (mm)	Temperature Range (K)	Conductivity at 293 K (W/M·K)
1450b	Fibrous Glass Board	600 × 600 × 25.4	260–330	0.03
1451	Fibrous Glass Batt	600 × 600 × 25.4	260–330	0.039
1460	Stainless Steel	6.4 D, 50 length	5–1200	14.1
1461	Stainless Steel	12.7 D, 50 length	5–1200	14.1
1462	Stainless Steel	34 D, 50 length	5–1200	14.1
8420	Electrolytic Iron	6.4 D, 50 length	6–1000	77.9
8421	Electrolytic Iron	31.7 D, 50 length	6–1000	77.9
8422	Sintered Tungsten	3.2 D, 50 length	4–3000	173
8423	Sintered Tungsten	6.4 D, 50 length	4–3000	173
8424	Graphite	6.4 D, 50 length	5–2500	90.9
8425	Graphite	12.7 D, 50 length	5–2500	90.9
8426	Graphite	25.4 D, 50 length	5–2500	90.9

Thermal Expansion

SRM	Type	Temperature Range (K)	Diameter (mm)	Length (mm)
731-L1	Borosilicate Glass	80-680	6.4	51
731-L2	Borosilicate Glass	80-680	6.4	102
731-L3	Borosilicate Glass	80-680	6.4	152
737	Tungsten	80-1800	6.4	51
739-L1	Fused Silica	80-1000	6.4	51
739-L2	Fused Silica	80-1000	6.4	102
739-L3	Fused Silica	80-1000	6.4	152

Magnetic

Magnetic Susceptibility

SRM	Type	Form/Unit
763	Aluminum	Cylinder 3 mm diameter \times 3 mm
764	Platinum	Cylinder 3 mm diameter \times 3 mm
765	Palladium	Cylinder 3 mm diameter \times 3 mm
766	Manganese Flouride	Cube 3 \times 3 \times 3 mm

Magnetic Moment

SRM	Type	Size
772	Nickel Sphere	2.4 mm D

OPTICAL

Spectrophotometric

SRM 930D: This SRM consists of three neutral density glass filters. The filters have transmittances of approximately 10, 20, and 30 percent. Each filter is individually certified for transmittance at wavelengths of 440, 465, 546.1, 590, and 635 nm.

SRM 931d: This SRM consists of three sets of four solutions—a blank solution and three concentrations of absorbing liquid. The net absorbances are certified for each concentration at wavelengths of 302, 395, 512, and 678 nm.

SRM 932: This SRM is an all quartz rectangular parallelepiped cuvette designed to fit the holder of conventional spectrophotometers. The cuvettes range in pathlength from 9.97 to 10.03 mm, and are certified for pathlength and parallelism of the windows to within ± 0.0005 mm.

SRM 935: Solutions made with this SRM are certified for apparent specific absorbances at wavelengths of 235, 257, 313, 345, and 350 nm.

SRM 936: A solution made with this SRM is certified for its molecular emission spectrum over the wavelength range of 375 to 675 nm.

SRM's 2009 and 2010: The SRM's are for checking the wavelength scale between 400 and 760 nm for bandpasses between 1.5 and 10.5 nm. SRM 2009 is mounted in a standard cuvette-sized holder, and SRM 2010 is approximately 51 mm square.

SRM 2031: This SRM consists of three filters mounted in holders and an empty holder; all holders are equipped with shutters. Two of the filters have an evaporated layer of semitransparent metal sandwiched between two quartz plates assembled by optical contact. The third filter is a single quartz plate. Each filter is individually calibrated at 250, 280, 340, 360, 400, 465, 500, 546.1, 590, and 635 nm.

SRM 2032: Aqueous solutions made with this SRM are certified for specific absorbances from 240 to 280 nm for use as a stray light standard in the ultraviolet region.

SRM 2033: This SRM consists of the same material as SRM 2032 plus a reference beam attenuator for extending the dynamic range of the stray light test.

SRM 2034: This SRM is a solution sealed in a non-fluorescent, fused-silica cuvette for checking the wavelength scale between 240 and 650 nm.

Spectrophotometric			
SRM	Type	Wavelength Range (nm)	Unit
930D	Glass Filters, Transmittance	440–635	3 filters/4 holders
931d	Liquid Filters, Absorbance	302–678	Set: 12 vials
932	Quartz Cuvette, Pathlength	—	1 each
935	Potassium Dichromate, UV Absorbance	235–350	15 grams
936	Quinine Sulfate Dihydrate, Fluorescence	375–675	1 gram
2009	Didymium-oxide Glass, Wavelength	400–760	1 filter/1 holder
2010	Didymium-oxide Glass, Wavelength	400–760	1 filter, 51 mm ²
2031	Metal-on-Quartz Filters, Transmittance	250–635	3 filters/4 holders
2032	Potassium Iodide, Stray Light	240–280	25 grams
2033	Potassium Iodide with Attenuator	240–280	25 grams w/attenuator
2034	Holmium-oxide Solution, Wavelength	240–650	1 sealed cuvette



SRM 2034 is 4% holmium oxide in 10% perchloric acid in water, sealed in a non-fluorescent, fused-silica cuvette for use as a spectrophotometric wavelength SRM.

Reflectance

These SRM's are for calibrating the reflectance scale of integrating sphere reflectometers used to evaluate materials for solar energy collectors and to calibrate reflectometers used in evaluating the appearance of polished metals and metal plated objects.

Specular Spectral Reflectance

SRM	Type	Wavelength Range (nm)	Size
2003	First Surface, Aluminum on Glass	250–2500	5.1 cm D
2011	First Surface, Gold on Glass	600–2500	5.1 cm D
2023	Second Surface, Aluminum on Fused Quartz	250–2500	5.1 × 5.1 cm
2024	Second Surface, Aluminum on Fused Quartz	250–2500	2.5 × 10.2 cm
2025	Second Surface, Aluminum on Fused Quartz with wedge	250–2500	2.5 × 10.2 cm

Directional-Hemispherical Reflectance

SRM	Type	Wavelength Range (nm)	Size
2015	Opal Glass	400–750	2.5 × 5.0 × 0.64 cm
2016	Opal Glass	400–750	10 × 10 × 0.64 cm
2019b	White Ceramic Tile	350–2500	5.1 × 5.1 × 0.81 cm
2020	White Ceramic Tile	350–2500	3.8 × 7.6 × 0.81 cm
2021	Black Porcelain Enamel	280–2500	5.1 × 5.1 × 0.20 cm

Refractive Index

SRM's 211c, 217c, 2211, 2212, 2213 are certified for refractive index at 20, 25, and 30 °C, from 435.8 to 667.8 nm for seven wavelengths.

SRM's 1820 and 1822 are certified for refractive index at thirteen wavelengths from 404.7 nm to 706.5 nm. These SRM's are designed for calibrating refractometers and certifying refractive index immersion liquids. They consist of two rectangular glass slabs: one slab has polished faces and is to be used to check the performance of a refractometer; the second slab is unpolished and can be broken into fragments to certify the refractive index of immersion liquids by microscope methods.

SRM 1823 consists of two silicone liquids that are miscible and span the refractive index range of a variety of glasses and glass fibers. The liquids are suitable for calibrating refractometers and are certified for refractive index at ten wavelengths from 435.8 to 667.8 nm, at temperatures of 20, 40, 60, and 80 °C.

SRM	Type	n^{20}	Unit Size
211c	Toluene	1.497	5 mL
2211	Toluene	1.497	8 mL
2212	Toluene	1.497	25 mL
217c	2,2,4-Trimethylpentane (<i>Isooctane</i>)	1.391	5 mL
2213	2,2,4-Trimethylpentane (<i>Isooctane</i>)	1.391	25 mL
1820	Glass (Borosilicate)	1.488	Set: 2 slabs
1822	Glass (Soda-Lime)	1.518	Set: 2 slabs
1823-I	Silicone Liquid (I)	1.518	60 mL
1823-II	Silicone Liquid (II)	1.559	60 mL

Optical Rotation

These SRM's are intended for use in calibrating or checking polarimetric apparatus. In aqueous solution the optical rotation of SRM 17c is certified at three wavelengths, while that of SRM 41c is certified at two wavelengths. SRM 41c is also certified at one wavelength in a dimethyl sulfoxide solution.

SRM	Type	Optical Rotation In Aqueous Solution	Unit Size
17d	Sucrose	(712 mrad)	60 g
41c	Dextrose	931.8 mrad	70 g

Pam Hodge of the Radioactivity group provides information on the availability, scheduling, and license requirements for radioactivity SRM's.



RADIOACTIVITY

These SRM's are shipped express or air freight (shipping charges collect). The amount of a radionuclide in an SRM, at a specified time, is stated as (1) the number of atoms (or the mass, for radium SRM's), (2) the activity, or "decays per second," or (3) the emission rate of a particular radiation, depending on the method of calibration or the intended use. For solution SRM's, the quantity is usually specified per gram of liquid. The active portion of gamma-ray "point-source" standards is usually restricted to the central few millimeters of a low-mass, low-Z support to minimize scattering. Alpha-particle-emitting radionuclides are deposited or plated on metal backings.

The unit for activity has traditionally been the curie (Ci), but simpler relations between activity, emission rate, and counting rate result if the current SI (International System of Units) unit "1 per second" is used. This is symbolized as " s^{-1} " and has been given the special name becquerel (Bq). The relationship between the curie and the becquerel is:

$$1 \text{ Ci} = 3.7 \times 10^{10} \text{ Bq.}$$

Many SRM's are measured and certified in terms of emission rate. In this catalog, αs^{-1} , $\beta^{-} s^{-1}$, $\beta^{+} s^{-1}$, $K x s^{-1}$, and γs^{-1} are used for the emission rates of alpha particles, negatrons, positrons, K x-rays, and gamma rays, respectively.

The SRM's without an asterisk (*) may be ordered singly, without a license, under the general licensing provisions of the Atomic Energy Act of 1954. Those marked by an asterisk are available only under the special licensing provisions of the Atomic Energy Act of 1954.

NOTE: Certain radionuclides are not economical to maintain in stock because of short half lives or low demand. When sufficient demand exists, based on letters of inquiry, these materials are prepared and those who have expressed interest are notified of their availability. If you need any radionuclide not listed, write the Radioactivity Group, Room C114 Radiation Physics Building, National Bureau of Standards, Gaithersburg, MD 20899; or telephone (301) 921-2665.

In addition, chemically stable solutions of most radionuclides may be submitted to NBS for calibration as described in National Bureau of Standards Calibration Services User Guide, NBS Special Publication 250 (1986, ed.). Requests for these test should be submitted, with full source information for approval of suitability to the Radioactivity Group.

Alpha-Particle, Beta-Particle, Gamma-Ray, and Electron-Capture Solutions

SRM	Radionuclide	Approximate activity, per gram, at time of calibration (month/year) (Bq g ⁻¹)		Approx. Mass of Solution (g)	Overall Uncertainty (%)
4332B*	Americium-243	89	11/83	5	1.4
4251B*	Barium-133	5×10^5	1/82	5	1.4
4222B	Carbon-14	4.9×10^4	7/83	3.5	1.3
4250B*	Cesium-134	2×10^6	4/82	5	1.2
4233B*	Cesium-137, Barium-137m	7×10^5	8/79	5.1	1.4
4943*	Chlorine-36	1×10^4	12/84	3	2.3
4408LD*	Cobalt-57	5×10^6	7/84	5	1.0
4915D*	Cobalt-60	3×10^5	2/84	5	0.8
4329*	Curium-243	70	6/84	5	1.4
4926C	Hydrogen-3	3×10^3	9/78	18	0.6
4927C	Hydrogen-3	6×10^5	3/85	3	0.6
4947	Hydrogen-3	1×10^5	9/78	4	1.0
4361	Hydrogen-3	1.3	9/78	490	0.9
4949B	Iodine-129	7×10^3	1/82	1	1.9
4929D	Iron-55	4×10^4	9/85	5	3.0
4932F*	Mercury-203	4×10^5	12/85	5	1.0
4226*	Nickel-63	1×10^6	12/84	4.1	1.0
4327*	Polonium-208	77	6/84	1.1	1.4
4338*	Plutonium-240	18	4/80	5	1.0
4940C	Promethium-147	1.4×10^4	9/85	5	1.0
4919E*	Strontium-90	3.4×10^3	3/85	5	1.4
4928C	Sulfur-35	4×10^5	8/85	4	0.4
4288*	Technetium-99	4×10^4	11/82	5	1.6
4328*	Thorium-229	884	5/84	2	1.5
4324*	Uranium-232	83	2/84	5	1.5
4276B*	Long-Lived Mixed Radionuclide:		6/83	5	
	Antimony-125	1.2×10^4			
	Europium-154	1.5×10^4			
	Europium-155	7×10^3			

*License certification is required by NBS for these radionuclides.

Alpha-Particle Point-Sources

These SRM's consist of a practically weightless deposit of the nuclide on a thin platinum foil cemented to a monel disk.

SRM	Radionuclide	Approx. α -particle-emission rate into 2π geometry and/or approx. activity at time of calibration (month/year)		Overall uncertainty (%)
4904G*	Americium-241	30 to $1.3 \times 10^4 \text{s}^{-1}$	2/82	1.0 to 1.3
*License certification is required by NBS for these radionuclides.				

Radiocarbon Dating and Ground Water Studies

Contemporary Standard for Carbon-14 Dating Laboratories

SRM	Material	Description
4990C	Oxalic Acid	One-half pound of oxalic acid taken from specially prepared material for use as a common contemporary standard against which world-wide measurements can be compared.

Low-Level Tritiated-Water Standard

SRM	Material	Description
4361	Hydrogen-3	Contains 490 grams of $^3\text{H-H}_2\text{O}$ in a flame-sealed bottle. The radioactivity concentration was 1.312 Bq g^{-1} , as of the date of the most recent gas-counting measurement—September 3, 1978. The total uncertainty in this value is 0.85%.

Gaseous Materials

SRM	Radionuclide	Approximate activity or radioactivity concentration at time of calibration (month/year)		Approx. Vol. (cm^3)	Approx. Pressure (atm)	Overall Uncertainty (%)
4935C	Krypton-85	$5 \times 10^7 \text{ Bq mol}^{-1}$	3/74	10	1	0.9
4235*	Krypton-85	$1 \times 10^7 \text{ Bq}$	11/74	3	1	1.2
4308C	Krypton-85	$1.6 \times 10^6 \text{ Bq}$	11/79	30	0.3	3.1
4415LJ*	Xenon-133	$1.5 \times 10^8 \text{ Bq}$	time of dispatch	5	0.1	1.5

*License certification is required by NBS for these radionuclides.

Gamma-Ray and X-Ray Point-Sources

These SRM's are usually prepared by depositing the radioactive material and sealing it between two layers of polyester tape, mounted on an aluminum ring, exceptions are americium and thorium. SRM 4213, Americium-241, is prepared by electroplating americium onto a 0.010-cm thick platinum foil, which is covered with a 0.005-cm thick aluminum foil. The aluminum-covered source is sandwiched between two layers of 0.036-cm thick polyurethane film tape. SRM 4206c, Thorium-228, is prepared by depositing and sealing the radionuclide between two layers of gold foil and this sandwich is then sealed between two double layers of polyurethane-film tape.

SRM	Radionuclide	Principal Photon Energy (MeV)	Approximate activity, Bq, at time of calibration (except MRN) (month/year)		Overall Uncertainty (%)
4213*	Americium-241	0.060	3×10^5	2/70	2.8
4241B*	Barium-133	0.081	8×10^4	1/81	1.4
4200B	Cesium-137, Barium-137m	0.662	4×10^4	9/79	1.6
4207	Cesium-137, Barium-137m	0.662	3×10^5	9/79	1.6
4214B	Cobalt-57	0.122	4×10^5	2/83	0.8
4203D*	Cobalt-60	1.173-1.332	2×10^4 to 2×10^5	3/84	0.9
4218E*	Europium-152	0.122 to 1.408	5×10^4 to 5×10^5	11/82	1.5
4201B	Niobium-94	0.702 to 0.871	5×10^3	4/70	1.5
4206C*	Thorium-228	2.615	8×10^4	11/80	2.0
Long-Lived Mixed Radionuclide					
4275B	Antimony-125, Tellurium-125m	0.027 to 1.274	5×10^4	5/83	
	Europium-154		6×10^4		
	Europium-155		3×10^4		
*License certification is required by NBS for these radionuclides.					

Low-Energy-Photon Point-Sources

These SRM's consist of a thin-layer deposit of the radionuclide on a thin stainless steel or platinum foil cemented to a monel disk.

SRM	Radionuclide	Principal Photon Energy (MeV)	Approx. emission rate at time of calibration (month/year)		Overall Uncertainty (%)
4260C	Iron-55	0.0059	2×10^4 Kxs ⁻¹ steradian ⁻¹	11/82	1.8
4264B	Tin-121m, Antimony-121	0.0372	4×10^2 γs ⁻¹	11/82	3.0
4267	Niobium-93m	0.016	8×10^2 Kxs ⁻¹	11/85	3.0

Radium-226 Solutions

Radon Analysis

These samples are contained in flame-sealed glass ampoules.

SRM	Nominal Radium Content (g)	(month/year)	Approx. Mass of Solution (g)	Overall Uncertainty (%)
4952B	Blank Solution	8/76	20	68
4953D	4×10^{-9}	6/84	5	1.2
4951C	8×10^{-12}	4/78	10	1.5
4950E	4×10^{-10}	6/84	5	1.3

Gamma-Ray Solutions

These samples are contained in flame-sealed glass ampoules.

SRM	Nominal Radium Content (g)	(month/year)	Approx. Mass of Solution (g)	Overall Uncertainty (%)
4956	2×10^{-7}	9/67	5.1	4.4
4957	5×10^{-7}	9/67	5.1	1.8
4958	1×10^{-6}	9/67	5.1	1.8
4959	2×10^{-6}	9/67	5.1	1.3
4960	5×10^{-6}	9/67	5.1	1.3
4961	1×10^{-5}	9/67	5.1	1.1
4962	2×10^{-5}	9/67	5.1	1.1

Environmental Natural Matrix Materials for Traceability Tests

SRM 4350B—Columbia River Sediment

This material was collected from a river downstream from a nuclear reactor facility. Concentrations of fission and activation products are elevated over typical world-wide levels. $^{239/240}\text{Pu}$ and ^{241}Am are very homogeneously distributed through the sample and are in soluble chemical forms. Inhomogeneity does not exceed 3 percent for other radionuclides.

SRM 4351—Human Lung

This material contains radioactivity concentrations on the order of $10^{-4} \text{ Bq g}^{-1}$. It has been freeze-dried, cryogenically ground, homogenized, and packed in a glass bottle under vacuum. There is significant inhomogeneity in $^{239/240}\text{Pu}$ which is unavoidable because plutonium was taken into the lungs in particulate form. Assessments of accuracy of measurement technique can be improved by averaging over several samples.

SRM 4352—Human Liver

This material contains radioactivity concentrations on the order of $10^{-4} \text{ Bq g}^{-1}$. It has been freeze-dried, cryogenically ground, homogenized, and packed in a glass bottle under vacuum.

SRM 4353—Rocky Flats Soil Number 1

This material was collected within 13 centimeters of the soil surface at Rocky Flats, Co. ^{239}Pu and ^{241}Am concentrations are about an order of magnitude higher than typical world-wide levels. Approximately 10 percent of the plutonium is in a refractory chemical state. The material also contains "hot" particles and a statistical method is provided for dealing with these. Inhomogeneities, excluding hot particles, do not exceed 3 percent.

SRM 4355—Peruvian Soil

This material, which has been the subject of a trace-element study, has non-measurable radioactivity concentrations for many fallout radionuclides and can be used as a blank or for sensitive tests of radioanalytical procedures at low-radioactivity concentrations for other radionuclides. The results of the trace-element study are given for 57 elements.

RM 45B—River Sediment

This material contains radioactivity concentrations of roughly an order of magnitude greater than SRM 4350B. The values, however, are uncertified although the inhomogeneity does not exceed 3 percent for all radionuclides. This material can be used for routine checking for reproducibility of results after tests have been performed with SRM 4350B.

Radiopharmaceuticals					
SRM	Radionuclide (5 mL solution)	Half Life		Approximate Radioactivity at Time of Dispatch (Bq g ⁻¹)	Overall Uncertainty
4400LF*	Chromium-51	27.702	d	1×10^6	1.8
4408LD*	Cobalt-57	271.7	d	8×10^5	1.6
4416LF*	Gallium-67	3.261	d	3×10^6	1.7
4421L*	Gold-195	183	d	5×10^5	2.3
4405LB*	Gold-198	2.696	d	4×10^6	1.7
4417LE*	Indium-111	2.805	d	3×10^6	1.3
4414LC*	Iodine-123	13.221	hr	6×10^7	1.5
4407LI*	Iodine-125	59.6	d	8×10^5	2.0
4401LL*	Iodine-131	8.021	d	1×10^6	1.7
4411LB*	Iron-59	44.51	d	8×10^5	1.5
4420LB*	Lead-203	51.88	hr	3×10^6	1.7
4418L*	Mercury-203	46.60	d	1×10^6	1.0
4412LJ*	Molybdenum-99, Technetium-99m	65.92	hr	2×10^6	1.8
4406LH*	Phosphorus-32	14.29	d	1×10^6	1.4
4409LD*	Selenium-75	119.8	d	1×10^6	2.5
4403LB*	Strontium-85	64.85	d	1×10^6	1.4
4410HJ*	Technetium-99m	6.007	hr	2×10^9	1.8
4404LG*	Thallium-201	72.91	hr	2×10^6	2.0
4402LC*	Tin-113, Indium-113m	115.08	d	8×10^5	3.1
4415LJ*	Xenon-133 (5 mL gas)	5.243	d	$5 \times 10^8 \text{ s}^{-1}$ total	1.4
4419LB*	Ytterbium-169	32.03	d	2×10^6	2.5
*License certification is required by NBS for these radionuclides.					

Special Nuclear Material Packaging

SRM	Type	Description
9910	Special Nuclear Material Package	Lead Container, 2 1/2 × 6 inches
NOTE: This material may be necessary to fill your order, depending upon Department of Energy, Department of Transportation, and Nuclear Regulatory Commission shipping requirements.		

Metallurgical

SRM's 485a, 486, 487, and 488 are for calibrating of x-ray diffraction equipment used in determining the amount of retained austenite in ferrous materials. SRM 493 is for calibrating x-ray diffraction and Mössbauer equipment to determine the relative amounts of iron carbide in steel.

SRM	Type	Form
485a	Austenite in Ferrite 5%	Disk: 21 mm dia. × 2.4 mm thick
486	Austenite in Ferrite 15%	Disk: 21 mm dia. × 2.4 mm thick
487	Austenite in Ferrite 30%	Disk: 21 mm dia. × 2.4 mm thick
488	Austenite in Ferrite 2%	Disk: 21 mm dia. × 2.4 mm thick
493	Spheroidized Iron Carbide (Fe ₃ C) in Ferrite	Wafer: 29 × 29 × 2.4 mm

Abrasive Wear

SRM 1857 is for use in the dry sand/rubber wheel abrasion test per ASTM G65, Procedure A.

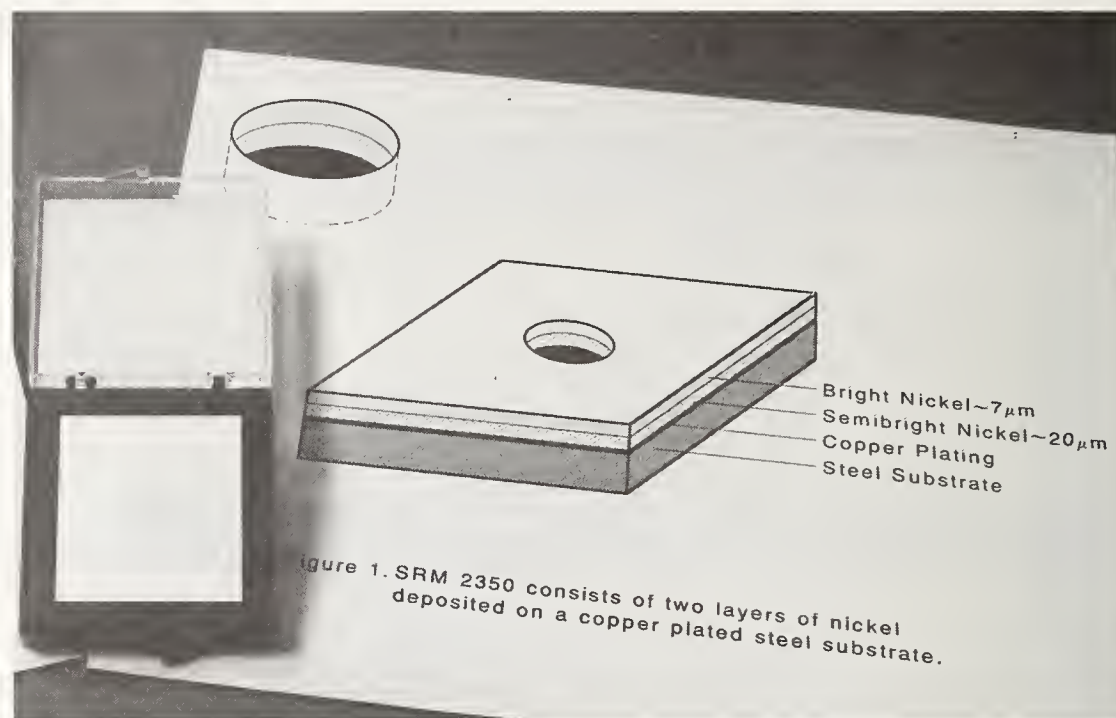
SRM	Type	Form
1857	D-2 Tool Steel	2 blocks: 7.8 × 25 × 76 mm

Corrosion

Electrochemical Potential and Thickness

This SRM is for determining the reliability of step test measurements of electrochemical and thickness of multilayered nickel deposits. It consists of a 50×50 mm plate of copper-plated steel over which a duplex nickel coating has been deposited.

SRM	Type	Step Test Potential (mV)	Nickel Thicknesses (micrometers)		
			Total	Bright	Semibright
2350	Nickel Step Test Standard	110–150	27	(7)	(20)



Pitting or Crevice Corrosion

These SRM's are for use in evaluating the pitting or crevice corrosion of surgical implant materials per ASTM F746.

SRM	Type	Form
1890	316L Stainless Steel Rod and Teflon Collar	4 sets: 6.4 mm D, 25.4 mm long
1891	Co-Cr-Mo Alloy Rod and Teflon Collar	2 sets: 6.4 mm D, 25.4 mm long

X-ray Fluorescent Emission Target

This SRM is intended for use in determining the detector window absorption in semiconductor x-ray spectrometers according to ANSI-IEEE Standard STO 759. When excited by a ^{55}Fe source this glass target will emit fluorescent x-rays in the range 1.0 to 5.2 keV.

SRM	Type	Form	Unit Size
477	Glass Fluorescence Source	Disk	2×25 mm D

X-ray Diffraction

SRM's 640a, 674, and 675 are powdered materials to be used as internal standards for powder diffraction measurements. SRM 674 is a set of five oxides for use in the quantitative analysis (intensity measurement) of materials. See also: SRM's 485a-488, 493 (p. 109), and SRM 1878 (p. 65).

SRM	Type	Lattice Parameter (25.0°C)	Unit Size
640a	Silicon Powder	5.430825 Å	10g
674	Powder Diffraction Intensity		
	Al ₂ O ₃ (α-alumina)	4.75893 Å	10g
	CeO ₂	5.41129 Å	10g
	Cr ₂ O ₃	4.95916 Å	10g
	TiO ₂ (Rutile)	4.59365 Å	10g
	ZnO	3.24981 Å	10g
675	Powder Diffraction (Mica)	9.98104 Å	5g

Gas Transmission

SRM 1470 is for use in the measurement of gas transmission rates using a volumetric method (ASTM D1434), manometric method (ASTM D1434), or coulometric method (ASTM D3985) of measurement. The permeances of nitrogen, oxygen, carbon dioxide, and helium through this polyester film at 296.15 K are 0.0421, 0.352, 1.722, and 13.79 pmol·s⁻¹·Pa⁻¹, respectively.

SRM	Type	Unit Size
1470	Polyester Plastic Film for Gas Transmission	15 sheets, 23 cm square

Reference Fuel

SRM's 1815a and 1816a are high purity liquids intended for use in maintaining the integrity of the octane rating of motor and aviation fuels as specified in the ASTM Manual for Rating Motor, Diesel and Aviation Fuels.

SRM	Type	Purity, %	Unit Size
1815a	n-Heptane	99.987	100 mL
1816a	Isooctane (2,2,4-Trimethylpentane)	99.987	100 mL

Electrical Resistivity and Conductivity

Metals

These materials are for evaluating methods of measuring electrical resistance over wide temperature ranges.

SRM	Type	Temperature Range	Resistivity at 293 K	Form
1460	Stainless Steel	5 to 1200 K	80.5 $\mu\Omega\cdot\text{cm}$	Rod: 6.4 mm D, 50 mm long
1461	Stainless Steel	5 to 1200 K	80.5 $\mu\Omega\cdot\text{cm}$	Rod: 12.7 mm D, 50 mm long
1462	Stainless Steel	5 to 1200 K	80.5 $\mu\Omega\cdot\text{cm}$	Rod: 34.0 mm D, 50 mm long
8420	Iron	6 to 1000 K	10.1 $\mu\Omega\cdot\text{cm}$	Rod: 6.4 mm D, 50 mm long
8421	Iron	6 to 1000 K	10.1 $\mu\Omega\cdot\text{cm}$	Rod: 31.7 mm D, 50 mm long
8422	Tungsten	4 to 3000 K	5.4 $\mu\Omega\cdot\text{cm}$	Rod: 3.2 mm D, 50 mm long
8423	Tungsten	4 to 3000 K	5.4 $\mu\Omega\cdot\text{cm}$	Rod: 6.4 mm D, 50 mm long

Silicon

SRM's 1521, 1522, and 1523 are for calibrating four-probe and eddy-current test equipment; SRM's 2526, 2527, 2528, and 2529 are for two-probe test equipment.

SRM	Type	Resistivity	Form
1521	111 p-Type Silicon	0.1 and 10 $\Omega\cdot\text{cm}$	2 wafers, 51 mm D
1522	111 n-Type Silicon	25, 75, and 180 $\Omega\cdot\text{cm}$	3 wafers, 51 mm D
1523	100 and 111 p-Type Silicon	0.01 and 1 $\Omega\cdot\text{cm}$	2 wafers, 51 mm D
2526	111 p-Type Silicon, Spreading Resistance	0.001 to 200 $\Omega\cdot\text{cm}$	16 slices
2527	111 n-Type Silicon, Spreading Resistance	0.001 to 200 $\Omega\cdot\text{cm}$	16 slices
2528	100 p-Type Silicon, Spreading Resistance	0.001 to 200 $\Omega\cdot\text{cm}$	16 slices
2529	100 n-Type Silicon, Spreading Resistance	0.001 to 200 $\Omega\cdot\text{cm}$	16 slices

Residual Resistivity Ratio

This SRM is a set of five aluminum rods that are intended for use in checking four-terminal dc and eddy current decay techniques. The residual resistivity ratio, $\rho(273 \text{ K})/\rho(4 \text{ K})$, is a sensitive indicator of purity and of the mechanical state of a material.

SRM	Type	RRR Values	Form
769	Aluminum	130, 683, 1205, 2650, and 11,000	6.4 mm D, 52 mm long

Eddy Current

These SRM's are intended for use in the calibration of eddy current conductivity meters and of secondary electrical conductivity standards. Eddy current measurements are used in nondestructive inspection of conducting materials and in the sorting of alloys for composition and heat treatment.

SRM	Type	Conductivity	Form
1860	Aluminum	60% IACS	44×44×9.5 mm
1862	Aluminum-Magnesium Alloy	41% IACS	44×44×9.5 mm
1864	Copper (IN PREP)		
1865	Titanium Alloy (6Al-4V) (IN PREP)		

Superconducting Critical Current


This SRM is for checking the performance of measurement systems used in superconductor technology. It consists of 2.2 m of a multifilamentary niobium titanium, copper stabilized superconducting wire wound in a single layer onto a spool with a core diameter of 8.7 cm.

SRM	Type	Magnetic Field (T)	Critical Current (A)
1457	Nb-Ti Wire	2,000	293.30
		4,000	187.38
		6,000	124.72
		8,000	69.72

Dye Penetrant Test Blocks

These SRM's are for checking the performance of liquid dye penetrants and dye penetrant crack detection techniques. These test block have four synthetic cracks, approximately 0.2, 0.5, 1, and 2 μm wide.

SRM	Type	Surface	Unit Size
1850	Penetrant Test Block	Bright Finish	5 cm dia., 1 cm thick
1851	NDE Penetrant Test Block	Matte Finish	5 cm dia., 1 cm thick



Top: SRM 1960 package, certificate, and vial containing polystyrene spheres in solution. Left: Photomicrograph of first SRM made in space, aboard Space Shuttle Challenger during the NASA STS-6 mission.

Engineering Materials

Standard Rubbers and Rubber-Compounding Materials

These SRM's have been prepared to provide the rubber industry with standard materials for rubber compounding. They are useful for the testing of rubber and rubber-compounding materials in connection with quality control of raw materials and for the standardization of rubber testing.

Each material has been statistically evaluated for uniformity by mixing rubber and rubber compounds, and vulcanizing them in accordance with ASTM Designation D-15 and determining the stress-strain properties of the resulting vulcanizates. Certificates are issued for the rubbers because the properties of different lots are not the same. Replacement lots of rubber-compounding SRM's impart essentially the same characteristics to rubber vulcanizates so that Certificates are not issued for these SRM's.

Rubbers

SRM	Type	Wt/Unit	Pounds
386j	Styrene-butadiene 1500	34 kg	75
388m	Butyl	34 kg	75
1495	Butyl (Low Viscosity)	34 kg	75

Rubber Compounding Materials

SRM	Type	Wt/Unit	Pounds
370e	Zinc Oxide	8 kg	17.6
371h	Sulfur	6 kg	13.2
372i	Stearic Acid	3.2 kg	7.1
375g	Channel Black	28 kg	61.6
378b	Oil Furnace Black	28 kg	61.6
382a	Gas Furnace Black	32 kg	70.6
383a	Mercaptobenzothiazole	3.2 kg	7.1
384e	N-tertiary-Butyl-2-benzothiazolesulfenamide	3.2 kg	7.1

Sizing

Particle Size

SRM's 1003a, 1690, 1691, and 1960 can be used to calibrate various types of particle size measuring instruments including both light and electrical zone flow-through counters. SRM's 1004, 1017a, 1018a, and 1019a are for calibrating test sieves.

SRM	Type	Size (μm)	Sieve No.	Wt/Unit
1003a	Glass Spheres	8-58	—	25 g
1004	Glass Spheres	34-120	400-140	63 g
1017a	Glass Spheres	100-310	140-50	84 g
1018a	Glass Spheres	225-780	60-25	74 g
1019a	Glass Spheres	760-2160	20-10	200 g
1690	Polystyrene Spheres (0.5% wt. concentration in water)	0.9	—	5 mL vial
1691	Polystyrene Spheres (0.5% wt. concentration in water)	0.3	—	5 mL vial
1960	Polystyrene Spheres (0.4% wt. concentration in water)	10.00	—	5 mL vial

Cement Turbidimetric and Fineness

This SRM is available to calibrate the Blaine fineness meter according to the latest issue of Federal Test Method Standard 158, Method 2101 or ASTM Designation C204; to calibrate the Wagner turbidimeter according to ASTM Designation C115; and to determine sieve residue according to ASTM Designation C430. Each set consists of twenty sealed vials, each containing approximately 10 grams of cement.

SRM	Type	Properties Certified	Unit
114n	Portland Cement	Residue on 45 μm , electroformed sieve wet method	Set of 20 vials
		Surface area (Wagner turbidimeter)	
		Surface area (Air-permeability)	

SRM 2083, Socketed Ball Bar.

Surface Area of Powders

These materials are for calibrating and checking instruments used to determine the specific surface area of powders by BET. RM's 8005 through 8008 have been certified by the National Physical Laboratory, Teddington, U.K. (and meet the ISO definition for CRM's); RM's 8570, 8571, and 8572 are issued by NBS in cooperation with ASTM, but are not certified.


RM	Type	Surface Area	Unit Size
8005	Alpha Alumina	2.1 m ² /g	50 g
8006	Alpha Alumina	0.3 m ² /g	50 g
8007	Alpha Alumina	0.1 m ² /g	50 g
8008	Alpha Alumina	0.8 m ² /g	50 g
8570	Calcined Kaolin	(11) m ² /g	10 g
8571	Alumina	(160) m ² /g	10 g
8572	Silica-Alumina	(286) m ² /g	10 g

PERFORMANCE STANDARDS

Socketed Ball Bar

This SRM is for measuring the performance of coordinate measuring machines (CMM's) as per ASME Standard B89.1.12. It consists of a set of three precision balls pinned and cemented onto threaded shafts, one table-mount magnetic socket, one ram-mount magnetic socket, and 5 partially insulated extension tubes—50, 100, 200, 400, and 800 mm long.

SRM	Type	Measuring Lengths (50 mm steps)	Unit
2083	Socketed Ball Bar	100 to 1650 mm	Set



Radiographic Image Quality


This SRM is for determining the radiographic image quality of x-ray radiographic systems, or x-ray system components such as film.

SRM	Type	Unit of Issue
1844	Radiographic Quality Image Indicator	Set of 4 plates

Surface Roughness

These SRM's are for calibrating stylus instruments that measure surface roughness. These electroless-nickel coated steel blocks have a sinusoidal roughness profile machined on the top surface.

SRM	Type	Roughness	Unit of Issue
2071	Sinusoidal Roughness	0.3 μ m	IN PREP
2072	Sinusoidal Roughness	1.0 μ m	IN PREP
2073	Sinusoidal Roughness	3.0 μ m	Block, 24 \times 33 mm



SRM 2073, Sinusoidal Roughness specimen with a diagram of measurement positions.

Color

These SRM's are available to illustrate a characteristic color for each of the ISCC-NBS color-name blocks in NBS Special Publication 440, **COLOR: Universal Language and Dictionary of Names**. SRM 2106 consists of 251 color chips on 18 constant-hue centroid color charts, and constitutes a supplement to SP 440. SRM 2107 combines SRM 2106 with SP 440 to form a complete color kit. The centroid colors represent a systematic sampling of the whole color solid. Note: The color chips were re-measured in 1984 and are issued with the new data as an addendum. This addendum is available upon request.

SRM	Type	Unit of Issue
2106	Centroid Color Charts	Set: 18 Charts
2107	Color Kit	Set: SRM 2106 and SP 440


X-ray and Photographic

SRM 1001 is a calibrated x-ray film step tablet of 17 steps that cover the optical density range from 0 to 4; it has a blue tint and emulsion on both sides. SRM 1008 is a calibrated photographic step tablet of 21 steps that cover the optical density range from 0 to 4; it has a black tint and emulsion on a single side.

SRM 1010a, Microcopy Resolution Test Charts, is used to test the resolving power of cameras or of whole microcopying systems. SRM 1010a consists of five charts printed photographically on paper, which have 26 high-contrast five-line patterns ranging in spatial frequency from one cycle per millimeter to 18 cycles per millimeter. Instructions for the use of the charts are supplied with each order.

SRM 2061 is a calibrated reflection step tablet having 12 steps that cover the optical density range from 0 to 2 on gray scale paper from white to black. It is intended primarily for use in photographic applications requiring color balance or separation.

SRM	Type	Unit
1001	X-ray Film Step Tablet (0-4)	1 tablet, 17 steps
1008	Photographic Step Tablet (0-4)	1 tablet, 21 steps
1010a	Microcopy Resolution Test Chart	Set of 5 charts
2061	Reflection Step Tablet	1 tablet, 12 Steps



Lloyd Gilmore of the Computer Storage Media Group mounts a tape SRM for exercising; all tape SRM's are exercised by winding and rewinding several times before shipment to customers. Upon receipt, customers should exercise such SRM's before each use.

Magnetic Computer Storage Media

These SRM's are for evaluating the performance of magnetic computer storage media and systems, and for maintaining control over their production. Each SRM is individually calibrated and certified.

SRM	Description	Unit of Issue
3200	Secondary Standard Magnetic Tape—12.7 mm ($\frac{1}{2}$ in) wide tape, certified for signal amplitude outputs relative to the NBS Standard Reference Amplitudes at 8, 32, and 126 flux transitions per millimeter (200, 800, 3200 flux transitions per inch).	Open Reel
6250	Secondary Standard High Density Magnetic Tape—12.7 mm ($\frac{1}{2}$ in) wide tape, certified for signal amplitude output relative to the NBS Standard Reference Amplitude at 356 flux transitions per millimeter (9042 flux transitions per inch).	Open Reel
1600	Secondary Standard Magnetic Tape Cassette—3.8 mm (0.15 in) wide tape, certified for signal amplitude output relative to the NBS Standard Reference Amplitude at 63 flux transitions per millimeter (1600 flux transitions per inch).	Cassette
3216	Secondary Standard Magnetic Tape Cartridge—6.3 mm ($\frac{1}{4}$ in) wide tape, certified for signal amplitude output relative to the NBS Standard Reference Amplitude at 126 flux transitions per millimeter (3200 flux transitions per inch).	Cartridge
3217	Secondary Standard High Density Magnetic Tape Cartridge—6.3 mm ($\frac{1}{4}$ in) wide tape, certified for signal amplitude outputs relative to the NBS Standard Reference Amplitudes at 252 and 394 flux transitions per millimeter (6400 and 10000 flux transitions per inch).	Cartridge
3210	Secondary Standard Magnetic Flexible Disk Cartridge (FDC)—200 mm (8 in) FDC, certified on Side 0 for signal amplitude outputs relative to the NBS Standard Reference Amplitudes at 250,000 and 500,000 flux transitions per second on tracks 00 and 76, respectively.	FDC

These RM's are certified by the Physikalisch-Technische Bundesanstalt (PTB), Federal Republic of Germany, for signal amplitude, overwrite, and resolution. The RM numbers correspond to the ISO standard number, and the materials conform to relevant ANSI, ISO, and ECMA standards for flexible disk cartridges.

RM	Description	Unit/Size
5654	Flexible Disk Cartridge	200 mm (8 in)
6596	Flexible Disk Cartridge	130 mm (5.25 in)
7487	Flexible Disk Cartridge	130 mm (5.25 in)
8630	Flexible Disk Cartridge	130 mm (5.25 in)

Jim Park and Lloyd Gilmore examine SRM 3216, Secondary Standard Magnetic Tape Cartridge. Two SRM 6250's and a 3210 are on the table.



CENTERLINE DRAWINGS FOR OPTICAL CHARACTER RECOGNITION STYLE—B CHARACTERS

This SRM is an exact copy of the centerline drawings that uniquely define each printed character shape and size used in constant strokewidth Style B Size I Optical Character Recognition (OCR-B) applications in accordance with one or more of the following standards: American National Standard X3.49-1975 (R 1982), Character Set for Optical Character Recognition (OCR-B); Federal Information Processing Standards Publication (OCR), European Computer Manufacturers Association Standard ECMA-11 for the Alphanumeric Character Set OCR-B for Optical Recognition, 3rd Edition, 1976 and International Standard ISO 1073/II-1976, Alphanumeric Character Sets for Optical Recognition Part II: Character Set OCR-B.

This Standard Reference Material contains information on the shape, size, strokewidth, and position relative to the base line of the OCR-B characters.

SRM	Characters	Sheets	Size	Sheet Size
1901	118	118	OCR-B I	32×44×0.01 cm

0 1 2 3 4 5 6 7 8 9
 A B C D E F G H I J K L M
 N O P Q R S T U V W X Y Z
 a b c d e f g h i j k l m
 n o p q r s t u v w x y z
 * + - = / . , : ; " ' _
 ? ! () < > [] % # & @ ^
 ¤ £ \$ % & ' () * +
 Ä Å Æ I J Ñ Ö Ø Ù
 à æ ï ø ß ſ ¥
 " ' \ ^ ~
 { } m _

SRM 1901 consists of individual centerline drawings for each of the OCR-B size I characters illustrated here.

FIRE RESEARCH

Surface Flammability

SRM 1002c, Hardboard Sheet, is issued for checking the operation of radiant panel test equipment in accordance with the procedures outlined in ASTM Standard E162-78.

SRM	Type	Certification	Unit of Issue
1002c	Hardboard Sheet	Flame Spread Index, I=153 Heat Evolution Factor, Q=36.5	Set of 4: 6×18×¼ inch

Smoke Density Chamber

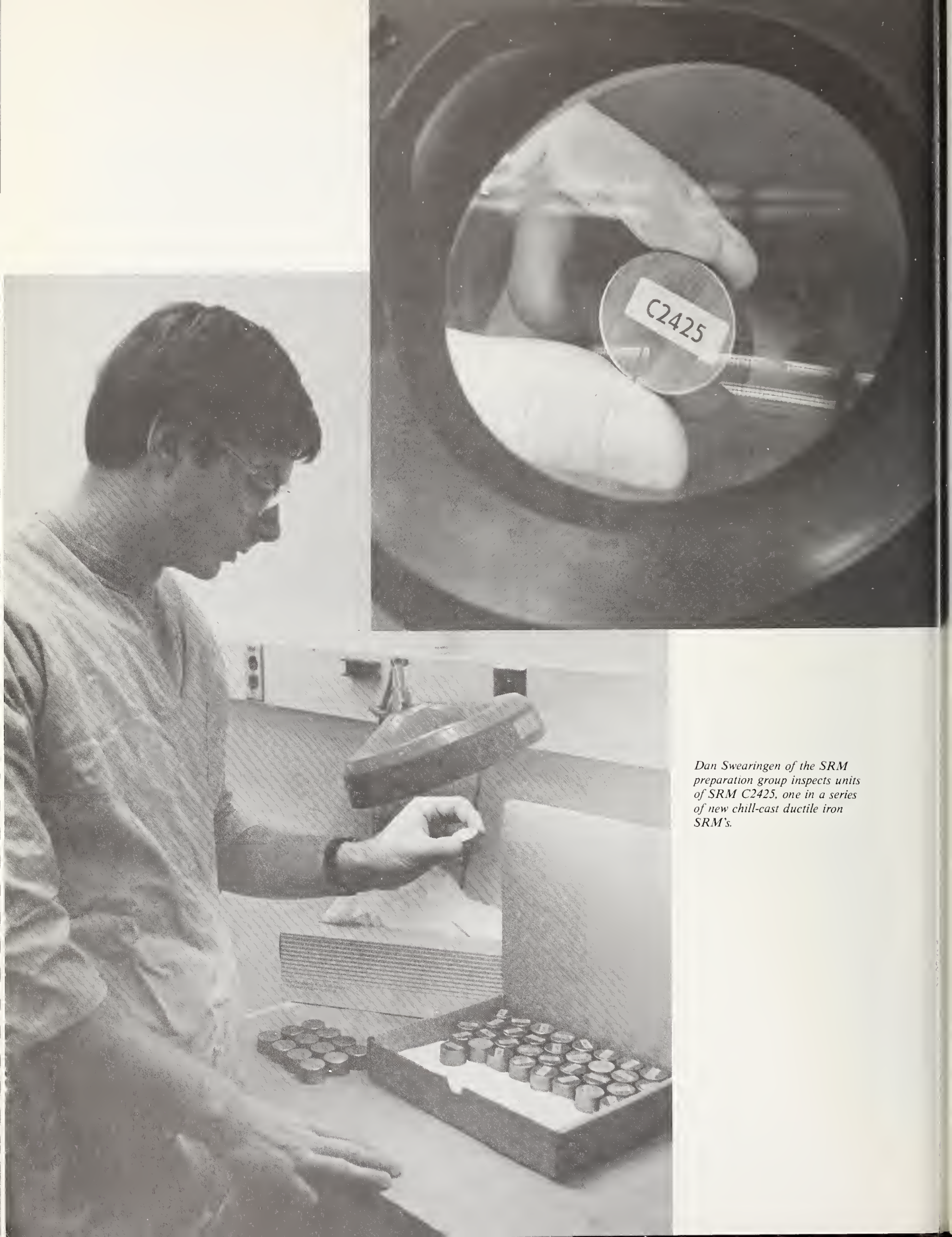
These SRM's are certified for maximum specific optical density and are issued for performing operational checks of smoke density chambers.

SRM	Type	Maximum Specific Optical Density	Unit of Issue
1006b	Non-flaming Exposure Condition (α -cellulose)	Dm (corr.)=183	3 sheets
1007a	Flaming Exposure Condition (plastic)	Dm (corr.)=17850(t)-132	3 sheets

Flooring Radiant Panel

This SRM consists of three sheets of kraft paperboard. It is for checking the operation of flooring radiant panel test apparatus used to measure critical radiant flux as per ASTM E648.

SRM	Type	Critical Radiant Flux	Unit Size (cm)
1012	Flooring Radiant Panel	0.36 W/cm ²	104.1×25.4×0.305



Dan Swearingen of the SRM preparation group inspects units of SRM C2425, one in a series of new chill-cast ductile iron SRM's.

Additional Information

OTHER NBS PUBLICATIONS IN THIS SERIES

Seward, R. W., ed., Catalog of NBS Standard Reference Materials (1986-87 edition), NBS Spec. Publ. 260 (May 1986)—SN003-003-02558-5.

Michaelis, R. E., and Wyman, L. L., Standard Reference Materials: Preparation of White Cast Iron Spectrochemical Standards, NBS Misc. Publ. 260-1 (June 1964). COM74-11061**

Michaelis, R. E., Wyman, L. L., and Flitsch, R., Standard Reference Materials: Preparation of NBS Copper-Base Spectrochemical Standards, NBS Misc. Publ. 260-2 (October 1964). COM74-11063**

Michaelis, R. E., Yakowitz, H., and Moore, G. A., Standard Reference Materials: Metallographic Characterization of an NBS Spectrometric Low-Alloy Steel Standard, NBS Misc. Publ. 260-3 (October 1964). COM74-11060**

Hague, J. L., Mears, T. W., and Michaelis, R. E., Standard Reference Materials: Sources of Information, NBS Misc. Publ. 260-4 (February 1965). COM74-11059

Alvarez, R., and Flitsch, R., Standard Reference Materials: Accuracy of Solution X-Ray Spectrometric Analysis of Copper-Base Alloys, NBS Misc. Publ. 260-5 (March 1965). PB168068**

Shultz, J. I., Standard Reference Materials: Methods for the Chemical Analysis of White Cast Iron Standards, NBS Misc. Publ. 260-6 (July 1965). COM74-11068**

* Send order with remittance to Superintendent of Documents, US Government Printing Office, Washington, DC 20402. Remittance from foreign countries should include an additional one-fourth of the purchase price for postage.

** May be ordered from: National Technical Information Services (NTIS), Springfield, Virginia 22161.

Bell, R. K., Standard Reference Materials: Methods for the Chemical Analysis of NBS Copper-Base Spectrochemical Standards, NBS Misc. Publ. 260-7 (October 1965). COM74-11067**

Richmond, M.S., Standard Reference Materials: Analysis of Uranium Concentrates at the National Bureau of Standards, NBS Misc. Publ. 260-8 (December 1965). COM74-11066**

Anspach, S. C., Cavallo, L. M., Garfinkel, S. B., Hutchinson, J. M. R., and Smith, C. N., Standard Reference Materials: Half Lives of Materials Used in the Preparation of Standard Reference Materials of Nineteen Radioactive Nuclides Issued by the National Bureau of Standards, NBS Misc. Publ. 260-9 (November 1965). COM74-11065**

Yakowitz, H., Vieth, D. L., Heinrich, K. F. J., and Michaelis, R. E., Standard Reference Materials: Homogeneity Characterization of NBS Spectrometric Standards II: Cartridge Brass and Low-Alloy Steel, NBS Misc. Publ. 260-10 (December 1965). COM74-11064**

Napolitano, A., and Hawkins, E. G., Standard Reference Materials: Viscosity of Standard Lead-Silica Glass, NBS Misc. Publ. 260-11 (November 1966).

Yakowitz, H., Vieth, D. L., and Michaelis, R. E., Standard Reference Materials: Homogeneity Characterization of NBS Spectrometric Standards III: White Cast Iron and Stainless Steel Powder Compact, NBS Misc. Publ. 260-12 (September 1966).

Spijkerman, J. L., Snediker, D. K., Ruegg, F. C., and DeVoe, J. R., Standard Reference Materials: Mossbauer Spectroscopy Standard for the Chemical Shift of Iron Compounds, NBS Misc. Publ. 260-13 (July 1967).

Menis, O., and Sterling, J. T., Standard Reference Materials: Determination of Oxygen in Ferrous Materials—SRM 1090, 1091, and 1092, NBS Misc. Publ. 260-14 (September 1966).

Passaglia, E., and Shouse, P. J., Standard Reference Materials: Recommended Method of Use of Standard Light-Sensitive Paper for Calibrating Carbon Arcs Used in Testing Textiles for Colorfastness to Light, NBS Misc. Publ. 260-15 (June 1967). (Replaced by NBS Spec. Publ. 260-41.)

Yakowitz, H., Michaelis, R. E., and Vieth, D. L., Standard Reference Materials: Homogeneity Characterization of NBS Spectrometric Standards IV: Preparation and Microprobe Characterization of W-20% Mo Alloy Fabricated by Powder Metallurgical Methods, NBS Spec. Publ. 260-16 (January 1969). COM74-11062**

Catanzaro, E. J., Champion, C. E., Garner, E. L., Marinenko, G., Sappenfield, K. M., and Shields, W. R., Standard Reference Materials: Boric Acid; Isotopic and Assay Standard Reference Materials, NBS Spec. Publ. 260-17 (February 1970). Out of Print.

Geller, S. B., Mantek, P.A., and Cleveland, N. G., Standard Reference Materials: Calibration of NBS Secondary Standard Magnetic Tape (Computer Amplitude Reference) Using the Reference Tape Amplitude Measurement "Process A," NBS Spec. Publ. 260-18 (November 1969). (See NBS Spec. Publ. 260-29.)

Paule, R. C., and Mandel, J., Standard Reference Materials: Analysis of Interlaboratory Measurements on the Vapor Pressure of Gold (Certification of Standard Reference Material 745). NBS Spec. Publ. 260-19 (January 1970). PB190071**

- Paule, R. C., and Mandel, J.,** Standard Reference Materials: Analysis of Interlaboratory Measurements on the Vapor Pressures of Cadmium and Silver, NBS Spec. Publ. 260-21 (January 1971). COM74-11359**
- Yakowitz, H., Fiori, C. E., and Michaelis, R. E.,** Standard Reference Materials: Homogeneity Characterization of Fe-3 Si Alloy, NBS Spec. Publ. 260-22 (February 1971). COM74-11357**
- Napolitano, A., and Hawkins, E. G.,** Standard Reference Materials: Viscosity of a Standard Borosilicate Glass, NBS Spec. Publ. 260-23 (December 1970). COM71-00157**
- Sappenfield, K. M., Marinenko, G., and Hague, J. L.,** Standard Reference Materials: Comparison of Redox Standards, NBS Spec. Publ. 260-24 (January 1972). COM72-50058**
- Hicho, G. E., Yakowitz, H., Rasberry, S. D., and Michaelis, R. E.,** Standard Reference Materials: A Standard Reference Material Containing Nominally Four Percent Austenite, NBS Spec. Publ. 260-25 (February 1971). COM74-11356**
- Martin, J. F.,** Standard Reference Materials: National Bureau of Standards-US Steel Corporation Joint Program for Determining Oxygen and Nitrogen in Steel, NBS Spec. Publ. 260-26 (February 1971). 85 cents* PB 81176620
- Garner, E. L., Machlan, L. A., and Shields, W. R.,** Standard Reference Materials: Uranium Isotopic Standard Reference Materials, NBS Spec. Publ. 260-27 (April 1971). COM74-11358**
- Heinrich, K. F. J., Myklebust, R. L., Rasberry, S. D., and Michaelis, R. E.,** Standard Reference Materials: Preparation and Evaluation of SRM's 481 and 482 Gold-Silver and Gold-Copper Alloys for Microanalysis, NBS Spec. Publ. 260-28 (August 1971). COM71-50365**
- Geller, S. B.,** Standard Reference Materials: Calibration of NBS Secondary Standard Magnetic Tape (Computer Amplitude Reference) Using the Reference Tape Amplitude Measurement "Process A-Model 2," NBS Spec. Publ. 260-29 (June 1971). COM71-50282**
- Gorozhanina, R. S., Freedman, A. Y., and Shaievitch, A. B. (translated by M. C. Selby),** Standard Reference Materials: Standard Samples Issued in the USSR (A Translation from the Russian), NBS Spec. Publ. 260-30 (June 1971). COM71-50283**
- Hust, J. G., and Sparks, L. L.,** Standard Reference Materials: Thermal Conductivity of Electrolytic Iron SRM 734 from 4 to 300 K, NBS Spec. Publ. 260-31 (November 1971). COM71-50563**
- Mavrodineanu, R., and Lazar, J. W.,** Standard Reference Materials: Standard Quartz Cuvettes for High Accuracy Spectrophotometry, NBS Spec. Publ. 260-32 (December 1973). 55 cents* SN003-003-01213-1
- Wagner, H. L.,** Standard Reference Materials: Comparison of Original and Supplemental SRM 705, Narrow Molecular Weight Distribution Polystyrene, NBS Spec. Publ. 260-33 (May 1972). COM72-50526**
- Sparks, L. L., and Hust, J. G.,** Standard Reference Materials: Thermoelectric Voltage, NBS Spec. Publ. 260-34 (April 1972). COM72-50371**
- Sparks, L. L., and Hust, J. G.,** Standard Reference Materials: Thermal Conductivity of Austenitic Stainless Steel, SRM 735 from 5 to 280 K, NBS Spec. Publ. 260-35 (April 1972). COM72-50368**
- Cali, J. P., Mandel, J., Moore, L. J., and Young, D. S.,** Standard Reference Materials: A Referee Method for the Determination of Calcium in Serum, NBS SRM 915, NBS Spec. Publ. 260-36 (May 1972). COM72-50527**
- Shultz, J. I., Bell, R. K., Rains, T. C., and Menis, O.,** Standard Reference Materials: Methods of Analysis of NBS Clay Standards, NBS Spec. Publ. 260-37 (June 1972). COM72-50692**
- Richmond, J. C., and Hsia, J. J.,** Standard Reference Materials: Preparation and Calibration of Standards of Spectral Specular Reflectance, NBS Spec. Publ. 260-38 (May 1972). COM72-50528**
- Clark, A. F., Denson, V. A., Hust, J. G., and Powell, R. L.,** Standard Reference Materials: The Eddy Current Decay Method for Resistivity Characterization of High-Purity Metals, NBS Spec. Publ. 260-39 (May 1972). COM72-50529**
- McAdie, H. G., Garn, P. D., and Menis, O.,** Standard Reference Materials: Selection of Thermal Analysis Temperature Standards Through a Cooperative Study (SRM 758, 759, 760), NBS Spec. Publ. 260-40 (August 1972). COM72-50776**
- Wood, L. A., and Shouse, P. J.,** Standard Reference Materials: Use of Standard Light-Sensitive Paper for Calibrating Carbon Arcs Used in Testing Textiles for Colorfastness to Light, NBS Spec. Publ. 260-41 (August 1972). COM72-50775**
- Wagner, H. L., and Verdier, P. H., eds.,** Standard Reference Materials: The Characterization of Linear Polyethylene, SRM 1475, NBS Spec. Publ. 260-42 (September 1972). COM72-50944**
- Yakowitz, H., Ruff, A. W., and Michaelis, R. E.,** Standard Reference Materials: Preparation and Homogeneity Characterization of an Austenitic Iron-Chromium-Nickel Alloy, NBS Spec. Publ. 260-43 (November 1972). COM73-50760**
- Schooley, J. F., Soulen, R. J., Jr., and Evans, G. A., Jr.,** Standard Reference Materials: Preparation and Use of Superconductive Fixed Point Devices, SRM 767, NBS Spec. Publ. 260-44 (December 1972). COM73-50037**
- Greifer, B., Maienthal, E. J., Rains, T. C., and Rasberry, S. D.,** Standard Reference Materials: Powdered Lead-Based Paint, SRM 1579, NBS Spec. Publ. 260-45 (March 1973). COM73-50226**
- Hust, J. G., and Giarratano, P. J.,** Standard Reference Materials: Thermal Conductivity and Electrical Resistivity Standard Reference Materials: Austenitic Stainless Steel, SRM's 735 and 798, from 4 to 1200 K, NBS Spec. Publ. 260-46 (March 1975). SN003-003-01278-5*
- Hust, J. G.,** Standard Reference Materials: Electrical Resistivity of Electrolytic Iron, SRM 797, and Austenitic Stainless Steel, SRM 798, from 5 to 280 K, NBS Spec. Publ. 260-47 (February 1974). COM74-50176**

- Mangum, B. W., and Wise, J. A.,** Standard Reference Materials: Description and Use of Precision Thermometers for the Clinical Laboratory, SRM 933 and SRM 934, NBS Spec. Publ. 260-48 (May 1974). 60 cents* SN003-003-01278-5
- Carpenter, B. S., and Reimer, G. M.,** Standard Reference Materials: Calibrated Glass Standards for Fission Track Use, NBS Spec. Publ. 260-49 (November 1974). COM74-51185**
- Hust, J. G., and Giarratano, P. J.,** Standard Reference Materials: Thermal Conductivity and Electrical Resistivity Standard Reference Materials: Electrolytic Iron, SRM's 734 and 797 from 4 to 1000 K, NBS Spec. Publ. 260-50 (June 1975). \$1.00* SN003-003-01425-7
- Mavrodineanu, R., and Baldwin, J. R.,** Standard Reference Materials: Glass Filters as a Standard Reference Material for Spectrophotometry—Selection, Preparation, Certification, Use—SRM 930, NBS Spec. Publ. 260-51 (November 1975). \$1.90* SN003-003-01481-8
- Hust, J. G., and Giarratano, P. J.,** Standard Reference Materials: Thermal Conductivity and Electrical Resistivity Standard Reference Materials 730 and 799, from 4 to 3000 K, NBS Spec. Publ. 260-52 (September 1975). \$1.05* SN003-003-01464-8
- Durst, R. A.,** Standard Reference Materials: Standardization of pH Measurements, NBS Spec. Publ. 260-53 (December 1975, Revised). \$1.05* SN003-003-01551-2
- Burke, R. W., and Mavrodineanu, R.,** Standard Reference Materials: Certification and Use of Acidic Potassium Dichromate Solutions as an Ultraviolet Absorbance Standard, NBS Spec. Publ. 260-54 (August 1977). \$3.00* SN003-003-01828-7
- Ditmars, D. A., Cezairliyan, A., Ishihara, S., and Douglas, T. B.,** Standard Reference Materials: Enthalpy and Heat Capacity; Molybdenum SRM 781, from 273 to 2800 K, NBS Spec. Publ. 260-55 (September 1977). \$2.20* SN003-003-01836-8
- Powell, R. L., Sparks, L. L., and Hust, J. G.,** Standard Reference Materials: Standard Thermocouple Materials, Pt 67: SRM 1967, NBS Spec. Publ. 260-56 (February 1978). \$2.20* SN003-003-01886-4
- Cali, J. P., and Plebanski, T.,** Guide to United States Reference Materials, NBS Spec. Publ. 260-57 (February 1978). \$2.20* PB 277173
- Barnes, J. D., and Martin, G. M.,** Standard Reference Materials: Polyester Film for Oxygen Gas Transmission Measurements SRM 1470, NBS Spec. Publ. 260-58 (June 1979). \$2.00* SN003-003-02077
- Chang, T., and Kahn, A. H.,** Standard Reference Materials: Electron Paramagnetic Resonance Intensity Standard; SRM 2601, NBS Spec. Publ. 260-59 (August 1978). \$2.30* SN003-003-01975-5
- Velapoldi, R. A., Paule, R. C., Schaffer, R., Mandel, J., and Moody, J. R.,** Standard Reference Materials: A Reference Method for the Determination of Sodium in Serum, NBS Spec. Publ. 260-60 (August 1978). \$3.00* SN003-003-01978-0
- Verdier, P. H., and Wagner, H. L.,** Standard Reference Materials: The Characterization of Linear Polyethylene (SRM 1482, 1483, 1484), NBS Spec. Publ. 260-61 (December 1978). \$1.70* SN003-003-02006-1
- Soulen, R. J., and Dove, R. B.,** Standard Reference Materials: Temperature Reference Standard for Use Below 0.5 K (SRM 768), NBS Spec. Publ. 260-62 (April 1979). \$2.30* SN003-003-02047-8
- Velapoldi, R. A., Paule, R. C., Schaffer, R., Mandel, J., Machlan, L. A., and Gramlich, J. W.,** Standard Reference Materials: A Reference Method for the Determination of Potassium in Serum, NBS Spec. Publ. 260-63 (May 1979). \$3.75* SN003-003-02068
- Velapoldi, R. A., and Mielenz, K. D.,** Standard Reference Materials: A Fluorescence Standard Reference Material Quinine Sulfate Dihydrate (SRM 936), NBS Spec. Publ. 260-64, (January 1980). \$4.25* SN003-003-02148-2
- Marinenko, R. B., Heinrich, K. F. J., and Ruegg, F. C.,** Standard Reference Materials: Micro-Homogeneity Studies of NBS Standard Reference Materials, NBS Research Materials, and Other Related Samples, NBS Spec. Publ. 260-65 (September 1979). \$3.50* SN003-003-02114-1
- Venable, W. H., Jr., and Eckerle, K. L.,** Standard Reference Materials: Didymium Glass Filters for Calibrating the Wavelength Scale of Spectrophotometers—SRM 2009, 2010, 2013 and 2014), NBS Spec. Publ. 260-66 (October 1979). \$3.50* SN003-003-02127-0
- Velapoldi, R. A., Paule, R. C., Schaffer, R., Mandel, J., Murphy, T. J., and Gramlich, J. W.,** Standard Reference Materials: A Reference Method for the Determination of Chloride in Serum, NBS Spec. Publ. 260-67 (November 1979). \$3.75* SN003-003-02136-9
- Mavrodineanu, R., and Baldwin, J. R.,** Standard Reference Materials: Metal-On-Quartz Filters as a Standard Reference Material for Spectrophotometry—SRM 2031, NBS Spec. Publ. 260-68 (April 1980). \$4.25* SN003-003-02167-9
- Velapoldi, R. A., Paule, R. C., Schaffer, R., Mandel, J., Machlan, L. A., Garner, E. L., and Rains, T. C.,** Standard Reference Materials: A Reference Method for the Determination of Lithium in Serum, NBS Spec. Publ. 260-69 (July 1980). \$4.25* SN003-003-02214-4
- Marinenko, R. B., Biancaniello, F., Boyer, P. A., Ruff, A. W., and DeRobertis, L.,** Standard Reference Materials: Preparation and Characterization of an Iron-Chromium-Nickel Alloy for Microanalysis, NBS Spec. Publ. 260-70 (May 1981). \$2.50* SN003-003-02328-1
- Seward, R. W., and Mavrodineanu, R.,** Standard Reference Materials: Summary of the Clinical Laboratory Standards Issued by the National Bureau of Standards, NBS Spec. Publ. 260-71 (November 1981). \$6.50* SN003-003-02381-7
- Reeder, D. J., Coxon, B., Enagonio, D., Christensen, R. G., Schaffer, R., Howell, B. F., Paule, R. C., and Mandel, J.,** Standard Reference Materials: SRM 900, Antiepilepsy Drug Level Assay Standard, NBS Spec. Publ. 260-72 (June 1981). \$4.25* SN003-003-02329-9

Interrante, C. G., and Hicho, G. E., Standard Reference Materials: A Standard Reference Material Containing Nominally Fifteen Percent Austenite (SRM 486), NBS Spec. Publ. 260-73 (January 1982). \$2.75* SN003-003-02386-8

Marinenko, R. B., Standard Reference Materials: Preparation and Characterization of K-411 and K-414 Mineral Glasses for Microanalysis: SRM 470, NBS Spec. Publ. 260-74 (April 1982). \$3.50 SN003-003-02395-7

Weidner, V. R., and Hsia, J. J., Standard Reference Materials: Preparation and Calibration of First Surface Aluminum Mirror Specular Reflectance Standards (SRM 2003a), NBS Spec. Publ. 260-75 (May 1982). \$3.75 SN003-003-02399-0

Hicho, G. E., and Eaton, E. E., Standard Reference Materials: A Standard Reference Material Containing Nominally Five Percent Austenite (SRM 485a), NBS Spec. Publ. 260-76 (August 1982). \$3.50 SN003-003-02433-3

Furukawa, G. T., Riddle, J. L., Bigge, W. G., and Pfeiffer, E. R., Standard Reference Materials: Application of Some Metal SRM's as Thermometric Fixed Points, NBS Spec. Publ. 260-77 (August 1982). \$6.00 SN003-003-02434-1

Hicho, G. E., and Eaton, E. E., Standard Reference Materials: A Standard Reference Material Containing Nominally Thirty Percent Austenite (SRM 487), NBS Spec. Publ. 260-78 (September 1982). \$3.75* SN003-003-02435-0

Richmond, J. C., Hsia, J. J., Weidner, V. R., and Wilmering, D. B., Standard Reference Materials: Second Surface Mirror Standards of Specular Spectral Reflectance (SRM's 2023, 2024, 2025), NBS Spec. Publ. 260-79 (October 1982). \$4.50* SN003-003-02447-3

Schaffer, R., Mandel, J., Sun, T., Cohen, A., and Hertz, H. S., Standard Reference Materials: Evaluation by an ID/MS Method of the AACC Reference Method for Serum Glucose, NBS Spec. Publ. 260-80 (October 1982). \$4.75* SN003-003-02443-1

Burke, R. W., and Mavrodineanu, R., Standard Reference Materials: Accuracy in Analytical Spectrophotometry, NBS Spec. Publ. 260-81 (April 1983). \$6.00* SN003-003-02484-8

Weidner, V. R., Standard Reference Materials: White Opal Glass Diffuse Spectral Reflectance Standards for the Visible Spectrum (SRM's 2015 and 2016), NBS Spec. Publ. 260-82 (April 1983). \$3.75* SN003-003-02489-9

Bowers, G. N., Jr., Alvarez, R., Cali, J. P., Eberhardt, K. R., Reeder, D. J., Schaffer, R., and Uriano, G. A., Standard Reference Materials: The Measurement of the Catalytic (Activity) Concentration of Seven Enzymes in NBS Human Serum - SRM 909, NBS Spec. Publ. 260-83 (June 1983). \$4.50* SN003-003-02499-6

Gills, T. E., Seward, R. W., Collins, R. J., and Webster, W. C., Standard Reference Materials: Sampling, Materials Handling, Processing, and Packaging of NBS Sulfur in Coal Standard Reference Materials, 2682, 2683, 2684, and 2685, NBS Spec. Publ. 260-84 (August 1983). \$4.50* SN003-003-02520-8

Swyt, D. A., Standard Reference Materials: A Look at Techniques for the Dimensional Calibration of Standard Microscopic Particles, NBS Spec. Publ. 260-85 (September 1983). \$5.50* SN003-003-02521-6

Hicho, G. E., and Eaton, E. E., Standard Reference Materials: A Standard Reference Material Containing Two and One-Half Percent Austenite, SRM 488, NBS Spec. Publ. 260-86 (December 1983). \$1.75* SN003-003-02541-1

Mangum, B. W., Standard Reference Materials: SRM 1969: Rubidium Triple-Point—A Temperature Reference Standard Near 39.30°C, NBS Spec. Publ. 260-87 (December 1983). \$2.25* SN003-003-02544-5

Gladney, E. S., Burns, C. E., Perrin, D. R., Roelandts, I., and Gills, T. E., Standard Reference Materials: 1982 Compilation of Elemental Concentration Data for NBS Biological, Geological, and Environmental Standard Reference Materials, Spec. Publ. 260-88 (March 1984). \$7.00* SN003-003-02565-8

Hust, J. G., Standard Reference Materials: A Fine-Grained, Isotropic Graphite for Use as NBS Thermophysical Property RM's from 5 to 2500 K, NBS Spec. Publ. 260-89 (September 1984). \$4.50* SN003-003-02608-5

Hust, J. G., and Lankford, A. B., Standard Reference Materials: Update of Thermal Conductivity and Electrical Resistivity of Electrolytic Iron, Tungsten, and Stainless Steel, NBS Spec. Publ. 260-90 (September 1984). \$3.00* SN003-003-02609-3

Goodrich, L. F., Vecchia, D. F., Pittman, E. S., Ekin, J. W., and Clark, A. F., Standard Reference Materials: Critical Current Measurements on an NbTi Superconducting Wire Standard Reference Material, NBS Spec. Publ. 260-91 (September 1984). \$2.75* SN003-003-02614-0

Carpenter, B. S., Standard Reference Materials: Calibrated Glass Standards for Fission Track Use (Supplement to NBS Spec. Publ. 260-49), NBS Spec. Publ. 260-92 (September 1984). \$1.50* SN003-003-02610-7

Ehrstein, J., Preparation and Certification of Standard Reference Materials for Calibration of Spreading Resistance Probes, NBS Spec. Publ. 260-93 (January 1985). \$2.25* SN003-003-02633-6

Gills, T. E., Koch, W. F., Stolz, J. W., Kelly, W. R., Paulsen, P. J., Colbert, J. C., Kirklin, D. R., Pei, P. T. S., Weeks, S., Lindstrom, R. M., Fleming, R. F., Greenberg, R. R., and Paule, R. C., Methods and Procedures Used at the National Bureau of Standards to Certify Sulfur in Coal SRM's for Sulfur Content, Calorific Value, Ash Content, NBS Spec. Publ. 260-94 (December 1984). \$2.25* SN003-003-02629-8

Mulholland, G. W., Hartman, A. W., Hembree, G. G., Marx, E., and Lettieri, T. R., Standard Reference Materials: Development of a 1 μm Diameter Particle Size Standard, SRM 1690, NBS Spec. Publ. 260-95 (May 1985). SN003-003-02665-4

Carpenter, B. S., Gramlich, J. W., Greenberg, R. R., and Machlan, L. A., Standard Reference Materials: Uranium-235 Isotopic Abundance Standard Reference Materials for Gamma Spectrometry Measurements, NBS Spec. Publ. 260-96 (In Preparation).

Mavrodineanu, R., and Gills, T. E., Standard Reference Materials: Summary of the Coal, Ore, Mineral, Rock, and Refractory Standards Issued by the National Bureau of Standards, NBS Spec. Publ. 260-97 (September 1985).

Hust, J. G., Standard Reference Materials: Glass Fiberboard SRM for Thermal Resistance, NBS Spec. Publ. 260-98 (August 1985). SN003-003-02674-3

Callanan, J. E., Sullivan, S. A., and Vecchia, D. F., Standard Reference Materials: Feasibility Study for the Development of Standards Using Differential Scanning Calorimetry, NBS Spec. Publ. 260-99 (August 1985). SN003-003-02675-1

Taylor, J. K., Standard Reference Materials: Handbook for SRM Users, NBS Spec. Publ. 260-100

Mangum, B. W., Standard Reference Materials: SRM 1970, Succinonitrile Triple-Point Standard: A Temperature Reference Standard Near 58.08°C, NBS Spec. Publ. 260-101 (In Preparation).

Standard Reference Materials: Holmium Oxide Solution Wavelength Standard from 240-650 nm, SRM 2034, NBS Spec. Publ. 260-102 (In Press).

Hust, J. G., Standard Reference Materials: Glass Fiberblanket SRM for Thermal Resistance, NBS Spec. Publ. 260-103 (September 1985). SN003-003-02687-5

Mavrodineanu, R., and Alvarez, R., Standard Reference Materials: Summary of the Biological and Botanical Standards Issued by the National Bureau of Standards, NBS Spec. Publ. 260-104 (November 1985).

Julie Frum, SRM secretary, also coordinates the preparation of the NBS "260 Series" of publications that deal exclusively with SRM's and the SRM program.



Calibration Service Contacts

Measurement Area	Names	Telephone
General Information		
Gaithersburg, Md., Laboratories	Measurement Services Staff	(301) 921-2805
Boulder, Colo., Laboratories	Measurement Services Staff	(303) 497-3239
Dimensional Measurements		
Angular	W. H. Gallagher, Jr.	(301) 921-2216
API Plug and Ring Gages; Two-Dimensional Gages	E. G. Erber	(301) 921-2216
End Standards	G. Chaconas	(301) 921-2216
Gage Blocks	G. Chaconas	(301) 921-2216
Hydrometers	J. R. Whetstone	(301) 921-3281
Line Standards	T. D. Doiron	(301) 921-2216
Optical Reference Planes; Roundness	W. H. Gallagher, Jr.	(301) 921-2216
Penetration Needles	R. G. Hartsock	(301) 921-2216
Plain Conical/Threaded Plug and Ring Gages; Micrometers	W. H. Gallagher, Jr.	(301) 921-2216
Special Tests of Length Standards and Sieves	T. D. Doiron	(301) 921-2216
Spherical Diameter, Ring Gages; Special Tests of Length and Diameter	W. H. Gallagher, Jr.	(301) 921-2216
Step Gages	W. H. Gallagher, Jr.	(301) 921-2216
Surface Texture	T. V. Vorburger	(301) 921-2158
Surveying Rods and Tapes	R. G. Hartsock	(301) 921-2216
Volume and Density	J. F. Houser	(301) 921-3681
Electromagnetic Measurements		
AC-DC Voltage/Current Converters (to 1 MHz)	N. B. Belecki	(301) 921-2715
AC Resistors	T. M. Souders	(301) 921-2727
Capacitance Dividers	R. E. Hebner, Jr.	(301) 921-3121
Coaxial/Waveguide Terminations Reflection Coefficients	L. F. Saulsbery	(303) 497-3970
Current Transformers	J. D. Ramboz	(301) 921-3121
Data Converters	T. M. Souders	(301) 921-2727
DC Resistance	N. B. Belecki	(301) 921-2715
DC Voltage	N. B. Belecki	(301) 921-2715
Eddy-Current Conductivity	G. M. Free	(301) 921-2715
Electromagnetic Field-Strength Parameters	J. E. Cruz	(303) 497-3763
HF Capacitance/Inductance	R. N. Jones	(303) 497-3609
High Frequency Resistors	R. N. Jones	(303) 497-3609
High Frequency Voltage	R. E. Hebner, Jr.	(301) 921-3121
Inductive Dividers	N. B. Belecki	(301) 921-2715
LF AC Voltmeters and Sources	H. K. Schoenwetter	(301) 921-2727
LF Capacitance/Inductance	N. B. Belecki	(301) 921-2715
LF Power/Energy	J. D. Ramboz	(301) 921-3121
Microwave Antenna Parameter	A. C. Newell	(303) 497-3743
Mixed Dividers	R. H. McKnight	(301) 921-3121
N-Port Scattering	L. F. Saulsbery	(303) 497-3970
Noise Temperature	W. C. Daywitt	(303) 497-3720
Phase Angle Meters	R. S. Turgel	(301) 921-2727
Power-Frequency Capacitors	W. E. Anderson	(301) 921-3121
Pulse Waveform	W. L. Gans	(303) 497-3538
Q Standards	R. N. Jones	(303) 497-3609
Resistive Dividers	M. Misakian	(301) 921-3121
RF-DC Voltage/Current Converters (100Hz-1GHz)	G. Rebuldela	(303) 497-3561
RF/Microwave Attenuators	L. F. Saulsbery	(303) 497-3970
RF/Microwave Phase Shifters	L. F. Saulsbery	(303) 497-3970
RF/Microwave Power Meters	L. F. Saulsbery	(303) 497-3970
VHF Omnidirectional Range	N. T. Larsen	(303) 497-3711
Voltage Transformers	W. E. Anderson	(301) 921-3121
Ionizing Radiation Measurements		
Dosimetry of X rays, Gamma rays and Electrons	R. Loevinger	(301) 921-2364
High-Dose Dosimetry	W. L. McLaughlin	(301) 921-2201
Neutron Sources and Dosimeters	E. D. McGarry	(301) 921-2767
Radioactivity Sources	J. M. Calhoun	(301) 921-2383
Mechanical Measurements		
Acoustic	V. Nedzelnitsky	(301) 921-3607
Airspeed	N. E. Mease	(301) 921-3684

Measurement Area	Names	Telephone
Cryogenic Flow Rate	J. A. Brennan	(303) 497-3611
Flow Rate	K. R. Benson	(301) 921-3681
Force	R. A. Mitchell	(301) 921-3884
Mass	J. G. Keller	(301) 921-3118
Ultrasonic	G. V. Blessing	(301) 921-3646
Vibration	M. R. Serbyn	(301) 921-3607
Optical Radiation Measurements		
Laser Power/Energy	W. E. Case	(303) 497-3741
Optical Fiber	R. L. Gallawa	(303) 497-3761
Photometric	D. A. McSparron	(301) 921-3613
Radiometric	J. K. Jackson	(301) 921-3613
Spectrophotometric	V. R. Weidner	(301) 921-2453
UV Radiometric	J. M. Bridges	(301) 921-2356
Thermodynamic Measurements		
Humidity	S. Hasegawa	(301) 921-3748
Laboratory Thermometers	J. A. Wise	(301) 921-2087
Pressure	B. E. Welch	(301) 921-2121
Radiation Thermometry	R. L. Wilkinson	(301) 921-3613
Resistance Thermometry	W. R. Bigge	(301) 921-2757
Thermocouples and Pyrometer Indicators	G. W. Burns	(301) 921-2069
Vacuum and Low Pressure	R. W. Hyland	(301) 921-2121
Time and Frequency Measurements		
Frequency Dissemination	G. Kamas	(303) 497-3378
Time Dissemination	D. W. Allan	(303) 497-5637
Oscillator Characterization	J. E. Gray	(303) 497-3209



Measurement Services staff members (standing from left): Joanne Marshall, George Uriano (director of NBS Measurement Services), Treva Siedling, Vickie Weedon, Margaret Musick, Verna Moore, and Ernest Garner (chief of the Office of Physical Measurement Services).



INDICES

Numerical Index

SRM	SRM Description	Certificate Date	Page
1c	Limestone, Argillaceous	Dec 78	72
3d	Iron, White	Apr 79	26
4k	Iron, Cast	May 76	26
5L	Iron, Cast	Nov 70	26
6g	Iron, Cast	Nov 70	26
7g	Iron, Cast (High-Phosphorus)	Oct 59	26
8j	Steel, Bessemer (Simulated) 0.1C	Apr 72	15
11h	Steel, BOH, 0.2C	Apr 74	15
12h	Steel, BOH, 0.4C	Mar 66	15
13g	Steel, Carbon, 0.6C	Apr 74	15
14f	Steel, Carbon (AISI 1078)	Feb 81	15
15g	Steel, BOH, 0.1C	Mar 84	15
16f	Steel, BOH, 1.0C	Mar 83	15
17d	Sucrose (Polarimetric)	*	43, 102
19g	Steel, AOH, 0.2C	Sep 64	15
20g	Steel, AISI 1045	Oct 70	15
25d	Ore, Manganese	Feb 84	71
27f	Ore, Iron (Sibley)	May 77	70
30f	Steel, Cr-V (SAE 6150)	Jun 79	16
32e	Steel, Ni-Cr	Apr 57	16
33e	Steel, Nickel	Nov 84	16
36b	Steel, Cr2-Mo1	Jul 69	16
37e	Brass, Sheet	Aug 58	30
39I	Benzoic Acid, Calorimetric	Jul 68	92
40h	Sodium Oxalate (Reductometric)	May 82	43
41c	D-Glucose (Dextrose) (Polarimetric)	Nov 84	43, 102
42g	Tin Freezing Point	Jul 72	96
43h	Zinc Freezing Point	Aug 73	96
44f	Aluminum Freezing Point	Apr 73	96
45d	Copper Freezing Pt	Dec 71	96
49e	Lead Freezing Point	Dec 71	96
50c	Steel, W18-Cr4-V1 (Tool)	Jun 57	19
53e	Bearing Metal, Lead-base	Jan 70	33
57a	Silicon Metal	Dec 80	25
58a	Ferrosilicon (73-Si, Regular Grade)	Apr 78	25
59a	Ferrosilicon (48-Si)	Nov 69	25
64c	Ferrochromium, High-Carbon	Aug 77	25
68c	Ferromanganese, High-Carbon	Aug 79	25
69b	Bauxite (Arkansas)	Aug 79	71
70a	Feldspar (Potash)	Aug 81	72
71	Calcium Molybdate	Feb 29	25
72g	Steel, Low-Alloy AISI 4130	Jun 81	16
73c	Stainless Steel, 13 Cr	Jul 66	19
76a	Burnt Refractory (Al ₂ O ₃ -39)	May 85	73
77a	Burnt Refractory (Al ₂ O ₃ -60)	May 85	73
78a	Burnt Refractory (Al ₂ O ₃ -72)	May 85	73
79a	Fluorspar (Customs grade)	Jan 80	69
81a	Sand, Glass (High Iron)	Jan 78	72
82b	Iron, Cast, Ni-Cr	Apr 66	26
83d	Arsenic Trioxide, Reductometric	Mar 82	43
84j	Potassium Hydrogen Phthalate	Nov 84	43
85b	Aluminum Alloy (Wrought)	May 57	29
87a	Silicon-Aluminum Alloy	Aug 81	29
88b	Limestone, Dolomitic	*	72
89	Glass, Lead-Barium	Aug 32	75
90	Ferrophosphorous	Oct 28	25
91	Glass, Opal (Powder)	Oct 82	75

SRM	SRM Description	Certificate Date	Page
92	Glass, Soda-Lime (Powder)	Mar 82	75
93a	Glass, Borosilicate	Aug 73	75
94c	Zn-base Die-Casting Alloy	Aug 73	36
97b	Clay, Flint	*	72
98a	Clay, Plastic	Oct 69	72
99a	Feldspar, Soda	Aug 81	72
100b	Steel, Mn-2	Aug 59	16
101f	Steel, Cr18-Ni10 (AISI 304L)	May 70	19
103a	Chrome Refractory	Sep 62	74
106b	Steel, Cr-Mo-Al	Mar 61	16
107c	Iron, Alloy Cast, Ni-Cr-Mo	May 83	26
112b	Carbide, Silicon	Jan 85	74
113a	Ore, Zinc, Tri-State Concentrate	Dec 75	70
114n	Portland Cement, Fineness	Feb 82	116
115a	Iron, Alloy Cast, Cu-Ni-Cr	Apr 62	26
120b	Phosphate Rock (Florida)	Jul 72	68, 71
121d	Stainless Steel, Cr17-Ni11-Ti0.3 (AISI 321)	Aug 81	19
122h	Iron, Cast, Car Wheel	Apr 83	26
123c	Stainless Steel, Cr17-Ni11-Nb0.6 (AISI 348)	Jul 71	19
125b	Steel, High-Silicon (Ca-Bearing)	Feb 82	16
126c	Steel, High-Nickel (Ni36)	Dec 77	18
127b	Solder, Sn40-Pb60	Oct 81	33
129c	Steel, High-Sulfur	Aug 73	16
131c	Steel, Low-C Si (C & S only)	Jun 77	16
132b	Steel, Tool (AISI M2)	Aug 73	19
133b	Steel, Chromium-Molybdenum	Aug 81	19
134a	Steel, Mo8-W2-Cr4-V1	May 57	19
136d	Potassium Dichromate	Aug 81	43
139b	Steel, Cr-Ni-Mo (AISI 8640)	May 78	16
141c	Acetanilide	Sep 76	43
142	Anisic Acid	Jul 69	43
143c	Cystine	Sep 76	43
148	Nicotinic Acid	Dec 70	43
152a	Steel, BOH, 0.5C	Oct 65	15
153a	Steel, Co8-Mo9-W2	Jan 60	19
154b	Titanium Dioxide	May 73	73
155	Steel, Cr0.5-W0.5	Oct 46	16
158a	Bronze, Silicon	Aug 61	30
160b	Stainless Steel, Cr18-Ni12-Mo2 (AISI 316)	Aug 69	19
163	Steel, Chromium	Jan 68	16
165a	Sand, Glass	Oct 78	72
166c	Stainless Steel, Low-C (AISI 316L)	Mar 70	19
173b	Ti-Base Alloy 6Al-4V	Dec 84	35
176	Ti-Base Alloy 5Al-2.5Sn	Oct 81	35
178	Steel, BOF 0.4C	Jul 69	15
179	Steel, High Silicon	Jul 76	16
180	Fluorspar, High-Grade	Mar 71	69
181	Ore, Lithium (Spodumene)	Oct 81	69
182	Ore, Lithium (Petalite)	Oct 81	69
183	Ore, Lithium (Lepidolite)	Oct 81	69
185f	Potassium Hydrogen Phthalate, pH	Jan 84	83
186Ic	Potassium Dihydrogen Phosphate, pH	Sep 70	83
186IIc	Disodium Hydrogen Phosphate, pH	Sep 70	83
187c	Sodium Tetraborate Decahydrate (Borax), pH	Mar 84	83

*In Prep.

SRM	SRM Description	Certificate Date	Page
188	Potassium Hydrogen Tartrate, pH	Jan 64	83
189	Potassium Tetroxalate, pH	Jan 64	83
191a	Sodium Bicarbonate, pH	Nov 84	83
192a	Sodium Carbonate, pH	Nov 84	83
193	Potassium Nitrate	Mar 74	68
194	Ammonium Dihydrogen Phosphate	Jan 74	68
195	Ferrosilicon (75Si)	Jan 76	25
196	Ferrochromium (Low Carbon)	Nov 70	25
198	Silica Brick (0.16 Al ₂ O ₃)	Jan 60	74
199	Silica Brick (0.48 Al ₂ O ₃)	Jan 60	74
200	Potassium Dihydrogen Phosphate	Aug 74	68
211c	Toluene	Sep 84	90, 102
217c	2,2,4-Trimethylpentane	Sep 84	90, 92, 102
276a	Carbide, Tungsten	May 80	74
277	Tungsten Concentrate	Oct 78	69
278	Obsidian Rock	Aug 81	73
291	Steel, Cr-Mo (ASTM A-213)	Oct 75	16
293	Steel, Cr-Ni-Mo (AISI 8620)	Mar 75	16
329	Zinc Concentrate, Zn-45	Dec 75	70
330	Ore, Copper Mill Heads	Jan 77	69
331	Ore, Copper Mill Tails	Jan 77	69
332	Copper Concentrate	Jun 77	69
333	Molybdenum Concentrate	Jan 77	69
334	Iron, Gray Cast	Mar 82	26
335	Steel, BOH, 0.1C	Apr 66	15
337a	Steel, BOH, 1.1C	Apr 85	15
338	Iron, White Cast	Jun 82	26
339	Steel, Cr17-Ni9-Se0.2	Jul 65	19
340	Ferroniobium	Nov 70	25
341	Iron, Ductile Cast	Mar 62	26
342a	Iron, Nodular Cast	Apr 70	26
343a	Stainless Steel, Cr16-Ni2 (AISI 431)	Jul 85	19
344	Steel, Cr15-Ni7 (Mo precip harden)	Oct 63	18
345	Steel, Cr16-Ni4 (Cu precip harden)	Jan 64	18
346a	Steel, Valve (Cr21-Ni3-Mn8)	*	18
348	High Temp Alloy A286 (Ni26-Cr15)	Oct 81	18
349a	Ni-Base, Ni57-Co14-Cr20	*	33
350a	Benzoic Acid, Acidimetric	Apr 81	43
352b	Titanium for Hydrogen	Apr 83	38
354a	Titanium for Hydrogen	*	38
355	Titanium for Oxygen	Sep 66	38
357	Zirconium, Gasometric	Jun 80	38
358	Zirconium, Gasometric	Jun 80	38
360b	Zircaloy 2, Zr-Base Alloy	*	37
361	Steel, AISI 4340	Feb 81	17
362	Steel, AISI 94B17 (modified)	Feb 81	17
363	Steel, Cr-V (modified)	Feb 81	17
364	Steel, High C (modified)	Feb 81	17
365	Iron, Electrolytic	Feb 81	17, 26
367	Stainless Steel (AISI 446)	Jul 77	19
368	Steel, AISI 1211	Jan 78	15
370e	Zinc Oxide	none	115
371h	Sulfur	none	115
372i	Stearic Acid	none	115
375g	Channel Black	none	115
378b	Oil Furnace Black	none	115
382a	Gas Furnace Black	none	115
383a	Mercaptobenzothiazole	none	115
384e	n-Tertiary-Butyl-2	none	115
386j	Styrene Butadiene	Jan 85	115
388m	Butyl Rubber	*	115
393	Copper "0"	Sep 80	32
394	Copper I	Jan 78	32
395	Copper II	Jan 78	32
396	Copper III	Jan 78	32
398	Copper V	Jan 78	32
399	Copper VI	Jan 78	32
400	Copper VII	Jan 78	32
454	Copper XI	Sep 80	32
457	Copper IV	Jan 78	32

*In Prep.

SRM	SRM Description	Certificate Date	Page
470	Mineral Glasses	Oct 81	40
475	AR Cr Optical Linewidth	Apr 81	85
476	B Cr Optical Linewidth	*	85
477	Glass Fluorescence Source	Feb 83	111
479a	Fe-Cr-Ni Alloy	Nov 80	40
480	Tungsten-Molybdenum	Nov 68	40
481	Gold-Silver	Feb 69	40
482	Gold-Copper	Jun 69	40
483	Iron-Silicon	Apr 71	40
484d	SEM Magnification	Jul 85	84
485a	5% Austenite in Ferrite	Oct 81	109
486	15% Austenite in Ferrite	Mar 81	109
487	30% Austenite in Ferrite	May 82	109
488	2% Austenite in Ferrite	Oct 83	109
493	Iron Carbide in Ferrite	May 85	109
494	Copper I	Jan 78	32
495	Copper II	Jan 78	32
496	Copper III	Jan 78	32
498	Copper V	Jan 78	32
499	Copper VI	Jan 78	32
500	Copper VII	Jan 78	32
607	Potassium Feldspar	May 73	77
610	Glass, Trace Elements (500 ppm)	Jan 82	77
611	Glass, Trace Elements (500 ppm)	Jan 82	77
612	Glass, Trace Elements (500 ppm)	Jan 82	77
613	Glass, Trace Elements (50 ppm)	Jan 82	77
614	Glass, Trace Elements (1 ppm)	Jan 82	77
615	Glass, Trace Elements (1 ppm)	Jan 82	77
616	Glass, Trace Elements (0.02 ppm)	Jan 82	77
617	Glass, Trace Elements (0.02 ppm)	Jan 82	77
620	Glass, Soda-Lime Flat	Jan 82	75
621	Glass, Container	Jan 82	75
622	Glass, Soda-Lime-Silicate	Mar 76	87
623	Glass, Borosilicate	Mar 76	87
624	Glass, Electrical Resistance	Oct 77	88
625	Zn-Base Alloy A	Apr 64	36
626	Zn-Base Alloy B	Apr 64	36
627	Zn-Base Alloy C	Apr 64	36
628	Zn-Base Alloy D	Apr 64	36
629	Zn-Base Alloy E	Apr 64	36
630	Zn-Base Alloy F	Apr 64	36
631	Zinc Spelter (mod)	Nov 81	36
633	Portland Cement, red	Dec 83	76
634	Portland Cement, gold	Dec 83	76
635	Portland Cement, blue	Dec 83	76
636	Portland Cement, yellow	Dec 83	76
637	Portland Cement, pink	Dec 83	76
638	Portland Cement, green	Dec 83	76
639	Portland Cement, clear	Dec 83	76
640a	Silicon X-ray Diffraction	Dec 82	111
641	Ti-Base Alloy, 8Mn (A)	Oct 81	35
642	Ti-Base Alloy, 8Mn (B)	Oct 81	35
643	Ti-Base Alloy, 8Mn (C)	Oct 81	35
644	Ti-Base 2Cr-2Fe-2Mo (A)	Jan 60	35
646	Ti-Base 2Cr-2Fe-2Mo (C)	Jan 60	35
650	Titanium	Nov 85	35
651	Titanium	Nov 85	35
652	Titanium	Nov 85	35
654a	Titanium Alloy 6A1-4V	Oct 81	35
668	Steels, Set 661-665	Sep 81	20
670	Ore, Rutile	Jun 85	71
671	Nickel Oxide 1	Dec 60	34
672	Nickel Oxide 2	Dec 60	34
673	Nickel Oxide 3	Dec 60	34

SRM	SRM Description	Certificate Date	Page
674	Intensity X-ray Diffraction Set	Jun 83	111
675	Mica X-ray Diffraction	Jun 82	111
680a	Platinum, High Purity	Mar 77	39
681	Platinum, Doped	Mar 77	39
682	Zinc, High Purity	Jul 68	39
683	Zinc, Pure	Oct 81	39
685	Gold, High Purity	Oct 81	39
688	Basalt Rock	Aug 81	73
689	Ferrochromium Silicon	Feb 82	25
690	Ore, Iron (Canada)	Oct 78	70
691	Reduced Iron Oxide	Apr 82	70
692	Ore, Iron (Labrador)	Oct 82	70
693	Ore, Iron (Nimba)	Oct 78	70
694	Phosphate Rock (Western)	Jun 84	68, 71
696	Bauxite (Surinam)	Aug 79	71
697	Bauxite (Dominican)	Aug 79	71
698	Bauxite (Jamaican)	Aug 79	71
699	Alumina, Reduction Grade	Aug 81	71
705	Polystyrene 179k mol wt	Nov 78	91, 93
706	Polystyrene 258k mol wt	Feb 79	91
708	Glasses, Stress Optical Coefficient	Sep 73	89
709	Glass, Extra Dense Lead	Jun 74	88, 89
710a	Glass, Soda Lime-Silica	*	88
711	Glass, Lead-Silica	Jul 64	88
712	Glass, Alkali Lead-Silica	Oct 66	88
713	Glass, Dense Barium Crown	Oct 66	88
714	Glass, Alkali Alumina Silica	Oct 66	88
715	Glass, Alkali-free Alumina	Sep 66	88
716	Glass, Neutral	Sep 66	88
717	Glass, Borosilicate	Nov 69	88
718	Alumina Elasticity	Apr 72	89
720	Synthetic Sapphire	Apr 82	93
723a	Tris(hydroxymethyl) amino-methane, Basimetric	Apr 81	43
724a	Tris(hydroxymethyl) amino-methane, Calorimetric	Sep 73	93
726	Selenium, Inter-Purity	Jan 67	39
728	Zinc-Intermediate Purity	Oct 81	39
731	Glass, Borosilicate	Jul 72	99
737	Tungsten	May 76	99
739	Fused Silica	May 71	99
740	Zinc Freezing Point	Feb 70	96
741	Tin Freezing Point	Jul 72	96
742	Alumina Melting Point	Jul 70	96
743	Mercury, Triple Point	Apr 76	96
745	Gold, Vapor Pressure	May 69	98
746	Cadmium, Vapor Pressure	Aug 70	98
748	Silver, Vapor Pressure	Aug 70	98
763	Aluminum, Magnetic Susceptibility	Apr 73	99
764	Platinum, Magnetic Susceptibility	Apr 73	99
765	Palladium, Magnetic Susceptibility	Apr 73	99
766	Manganese Fluoride, Mag Suscept	Apr 73	99
767a	Thermometric Fix Point Device	Jun 83	95
768	Thermometric Fix Point Device (Low)	Dec 78	95
769	Electrical "RRR" Set	Nov 82	113
772	Nickel, Magnetic Moment	Oct 78	99
773	Glass, Liquidus Temperature	Nov 80	89
774	Glass, Dielectric Constant	Jul 82	88
781	Molybdenum, Heat Capacity	Apr 77	93
853	Aluminum Alloy 3004	May 85	29
854	Aluminum Alloy 5182	May 85	29
855	Aluminum Casting Alloy 356	Jan 80	29
856	Aluminum Casting Alloy 380	Jan 80	29
858	Aluminum Alloy 6011 (mod)	Jun 80	29
859	Aluminum Alloy 7075	Jun 80	29

SRM	SRM Description	Certificate Date	Page
864	Inconel 600	May 84	33
865	Inconel 625	May 84	33
866	Incoloy 800	May 84	33
867	Incoloy 825	May 84	33
871	Phosphor Bronze, CDA 521	Aug 79	30
872	Phosphor Bronze, CDA 544	Aug 79	30
874	Cupro-Nickel, 10 (CDA 706) (pure)	Jan 78	30
875	Cupro-Nickel, 10 (CDA 706) (doped)	Jan 78	30
879	Nickel Silver, CDA 762	Jun 79	30
880	Nickel Silver, CDA 770	Jun 79	30
882	Ni-Cu Alloy (65Ni 31Cu 3Al)	Aug 79	33
890	Iron, HA White Cast(HC-250+V)	Apr 82	26
891	Iron, HA White Cast(Ni-Hard I)	Apr 82	26
892	Iron, HA White Cast(Ni-Hard IV)	Apr 82	26
897	Tracealloy A	Aug 83	34
898	Tracealloy B	Aug 83	34
899	Tracealloy C	Aug 83	34
900	Antiepilepsy Drug Level Assay	Apr 79	46, 47
909	Human Serum	Mar 85	46
910	Sodium Pyruvate	May 81	46
911a	Cholesterol	Mar 80	46
912a	Urea	Nov 79	46
913	Uric Acid	Nov 73	46
914a	Creatinine	*	46
915	Calcium Carbonate	Nov 73	46
916	Bilirubin	Mar 71	46
917	D-Glucose (Dextrose)	Sep 73	46
918	Potassium Chloride	Nov 73	46
919	Sodium Chloride	Nov 73	46
920	D-Mannitol	Nov 73	46
921	Cortisol (Hydrocortisone)	Dec 73	46
922	Tris(hydroxymethyl) amino-methane, pH	Aug 76	46, 83
923	Tris(hydroxymethyl) amino-methane hydrochloride, pH	Aug 76	46, 83
924	Lithium Carbonate	Nov 73	46
925	4-Hydroxy-3-methoxy-dl-mandelic Acid (VMA)	Dec 73	46
926	Bovine Serum Albumin (Total Protein)	Jul 77	46
927a	Bovine Serum Albumin (7% Solution, Total Protein)	*	46
928	Lead Nitrate	May 76	46
929	Magnesium Gluconate Dihydrate	Apr 79	46
930D	Glass Filters for Spectrophotometry (Visible)	Aug 84	100
931d	Liquid Absorbance Filters for UV and Visible Spectrophotometry	*	100
932	Quartz Cuvette for Spectrophotometry	Dec 80	100
934	Clinical Laboratory Thermometer	Oct 74	97
935	Crystalline Potassium Dichromate for UV Absorbance	Jun 77	100
936	Quinine Sulfate Dihydrate	Apr 79	100
937	Iron Metal	Jun 78	46
938	4-Nitrophenol	May 81	46
945	Plutonium Metal Matrix	Jan 73	78
946	Plutonium Isotopic (12%)	Aug 82	78
947	Plutonium Isotopic (18%)	Aug 82	78
948	Plutonium Isotopic (8%)	Aug 82	78
949f	Plutonium Metal	Sep 82	78
950b	Uranium Oxide	Mar 78	79
951	Boric Acid	Oct 71	43, 81
952	Enriched Boric Acid	Oct 71	81
953	Neutron Density Monitor Wire	Mar 69	80
955	Lead in Blood	Dec 84	46
960	Uranium Metal	May 72	43, 79

SRM	SRM Description	Certifi- cate Date	Page
961	Fission Track Glass (U-500 ppm)	Jun 74	80
962a	Fission Track Glass (U-50 ppm)	Feb 84	80
963a	Fission Track Glass (U-1 ppm)	Feb 84	80
969	Uranium Oxide—Gamma Spectrometry	Jun 85	79
975	Chlorine, Isotopic	Mar 65	81
977	Bromine, Isotopic	Mar 65	81
978a	Silver, Isotopic	Sep 84	81
979	Chromium, Isotopic	May 66	81
980	Magnesium, Isotopic	Jan 67	81
981	Lead, Common Isotopic	Apr 73	81
982	Lead, Equal-Atom Isotopic	Jun 68	81
983	Lead, Radiogenic Isotopic	Jun 68	81
984	Rubidium Chloride, Assay & Isotopic	Jul 70	81
985	Potassium, Assay & Isotopic	Aug 79	81
987	Strontium, Assay & Isotopic	Oct 82	43, 81
989	Rhenium, Assay & Isotopic	Feb 74	81
990	Silicon, Assay & Isotopic	Aug 75	81
991	Lead-206 Spike, Assay & Isotopic	Mar 76	81
993	Uranium-235 Spike, Assay & Isotopic	Jun 75	79
994	Gallium, Isotopic	Dec 85	81
995	Uranium-233 Spike, Assay & Isotopic	Aug 80	79
996	Plutonium-244 Spike, Assay & Isotopic	Jun 81	78
997	Thallium, Isotopic	Jan 86	81
998	Angiotensin I (Human)	Jan 83	46
999	Potassium Chloride (Primary)	Sep 72	43
1001	X-Ray Film Step Tablet (0-4)	Mar 85	119
1002c	Surface Flammability	Dec 78	123
1003a	Glass Spheres (8-58 μ m)	Sep 84	116
1004	Glass Beads (34-120 μ m)	Apr 72	116
1006b	Smoke Density, Nonflame (cellulose)	Apr 83	123
1007a	Smoke Density, Flame (ABS plastic)	Feb 76	123
1008	Photographic Step Tablet (0-4)	Mar 85	119
1010a	Microcopy Resolution Test Charts	Jun 82	119
1012	Flooring Radiant Panel	Sep 84	123
1017a	Glass Beads (100-310 μ m)	Sep 71	116
1018a	Glass Beads (225-780 μ m)	May 73	116
1019a	Glass Spheres (0.76-2.16 mm)	Oct 84	116
1034	Unalloyed Copper	Feb 82	30
1035	Leaded-Tin Bronze Alloy	Feb 82	30
1036	Steel, Low Carbon Silicon	Sep 82	16
1051b	Barium Metallo-organic	Jul 15	66
1052b	Vanadium Metallo-organic	Mar 68	66
1053a	Cadmium Metallo-organic	Jan 70	66
1055b	Cobalt Metallo-organic	Jul 68	66
1057b	Tin Metallo-organic	Aug 68	66
1059c	Lead Metallo-organic	*	66
1060a	Lithium Metallo-organic	Apr 64	66
1061c	Magnesium Metallo-organic	Oct 81	66
1062b	Manganese Metallo-organic	Apr 76	66
1065b	Nickel Metallo-organic	Nov 67	66
1066a	Silicon Metallo-organic	Apr 69	66
1069b	Sodium Metallo-organic	Feb 69	66
1070a	Strontium Metallo-organic	Apr 64	66
1071b	Phosphorus Metallo-organic	Feb 76	66
1073b	Zinc Metallo-organic	Jul 67	66
1074a	Calcium Metallo-organic	May 66	66
1075a	Aluminum Metallo-organic	Oct 67	66
1077a	Silver Metallo-organic	Feb 68	66
1078b	Chromium Metallo-organic	Jul 72	66
1079b	Iron Metallo-organic	Feb 69	66
1080a	Copper Metallo-organic	Feb 69	66

SRM	SRM Description	Certifi- cate Date	Page
1083	Wear-Metals in Lube Oil (Base Oil)	Jul 85	67
1084	Wear-Metals in Lube Oil (100 ppm)	Jul 85	67
1085	Wear-Metals in Lube Oil (300 ppm)	Jul 85	67
1086	Hydrogen in Titanium	Jun 80	34
1087	Hydrogen in Titanium	Jun 80	34
1088	Hydrogen in Titanium	Jun 80	34
1089	Gasometric Set (1095-1099)	Set	34
1090	Oxygen in Ingot Iron	Oct 85	34
1091a	Oxygen in Stainless Steel (AISI 431)	Oct 85	34
1093	Oxygen in Valve Steel	Nov 84	34
1094	Oxygen in Maraging Steel	Nov 84	34
1103	Brass, Free Cutting, A	Aug 65	31
1106	Brass, Naval, A	Nov 81	31
C1106	Brass, Naval, A	Nov 81	31
1107	Brass, Naval, B	Nov 81	31
C1107	Brass, Naval, B	Nov 81	31
1108	Brass, Naval, C	Nov 81	31
C1108	Brass, Naval, C	Nov 81	31
C1109	Brass, Red, A	Oct 81	31
C1110	Brass, Red, B	Oct 81	31
1111	Brass, Red, C	Oct 81	31
C1111	Brass, Red, C	Oct 81	31
1112	Gilding Metal, A	Oct 81	31
C1112	Gilding Metal, A	Oct 81	31
1113	Gilding Metal, B	Oct 81	31
C1113	Gilding Metal, B	Oct 81	31
1114	Gilding Metal, C	Oct 81	31
C1114	Gilding Metal, C	Oct 81	31
1115	Bronze, Commercial, A	Nov 81	31
C1115	Bronze, Commercial, A	Nov 81	31
1116	Bronze, Commercial, B	Nov 81	31
C1116	Bronze, Commercial, B	Nov 81	31
1117	Bronze, Commercial, C	Nov 81	31
C1117	Bronze, Commercial, C	Nov 81	31
1118	Brass, Aluminum, A	Dec 81	31
C1119	Brass, Aluminum, B	Jul 82	31
C1121	Beryllium-Copper CABRA 165-170	Dec 81	31
C1123	Beryllium-Copper CABRA 10-75	Dec 81	31
1131	Solder (40Sn-60Pb)	Oct 81	33
1132	Bearing Metal, Pb-Base	Jan 70	33
1134	Steel, High-Silicon	Apr 70	20
1135	Steel, High-Silicon	Jul 72	20
1136	Steel, High-Sulfur	Aug 73	20
C1137a	Iron, White Cast	Jan 84	27
1138a	Steel, Cast, 1	Jan 77	27
1139a	Steel, Cast, 2	Jan 77	27
1144a	Iron, Blast Furnace, 2a	Dec 76	27
1145	Iron, White Cast	May 78	27
C1146a	Iron, White Cast	Oct 83	27
C1150a	Iron, White Cast	Dec 85	27
C1151	Stainless Steel (23Cr-7Ni)	Jan 80	23
C1152	Stainless Steel (18Cr-11Ni)	Jan 80	23
C1153	Stainless Steel (17Cr-9Ni)	Jan 80	23
C1154	Stainless Steel (19Cr-13Ni)	Jan 80	23
1155	Stainless Steel (AISI 316)	Aug 69	23
1157	Steel, Tool (AISI M2)	Aug 73	24
1158	Steel, High-Nickel (36Ni)	Dec 77	24
1160	Electronic and Magnetic Alloy	Aug 81	33
1169b	Steel, Lead-bearing	Apr 82	20
1170b	Steel, Selenium-bearing	Jan 74	23
1171	Stainless Steel (AISI 321)	Jul 71	23
1172	Stainless Steel (AISI 348)	Jul 71	23
1173	Steel, Ni-Cr-Mo-V	May 83	27
C1173	Steel, Cast 3	Feb 81	27
1199	High Temperature Alloy—L605	Aug 74	24
1200	High Temperature Alloy—S816	Aug 74	24
1207-2	High Temperature Alloy, Waspaloy	Aug 81	24
1217	Steel, Nickel (SAE 4820)	Nov 84	20
1218	Steel, Silicon, Low C & S	Nov 84	20

*In Prep.

SRM	SRM Description	Certificate Date	Page
1219	Stainless Steel (AISI 413)	*	23
C1221	Steel, Resulfurized/Rephosphorized	Jan 82	20
1222	Steel, Cr-Ni-Mo (AISI 8640)	Oct 78	20
1223	Stainless Steel, High S (AISI 416)	Sep 85	23
1224	Steel, Carbon (AISI 1078)	Feb 81	20
1225	Steel, Low-Alloy (AISI 4130)	Mar 83	20
1226	Steel, Low-Alloy (HY 130)	Dec 82	20
1227	Steel, BOH 1.0 C	Mar 83	20
1228	Steel, BOH 0.1 C	Sep 82	20
1233	Steel, Valve	*	24
1234	Zirconium A	Nov 80	37
1235	Zirconium B	Nov 80	37
1236	Zirconium C	Nov 80	37
1237	Zircaloy-4 D	Nov 80	37
1238	Zircaloy-4 E	Nov 80	37
1239	Zircaloy-4 F	Nov 80	37
1240	Aluminum Alloy 3004	Jul 85	29
1241	Aluminum Alloy	*	29
1244	Inconel 600	May 84	24
1245	Inconel 625	May 84	24
1246	Inconel 800	May 84	24
1247	Inconel 825	May 84	24
C1251	Phosphorized Copper (Cu VIII)	Sep 80	32
C1252	Phosphorized Copper (Cu IX)	Sep 80	32
C1253	Phosphorized Copper (Cu X)	Sep 80	32
1254	Steel, Silicon (Ca only)	Apr 82	20
1255a	Aluminum Casting Alloy 356	Jan 80	29
1256a	Aluminum Casting Alloy 380	Jan 80	29
1257	High Purity Aluminum	*	29
1258	Aluminum Alloy 6011 (mod)	May 78	29
1259	Aluminum Alloy 7075	May 78	29
1261a	Steel, AISI 4340	Feb 81	20
1262a	Steel, AISI 94B17 (mod)	Feb 81	20
1263a	Steel, Cr-V (mod)	Feb 81	20
1264a	Steel, High Carbon (mod)	Feb 81	20
1265a	Iron, Electrolytic	Feb 81	20
1267	Stainless Steel (AISI 446)	Jan 78	23
1269	Steel (AISI 1526) Line Pipe (mod)	Jun 81	20
1270	Steel, A336 (F-22) 2.3Cr-1Mo	Jun 81	20
1275	Cupro-Nickel (CDA 706)	Mar 80	31
C1285	Steel, A242 (mod)	Jun 82	20
1286	Steel, Low Alloy (HY 80)	Jun 82	20
C1287	Steel, ACI HK (AISI 310 mod)	Jun 81	23
C1288	Steel, ACI CN-7M (A-743)	Aug 81	23
C1289	Steel, ACI CA-6NM (AISI 414 mod)	Jun 81	23
C1290	Iron, White Cast (HC-250+V)	Jan 85	27
C1291	Iron, White Cast (Ni-Hard, Type I)	Jan 85	27
C1292	Iron, White Cast (Ni-Hard, Type IV)	Jan 85	27
1357	Cu-Cr Coating (nonmagnetic) on Steel	Aug 84	86
1358	Cu-Cr Coating (nonmagnetic) on Steel	Aug 84	86
1359	Cu-Cr Coating (nonmagnetic) on Steel	May 84	86
1360	Cu-Cr Coating (nonmagnetic) on Steel	May 84	86
1361a	Cu-Cr Coating (nonmagnetic) on Steel	May 84	86
1362a	Cu-Cr Coating (nonmagnetic) on Steel	May 84	86
1363a	Cu-Cr Coating (nonmagnetic) on Steel	May 84	86
1364a	Cu-Cr Coating (nonmagnetic) on Steel	May 84	86
1365a	Nickel (magnetic) on Steel	May 84	86
1366a	Nickel (magnetic) on Steel	May 84	86
1379	Ultra-thin Gold on Nickel 0.35 mg	May 84	87
1380	Ultra-thin Gold on Nickel 0.55 mg	May 84	87

SRM	SRM Description	Certificate Date	Page
1387	Gold Coating on Nickel 2.2 mg	Sep 85	87
1398a	Gold Coating on Fe-Ni-Co Alloy (set)	May 84	87
1399b	Gold Coating on Nickel (set)	May 84	87
1411	Soft Borosilicate Glass	Aug 85	75
1412	Multicomponent Glass	Aug 85	75
1413	Glass Sand, High Alumina	Aug 85	72
1450b	Thermal Resistance, Fibrous Glass Board	May 85	98
1451	Thermal Resistance, Fibrous Glass Blanket	May 85	98
1457	Superconducting Critical Current Nb-Ti Wire	June 84	113
1460	Thermal Conductivity and Electrical Resistivity, Stainless Steel	May 84	98, 112
1461	Thermal Conductivity and Electrical Resistivity, Stainless Steel	May 84	98, 112
1462	Thermal Conductivity and Electrical Resistivity, Stainless Steel	May 84	98, 112
1470	Gas Transmission, Polyester Film	Feb 82	111
1475	Linear Polyethylene (52k mol wt)	Dec 78	91, 93
1476	Branched Polyethylene (viscosity)	Nov 69	91
1478	Polystyrene, (37k mol wt)	Jan 79	91
1479	Polystyrene, (1M mol wt)	Mar 81	91
1482	Linear Polyethylene (13k mol wt)	Oct 76	91
1483	Linear Polyethylene (32k mol wt)	Mar 76	91
1484	Linear Polyethylene (119k mol wt)	Oct 76	91
1490	Polyisobutylene Solution in Cetane, Rheology	Dec 77	92
1495	Rubber, Isobutylene-Isoprene (Butyl) (Low Mooney Viscosity)	Mar 81	115
1514	Thermal Analysis Purity (DSC)	Jul 84	94
1521	Boron-doped Silicon Slices for Resistivity (0.1 & 10 ohm-cm)	Feb 85	112
1522	Silicon Power Device Level Resistivity (25, 75, & 180 ohm-cm)	Sep 84	112
1523	Silicon Resistivity for Eddy Current Testers (0.01 & 1.0 ohm-cm)	Feb 85	112
1543	GC/MS System Performance	Aug 84	62
1549	Non-Fat Milk Powder	Jul 85	48
1566a	Oyster Tissue	Feb 83	48
1567	Wheat Flour	Jan 78	48
1568	Rice Flour	Jan 78	48
1569	Brewers Yeast (Cr only)	Sep 76	48
1572	Citrus Leaves	Dec 82	49
1573	Tomato Leaves	Oct 76	49
1575	Pine Needles	Oct 76	49
1577a	Bovine Liver	Feb 85	48
1579	Powdered Lead-Based Paint (Pb only)	Jan 73	54
1580	Organics in Shale Oil	Nov 80	59
1581	Polychlorinated Biphenyls in Oil	Jan 82	59

SRM	SRM Description	Certifi- cate Date	Page
1582	Petroleum Crude Oil	Jan 84	59
1583	Chlorinated Pesticides in 2,2,4-Trimethylpentane	Feb 85	59
1584	Priority Pollutant Phenols in Methanol	Apr 84	59
1585	Chlorinated Biphenyls	*	59
1586	Isotopically Labeled and Unlabeled Priority Pollutants in Methanol	Oct 84	59
1587	Nitrated Polycyclic Aromatic Hydrocarbons in Methanol	Jun 85	59
1590	Stabilized Wine	Dec 80	49
1595	Tripalmitin	Jul 83	46
1599	Anticonvulsant Drug Level Assay	Aug 82	46
1600	Secondary Standard Magnetic Tape Cassette (Computer Amplitude)	Mar 74	120
1614	Dioxin in Isooctane	*	59
1616	Sulfur in Kerosene	*	56
1617	Sulfur in Kerosene	*	56
1618	V and Ni in Residual Fuel Oil	May 85	54
1619	Sulfur in Residual Fuel Oil (0.7%)	Dec 81	56
1620a	Sulfur in Residual Fuel Oil (4.5%)	Dec 81	56
1621b	Sulfur in Residual Fuel Oil (0.9%)	Dec 81	56
1622b	Sulfur in Residual Fuel Oil (1.9%)	Dec 81	56
1623a	Sulfur in Residual Fuel Oil (0.2%)	Dec 81	56
1624a	Sulfur in Distillate (Diesel) Fuel Oil (0.1%)	Dec 81	56
1625	Sulfur Dioxide Permeation Tube, 10 cm	Jan 73	54
1626	Sulfur Dioxide Permeation Tube, 5 cm	Aug 71	54
1627	Sulfur Dioxide Permeation Tube, 2 cm	Aug 71	54
1629a	Nitrogen Dioxide Perm Device, 10 cm	Apr 81	54
1630	Trace Mercury in Coal	Aug 79	54
1632b	Trace Elements in Coal (Bituminous)	Jun 85	57
1633a	Trace Elements in Coal Fly Ash	Jan 85	57
1634b	Trace Elements in Fuel Oil	*	57
1635	Trace Elements in Coal (Sub-bituminous)	Aug 79	57
1636a	Lead in Reference Fuel	Feb 80	54
1637a	Lead in Reference Fuel	Feb 80	54
1638b	Lead in Reference Fuel	*	54
1639	Halocarbons (in methanol) for Water Analysis	Apr 83	59
1641b	Mercury in Water ($\mu\text{g/mL}$)	Apr 83	54
1642b	Mercury in Water (ng/mL)	Jun 82	54
1643b	Trace Elements in Water	May 84	57
1644	Generator Columns for Polynuclear Aromatic Hydrocarbons	Apr 81	59
1645	River Sediment	May 82	57
1646	Estuarine Sediment	Jun 82	57
1647	Priority Pollutant Polynuclear Aromatic Hydrocarbons	Dec 81	59
1648	Urban Particulate Matter	May 82	57
1649	Urban Dust/Organics	Apr 82	59
1650	Diesel Particulate Matter	Feb 85	59
1651	Heat-Source Powder for Calorimetry Zirconium-Barium Chromate, 1460	Nov 68	93
1652	Heat-Source Powder for Calorimetry Zirconium-Barium Chromate, 1632	Nov 68	93
1653	Heat-Source Powder for Calorimetry Zirconium-Barium Chromate, 1762	Nov 68	93

SRM	SRM Description	Certifi- cate Date	Page
1655	Potassium Chloride for Solution Calorimetry	Mar 81	93
1656	Thianthrene, Combustion Calorimetry	Jan 85	92
1657	Synthetic Refuse-Derived Fuel, Combustion Calorimetry	Mar 85	92
1658a	Methane in Air, 1ppm	Mar 81	51
1659a	Methane in Air, 10ppm	Mar 81	51
1660a	Methane (4) and Propane (1) in Air	Mar 81	51
1661a	Sulfur Dioxide in Nitrogen, 500ppm	Mar 81	51
1662a	Sulfur Dioxide in Nitrogen, 1000ppm	Mar 81	51
1663a	Sulfur Dioxide in Nitrogen, 1500ppm	Mar 81	51
1664a	Sulfur Dioxide in Nitrogen, 2500ppm	Mar 81	51
1665b	Propane in Air, 3ppm	Jan 80	52
1666b	Propane in Air, 10ppm	Jan 80	52
1667b	Propane in Air, 50ppm	Jan 80	52
1668b	Propane in Air, 100ppm	Jan 80	52
1669b	Propane in Air, 500ppm	Jan 80	52
1670	Carbon Dioxide in Air, 330ppm	Dec 82	52
1671	Carbon Dioxide in Air, 340ppm	Dec 82	52
1672	Carbon Dioxide in Air, 350ppm	Dec 82	52
1674b	Carbon Dioxide in Nitrogen, 7%	Jan 80	52
1675b	Carbon Dioxide in Nitrogen, 14%	Jan 80	52
1677c	Carbon Monoxide in Nitrogen, 10ppm	Jan 80	52
1678c	Carbon Monoxide in Nitrogen, 50ppm	Jan 80	52
1679c	Carbon Monoxide in Nitrogen, 100ppm	Jan 80	52
1680b	Carbon Monoxide in Nitrogen, 500ppm	Jan 80	52
1681b	Carbon Monoxide in Nitrogen, 1000ppm	Jan 80	52
1683b	Nitric Oxide in Nitrogen, 50ppm	Jan 80	52
1684b	Nitric Oxide in Nitrogen, 100ppm	Jan 80	52
1685b	Nitric Oxide in Nitrogen, 250ppm	Jan 80	52
1686b	Nitric Oxide in Nitrogen, 500ppm	Jan 80	52
1687b	Nitric Oxide in Nitrogen, 1000ppm	Jan 80	52
1690	Polystyrene Spheres, 1 μm	Dec 82	116
1691	Polystyrene Spheres, 0.3 μm	May 84	116
1693	Sulfur Dioxide in Nitrogen, 50ppm	Jul 84	52
1694	Sulfur Dioxide in Nitrogen, 100ppm	Jul 84	52
1696	Sulfur Dioxide in Nitrogen, 3500ppm	Jul 84	52
1700	Carbon Dioxide in Nitrogen, 10% Blood Gas	Jun 85	46, 52
1701	Carbon Dioxide and Oxygen in Nitrogen, 5% and 12%, Blood Gas	Jun 85	46, 52
1702	Carbon Dioxide and Oxygen in Nitrogen, 5% and 20%, Blood Gas	Jun 85	46, 52
1703	Carbon Dioxide and Oxygen in Nitrogen, 10% and 7%, Blood Gas	Jun 85	46, 52

*In Prep.

SRM	SRM Description	Certificate Date	Page
1761	Steel, Low Alloy	*	20
1762	Steel, Low Alloy	*	20
1763	Steel, Low Alloy	*	21
1764	Steel, Low Alloy	*	21
1765	Steel, Low Alloy	*	21
1766	Steel, Low Alloy	*	21
1767	Steel, Low Alloy	*	21
1805	Benzene in Nitrogen, 0.25ppm	Dec 82	52
1806	Benzene in Nitrogen, 10ppm	Dec 82	52
1808	Tetrachloroethylene in Nitrogen, 0.25 ppm	Jun 83	52
1809	Tetrachloroethylene in Nitrogen, 10 ppm	Jun 83	52
1815a	n-Heptane, Reference Fuel	Mar 85	112
1816a	Isooctane, Reference Fuel	Mar 85	112
1817	Catalyst Package for Lubricant Oxidation	May 83	66
1819	Sulfur in Lubricating Base Oil	Jul 85	56
1820	Refractive Index Glass, Borosilicate	Sep 74	102
1822	Refractive Index Glass, Soda-Lime	Nov 84	102
1823	Refractive Index Silicone Liquids	Dec 76	102
1828	Ethanol-Water Solutions	Jun 85	49
1830	Soda-Lime Float Glass	Jul 82	75
1831	Soda-Lime Sheet Glass	Jul 82	75
1832	Thin Glass Film on Polycarbonate for X-ray Fluorescence	May 84	64
1833	Thin Glass Film on Polycarbonate for X-ray Fluorescence	May 84	64
1840	Silicon Density, 100 g	May 82	90
1841	Silicon Density, 200 g	May 82	90
1844	Radiographic Image Quality Indicator	Nov 84	118
1850	Penetrant Test Block	Dec 80	113
1851	NDE Penetrant Test Block (Matte)	Apr 84	113
1856	Acoustic Emission Transducer	Jul 85	90
1857	Tool Steel Abrasive Wear	Mar 83	109
1860	Al, Eddy Current 60% IACS	Aug 82	113
1862	Al, Eddy Current 41% IACS	Aug 82	113
1864	Cu, Eddy Current 100% IACS	*	113
1865	Ti, Eddy Current 6% IACS	*	113
1871	Pb-Si Glasses for Microanalysis	May 84	40
1872	Pb-Ge Glasses for Microanalysis	May 84	40
1873	Ba-Zn-Si Glasses for Microanalysis	May 84	40
1874	Li-Al-Bo Glasses for Microanalysis	Dec 84	40
1875	Al-Mg-P Glasses for Microanalysis	Dec 84	40
1876a	Chrysotile Asbestos Fibers	*	65
1878	Respirable Alpha Quartz	Nov 83	65
1880	Portland Cement, black	Feb 84	76
1881	Portland Cement, white	Feb 84	76
1882	Ca-Al Cement	*	76
1883	Ca-Al Cement	*	76
1890	Stainless Steel for Pitting or Crevice Corrosion	May 83	110
1891	Co-Cr-Mo Alloy for Pitting or Crevice Corrosion	Sep 85	110
1893	Cu Microhardness Test Block-Knoop	Feb 84	90
1894	Cu Microhardness Test Block-Vickers	Feb 84	90
1895	Ni Microhardness Test Block-Knoop	Feb 84	90
1896	Ni Microhardness Test Block-Vickers	Feb 84	90
1901	Centerline Drawings for Optical Character Recognition-Type B	Mar 76	122
1905	Ni Microhardness Block-High Knoop	*	90

SRM	SRM Description	Certificate Date	Page
1911	Benzene Permeation Device	Aug 82	54
1912	Tetrachloroethylene Perm Device	Sep 85	54
1960	Polystyrene Spheres, 10 μ m	Apr 85	116
1967	High-Purity Platinum Thermoelement	Feb 77	97
1968	Gallium Melting Point	Jun 77	96
1969	Rubidium Triple Point	Jan 84	96
1970	Succinonitrile Triple Point	Mar 85	96
1971	Indium Melting Point	*	96
2003	Aluminum Mirror, First Surface, Reflectance	May 85	101
2009a	Didymium Glass Filter, Wavelength	Jul 84	100
2010a	Didymium Glass Filter, Wavelength	Jul 84	100
2011	Gold Mirror, First Surface, Reflectance	Mar 84	101
2015	White Opal Glass Diffuse Spectral Reflectance	May 82	101
2016	White Opal Glass Diffuse Spectral Reflectance	May 82	101
2019b	White Ceramic Tile for Directional-Hemispherical Reflect	Oct 83	101
2020	White Ceramic Tile for Directional-Hemispherical Reflect	Oct 83	101
2021	Black Porcelain Enamel, Directional-Hemispherical Reflect	Sep 80	101
2023	Aluminum Mirror, Second Surface, Reflectance	Apr 81	101
2024	Aluminum Mirror, Second Surface, Reflectance	Apr 81	101
2025	Aluminum Mirror with Wedge, Second Surface, Reflectance	Feb 82	101
2031	Metal-on-Quartz Filters for Spectrophotometry	Oct 84	100
2032	Potassium Iodide Stray Light	Oct 79	100
2033	KI Stray Light with Attenuator	May 80	100
2034	Holmium Oxide Solution Wavelength	Jun 85	100
2061	Reflection Step Tablet (0-2)	Dec 80	119
2069a	SEM Performance Standard	Feb 85	84
2071	Sinusoidal Roughness	*	118
2072	Sinusoidal Roughness	*	118
2073	Sinusoidal Roughness	Nov 84	118
2083	Socketed Ball Bar	Aug 85	117
2106	Centroid Color Charts	none	119
2107	Centroid Color Kit	none	119
2121	Spectrometric Solutions: Cadmium, Lead, Silver, and Zinc	Jan 84	44
2122	Spectrometric Solutions: Barium, Calcium, Magnesium, and Strontium	Aug 84	44
2123	Spectrometric Solutions: Lithium, Potassium, Sodium, and Rubidium	Apr 84	44
2124	Spectrometric Solutions: Cobalt, Copper, Iron, and Nickel	Oct 84	44
2125	Spectrometric Solutions: Chromium, Boron, Manganese, and Molybdenum	Dec 84	44
2126	Spectrometric Solutions: Antimony, Arsenic, Selenium, and Tin	Feb 85	44
2127	Spectrometric Solutions: Aluminum, Beryllium, Phosphorus, and Silicon	Oct 85	44
2128	Spectrometric Solutions: Gold, Mercury, Palladium, and Platinum	Mar 86	44
2129	Spectrometric Solutions: Titanium, Tungsten, Vanadium, and Zirconium	*	44

SRM	SRM Description	Certifi- cate Date	Page
2135a	Ni/Cr Thin-Film Depth Profile	*	85
2141	Urea	Aug 70	43
2142	o-Bromobenzoic Acid	Sep 70	43
2143	p-Fluorobenzoic Acid	Jan 82	43
2144	m-Chlorobenzoic Acid	Apr 73	43
2151	Nicotinic Acid (Calorimetry)	Jan 85	92
2152	Urea (Calorimetry)	Jan 85	92
2185	Potassium Hydrogen Phthalate, pD	Nov 84	83
2186I	Potassium Dihydrogen Phosphate, pD	May 68	83
2186II	Sodium Hydrogen Phosphate, pD	May 68	83
2191a	Sodium Bicarbonate, pD	Nov 84	83
2192a	Sodium Carbonate, pD	Nov 84	83
2201	Sodium Chloride, pNa & pCl	Mar 84	84
2202	Potassium Chloride, pK & pCl	Mar 84	84
2203	Potassium Fluoride, pF	May 73	84
2211	Toluene 8mL	Mar 85	90, 102
2212	Toluene 25mL	Mar 85	90, 102
2213	2,2,4-Trimethylpentane 25mL	Mar 85	90, 92, 102
2220	Tin, Temp and Enthalpy of Fusion	Oct 85	94
2221	Zinc, Temp and Enthalpy of Fusion	Oct 85	94
2350	Potential & Thickness Step	Aug 85	110
C2423	Ductile Iron	*	27
C2423a	Ductile Iron	*	27
C2424	Ductile Iron	*	27
C2424a	Ductile Iron	*	27
C2425	Ductile Iron	*	27
C2425a	Ductile Iron	*	27
2526	111 p-Type Si, Spreading Resistance	Aug 83	112
2527	111 n-Type Si, Spreading Resistance	Aug 83	112
2528	100 p-Type Si, Spreading Resistance	Jan 84	112
2529	100 n-Type Si, Spreading Resistance	May 84	112
2612a	Carbon Monoxide in Air (10ppm)	Jan 80	52
2613a	Carbon Monoxide in Air (20ppm)	Jan 80	52
2614a	Carbon Monoxide in Air (45ppm)	Jan 80	52
2619a	Carbon Dioxide in Nitrogen (0.5%)	Jan 80	53
2620a	Carbon Dioxide in Nitrogen (1.0%)	Jan 80	53
2621a	Carbon Dioxide in Nitrogen (1.5%)	Jan 80	53
2622a	Carbon Dioxide in Nitrogen (2.0%)	Jan 80	53
2623a	Carbon Dioxide in Nitrogen (2.5%)	Jan 80	53
2624a	Carbon Dioxide in Nitrogen (3.0%)	Jan 80	53
2625a	Carbon Dioxide in Nitrogen (3.5%)	Jan 80	53
2626a	Carbon Dioxide in Nitrogen (4.0%)	Jan 80	53
2627	Nitric Oxide in Nitrogen (5ppm)	Jun 82	53
2628	Nitric Oxide in Nitrogen (10ppm)	Jun 82	53
2629	Nitric Oxide in Nitrogen (20ppm)	Jun 82	53
2630	Nitric Oxide in Nitrogen (1500ppm)	May 79	53
2631	Nitric Oxide in Nitrogen (3000ppm)	May 79	53

SRM	SRM Description	Certifi- cate Date	Page
2632	Carbon Dioxide in Nitrogen (300ppm)	Apr 79	53
2633	Carbon Dioxide in Nitrogen (400ppm)	Apr 79	53
2634	Carbon Dioxide in Nitrogen (800ppm)	Apr 79	53
2635	Carbon Monoxide in Nitrogen (25ppm)	Oct 79	53
2636	Carbon Monoxide in Nitrogen (250ppm)	Oct 79	53
2637	Carbon Monoxide in Nitrogen (2500ppm)	Oct 79	53
2638	Carbon Monoxide in Nitrogen (5000ppm)	Oct 79	53
2639	Carbon Monoxide in Nitrogen (1%)	Jul 79	53
2640	Carbon Monoxide in Nitrogen (2%)	Jul 79	53
2641	Carbon Monoxide in Nitrogen (4%)	Jul 79	53
2642	Carbon Monoxide in Nitrogen (8%)	Jul 79	53
2643	Propane in Nitrogen (100ppm)	May 80	53
2644	Propane in Nitrogen (250ppm)	May 80	53
2645	Propane in Nitrogen (500ppm)	May 80	53
2646	Propane in Nitrogen (1000ppm)	May 80	53
2647	Propane in Nitrogen (2500ppm)	May 80	53
2648	Propane in Nitrogen (5000ppm)	May 80	53
2649	Propane in Nitrogen (10,000ppm)	May 80	53
2650	Propane in Nitrogen (20,000ppm)	May 80	53
2651	Propane and Oxygen in Nitrogen	Jul 80	53
2652	Propane and Oxygen in Nitrogen	Jul 80	53
2653	Nitrogen Dioxide in Air (250ppm)	Jun 82	53
2654	Nitrogen Dioxide in Air (500ppm)	Jun 82	53
2655	Nitrogen Dioxide in Air (1000ppm)	Jun 82	53
2656	Nitrogen Dioxide in Air (2500ppm)	Jun 82	53
2657	Oxygen in Nitrogen (2%)	Dec 79	53
2658	Oxygen in Nitrogen (10%)	Dec 79	53
2659	Oxygen in Nitrogen (20%)	Dec 79	53
2670	Toxic Metals in Freezed-Dried Urine	Mar 85	64
2671a	Freeze-Dried Urine for Fluorine	Dec 82	64
2672a	Freeze-Dried Urine for Mercury	May 83	64
2673	Sulfate and Nitrate on Filter Media	Jun 79	64
2676b	Metals on Filter Media (Cd-Mn-Pb-Zn)	Jan 83	64
2677	Be & As on Filter Media	*	64
2679a	Quartz on Filter Media	May 84	64
2682	Sulfur in Coal (0.5)	Feb 85	56,92
2683	Sulfur in Coal (1.9)	Feb 85	56,92
2684	Sulfur in Coal (3.0)	Feb 85	56,92
2685	Sulfur in Coal (4.6)	Feb 85	56,92
2694	Simulated Rainwater	Sep 85	55

*In Prep.

**Subscription.

SRM	SRM Description	Certificate Date	Page
3200	Secondary Standard Magnetic Tape (Computer Amplitude Ref)	May 81	120
3210	Secondary Standard Flexible Disk Cartridge (Computer Amplitude Ref)	Nov 80	120
3216	Secondary Standard Magnetic Tape Cartridge (Computer Amplitude Ref)	Aug 82	120
3217	Secondary Standard Magnetic Tape Cartridge-High Density (C A Ref)	*	120
4200B	Cesium-137/Barium-137m Point Source	Dec 79	106
4201B	Niobium-94 Gamma-ray	Jun 70	106
4203D	Cobalt-60 Point Source	Feb 84	106
4206C	Thorium-228/Thallium-208 Gamma-ray	Sep 68	106
4207	Cesium-137/Barium-137m Point Source	Dec 79	106
4213	Americium-241 Gamma-ray	May 70	106
4214B	Cobalt-57 Point Source	Feb 85	106
4218E	Europium-152 Point Source	Nov 82	106
4222B	Carbon-14-n-Hexadecane for Liquid Scintillation Counting	Aug 83	104
4226B	Nickel-63 Solution	Dec 84	104
4233B	Cesium-137 Burn-up Standard	Nov 79	104
4235	Krypton-85 Gaseous	*	105
4241B	Barium-133 Point Source	Apr 82	106
4250B	Cesium-134 Solution	Apr 82	104
4251B	Barium-133 Solution	Dec 81	104
4260C	Iron-55 Low-Energy Photon	Dec 82	106
4264B	Tin-121m Point-Source Gamma-ray	Sep 82	106
4267	Niobium-93m Point Source	*	106
4275B	Mixed Radionuclide Point Source	Jul 83	106
4276B	Mixed Radionuclide Solution	Jul 83	104
4288	Technetium-99 Solution	Nov 82	104
4308C	Krypton-85 Gaseous	Jan 83	105
4324	Uranium-232 Alpha-particle Solution	May 84	104
4327	Polonium-208 Alpha-particle Solution	Jan 85	104
4328	Thorium-229 Alpha-particle Solution	May 85	104
4329	Curium-243 Alpha-particle Solution	Mar 85	104
4332B	Americium-243 Alpha-particle Solution	Feb 84	104
4338	Plutonium-240 Alpha-particle Solution	Aug 80	104
4350B	Environmental Radioactivity, River Sediment	Sep 81	107
4351	Environmental Radioactivity, Human Lung	Oct 82	107
4352	Environmental Radioactivity, Human Liver	Jun 82	107
4353	Environmental Radioactivity, Rocky Flats Soil Number 1	Dec 80	108
4355	Environmental Radioactivity, Peruvian Soil	Jun 82	108
4361	Hydrogen-3 Solution	Jan 81	104, 105
4400L	Chromium-51 Solution	**	108
4401L	Iodine-131 Solution	**	108
4402L	Tin-133/Indium-113m Solution	**	108
4403L	Strontium-85 Solution	**	108
4404L	Thallium-201 Solution	**	108
4405L	Gold-198 Solution	**	108
4406L	Phosphorus-32 Solution	**	108
4407L	Iodine-125 Solution	**	108
4408L	Cobalt-57 Solution	**	104, 108
4409L	Selenium-75 Solution	**	108
4410H	Technetium-99m Solution	**	108

SRM	SRM Description	Certificate Date	Page
4411L	Iron-59 Solution	**	108
4412L	Molybdenum-99 Solution	**	108
4414L	Iodine-123 Solution	**	108
4415L	Xenon-133 Gaseous	**	105, 108
4416L	Gallium-67 Solution	**	108
4417L	Indium-111 Solution	**	108
4418L	Mercury-203 Solution	**	108
4419L	Ytterbium-169 Solution	**	108
4420L	Lead-203 Solution	**	108
4421L	Gold-195 Solution	**	108
4904G	Americium-241 Alpha-particle	Apr 82	105
4915D	Cobalt-60 Solution	Feb 84	104
4919E	Strontium-99 Solution	May 83	104
4926C	Hydrogen-3 Tritiated Water	Jan 79	104
4927C	Hydrogen-3 Tritiated Water	Mar 85	104
4928C	Sulfur-35 Beta-particle Solution	Aug 85	104
4929D	Iron-55 X-ray Solution	Jul 85	104
4932F	Mercury-203 Solution	Nov 85	104
4935C	Krypton-85 Beta-particle Gaseous	Jul 74	105
4940C	Promethium-147 Beta-particle Solution	Aug 85	104
4943	Chlorine-36 Beta-particle Solution	Dec 84	104
4947	Hydrogen-3 Tritiated Toluene	Apr 79	104
4949B	Iodine-129 Solution	Feb 82	104
4950E	Radium-226 Solution	May 84	107
4951C	Radium-226 Solution	Apr 78	107
4952B	Radium Standard Blank Solution	Dec 60	107
4953D	Radium-226 Solution	May 84	107
4956	Radium-226 Gamma-ray Solution 0.2µg	Mar 68	107
4957	Radium-226 Gamma-ray Solution 0.5µg	Mar 68	107
4958	Radium-226 Gamma-ray Solution 1.0µg	Mar 68	107
4959	Radium-226 Gamma-ray Solution 2.0µg	Mar 68	107
4960	Radium-226 Gamma-ray Solution 5.0µg	Mar 68	107
4961	Radium-226 Gamma-ray Solution 10.0µg	Mar 68	107
4962	Radium-226 Gamma-ray Solution 20.0µg	Mar 68	107
4990C	Carbon-14 Oxalic Acid	Jul 83	105
5654	Flexible Disk Cartridge	PTB	121
6250	Secondary Standard High Density Magnetic Tape (Comp Amp Ref)	May 82	120
6596	Flexible Disk Cartridge	PTB	121
7487	Flexible Disk Cartridge	PTB	121
8000	Melting Point Set (NPL CRM M14-11)	NPL	97
8005	Alpha Alumina (Surface Area)	NPL	117
8006	Alpha Alumina (Surface Area)	NPL	117
8007	Alpha Alumina (Surface Area)	NPL	117
8008	Alpha Alumina (Surface Area)	NPL	117
8409	Simulated Rainwater	Mar 85	55
8410	Asbestos Research Filter	Apr 84	65
8412	Corn (Zea Mays) Stalk	*	49
8413	Corn (Zea Mays) Kernel	*	49
8419	Bovine Serum, Inorganic Constituents	Mar 85	46, 47
8420	Electrolytic Iron, Thermal Conductivity and Electrical Resistivity	May 84	98, 112
8421	Electrolytic Iron, Thermal Conductivity and Electrical Resistivity	May 84	98, 112

SRM	SRM Description	Certificate Date	Page
8422	Sintered Tungsten, Thermal Conductivity and Electrical Resistivity	May 84	98, 112
8423	Sintered Tungsten, Thermal Conductivity and Electrical Resistivity	May 84	98, 112
8424	Graphite, Thermal Conductivity and Electrical Resistivity	May 84	98, 112
8425	Graphite, Thermal Conductivity and Electrical Resistivity	May 84	98, 112
8426	Graphite, Thermal Conductivity and Electrical Resistivity	May 84	98, 112
8443	GC/MS System Performance	Aug 84	62
8505	Vanadium in Crude Oil	—	54
8531	Glass Fibers for Microanalysis	Jan 84	40
8570	Calcined Kaolin (Surface Area)	ASTM	117
8571	Alumina (Surface Area)	ASTM	117
8572	Silica-Alumina (Surface Area)	ASTM	117
8630	Flexible Disk Cartridge	PTB	121
9900	Special Nuclear Service	n/a	80
9910	Special Nuclear Material Package	n/a	109
9940	Nuclear Container, DOT 6M	n/a	80
9941	Nuclear Container, DOT 6M	n/a	80
9942	Nuclear Container, Type A	n/a	80
GM 754	ICTA Polystyrene (DTA & DSC)	ICTA	94
GM 757	ICTA Temp Set Below 350 K (DTA&DSC)	ICTA	94
GM 758	ICTA Temp Set 125-435 C (DTA&DSC)	ICTA	94
GM 759	ICTA Temp Set 295-675 C (DTA&DSC)	ICTA	94
GM 760	ICTA Temp Set 570-940 C (DTA&DSC)	ICTA	95
GM 761	ICTA Thermogravimetry Set	ICTA	95
RM 1R	Aluminum, Ultra-Purity (rod)	—	39
RM 5	Copper Heat Capacity Test Specimen	Mar 77	93
RM 45b	Homogeneous River Sediment for Radioactivity Measurements	Mar 78	108
RM 50	Albacore Tuna	May 77	48

SRM	SRM Description	Certificate Date	Page
U-0002	Uranium U-235 Isotopic, Depleted	Apr 81	79
U-005a	Uranium U-235 Isotopic, Depleted	Mar 85	79
U-010	Uranium U-235 Isotopic, Enriched	Apr 81	79
U-015	Uranium U-235 Isotopic, Enriched	Apr 81	79
U-020a	Uranium U-235 Isotopic, Enriched	Mar 85	79
U-030a	Uranium U-235 Isotopic, Enriched	Mar 85	79
U-050	Uranium U-235 Isotopic, Enriched	Apr 81	79
U-100	Uranium U-235 Isotopic, Enriched	Apr 81	79
U-150	Uranium U-235 Isotopic, Enriched	Apr 81	79
U-200	Uranium U-235 Isotopic, Enriched	Apr 81	79
U-350	Uranium U-235 Isotopic, Enriched	Apr 81	79
U-500	Uranium U-235 Isotopic, Enriched	Apr 81	79
U-750	Uranium U-235 Isotopic, Enriched	Apr 81	79
U-800	Uranium U-235 Isotopic, Enriched	Apr 81	79
U-850	Uranium U-235 Isotopic, Enriched	Apr 81	79
U-900	Uranium U-235 Isotopic, Enriched	Apr 81	79
U-930	Uranium U-235 Isotopic, Enriched	Apr 81	79
U-970	Uranium U-235 Isotopic, Enriched	Apr 81	79

Ruth Meyer, in addition to processing foreign orders, maintains supplies of extra certificates for SRM's.



Alphabetical Index

ABRASIVE WEAR, 109

Tool Steel

ACIDIMETRIC, 43

Benzoic Acid

Boric Acid

Potassium Hydrogen Phthalate

ACOUSTIC EMISSION TRANSDUCER, 90

ACETANILIDE, 43

Microchemical

AGRICULTURE, 49

Ammonium Dihydrogen Phosphate
(Fertilizer), 68

Bovine Liver, 48

Brewers Yeast, 48

Citrus Leaves, 49

Corn, 49

Cystine, 43

Dextrose, 43, 102

Mercury in Water, 54

Milk, Non-fat Powdered, 48

Oyster Tissue, 48

Phosphate Rock (Fertilizer), 68, 71

Pine Needles, 49

Potassium Dihydrogen Phosphate
(Fertilizer), 68

Potassium Nitrate (Fertilizer), 68

Rice Flour, 48

Sucrose, 43, 102

Tomato Leaves, 49

Trace Elements in Water, 57

Tuna, Albacore, 48

Wheat Flour, 48

Wine, Stabilized, 49

ALLOYS

(also see individual metals)

Ferrous, 15

High Temperature, 24

Nonferrous, 29

Steelmaking, 25

ALUMINA

Elasticity, 89

Melting Point, 96

Reduction Grade, 71

Surface Area, 117

ALUMINUM

Alloys-Composition, 29

Aluminum-Copper Alloys, 31

Conductivity, 113

First Surface Mirror, 101

Freezing Point, 96

High-Purity, 29, 39

Magnetic Susceptibility, 99

Metallo-Organic, 66

Mirrors, Specular Reflectance, 101

Residual Resistivity Ratio, 113

Spectrometric Solution, 44

Specular Reflectance Mirrors, 101

Ultra-Purity, 39

AMERICIUM, 103-108

Radioactivity

AMMONIUM DIHYDROGEN

PHOSPHATE, 68

Fertilizer

ANALYZED GASES, see Gases

ANISIC ACID, 43

Microchemical

ANGIOTENSIN I (Human), 46

Clinical

ANTICONVULSANT DRUG LEVEL

ASSAY, 46

Clinical

ANTIEPILEPSY DRUG LEVEL ASSAY, 46

Clinical

ANTIMONY, 44

Spectrometric Solution

ARSENIC

-Trioxide, Reductometric, 43

-on Filter Media, 64

Spectrometric Solution, 44

ASBESTOS, 65

Chrysotile Fibers

Research Filter

ATOMIC ABSORPTION, see Spectrometric Solutions

AUSTENITE, 109

in Ferrite

BARIUM

Metallo-Organic, 66

Radioactivity, 103-108

Spectrometric Solution, 44

BASALT, 73

Rock

BASIMETRIC, 43

BAUXITE, 71

BEARING METAL, 33

Lead Alloy

BENZENE, 54

-Permeation Device

BENZOIC ACID

Acidimetric, 43

Calorimetric, 92

BERYLLIUM

Beryllium-Copper Alloys, 31

-on Filter Media, 64

Spectrometric Solution, 44

BEVERAGE, see Food and Beverage

BILIRUBIN, 46

Clinical

BIOLOGICAL, 48

BLACK PORCELAIN ENAMEL, 101

Reflectance

- BLOOD**, 46
 - Lead in
- BLOOD GAS**, 46, 52
 - Analyzed Gases
- BORON**
 - Boric Acid (Assay & Isotopic), 43, 81
 - Boric Acid, Enriched B-10, 81
 - Spectrometric Solution, 44
- BOTANICAL**, see Agriculture
- BOVINE**
 - Serum, Inorganic Constituents, 46, 47
 - Liver, 48
- BOVINE SERUM ALBUMIN**, 46
 - Clinical
- BRASS**, see Copper Alloys
- BROMINE**, 81
 - Isotopic
- BREWERS YEAST**, 48
- BRONZE**, see Copper Alloys
- BURNT REFRACTORIES**, 73
- BUTYL**, 115
 - Rubber
-
- CADMIUM**
 - Metallo-Organic, 66
 - on Filter Media, 64
 - Spectrometric Solution, 44
 - Vapor Pressure, 98
- CALCIUM**
 - Carbonate (Clinical), 46
 - Metallo-Organic, 66
 - Molybdate, 25
 - Spectrometric Solution, 44
- CALORIMETRY**
 - (See also, Fuels & Fossil Fuels)
 - Combustion, 92
 - Enthalpy, 93
 - Heat Capacity, 93
 - Heating Value, 56, 92
 - Heat Source, 93
 - Solution, 93
- CARBIDES**, 74
 - Silicon
 - Tungsten
- CARBON**
 - (See, Rubber Compounding Materials)
 - Radioactivity, 103-108
 - Steels, 15
- CAST IRON**, 26
- CAST STEEL**, 27
- CATALYST PACKAGE FOR LUBRICANT OXIDATION**, 66
- CEMENTS**
 - Portland, Composition, 76
 - Portland, Fineness, 116
- CENTERLINE DRAWINGS FOR OCR**, 122
- CERAMIC MATERIALS**
 - Carbides, 74
 - Glasses, 75
 - Minerals, 72
 - Reflectance, 101
 - Refractories, 73
- CESIUM**, 103-108
 - Radioactivity
-
- CHANNEL BLACK**, 115
 - Rubber Compounding Material
- CHEMICAL**
 - Microchemical, 43
 - High Purity Metals, 39
 - Primary, Working, and Secondary, 43
- CHLORINE**
 - Isotopic, 81
 - Radioactivity, 103-108
- CHOLESTEROL**, 46
 - Clinical
- CHROMIUM**
 - Chrome Refractory, 74
 - Isotopic, 81
 - Metallo-Organic, 66
 - Radioactivity, 103-108
 - Spectrometric Solution, 44
 - Steel, 16
- CITRUS LEAVES**, 49
- CLAYS**, 72
 - Flint
 - Plastic
- CLINICAL LABORATORY**, 46
 - Angiotensin I (Human)
 - Anticonvulsant Drug Level Assay
 - Antiepilepsy Drug Level Assay
 - Bilirubin
 - Bovine Serum Albumin
 - Bovine Serum, Inorganic Constituents
 - Calcium Carbonate
 - Cholesterol
 - Cortisol (Hydrocortisol)
 - Creatinine
 - D-Glucose (Dextrose)
 - Human Serum
 - 4-Hydroxy-3-methoxy-d1-mandelic Acid (VMA)
 - Iron Metal
 - Laboratory Thermometer
 - Lead in Blood
 - Lead Nitrate
 - Lithium Carbonate
 - Magnesium Gluconate Dihydrate
 - D-Mannitol
 - 4-Nitrophenol
 - Potassium Chloride
 - Sodium Chloride
 - Sodium Pyruvate
 - Tris(hydroxymethyl)aminomethane, pH
 - Tris(hydroxymethyl)aminomethane hydrochloride, pH
 - Urea
 - Uric Acid
- COAL**
 - Calorimetric, 56, 92
 - Sulfur in, 56
 - Trace Elements in, 57
 - Trace Mercury in, 54
- COAL FLY ASH**, 57
 - Trace Elements in
- COATING THICKNESS**, 86
 - Cu-Cr Coating (nonmagnetic) on Steel
 - Nickel (magnetic) on Steel

COATING WEIGHT, 87
Gold on Glass Sealing Alloy
Gold on Nickel
Ultra-Thin Gold on Nickel

COBALT

Metallo-Organic, 66
Radioactivity, 103-108
Spectrometric Solution, 44

Co-Cr-Mo ALLOY, 110

Pitting/Crevice Corrosion

COLOR, 119

Centroid Color Charts
Centroid Color Kit

CONTAINER, 80, 109

Special Nuclear

COMPUTER, MAGNETIC STORAGE

MEDIA, 120

COPPER

Alloys, 30
Benchmarks (Unalloyed Cu), 32
Brass, 31
Bronze, 31
Concentrate, 69
Freezing Point, 96
Gilding Metal, 31
Heat Capacity Test Specimen, 93
Metallo-Organic, 66
Microprobe, 40
Ores, 69
Spectrometric Solution, 44

CORN, 49

CORROSION, 110

Implants
Potential and Thickness Step Test
Pitting or Crevice Corrosion

CORTISOL, 43

Clinical

CREATININE, 43

Clinical

CRUDE OIL, 54

CURIUM, 103-108

Radioactivity

CYSTINE, 43

Microchemical

DENSITY

Liquids, 90
Neutron, 80
Photographic, 119
Silicon, 90
Smoke, 123
X-ray, 119

DEPTH PROFILE, 85

Ni/Cr Thin-Film

DEXTROSE, see D-Glucose

DIFFERENTIAL SCANNING

CALORIMETRY, 94

DIFFERENTIAL THERMAL ANALYSIS, 94

DIFFRACTION, X-RAY, 111

DISODIUM HYDROGEN PHOSPHATE, 83

pH, pD

DOSIMETRY, 80

DRUG LEVEL ASSAY, see Clinical

DSC, see Heat

DTA, see Heat

DYE PENETRANT CRACK BLOCK, 113

EDDY CURRENT TEST BLOCKS, 113

Aluminum
Copper
Titanium

ELASTICITY, 89

Alumina

ELECTRICAL CONDUCTIVITY, 112

ELECTRICAL RESISTIVITY, 112

Graphite
Iron
"RRR" Set
Tungsten

ELECTRONIC AND MAGNETIC ALLOY, 83

ENGINEERING MATERIALS, 115

ENTHALPY, see Heat

ENVIRONMENTAL

Diesel Particulate Matter, 59
Estuarine Sediment, 57
River Sediment, 57
Radioactivity, Natural Matrices, 107
Urban Particulate Matter, 57

ETHANOL-WATER SOLUTIONS, 49

EUROPIUM, 103-108

Radioactivity

FELDSPAR, 72

Potash
Soda

FERRITE, 109

FERRO-ALLOYS, see Steelmaking Alloys

FERTILIZERS, 68

Ammonium Dihydrogen Phosphate
Phosphate Rock
Potassium Dihydrogen Phosphate
Potassium Nitrate

FILTERS, 100

FILTER MEDIA, 64

Be & As on
Metals on (Cd-Mn-Pb-Zn)
Quartz on
Sulfate and Nitrate on
Toxic Metals on

FINENESS, 116

Portland Cement

FIRE RESEARCH, 123

FISSION TRACK, 80

FLAMMABILITY, 123

FLOORING RADIANT PANEL, 123

FLUORESCENCE

- Glass, 111
- Quinine Sulfate Dihydrate, 100
- X-ray, Glass Target, 111

FLUORINE, 64

- in Freeze-Dried Urine

FLUORSPAR, 69

- Customs Grade
- High Grade

FLY ASH, COAL, 57**FOOD AND BEVERAGE, 48**

- Corn
- Liver, Bovine
- Non-Fat Milk Powder
- Oyster Tissue
- Rice Flour
- Tuna, Albacore
- Wheat Flour
- Wine, Stabilized

FOSSIL FUELS

- (See also, Calorimetry)
- Heating Values, 56, 92
- Lead in Reference Fuel, 54
- Sulfur in Coal, 56
- Sulfur in Distillate Fuel Oil, 56
- Sulfur in Kerosene, 56
- Sulfur in Residual Fuel Oil, 56
- Trace Mercury in Coal, 54
- Trace Elements in Coal, 57
- Trace Elements in Coal Fly Ash, 57
- Trace Elements in Fuel Oil, 57
- V and Ni in Residual Fuel Oil, 54

FREEZING POINT, 96

- (See also, Heat & Melting Point)
- Aluminum
- Copper
- Lead
- Mercury
- Tin
- Zinc

FUELS

- (See also, Calorimetry & Fossil Fuels)
- n-Heptane, 112
- Isooctane, 90, 92, 102, 112
- Lead in Reference Fuel, 54
- Reference Fuels, 112
- Synthetic Refuse-Derived Fuel, 92

GALLIUM

- Isotopic, 81
- Melting Point, 96
- Radioactivity, 103-108

GAS CHROMATOGRAPHY, 63

- GC/MS System Performance

GAS FURNACE BLACK, 115**GASES, 52**

- Benzene in Nitrogen
- Benzene Permeation Device, 54
- Carbon Dioxide in Air
- Carbon Dioxide in Nitrogen
- Carbon Dioxide in Nitrogen, Blood Gas
- Carbon Dioxide and Oxygen in Nitrogen, Blood Gas
- Carbon Monoxide in Air
- Carbon Monoxide in Nitrogen
- Methane in Air
- Methane and Propane in Air
- Nitric Oxide in Nitrogen
- Nitrogen Dioxide in Air
- Nitrogen Dioxide Permeation Device, 54
- Oxygen in Nitrogen
- Propane in Air
- Propane in Nitrogen
- Propane and Oxygen in Nitrogen
- Sulfur Dioxide in Nitrogen
- Sulfur Dioxide Permeation Tubes, 54
- Tetrachloroethylene in Nitrogen
- Tetrachloroethylene Permeation Device, 54

GASES IN METALS, 38

- Hydrogen
- Oxygen

GASOLINE, 54

- Lead in Reference Fuels

GAS TRANSMISSION, 111

- Polyester Film

GEOLOGICAL, 72**GLASS BEADS, see Sizing****GLASSES, CHEMICAL COMPOSITION**

- Glass, 75
- Microanalytical, 41

GLASSES, PHYSICAL PROPERTIES

- Dielectric Constant, 88
- Electrical Resistance, 88
- Fixed Points, 88
- Fluorescence Source, 111
- Leaching Resistance, 87
- Liquidus Temperature, 89
- Stress Optical Coefficient, 89
- Thermal Expansion, 99
- Viscosity, 88

GLASS SAND, 72**GLASS SPHERES, see Sizing****D-GLUCOSE (Dextrose)**

- Clinical, 46
- Primary Chemical, 43

GOLD

- Coating Weight, 87
- High Purity, 39
- Microprobe, 40
- Mirror (Reflectance), 101
- Radioactivity, 103-108
- Reflectance (Specular), 101
- Spectrometric Solution, 44
- Vapor Pressure, 98

GRAPHITE, 98

- Thermal Conductivity

HAFNIUM, 37

- in Zircaloy
- in Zirconium

HARDNESS, 90

- Microhardness

HEAT

- (See also, Fuels & Fossil Fuels)
- Calorimetric, 92
- Differential Scanning Calorimetry, 94
- Differential Thermal Analysis, 94
- Enthalpy, 93
- Freezing Points, 96
- Heat Capacity, 93
- Heat Source, 93
- Heating Values, 56, 92
- Melting Points, 96
- Superconducting Fixed Points, 95
- Thermal Conductivity, 98
- Thermal Expansion, 99
- Thermocouple Material, 97
- Thermogravimetry, 94
- Vapor Pressure, 98

n-HEPTANE, 112**HIGH PURITY METALS, 39**

- (See Spectrometric Solutions)
- Aluminum (See Al Alloys)
- Cadmium (See Vapor Pressure)
- Copper (See Cu Benchmarks)
- Gallium (See Stable Isotopes)
- Gold
- Iron (See Iron, Electrolytic)
- Lead (See Freezing Points)
- Magnesium (See Stable Isotopes)
- Mercury (See Freezing Points)
- Nickel (See Magnetic Moment)
- Platinum
- Plutonium (See Special Nuclear Material)
- Rhenium (See Stable Isotopes)
- Selenium
- Silicon (See X-ray Powder Diffraction)
- Silver (See Vapor Pressure)
- Tin (See Freezing Points)
- Titanium (See Ti Alloys)
- Tungsten (See Thermal Conductivity)
- Uranium (See Special Nuclear Material)
- Zinc
- Zirconium (See Zr Alloys)

HIGH TEMPERATURE ALLOYS, 24**HOLMIUM OXIDE, 100**

- Wavelength

HUMAN

- Liver (Radioactivity), 107
- Lung (Radioactivity), 107
- Serum (Clinical), 47

4-HYDROXY-3-METHOXY-d1-**MANDELIC ACID (VMA), 46****HYDROGEN**

- Gases in Metals, 38
- Radioactivity, 103-108

IMPLANTS (see Corrosion)**INDIUM**

- Melting Point, 96
- Radioactivity, 103-108

INDUSTRIAL HYGIENE, 64**INSTRUMENT PERFORMANCE**

- Calorimetry, 92
- Coordinate Measuring Machines, 117
- Densitometry, 119
- Differential Scanning Calorimetry, 94
- Differential Thermal Analysis, 94
- Gas Analysis, 52
- GC/MS, 63
- Hardness, Micro-, 90
- Optical Microscopes, 85
- Particle Counters, 116
- pH Meters, 83
- Polarimetry, 102
- Radioactivity Counting Systems, 103-108
- Reflectometers, 101
- Sacchrimeters, 102
- SEM's, 84
- Spectrometers, 20, 29
- Spectrophotometers, 100
- Surface Analyzers, 117
- Viscometers, 88
- X-ray Diffraction, 109, 111
- X-ray Fluorescence, 111

IODINE, 103-108

- Radioactivity

ION ACTIVITY, 84

- Potassium Chloride
- Potassium Fluoride
- Sodium Chloride

IRON

- Alloy Cast, 26, 27
- Blast Furnace, 27
- Cast, 26, 27
- Clinical, 46
- Electrical Resistivity, 112
- Ductile Cast, 26, 27
- Electrolytic, 21, 26
- Gray Cast, 26
- High Alloy White Cast, 27
- Metallo-Organic, 66
- Nodular Cast, 26
- Radioactivity, 103-108
- Spectrometric Solution, 44
- Thermal Conductivity, 98
- White, 26, 27

ISOBUTYLENE-ISOPRENE, 115

- Rubber

ISOTOPIC (STABLE), 81

- Chlorine
- Chromium
- Gallium
- Lead, Common
- Lead, Equal-Atom
- Lead, Radiogenic
- Magnesium
- Potassium
- Rhenium
- Rubidium
- Silicon
- Silver
- Strontium
- Thallium

KNOOP, 90

Microhardness

KRYPTON, 103-108

Radioactivity

LEAD

Alloys, 33

Freezing Point, 96

-in Blood (Clinical), 46

-in Reference Fuels, 54

Isotopic, 81

-on Filter Media, 64

Metallo-Organic, 66

Nitrate (Clinical), 46

Radioactivity, 103-108

Spectrometric Solution, 44

LIMESTONE, 72

Argillaceous

Dolomitic

LINEWIDTH MEASUREMENT, 85**LITHIUM**

Carbonate (Clinical), 46

Metallo-Organic, 66

Ores, 69

Spectrometric Solution, 44

LIVER

Bovine, Biological, 48

Human, Radioactivity, 107

LUBRICANT OXIDATION PACKAGE, 66**LUBRICATING OIL**

Ni and V in, 54

Wear-Metals in, 67

LUNG, 107

Human, Radioactivity

MAGNESIUM

Clinical, 46

Isotopic, 81

Metallo-Organic, 66

Spectrometric Solution, 44

MAGNETIC SUSCEPTIBILITY, 99

Aluminum

Manganese Fluoride

Palladium

Platinum

MAGNETIC COMPUTER STORAGE**MEDIA, 120**

Cartridge: Tape

Cartridge: High-Density Tape

Cassette: Tape

Flexible Disk

Reel: Tape

Reel: High-Density Tape

MAGNETIC MOMENT, 99

Nickel

MANGANESE

-on Filter Media, 64

Metallo-Organic, 66

Spectrometric Solution, 44

D-MANNITOL, 46

Clinical

MARINE CHEMISTRY(See also, Environmental, Sediments, &
Water Analysis)

Albacore Tuna, 48

Estuarine Sediment, 57

Oyster Tissue, 48

MATERIALS ON FILTER MEDIA, 64

Arsenic

Beryllium

Cadmium

Lead

Manganese

Nitrate

Sulfate

Zinc

MELTING POINT, 96

(See also, Heat & Freezing Point)

Alumina

Gallium

Indium

Rubidium

Succinonitrile

MERCAPTOBENZOTHAZOLE, 115**MERCURY**

Freezing Point, 96

-in Coal, 54

-in Freezed-Dried Urine, 64

-in Water, 54

Radioactivity, 103-108

Spectrometric Solution, 44

METALLO-ORGANIC COMPOUNDS, 66

Aluminum

Barium

Cadium

Calcium

Chromium

Cobalt

Copper

Iron

Lead

Lithium

Magnesium

Manganese

Nickel

Phosphorus

Silicon

Silver

Sodium

Strontium

Tin

Vanadium

Zinc

METALLURGICAL, 109

Austenite in Ferrite

Iron Carbide in Ferrite

METALS ON FILTER MEDIA, 64

Arsenic
Beryllium
Cadmium
Lead
Manganese
Zinc

METROLOGY

Optical Linewidth, 85
Particle Size, 116
SEM Magnification, 84
Socketed Ball Bar, 117

MICROANALYTICAL, 40

Fe-Cr-Ni Alloy
Gold-Copper
Gold-Silver
Iron-Silicon
Mineral Glasses
Tungsten-Molybdenum

MICROCHEMICAL, 43

Acetanilide
Anisic Acid
o-Bromobenzoic Acid
m-Chlorobenzoic
Cystine
p-Fluorobenzoic Acid
Nicotinic Acid
Urea

MICROHARDNESS, 90

Knoop
Vickers

MICROPROBE

(See Microanalytical)

MINERALS, 72**MOLECULAR WEIGHT, 91**

Polymers

MOLYBDENUM

Concentrate, 69
Heat Capacity, 93
Radioactivity, 103-108
Spectrometric Solution, 44

NICKEL

Alloys, 33
Magnetic Moment, 99
Metallo-Organic, 66
Oxides, 34
Radioactivity, 103-108
Spectrometric Solution, 44

NICOTINIC ACID, 43

Microchemical

NIOBIUM, 103-108

Radioactivity

NITRATE, 64

-on Filter Media

NITROGEN, see Gases**4-NITROPHENOL, 46**

Clinical

NONDESTRUCTIVE EVALUATION (NDE), 113

Penetrant Test Blocks

NONFERROUS ALLOYS, 29**N-TERTIARY-BUTYL-2-****BENZOTHAZOLESULFENAMIDE, 115**

Rubber Compounding Material

NUCLEAR MATERIALS

Plutonium, 78
Uranium, 79
Fission Track Glass, 80
Uranium Oxide—Gamma Spectrometry, 79
Lead-206 Spike, 81
Neutron Density Monitor Wire, 80

OBSIDIAN ROCK, 73**OIL FURNACE BLACK, 115****OIL**

Base Oil, Wear Metals in, 67
Distillate (Diesel) Fuel Oil (Sulfur), 54
Petroleum Crude Oil (Organics), 59
Residual Fuel Oil (Sulfur), 56
Residual Fuel Oil (Trace Elements), 57
Residual Fuel Oil (V and Ni), 54

OPAL GLASS

Composition, 75
Reflectance, 101

OPTICAL

Centerline Drawings for OCR, 122
Linewidth Measurement, 85

ORES, 69

Bauxites
Copper
Iron
Lithium
Manganese
Molybdenum
Reduced Iron Oxide
Rutile
Tungsten
Zinc

ORGANIC CONSTITUENTS, 59

Chlorinated Biphenyls
Chlorinated Pesticides
Dioxin in *Isooctane*
Generator Columns for PAH's
Halocarbons for Water Analysis
Isotopically Labeled and Unlabeled
Priority Pollutants
Nitrated Polycyclic Aromatic
Hydrocarbons
Organics in Shale Oil
Petroleum Crude Oil
Polychlorinated Biphenyls in Oil
Priority Pollutant Phenols in Methanol
Priority Pollutant PAH's
Urban Dust

OXYGEN, 53

Analyzed Gas

PACKAGE

- Catalyst Package for Lubricant Oxidation, 66
- Special Nuclear Material Package, 80, 109

PALLADIUM

- Magnetic Susceptibility, 99
- Spectrometric Solution, 44

PARTICLE SIZE, 116**pD, 83**

- Disodium Hydrogen Phosphate
- Potassium Dihydrogen Phosphate
- Potassium Hydrogen Phthalate
- Sodium Bicarbonate
- Sodium Carbonate

PERUVIAN SOIL, 107

- Radioactivity

pH, 83

- Disodium Hydrogen Phosphate
- Potassium Tetroxalate
- Sodium Bicarbonate
- Sodium Carbonate
- Sodium Tetraborate Decahydrate (Borax)
- Tris(hydroxymethyl)aminomethane
- Tris(hydroxymethyl)aminomethane hydrochloride

PHOSPHORUS

- Metallo-Organic, 66
- Phosphate Rock, 68, 71
- Radioactivity, 103-108
- Spectrometric Solution, 44

PHOTOGRAPHIC, 119

- Photographic Step Tablet (0-4)
- Microcopy Resolution Test Charts
- Reflection Step Tablet (0-2)

PINE NEEDLES, 49**PLATINUM**

- Doped, 39
- High Purity, 39
- Magnetic Susceptibility, 99
- Spectrometric Solution, 44
- Thermoelement, 97

PLUTONIUM

- Assay, 78
- Isotopic, 78
- Metal, 43, 78
- Radioactivity, 103-108

POLLUTANTS

- (see Organics)

POLONIUM, 103-108

- Radioactivity

POLYETHYLENE, 91

- Molecular Weight

POLYISOBUTYLENE, 92

- Rheology

POLYMER

- Particle Size, 116
- Polyethylene (Molecular Weight), 91
- Polyisobutylene (Rheology), 92
- Polystyrene (Molecular Weight), 91

POLYSTYRENE

- Differential Thermal Analysis, 94
- Molecular Weight, 91

POTASSIUM

- Chloride (Calorimetric), 93
- Chloride (Clinical), 46
- Chloride (Isotopic), 81
- Chloride (Primary), 43
- Dichromate (Primary), 43
- Dichromate (Spectrophotometry), 100
- Dihydrogen Phosphate (Fertilizer), 68
- Dihydrogen Phosphate (pH), 83
- Hydrogen Tartrate (pH), 83
- Hydrogen Phthalate (pH), 83
- Hydrogen Phthalate (Primary), 43
- Iodide (Stray Light), 100
- Nitrate (Fertilizer), 68
- Spectrometric Solution, 44
- Tetroxalate (pH), 83

POTENTIAL AND THICKNESS STEP TEST, 110**POWDERED LEAD-BASED PAINT, 54****PRIMARY CHEMICALS, 43**

- Arsenic Trioxide
- Benzoic Acid
- Boric Acid
- Dextrose (D-glucose)
- Potassium Chloride
- Potassium Dichromate
- Potassium Hydrogen Phthalate
- Plutonium Metal
- Sodium Oxalate
- Strontium Carbonate
- Sucrose
- Tris(hydroxymethyl)aminomethane
- Uranium Oxide (U_2O_8)
- Uranium Metal

PRIORITY POLLUTANTS (see Organics)**PROMETHIUM, 103-108**

- Radioactivity

QUARTZ, 65

- Respirable Alpha

QUININE SULFATE DIHYDRATE, 100

- Fluorescence

RADIOACTIVITY, 103-108

Americium
Barium
Carbon-14
Cesium-137/Barium-137m Point Source
Chlorine
Chromium
Cobalt
Curium
Environmental
Europium
Gallium
Gold
Human Liver
Human Lung
Hydrogen
Indium
Iodine
Iron
Krypton
Lead
Mercury
Mixed Radionuclides
Molybdenum
Natural Matrix
Nickel
Niobium
Peruvian Soil
Phosphorus
Plutonium
Polonium
Promethium
Radium
River Sediment
Rocky Flats Soil Number1
Selenium
Strontium
Sulfur
Technetium
Thallium
Thorium
Tin
Uranium
Xenon
Ytterbium

RADIOGRAPHIC

Image Quality Indicator, 118
X-ray Film Step Tablet, 119

RADIUM, 103-108

Radioactivity

RAINWATER, 55

Simulated

REFERENCE FUELS

n-Heptane, 112
Isooctane, 90, 92, 102, 112
Lead in, 54

REFLECTANCE, 101

Aluminum Mirrors
Aluminum Mirror with Wedge
Black Porcelain Enamel
Diffuse Spectral
Directional-Hemispherical
First Surface
Gold Mirror
Mirrors
Second Surface
Spectral
Specular
White Ceramic Tile
White Opal Glass

REFRACTIVE INDEX, 102

Borosilicate Glass
Isooctane
Silicone Liquids
Soda-Lime Glass
Toluene
2,2,4-Trimethylpentane

REFRACTORIES, 72**RESIDUAL RESISTIVITY RATIO, 113****RESISTIVITY**

Boron-doped Silicon, 112
Electrical, 112
RRR, 113
Silicon Power Device Level, 112
Silicon, Eddy Current Testers, 112
Silicon, Spreading Resistance, 112
Thermal, 98

RHENIUM, 103-108

Isotopic

RIVER SEDIMENT

Environmental, 57
Radioactivity, 108

ROCKS

Basalt, 73
Obsidian, 73
Phosphate, 68, 71

ROCKY FLATS SOIL, 107

Radioactivity

RRR (see Residual Resistivity Ratio)**RUBBER, 115**

Butyl
Isobutylene-Isoprene (Butyl)
Styrene Butadiene

RUBBER COMPOUNDING MATERIALS, 115

Channel Black
Gas Furnace Black
Mercaptobenzothiazole
n-Tertiary-Butyl-2
Oil Furnace Black
Stearic Acid
Sulfur
Zinc Oxide

RUBIDIUM

Isotopic, 81
Melting Point, 96
Spectrometric Solution, 44

- SAND, GLASS, 72**
SAPPHIRE, SYNTHETIC, 93
 Heat Capacity
SCANNING ELECTRON MICROSCOPE (SEM), 84
 SEM Magnification
 SEM Performance
SELENIUM
 Intermediate Purity, 39
 Radioactivity, 103-108
 Spectrometric Solution, 44
SEM (see Scanning Electron Microscope)
SILICA
 Silica Refractory, 74
 Thermal Expansion, 99
SILICON
 Density, 90
 Isotopic, 81
 Metallo-Organic, 66
 Resistivity, 112
 Silicon Metal, 25
 Spectrometric Solution, 44
 X-ray Powder Diffraction, 111
SILICONE, 102
 Refractive Index Liquids
SILVER
 Isotopic, 81
 Metallo-Organic, 66
 Microprobe, 40
 Spectrometric Solution, 44
 Vapor Pressure, 98
SIZING, 116
 Glass Beads
 Glass Spheres
 Polystyrene Spheres
 Portland Cement
SOCKETED BALL BAR, 117
SODA LIME GLASS, 75
 Float
 Sheet
SODIUM
 -Bicarbonate (pH), 83
 -Carbonate (pH), 83
 -Chloride (Clinical), 46
 Metallo-Organic, 66
 -Oxalate (Reductometric), 43
 -Pyruvate (Clinical), 46
 Spectrometric Solution, 44
 -Tetraborate Decahydrate (pH) [Borax], 83
SOLDER, 33
 Lead-Base Alloy
SMOKE DENSITY, 123
 Flaming (ABS plastic)
 Nonflaming (cellulose)
SPECTRAL REFLECTANCE (see Reflectance)
- SPECTROMETRIC SOLUTIONS, 44**
 Aluminum
 Antimony
 Arsenic
 Barium
 Beryllium
 Boron
 Cadmium
 Calcium
 Chromium
 Cobalt
 Copper
 Gold
 Iron
 Lead
 Lithium
 Magnesium
 Manganese
 Mercury
 Molybdenum
 Nickel
 Palladium
 Phosphorus
 Platinum
 Potassium
 Rubidium
 Selenium
 Silicon
 Silver
 Sodium
 Strontium
 Tin
 Titanium
 Tungsten
 Vanadium
 Zinc
 Zirconium
SPECTROPHOTOMETRY, 100
 Glass Filters (Visible)
 Liquid Absorbance Filters (UV and Visible)
 Metal-on-Quartz Filters (UV and Visible)
 Potassium Dichromate (UV Absorbance)
 Potassium Iodide Stray Light
 Quartz Cuvette for Spectrophotometry
 Quinine Sulfate Dihydrate (Fluorescence)
 Stray Light
 Visible
 Ultra Violet
SPECULAR REFLECTANCE (see Reflectance)
STAINLESS STEEL
 Chip Form, 19
 Pitting/Crevice Corrosion, 110
 Solid Form, 23
STEARIC ACID, 115
STEELMAKING ALLOYS, 25
 Ferrochromium, High-Carbon
 Ferrochromium (Low Carbon)
 Ferrochromium Silicon
 Ferromanganese, High-Carbon
 Ferroniobium
 Ferrophosphorous
 Ferrosilicon (48-Si)
 Ferrosilicon (73-Si)
 Ferrosilicon (75-Si)

STEEL, CHEMICAL COMPOSITION

- Chip form, 15
- Gasimetric, 38
- Solid form, 20

STEP TABLET, 119

- Photographic
- Radiographic
- Reflection
- X-ray

STEP TEST, 110

- Potential & Thickness Step

STRONTIUM

- Isotopic, 81
- Metallo-Organic, 66
- Radioactivity, 103-108
- Spectrometric Solution, 44

STYRENE BUTADIENE, 115

- Rubber

SUCCINONITRILE, 96

- Triple Point Cell

SUCROSE, 43, 102

- Primary Chemical

SULFATE, 64

- on Filter Media

SULFUR

- in Base Oil, 67
- in Coal, 56, 92
- in Fossil Fuels, 56
- in Lubricating Oil, 56
- Radioactivity, 103-108
- Rubber Compounding Material, 115

SULFUR DIOXIDE

- Analyzed Gas, 51
- Permeation Tubes, 54

SUPERCONDUCTING

- Critical Current Wire, 113
- Thermometric Fixed Point Device, 95

SURFACE AREA, 117**SURFACE FLAMMABILITY, 123****SURFACE FINISH, 118**

- Sinusoidal Roughness

TECHNETIUM, 103-108

- Radioactivity

TETRACHLOROETHYLENE

- Analyzed Gas, 52
- Permeation Device, 54

THALLIUM

- Isotopic, 81
- Radioactivity, 103-108

THERMAL ANALYSIS, 94

- Differential Scanning Calorimetry
- Differential Thermal Analysis

THERMAL CONDUCTIVITY, 98

- Graphite
- Iron
- Tungsten

THERMAL EXPANSION, 99

- Borosilicate Glass
- Fused Silica
- Tungsten

THERMAL RESISTANCE, 98

- Batt
- Board

THERMOGRAVIMETRY, 94**THERMOMETER, 97**

- Clinical Laboratory

THERMOMETRIC FIXED POINTS, 95**THICKNESS**

- Coating, 86
- Step Test, Potential, 110

THORIUM, 103-108

- Radioactivity

TIN

- Enthalpy, 93
- Metallo-Organic, 66
- Radioactivity, 103-108
- Secondary Freezing Point, 96
- Spectrometric Solution, 44

THIANTHRENE, 92

- Calorimetric

TITANIUM

- Alloys, 35
- Dioxide, 73
- Eddy Current Test Block, 113
- Spectrometric Solution, 44
- Unalloyed Titanium, 35
- Unalloyed Titanium for Gases, 38

TOLUENE

- Density, 90
- Refractive Index, 102

TOMATO LEAVES, 49**TOXIC METALS IN FREEZED DRIED****URINE, 64****TRACE ELEMENTS**

- (See Environmental and Organic
Constitutents)

- in Coal, 57
- in Estuarine Sediment, 57
- in Glass, 77
- in Oil, 57
- in Potassium Feldspar, 77
- in River Sediment, 57
- in Urban Particulate, 57
- in Water, 57

TRANSMISSION, GAS, 111**2,2,4-TRIMETHYLPENTANE (*Isooctane*)**

- Calorimetric, 92
- Density, 90
- Reference Fuel, 112
- Refractive Index, 102

TRIPALMITIN, 46

- Clinical

TRIS(HYDROXYMETHYL)**AMINOMETHANE**

- Basimetric, 43
- Calorimetric, 92
- Clinical pH, 46
- pH, 83

TRIS(HYDROXYMETHYL)**AMINOMETHANE HYDROCHLORIDE**

- Clinical pH, 46
- pH, 83

TUNA, ALBACORE, 48**TUNGSTEN**

- Concentrate, 69
- Spectrometric Solution, 44
- Thermal Conductivity, 98
- Thermal Expansion, 99

TURBIDIMETRIC, 115

ULTRASONICS, 90

URANIUM

Assay, 79

Isotopic, 79

Metal, 43, 79

Oxide, 79

Radioactivity, 103-108

UREA

Calorimetric, 92

Clinical, 46

Microchemical, 43

URIC ACID, 46

Clinical

URINE, FREEZED-DRIED, 64

Fluorine

Industrial Hygiene

Mercury

Toxic Metals

VICKERS, 90

Microhardness

VANADIUM

-in Crude Oil, 54

Metallo-Organic, 66

-in Residual Fuel Oil, 54

Spectrometric Solution, 44

VAPOR PRESSURE, 98

Gold

Cadmium

Silver

VISCOSITY, 88

VMA (see Clinical)

WAVELENGTH, 100

Didymium Glass Filter

Holmium Oxide Solution

WATER ANALYSIS

Halocarbons, 61

Mercury, 54

Trace Elements, 57

WEAR, ABRASIVE, 109

Tool Steel

WEAR-METALS IN OIL, 67

WHITE CERAMIC TILE, 101

Reflectance

WHITE OPAL GLASS, 101

Reflectance

WINE, STABILIZED, 49

XENON, 103-108

Radioactivity

X-RAY

Film Step Tablet, 119

Fluorescence, Glass Target, 111

Intensity X-ray Diffraction, 111

Mica X-ray Diffraction, 111

Radiographic Image Quality Indicator,
118

Silicon X-ray Diffraction, 111

Step Tablet, 119

Thin-Glass Film on Polycarbonate Filter, 64

YTTERBIUM, 103-108

Radioactivity

ZINC

Alloys, 36

Concentrate, 70

Enthalpy, 93

Freezing Point, 96

Metallo-Organic, 66

Oxide, Rubber Compounding Material, 115

Spectrometric Solution, 44

Spelter, 36

-on Filter Media, 64

ZIRCONIUM

Alloys, 37

Spectrometric Solution, 44

Unalloyed, Gasometric, 38

PHOTO CREDITS

Mark Helfer, NBS, Black-and-White and Color-Background
Photography with Contributions from Beamie Young, NBS

*Special Thanks to Each Following Organization/Individual for
Contributing Color Photography:*

American Iron and Steel Institute (continuous casting of steel, back
cover)

Arie Hartman, NBS (SRM 1960, 10 μ m polystyrene spheres—first
product manufactured in space—front cover)

National Aeronautics and Space Administration (Space Shuttle,
front cover)

U.S. Department of Commerce
National Bureau of Standards
Office of Standard Reference Materials
Rm. B311, Chemistry Bldg.
Gaithersburg, MD 20899

Return Postage Guaranteed

Official Business

Penalty for Private Use, \$300

Bound Printed Matter
Postage & Fees Paid
NBS
PERMIT No. G195

