



NBS SPECIAL PUBLICATION

**236**  
1974 EDITION



## NBS FREQUENCY AND TIME BROADCAST SERVICES

RADIO STATIONS WWV, WWVH, WWVB, WWVL

## NATIONAL BUREAU OF STANDARDS

The National Bureau of Standards<sup>1</sup> was established by an act of Congress March 3, 1901. The Bureau's overall goal is to strengthen and advance the Nation's science and technology and facilitate their effective application for public benefit. To this end, the Bureau conducts research and provides: (1) a basis for the Nation's physical measurement system, (2) scientific and technological services for industry and government, (3) a technical basis for equity in trade, and (4) technical services to promote public safety. The Bureau consists of the Institute for Basic Standards, the Institute for Materials Research, the Institute for Applied Technology, the Institute for Computer Sciences and Technology, and the Office for Information Programs.

**THE INSTITUTE FOR BASIC STANDARDS** provides the central basis within the United States of a complete and consistent system of physical measurement; coordinates that system with measurement systems of other nations; and furnishes essential services leading to accurate and uniform physical measurements throughout the Nation's scientific community, industry, and commerce. The Institute consists of a Center for Radiation Research, an Office of Measurement Services and the following divisions:

Applied Mathematics — Electricity — Mechanics — Heat — Optical Physics — Nuclear Sciences<sup>2</sup> — Applied Radiation<sup>2</sup> — Quantum Electronics<sup>3</sup> — Electromagnetics<sup>3</sup> — Time and Frequency<sup>3</sup> — Laboratory Astrophysics<sup>3</sup> — Cryogenics<sup>3</sup>.

**THE INSTITUTE FOR MATERIALS RESEARCH** conducts materials research leading to improved methods of measurement, standards, and data on the properties of well-characterized materials needed by industry, commerce, educational institutions, and Government; provides advisory and research services to other Government agencies; and develops, produces, and distributes standard reference materials. The Institute consists of the Office of Standard Reference Materials and the following divisions:

Analytical Chemistry — Polymers — Metallurgy — Inorganic Materials — Reactor Radiation — Physical Chemistry.

**THE INSTITUTE FOR APPLIED TECHNOLOGY** provides technical services to promote the use of available technology and to facilitate technological innovation in industry and Government; cooperates with public and private organizations leading to the development of technological standards (including mandatory safety standards), codes and methods of test; and provides technical advice and services to Government agencies upon request. The Institute consists of a Center for Building Technology and the following divisions and offices:

Engineering and Product Standards — Weights and Measures — Invention and Innovation — Product Evaluation Technology — Electronic Technology — Technical Analysis — Measurement Engineering — Structures, Materials, and Life Safety<sup>4</sup> — Building Environment<sup>4</sup> — Technical Evaluation and Application<sup>4</sup> — Fire Technology.

**THE INSTITUTE FOR COMPUTER SCIENCES AND TECHNOLOGY** conducts research and provides technical services designed to aid Government agencies in improving cost effectiveness in the conduct of their programs through the selection, acquisition, and effective utilization of automatic data processing equipment; and serves as the principal focus within the executive branch for the development of Federal standards for automatic data processing equipment, techniques, and computer languages. The Institute consists of the following divisions:

Computer Services — Systems and Software — Computer Systems Engineering — Information Technology.

**THE OFFICE FOR INFORMATION PROGRAMS** promotes optimum dissemination and accessibility of scientific information generated within NBS and other agencies of the Federal Government; promotes the development of the National Standard Reference Data System and a system of information analysis centers dealing with the broader aspects of the National Measurement System; provides appropriate services to ensure that the NBS staff has optimum accessibility to the scientific information of the world. The Office consists of the following organizational units:

Office of Standard Reference Data — Office of Information Activities — Office of Technical Publications — Library — Office of International Relations.

<sup>1</sup> Headquarters and Laboratories at Gaithersburg, Maryland, unless otherwise noted; mailing address Washington, D.C. 20234.

<sup>2</sup> Part of the Center for Radiation Research.

<sup>3</sup> Located at Boulder, Colorado 80302.

<sup>4</sup> Part of the Center for Building Technology.




# NBS

# FREQUENCY AND TIME BROADCAST SERVICES

## RADIO STATIONS WWV, WWVH, WWVB, and WWVL

Peter P. Vitzbicke, Editor

Time and Frequency Division  
Institute for Basic Standards  
National Bureau of Standards  
Boulder, Colorado 80302



---

U.S. DEPARTMENT OF COMMERCE, Frederick B. Dent, *Secretary*

NATIONAL BUREAU OF STANDARDS, Richard W. Roberts, *Director*

Issued March 1974

**National Bureau of Standards Special Publication 236**

(Supersedes NBS Special Publication 236, 1973 and previous editions)

Nat. Bur. Stand. (U.S.), Spec. Publ. 236, 19 pages (Mar. 1974)

CODEN: XNBSAV

# Contents

	Page
Services provided by NBS standard frequency and time stations.....	1
Introduction .....	1
1. WWV and WWVH Broadcast Services .....	2
1.1. Standard Radio Frequencies .....	2
(a) Program .....	2
(b) Accuracy and Stability .....	2
(c) Corrections .....	2
1.2. Standard Audio Frequencies .....	3
(a) Program .....	3
(b) Accuracy .....	3
1.3. Standard Musical Pitch .....	3
1.4. Standard Time Intervals .....	3
1.5. Time Signals .....	3
(a) Program .....	3
(b) Corrections .....	5
(c) Coding of UT1 Corrections .....	5
1.6. Official Announcements .....	7
(a) Propagation Forecasts .....	7
(b) Geophysical Alerts .....	7
(c) Weather Information .....	7
1.7. WWV/WWVH Time Code .....	8
1.8. Station Identification .....	9
1.9. Radiated Power, Antennas and Modulation .....	9
(a) Radiated Power .....	9
(b) Transmitting Antennas .....	9
(c) Modulation .....	9
2. WWVB Broadcast Services .....	9
(a) Program .....	9
(b) Accuracy and Stability .....	10
(c) Station Identification .....	10
(d) Radiated Power, Antenna and Coverage .....	10
2.1. WWVB Time Code .....	10
(a) Code and Carrier .....	10
(b) Marker Generation .....	10
(c) Marker Order and Groups .....	11
(d) Information Sets .....	11
(e) Digital Information .....	11
3. WWVL Experimental Broadcasts .....	12
4. How NBS Controls the Transmitted Frequencies .....	12
5. References .....	12



# Services Provided by NBS Standard Frequency and Time Stations

Peter P. Viezbicke

Detailed descriptions are given of the technical services provided by the National Bureau of Standards (NBS) radio stations WWV, WWVH, WWVB, and WWVL. These services are: 1. Standard radio frequencies; 2. Standard audio frequencies; 3. Standard musical pitch; 4. Standard time intervals; 5. Time signals; 6. UT1 corrections; and 7. Official announcements. In order to provide users with the best possible services occasional changes in broadcasting schedules are required. This publication shows the schedules in effect on January 1, 1974. Annual revisions will be made. Current data relating to standard frequencies and time signals are available monthly in the Time and Frequency Services Bulletin. Advance notice of changes occurring between revisions will be sent to users of NBS broadcast services who request such notice on the basis of need.<sup>1</sup>

Key words: Broadcast of standard frequencies: high frequency; low frequency; standard frequencies; time signals; very low frequency.

## Introduction

In March 1923 NBS started transmitting standard radio frequencies on a regularly announced schedule from radio station WWV. The WWV transmitter, originally located at NBS, Washington, D.C., has moved several times. Between 1931 and 1967 the station was moved successively to College Park, Beltsville, then to Greenbelt, Maryland, and finally to Fort Collins, Colorado, where it went on the air at 0000 hours Universal Time on December 1, 1966.

The move to Fort Collins was prompted by several considerations: the need for wider and more uniform coverage in the continental U.S. from a more central location; the advantage of more precise control from the NBS Time and Frequency Division at Boulder, Colorado; and improvement in radiation patterns obtained by location in a less congested area.

Original broadcast frequencies were accurate to within a few parts in a thousand. Their transmitted accuracy today is on the order of a part in  $10^{12}$ —approaching the accuracy of the NBS frequency standard itself.

To supplement the coverage of WWV, broadcasts from WWVH, Hawaii, were instituted in 1948. These play an increasingly important role in various types of operations, both military and civilian, in the Pacific and Far East. In 1971, WWVH was moved from its former site on Maui to its present location near Kekaha, Kauai.

WWVB began broadcasting from Boulder, Colorado in 1956, and WWVL, an experimental station, from Sunset, Colorado in 1960. Both of these stations have been located at Fort Collins, Colorado, since July, 1963. Operations from WWVL were curtailed on July 1, 1972, and WWVL now broadcasts very low frequency

(VLF) experimental programs only on an intermittent basis contingent upon need and funds. WWVB, transmitting on low frequency (LF), provides widespread distribution of the NBS frequency and time scale. The WWVB broadcasts are used to coordinate operations of continental networks of missile and satellite stations and to provide a highly accurate standard of frequency that is readily available to many users for electronic research and development. WWVB serves as a national time and frequency reference for many U.S. electric utilities and as a timing reference by government contractor groups for a large number of sensing stations which monitor seismological events.

Thus, in the 51 years since the beginning of its radio broadcasts, NBS has expanded these services so that they are making major contributions today to the nation's space and defense programs, to world-wide transportation and communications, and to a multitude of industrial operations, as well as providing convenient time services to thousands of listeners.

Visiting hours are observed at WWV, WWVB, and WWVL every Wednesday, except holidays, from 1:00 to 4:00 p.m. Special tours may be scheduled at other times only by prior arrangement with the Engineer-in-Charge.

Correspondence pertaining directly to station operations may be addressed to:

John Stanley, Engineer-in-Charge  
NBS Radio Stations WWV/WWVB/WWVL  
2000 East County Road 58  
Fort Collins, CO 80521  
Telephone (303) 481-2372

Charles Tremhath, Engineer-in-Charge  
NBS Radio Station WWVH  
P.O. Box 417  
Kekaha, Kauai, HI 96752  
Telephone (808) 335-1361

<sup>1</sup> Inquiries concerning the Time and Frequency Services Bulletin or the NBS broadcast service policies may be addressed to Frequency-Time Broadcast Services Section, Time and Frequency Division, NBS, Boulder, CO 80302.



# 1. WWV and WWVH Broadcast Services

## 1.1. Standard Radio Frequencies

### (a) Program

Both WWV and WWVH transmit frequencies and time coordinated through the Bureau International de l'Heure (BIH), Paris, France, in accord with international agreements. Transmissions are based upon the international time scale, Coordinated Universal Time (UTC).

WWV broadcasts on radio carrier frequencies of 2.5, 5, 10, 15, 20, and 25 MHz. WWVH broadcasts on radio carrier frequencies of 2.5, 5, 10, 15, and 20 MHz. The broadcasts of both stations are continuous, day and night.

The broadcasts of WWV may also be heard via telephone by dialing (303) 499-7111, Boulder, Colorado. The telephone user will hear the live broadcasts as transmitted from the station. Considering the instabilities and variable delays of propagation by telephone, the listener should not expect accuracy of the telephone time signals to be better than 30 milliseconds. This service is automatically limited to 3 minutes per call.

Similar time-of-day broadcasts from WWVH can be heard by dialing (808) 335-4363 on the Island of Kauai.

TABLE 1. *Services and coordinates of the NBS broadcast stations.*

Station	Date in Service	Radio Frequencies	Audio Frequencies	Musical Pitch	Time Intervals	Time Signals	UT1 Corrections	Official Announcements
WWV	1923	✓	✓	✓	✓	✓	✓	✓
WWVH	1948	✓	✓	✓	✓	✓	✓	✓
WWVB	1956	✓			✓	✓	✓	
WWVL	1960	✓						

The coordinates of these NBS radio stations are as follows:

WWV	40° 40' 49.0" N	105° 02' 27.0" W
WWVB	40° 40' 28.3" N	105° 02' 39.5" W
WWVL	40° 40' 51.3" N	105° 03' 00.0" W
WWVH	21° 59' 26.0" N	159° 46' 00.0" W

### (b) Accuracy and Stability

Since December 1, 1957, the standard radio transmissions from WWV and WWVH have been held as nearly constant as possible with respect to the atomic frequency standards maintained and operated by NBS. Relative to the primary frequency standard of NBS, there are very small intentional offsets for coordination purposes, which may be of the order of one part in  $10^{12}$ . Up-to-date information on these small offsets can be obtained from the monthly Time and Frequency Services Bulletin.

Atomic frequency standards have been shown to provide the defined ideal cesium frequency to within a few parts in  $10^{13}$ . For example, the present NBS frequency standard, NBS-5, and time scale system provides this frequency to an uncertainty of about 2 parts in  $10^{13}$  [1]<sup>2</sup>.

The definitions for time and frequency are based on the same physical process: "The second is the duration of 9, 192, 631, 770 periods of the radiation corresponding to the transition between the two hyperfine levels of the ground state of the cesium-133 atom" as was decided in October 1967 by the XIIIth General Conference of Weights and Measures. For frequency, the hertz is one cycle per second.

On January 1, 1960, the NBS standard was brought into agreement with this definition as quoted above by increasing its assigned value by 74.5 parts in  $10^{10}$ . Frequency measurements in terms of the NBS standard between December 1, 1957 and January 1, 1960 need to take the above correction into account [2].

All carrier and modulation frequencies at WWV and WWVH are derived from cesium-controlled oscillators and are accurate to within  $\pm 1$  part in  $10^{11}$ . Deviations are normally less than 1 part in  $10^{12}$  from day to day.

Changes in the propagation medium (causing Doppler shifts, diurnal shifts, etc.) result in fluctuations in the carrier frequencies as received which may be very much greater than the uncertainties quoted above.

### (c) Corrections

In conformity with the UTC scale, the carrier and modulation frequencies of WWV and WWVH are no longer offset significantly from nominal values. At the recommendation of the International Radio Consultative Committee (CCIR), the frequency offset of UTC was made permanently zero relative to International Atomic Time (TAI) effective 0000 hours UTC January 1, 1972. Previously, the fractional frequency offset was  $-150$  parts in  $10^{10}$  during 1960 and 1961;  $-130$  parts in  $10^{10}$  during 1962 and 1963;  $-150$  parts in  $10^{10}$  during 1964 and 1965; and  $-300$  parts in  $10^{10}$  from 1966 through 1971.

<sup>2</sup> Figures in brackets indicate the literature references at the end of this publication.



## 1.2. Standard Audio Frequencies

### (a) Program

The hourly broadcast format of WWV and WWVH is presented in figure 1. Standard audio frequencies of 440 Hz, 500 Hz, and 600 Hz are broadcast on each radio carrier frequency by the two stations. The duration of each transmitted standard tone is approximately 45 seconds. A 600-Hz tone is broadcast during odd minutes by WWV and during even minutes by WWVH. A 500-Hz tone is broadcast during alternate minutes unless voice announcements or silent periods are scheduled. The 440-Hz tone is broadcast beginning one minute after the hour at WWVH and two minutes after the hour at WWV. The 440-Hz tone period is omitted during the first hour of the UTC day.

No audio tones or special announcements are broadcast during a semi-silent period from either station. The periods are from 45 minutes to 50 minutes after the hour at WWV, and from 15 minutes to 20 minutes after the hour at WWVH.

### (b) Accuracy

The audio frequencies are derived from the carrier and have the same basic accuracy as transmitted. Changes in the propagation medium sometimes result in fluctuations in the audio frequencies as received.

While the 100-Hz subcarrier (sec. 1.7) is not considered one of the standard audio frequencies, the modified IRIG-H time code transmitted continuously from WWV and WWVH does contain this frequency and may be used as a standard with the same accuracy as the audio and radio frequencies.

## 1.3. Standard Musical Pitch

The frequency 440 Hz for the note A above middle C, is the standard of the music industry in many countries and has been in the United States since 1925. The radio broadcast of this standard was commenced by the National Bureau of Standards in 1937. The 440-Hz tone is broadcast for approximately 45 seconds beginning 1 minute after the hour at WWVH and 2 minutes after the hour at WWV. The tone is omitted during the zero hour of each UTC day. In addition to its application as a musical standard, the 440-Hz tone may be used to provide an hourly marker for chart recorders or other automated devices.

## 1.4. Standard Time Intervals

Seconds pulses at precise intervals are derived from the same frequency standard that controls the radio carrier frequencies; i.e., they commence at intervals of 5,000,000 cycles of the 5-MHz carrier. They are given by means of double-sideband amplitude modulation on each radio carrier frequency. Every minute,

except the first of the hour, begins with an 800-millisecond tone of 1000 Hz at WWV and 1200 Hz at WWVH. The first minute of every hour begins with an 800-millisecond tone of 1500 Hz at both stations.

The 1-second markers are transmitted throughout all programs of WWV and WWVH except that the 29th and 59th markers of each minute are omitted. As noted above, the seconds marker which begins the minute is lengthened to 800 milliseconds. All other markers consist of a 5-millisecond pulse of 1000 Hz at WWV and 1200 Hz at WWVH, commencing at the beginning of the second (fig. 2).

The seconds pulse spectrum is composed of Fourier frequency components as shown in figure 2. Each pulse is preceded by 10 milliseconds of silence and followed by 25 milliseconds of silence. These 40-millisecond interruptions do not appreciably degrade the intelligibility of voice announcements.

## 1.5. Time Signals

### (a) Program

Effective 1 January 1974, WWV and WWVH began broadcasting voice announcements of Coordinated Universal Time (UTC) in lieu of Greenwich Mean Time (GMT) <sup>3</sup>.

More precisely, the actual reference time scale is the Coordinated Universal Time Scale maintained by the National Bureau of Standards, UTC(NBS). The UTC(NBS) scale includes very small frequency offsets relative to the NBS primary frequency standard for coordination purposes as mentioned in section 1.1.(b).

The 0 to 24 hour system is used starting with 0000 for midnight at the Greenwich Meridian (longitude zero). The first two figures give the hour, and the last two figures give the number of minutes past the hour when the tone returns. The time announcement refers to the end of an announcement interval, i.e., to the time when the next 800-millisecond tone begins after the announcement.

Standard time zones are established at intervals of 15° longitude east and west of the zero meridian. Local standard time differs from UTC by an integral number of hours. For example, as shown in figure 4, Eastern Standard Time (EST) is obtained by subtracting 5 hours from UTC or the time broadcast. Conversely, UTC is obtained from EST by adding 5 hours.

At WWV a voice announcement of the time is given during the 7.5 seconds immediately preceding the minute. Just before 1035 UTC, for instance, the voice announcement given is: "At the tone—ten hours, thirty-five minutes Coordinated Universal Time."

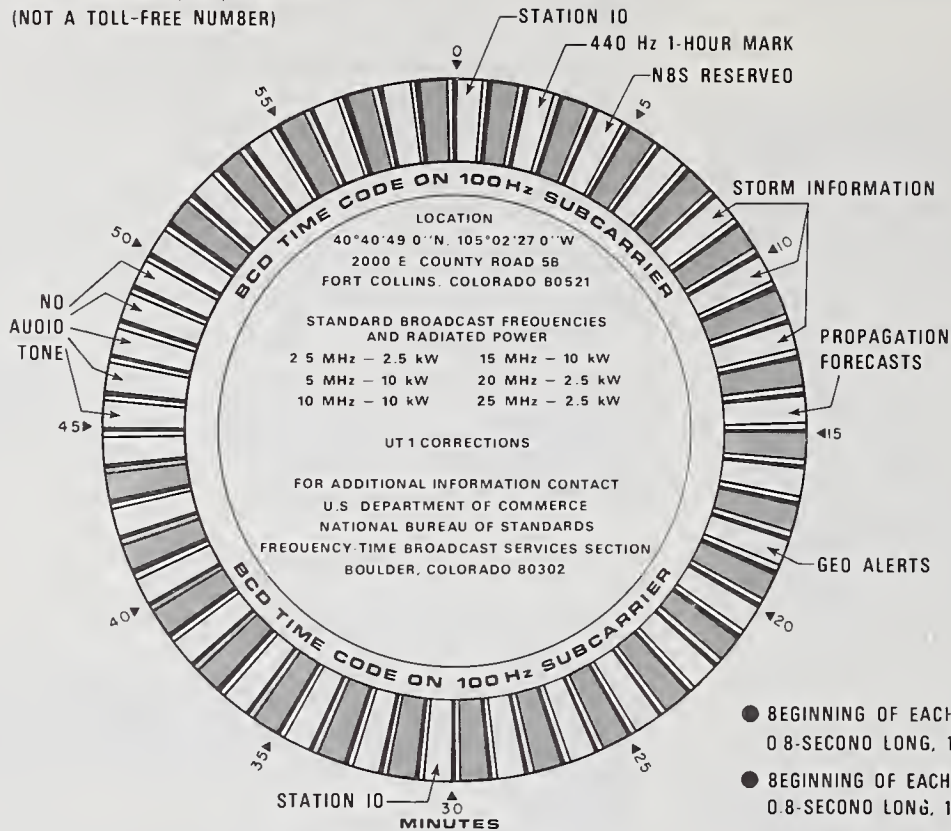
At WWVH a voice announcement of the time is given at 15 seconds preceding the minute. It should be noted that the voice announcement for WWVH precedes that of WWV by about 7.5 seconds. However, the tone markers referred to in both announcements are

<sup>3</sup> As noted in a resolution of Commission 31 of the International Astronomical Union, August 1970: "The terms of 'GMT' and 'Z' are accepted as the general equivalents of UTC in navigation and communication."

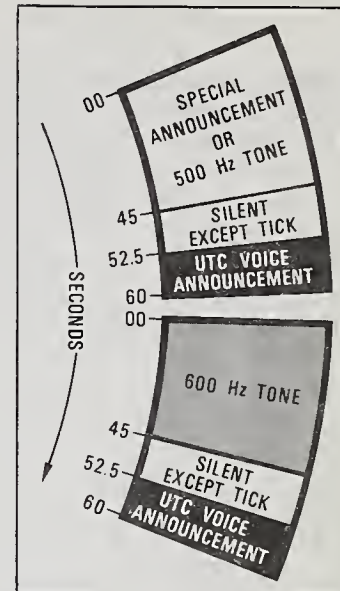
## WWV BROADCAST FORMAT

VIA TELEPHONE: (303) 499-7111  
(NOT A TOLL-FREE NUMBER)

U.S. DEPARTMENT OF COMMERCE  
National Bureau of Standards

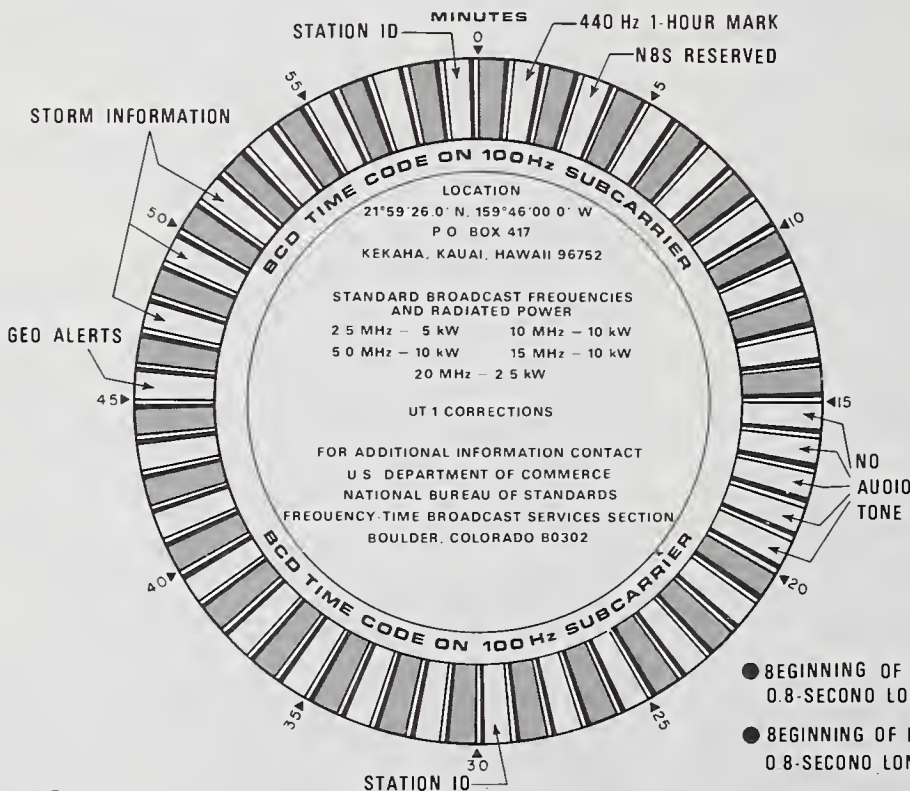


- BEGINNING OF EACH HOUR IS IDENTIFIED BY 0.8-SECOND LONG, 1500-Hz TONE.
- BEGINNING OF EACH MINUTE IS IDENTIFIED BY 0.8-SECOND LONG, 1000-Hz TONE.
- THE 29th & 59th SECOND PULSE OF EACH MINUTE IS OMITTED.



VIA TELEPHONE (808) 335-4363 (NOT A TOLL-FREE NUMBER)

## WWVH BROADCAST FORMAT



- BEGINNING OF EACH HOUR IS IDENTIFIED BY 0.8-SECOND LONG, 1500-Hz TONE.
- BEGINNING OF EACH MINUTE IS IDENTIFIED BY 0.8-SECOND LONG, 1200-Hz TONE.
- THE 29th & 59th SECOND PULSE OF EACH MINUTE IS OMITTED.

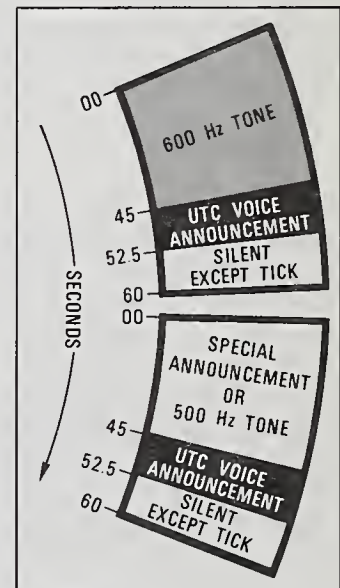


FIGURE 1. The hourly broadcast schedules of WWV and WWVH.



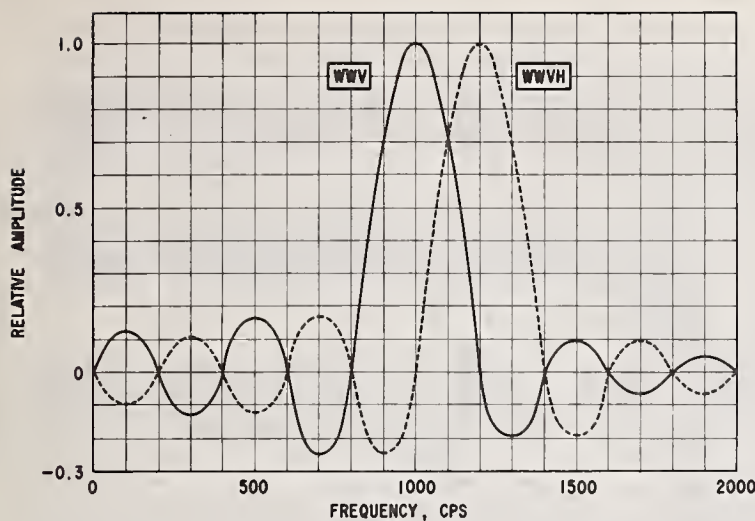


FIGURE 2. Sample characteristics of time pulse broadcast from NBS radio stations WWV and WWVH.

transmitted simultaneously, though they may not be received so because of propagation effects.

#### (b) Corrections

Prior to January 1, 1972, time signals broadcast from WWV and WWVH were kept in close agreement with UT2 (astronomical time) by making step adjustments of 100 milliseconds as necessary. On December 31, 1971 at 23 h 59m 60.107600s UTC, the UTC (NBS) scale was retarded 0.107600 second to give it an initial difference of exactly 10 seconds late with respect to the International Atomic Time (TAI) scale as maintained by BIH.

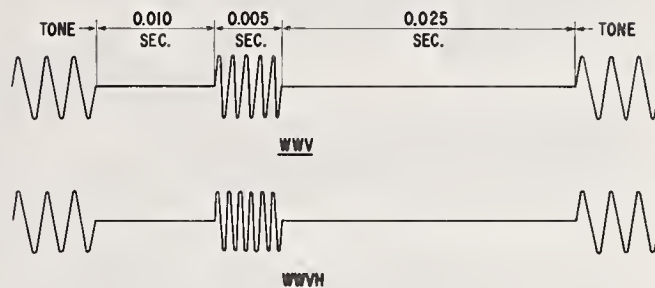
Since the new UTC rate (effective January 1, 1972) is no longer adjusted periodically to agree with the earth's rotation rate, UTC departs more rapidly than before from earth rotation time (known as UT1), gaining about 1 second per year. Corrections to UTC are now made in step adjustments of exactly 1 second (called a leap second) as directed by BIH. The leap second adjustments ensure that UTC signals as broadcast will never differ from UT1 by more than about  $\pm 0.7$  second. (Note: the corrections no longer relate to UT2.) BIH announces the occurrence of a leap second two months in advance.

The leap second adjustments are made as necessary at the end of the UTC month, preferably on 31 December or 30 June. Thus, when required, a leap second is inserted between the end of the 60th second of the last minute of the last day of a month and the beginning of the next minute.<sup>1</sup> This is analogous to adding an extra day (which could be called a leap day) during a leap year. Figure 4 illustrates how events are dated in the vicinity of a leap second.

A positive leap second was inserted in the transmissions of all NBS broadcast stations at the end of

#### WWV AND WWVH SECONOS PULSES

THE SPECTRA ARE COMPOSED OF DISCRETE FREQUENCY COMPONENTS AT INTERVALS OF 1.0 CPS. THE COMPONENTS AT THE SPECTRAL MAXIMA HAVE AMPLITUDES OF 0.005 VOLT FOR A PULSE AMPLITUDE OF 1.0 VOLT. THE WWV PULSE CONSISTS OF FIVE CYCLES OF 1000 CPS. THE WWVH PULSE CONSISTS OF SIX CYCLES OF 1200 CPS.



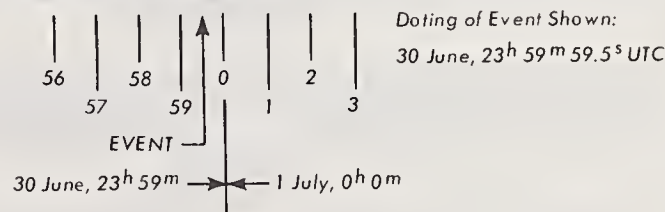
June 1972. December 1972 and December 1973, as announced by BIH. As a result, during 1974, UTC will differ from TAI by exactly 13 seconds.

#### (c) Coding of UT1 Corrections

To satisfy time signal users who need to date events on the UT1 time scale to better than  $\pm 0.7$  seconds, coded corrections are provided in the broadcast formats giving UT1-UTC values to a resolution of 0.1 seconds.

The method of coding UT1 corrections uses a system of double seconds pulses. The first through the seventh seconds pulses, when doubled, indicate a "plus" correction, and from the ninth through the fifteenth a "minus" correction. The eighth seconds pulse is not

#### NORMAL MINUTE (NO LEAP SECOND ADDED)



#### MINUTE WITH LEAP SECOND ADDED

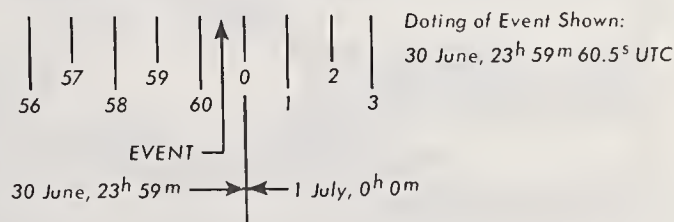


FIGURE 3. Illustration of how events are dated in the vicinity of a leap second.

<sup>1</sup> During the minute in which a one-second step correction occurs, that minute will contain either 59 or 61 seconds depending on whether the correction is negative or positive.



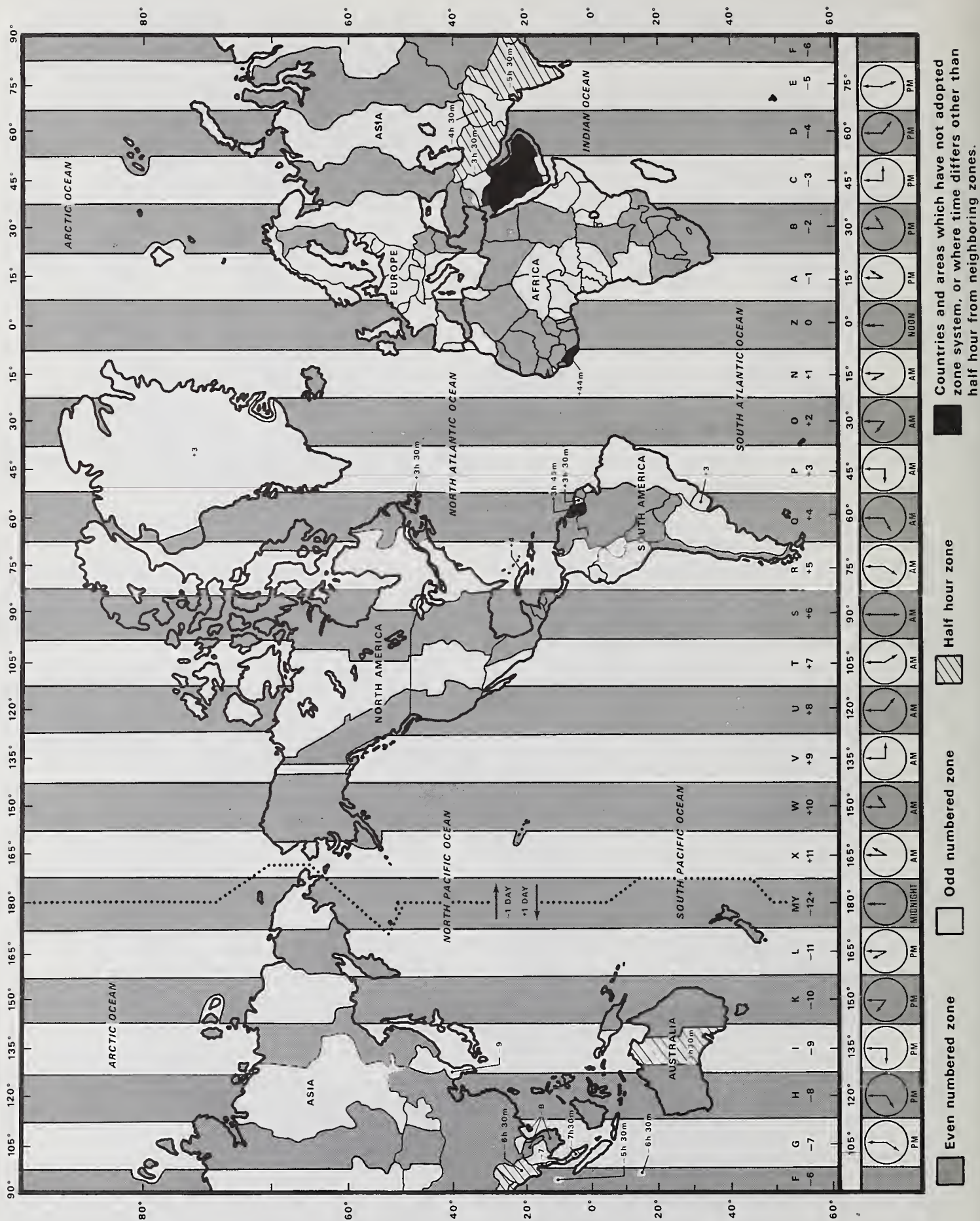


FIGURE 4. Standard Time Zones of the World.



used. The amount of correction in units of 0.1 second is determined by counting the number of seconds pulses that are doubled. For example, if the first, second, and third seconds pulses are doubled, the UT1 correction is "plus 0.3 second." Or if the ninth, tenth, eleventh, twelfth, thirteenth, and fourteenth seconds pulses are doubled, the UT1 correction is "minus 0.6 second." To obtain UT1, use the algebraic relationship.

$$\text{UT1} = \text{Broadcast} + \text{Correction}$$

That is, add the numerical correction to the time broadcast if "plus" is transmitted. Thus, a clock keeping step with the time signals broadcast will be early with respect to UT1 if a "minus" is broadcast. These corrections will be revised as needed, the new value appearing for the first time during the hour after 0000 UTC.

UT1 corrections are also encoded in the time code (sec. 1.7) transmitted continuously on a 100-Hz sub-carrier from WWV and WWVH. The value of the correction is indicated by the weight of the control functions that occur at the end of the code frame. The "plus and minus" indication is encoded in the first control function. If control function #1 is a binary one, the correction is positive; if it is a binary zero, the correction is negative. The correction is expressed to the nearest 0.1 second.

## 1.6. Official Announcements

The 45-second announcement segments available every other minute from WWV and WWVH are offered on a subscription basis to other agencies of the Federal Government to disseminate official and public service information. The accuracy and content of these announcements is the responsibility of the originating agency—not necessarily NBS.

All segments except those reserved for NBS use and the semi-silent periods are available. Arrangements for use of segments at the two stations may be made through the Frequency-Time Broadcast Services Section, 273.02, National Bureau of Standards, Boulder, CO 80302.

### (a) Propagation Forecasts

A forecast of radio propagation conditions is broadcast in voice from WWV at 14 minutes after every hour. The announcements are short-term forecasts and refer to propagation along paths in the North Atlantic area, such as Washington, D.C. to London or New York to Berlin. These forecasts are also applicable to high latitudes provided the appropriate time correction is made for other latitudes. The forecasts are prepared by the Telecommunications Services Center, OT, Boulder, Colorado.<sup>5</sup>

The broadcast consists of the statement, "The radio

<sup>5</sup> For details regarding these forecasts, write J. P. Murray OT/ITS, Boulder, CO 80302.

propagation quality forecast at . . . (one of the following times: 0100, 0700, 1300, or 1900 UTC) is . . . (one of the following adjectives: excellent, very good, good, fair-to-good, fair, poor-to-fair, poor, very poor, or useless). Current geomagnetic activity is . . . (one of the following characteristics: quiet, unsettled, or disturbed)."

The propagation forecast announcements are repeated in synoptic form comprised of a phonetic and a numeral. The phonetic (Whiskey, Uniform, or November) identifies the radio quality at the time the forecast is made. The numeral indicates on a scale of 1 to 9 the radio propagation quality expected during the six-hour period after the forecast is issued. The meaning of the phonetics and numerals are:

Phonetic	Meaning
Whiskey	disturbed
Uniform	unsettled
November	normal
Numeral	Meaning
One	useless
Two	very poor
Three	poor
Four	poor-to-fair
Five	fair
Six	fair-to-good
Seven	good
Eight	very good
Nine	excellent

If, for example, propagation conditions are normal and expected to be good during the next six hours, the coded forecast announcement would be "November Seven."

### (b) Geophysical Alerts

Current geophysical alerts (Geoalerts) as declared by the World Warning Agency of the International Ursigram and World Days Service (IUWDS) are broadcast in voice from WWV at 18 minutes after each hour and from WWVH at 45 minutes after each hour. The messages are changed daily at 0400 UTC with provisions to provide real-time data alerts of outstanding occurring events. These are followed by a summary of selected solar and geophysical events during the previous 24 hours. Messages concerning these forecasts are prepared by the Space Environment Laboratory, NOAA, Boulder, Colorado.<sup>6</sup>

### (c) Weather Information

Weather information about major storms in the Atlantic and Pacific areas is broadcast from WWV and

<sup>6</sup> For details of these announcements, write R. B. Doeker, Chief, Space Environment Services Center, NOAA, Boulder, CO 80302.

WWVH respectively.<sup>7</sup> The brief messages are designed to tell mariners of storm threats in their areas. If there are no warnings in the designated areas, the broadcasts will so indicate. The ocean areas involved are those for which the U.S. has warning responsibility under international agreement. The regular times of issue by the National Weather Service are 0500, 1100, 1700, and 2300 UTC for WWV and 0000, 0600, 1200, and 1800 UTC for WWVH. These broadcasts are updated effective with the next scheduled announcement following the time of issue.

WWV broadcasts information about storms in the western North Atlantic and eastern North Pacific, whereas WWVH lists storms in the eastern and central parts of the North Pacific. These broadcasts are given in voice from WWV at 8, 10, and 12 minutes after each hour and from WWVH at 17, 19 and 51 minutes after each hour.

Sample broadcasts that exemplify the type of information mariners might expect to receive from WWV, for instance, are as follows:

"North Atlantic weather West of 35 West at 1700 UTC: Hurricane Donna, intensifying, 24 North, 60 West, moving northwest, 20 knots, winds 75 knots;

<sup>7</sup> For information regarding these broadcasts, contact George P. Cressman, Director, National Weather Service, Silver Spring, MD 20910.

storm, 65 North, 35 West, moving east, 10 knots, winds 50 knots, seas 15 feet."

## 1.7. WWV/WWVH Time Code

On July 1, 1971, WWV commenced broadcasting the time code shown in figure 5. The time code is now transmitted continuously by both WWV and WWVH on a 100-Hz subcarrier. This time code provides a standardized timing base for use when scientific observations are made simultaneously at widely separated locations. It may be used, for instance, where signals telemetered from a satellite are recorded along with the time code; subsequent analysis of the data is then aided by having unambiguous time markers accurate to about 10 milliseconds.

The code format being broadcast is a modified IRIG-H time code. The code is produced at a 1-pps rate and is carried on 100-Hz modulation. The 100-Hz subcarrier is synchronous with the code pulses so that 10-millisecond resolution is readily obtained.

The code contains UTC time-of-year information in minutes, hours, and day of year. Coded time-of-day information refers to time at the beginning of the frame. Seconds information may be obtained by counting pulses.

FORMAT H, SIGNAL H001, IS COMPOSED OF THE FOLLOWING:

- 1) 1 ppm FRAME REFERENCE MARKERS R = ( $P_0$  AND 1.03 SECOND "HOLE")
- 2) BINARY CODED DECIMAL TIME-OF-YEAR CODE WORD (23 DIGITS)
- 3) CONTROL FUNCTIONS (9 DIGITS) USED FOR UT<sub>1</sub> CORRECTIONS, ETC.
- 4) 6 ppm POSITION IDENTIFIERS ( $P_0$  THROUGH  $P_5$ )
- 5) 1 pps INDEX MARKERS

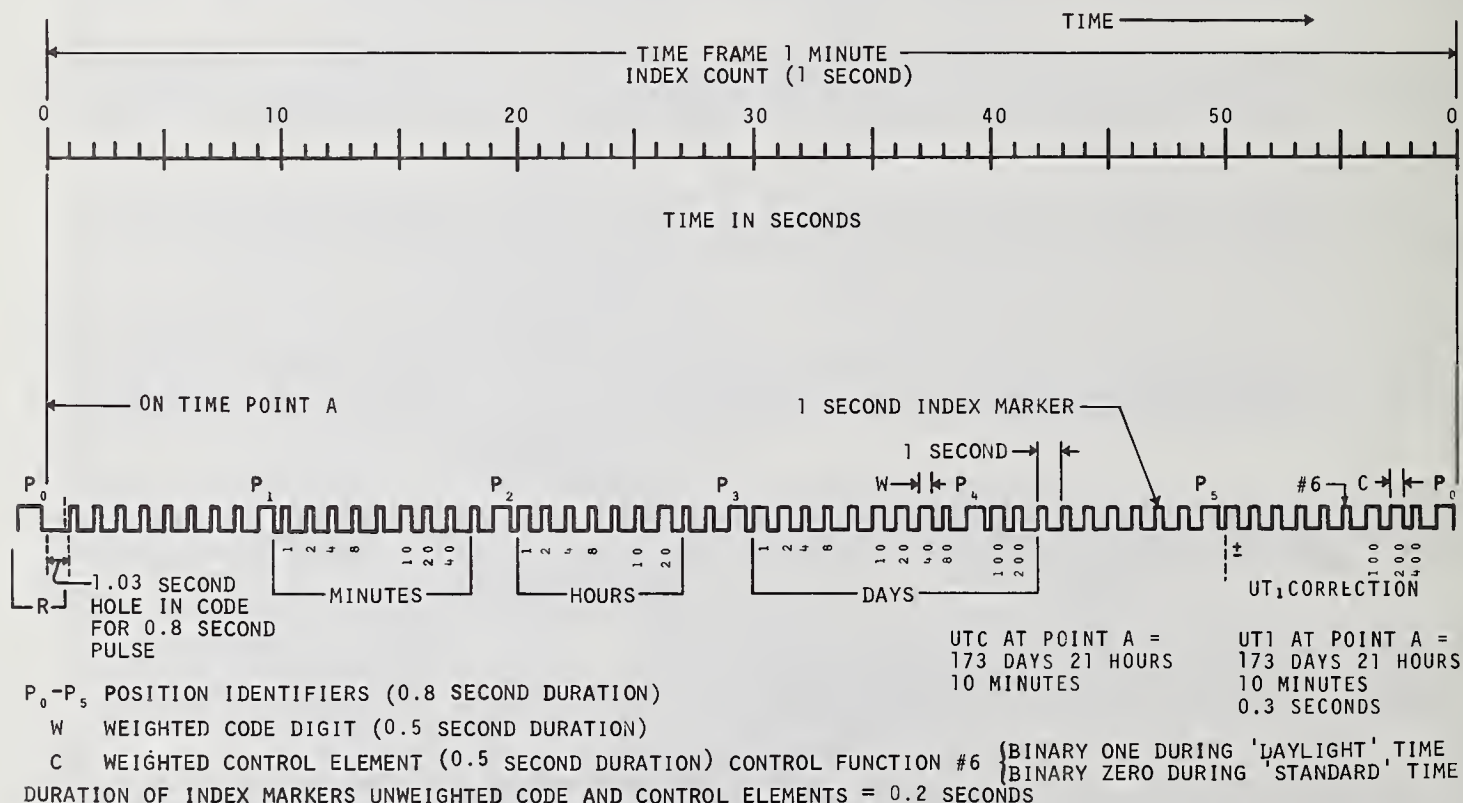


FIGURE 5. Chart of time code transmissions from NBS radio stations WWV and WWVH.



The binary coded decimal (BCD) system is used. Each minute contains seven BCD groups in this order: two groups for minutes, two groups for hours, and three groups for day of year. The code digit weighting is 1-2-4-8 for each BCD group multiplied by 1, 10, or 100 as the case may be. A complete time frame is 1 minute. The binary groups follow the 1-minute reference marker.

In the standard IRIG-H format, "on-time" occurs at the leading edge of all pulses. A binary zero pulse comprises 20 cycles of 100-Hz amplitude modulation; a binary one pulse comprises 50 cycles of 100-Hz amplitude modulation. Because of the 10-millisecond hole that accompanies each seconds marker in the WWV/WWVH format, however, the leading 30-millisecond portion of each marker in the WWV/WWVH time code is deleted. The leading edge of each pulse coincides with a positive-going zero-axis crossing of the 100 Hz modulating frequency.

Based upon a clocking rate of 60 markers per minute, the code contains six position identification markers per minute and a minute reference marker. Each 6-per-minute position identification marker consists of an 0.8-second pulse preceding a code group. The 1-per-minute reference marker consists of a 0.8-second pulse followed by a 1.03-second hole in the code and eight binary zero pulses in succession. The minute begins with the 1.03-second hole preceding the first binary zero.

UT1 corrections to the nearest 0.1 second are encoded via control function pulses during the final ten seconds of the frame. Control function #1, which occurs as the 50th second pulse, discloses the sense of the correction. Control function #1 is a binary zero when the UT1 correction is negative and a binary one when the corrections is positive. Control function #7, #8, and #9, which occur as the 56th, 57th, and 58th second pulses, identify the magnitude of the UT1 correction.

Control function #6, which occurs as the 55th second pulse, is programmed as a binary one throughout those weeks when Daylight Saving Time is in effect and as binary zero when Standard Time is in effect. The setting of this function is changed at 0000 UTC on the date of change as specified by Congress. Throughout the U.S. mainland this schedule allows several hours for the function to be received before the change becomes effective locally, i.e., at 2:00 AM. Thus

control function #6 provides a feature through which clocks or digital recorders operating on local time can be programmed to make an automatic one-hour adjustment in changing from Daylight Saving Time to Standard Time and vice versa.

## 1.8. Station Identification

WWV and WWVH identify by voice every 30 minutes. The station identification voice announcements are automatically synchronized recordings, not live broadcasts. The regular announcer for WWV is Mr. Don Elliott of Atlanta, Georgia; the regular announcer for WWVH is Mrs. Jane Barbe, also of Atlanta.

## 1.9. Radiated Power, Antennas and Modulation

### (a) Radiated Power

Frequency, MHz	Radiated Power, kW	
	WWV	WWVH
2.5	2.5	5
5	10	10
10	10	10
15	10	10
20	2.5	2.5
25	2.5	...

### (b) Transmitting Antennas

The broadcasts on 5, 10, 15, and 20 MHz from WWVH are from phased vertical half-wave dipole arrays. They are designed and oriented to radiate a cardioid pattern directing maximum gain in a westerly direction. The 2.5 MHz antenna at WWVH and all antennas at WWV are half-wave vertical dipoles which radiate omnidirectional patterns.

### (c) Modulation

At WWV and WWVH, double sideband amplitude modulation is employed with 50 percent modulation on the steady tones, 25 percent for the IRIG-H code, 100 percent for seconds pulses, and 75 percent for voice.

## 2. WWVB Broadcast Services

WWVB transmits continuously a standard radio frequency, standard time signals, time intervals, and UT1 corrections. The station is located near WWV on the same site. The coordinates of WWVB are

40° 40' 28.3" N

105° 02' 39.5" W

### (a) Program

WWVB broadcasts a standard radio carrier frequency of 60 kHz with no offset. It also broadcasts a time code consistent with the internationally coordinated time scale UTC(NBS).

### (b) Accuracy and Stability

The frequency of WWVB is normally within its prescribed value to better than 1 part in  $10^{11}$ . Deviations from day to day are less than 5 parts in  $10^{12}$ . Effects of the propagation medium on received signals are relatively minor at low frequencies (LF); therefore, the accuracy of the transmitted signals may be fully utilized by employing appropriate receiving and averaging techniques [3, 4].

### (c) Station Identification

WWVB identifies itself by advancing its carrier phase  $45^\circ$  at 10 minutes after every hour and returning to normal phase at 15 minutes after the hour. WWVB can also be identified by its unique time code.

### (d) Radiated Power, Antenna, and Coverage

The effective radiated power from WWVB is 13 kW. The antenna is a 122-meter, top-loaded vertical installed over a radial ground screen. Some measured field intensity contours are shown in figure 6.

## 2.1. WWVB Time Code

### (a) Code and Carrier

On July 1, 1965, WWVB began broadcasting time information using a carrier-level-shift time code. The code, which is binary coded decimal (BCD), is broadcast continuously and is synchronized with the 60-kHz carrier signal. Features of the WWVB time code are shown in figure 7.

### (b) Marker Generation

The signal consists of 60 markers each minute, with one marker occurring during each second. (Time progresses from left to right.) Each marker is generated by reducing the power of the carrier by 10 dB at the beginning of the corresponding second and restoring it 0.2 second later for an uncoded marker or a binary zero, 0.5 second later for a binary one, and 0.8 second later for a 10-second position marker or for a minute reference marker. The leading edge of every negative-going pulse is on time.

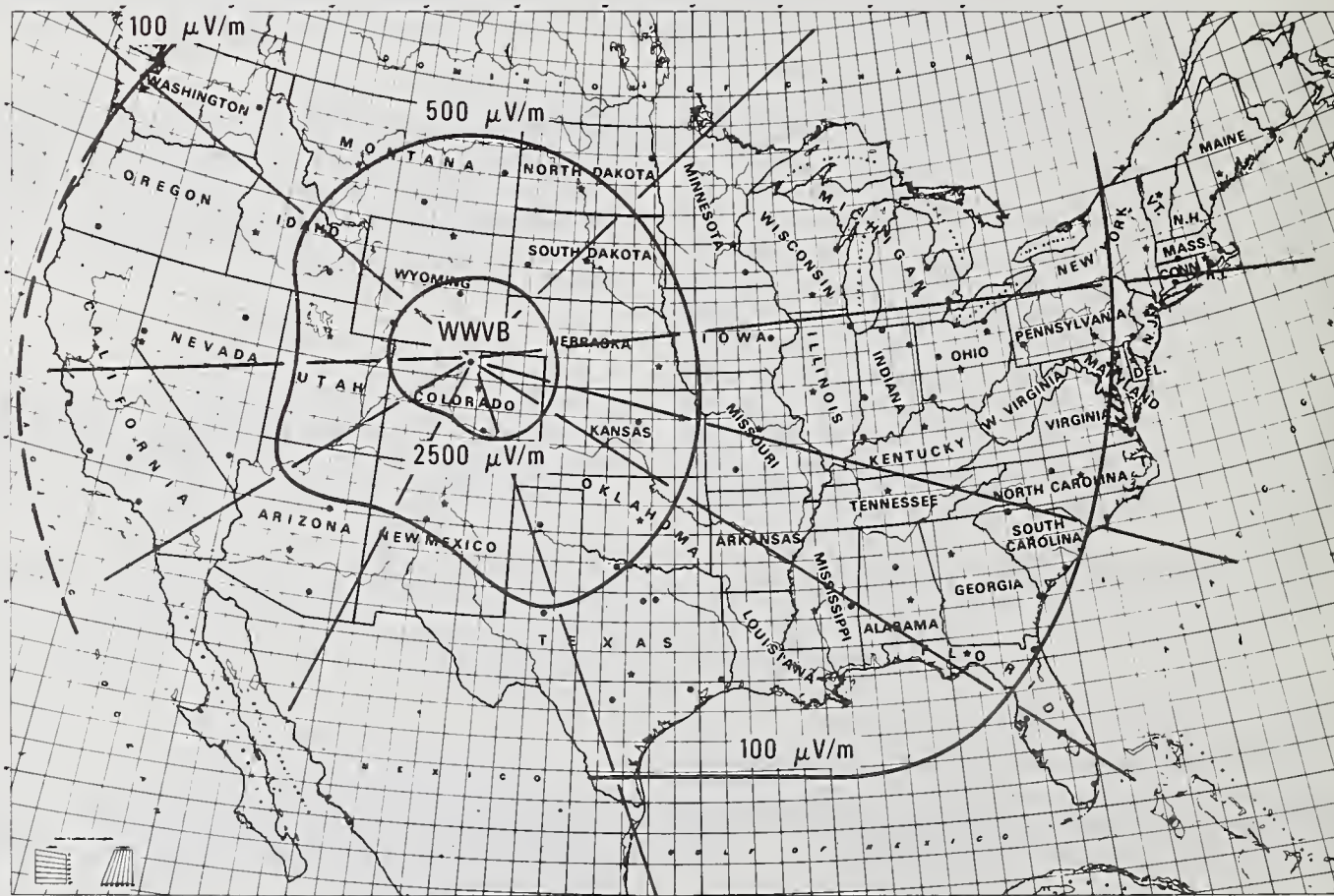


FIGURE 6. Measured Field Intensity Contours: WWVB @ 13 kW ERP.



### (c) Marker Order and Groups

The 10-second position markers, labeled  $P_0$  through  $P_5$  in figure 7, occur respectively as the 59th, 9th, 19th, 29th, 39th, and 49th second pulses of each minute. The minute reference marker begins at zero seconds. Uncoded markers occur periodically as the 4th, 14th, 24th, 34th, 44th, and 54th seconds pulses and also as the 10th, 11th, 20th, 21st, 35th, 55th, 56th, 57th, and 58th seconds pulses of each minute. Thus every minute contains twelve groups of five markers, each group ending either with a position marker or an uncoded marker.

### (d) Information Sets

Once every minute the code presents complete UTC (NBS) time-of-year information in minutes, hours, and day of the year as well as the estimated difference between UTC and UT1. Coded time-of-day information refers to time at the beginning of the frame. Seconds information can be obtained by counting pulses.

The first two groups in the frame specify the minute of the hour. The third and fourth groups comprise a set which specifies the hour of the day. The fifth, sixth, and seventh groups form a set which specifies the day of the year. A set made up of the ninth, tenth, and eleventh groups specifies the number of nullseconds that must be added to or subtracted from the time as broadcast in order to obtain UT1. The twelfth group is not used.

The positive or negative relationship of the UT1 scale with respect to UTC is indicated by the eighth

group. If UT1 is late with respect to UTC, a binary one (labeled SUB in fig. 7) will be broadcast in the eighth group as the 37th second pulse of the minute. If UT1 is early with respect to the code time, binary ones (labeled ADD) will be broadcast in the eighth group as the 36th and 38th second pulses of the minute.

### (e) Digital Information

When used to convey numerical information, the four coded markers used as digits in a BCD group are indexed 8-1-2-1 in that order. Sometimes only the last two or three of the coded markers in a group are needed, as in the first groups of the minutes, hours, and days sets. In these cases, the markers are indexed 2-1, or 1-2-1, accordingly. The indices of the first group in each set which contains two groups are multiplied by 10, those of the second group of such a set are multiplied by 1. The indices of the first group in each set which contains three groups are multiplied by 100, those of the second group by 10, and those of the third group by 1.

### Example

A specific example is indicated in figure 7. The occurrence of two binary ones in the "minutes set" indicates that the minute contemplated is the  $10 + 2 = 12$ nd minute. Similarly, the two binary ones in the "hours set" indicate the  $10 + 8 = 18$ th hour of the day, while the four binary ones in the "days set" indicate the  $200 + 40 + 10 + 8 = 258$ th day of the

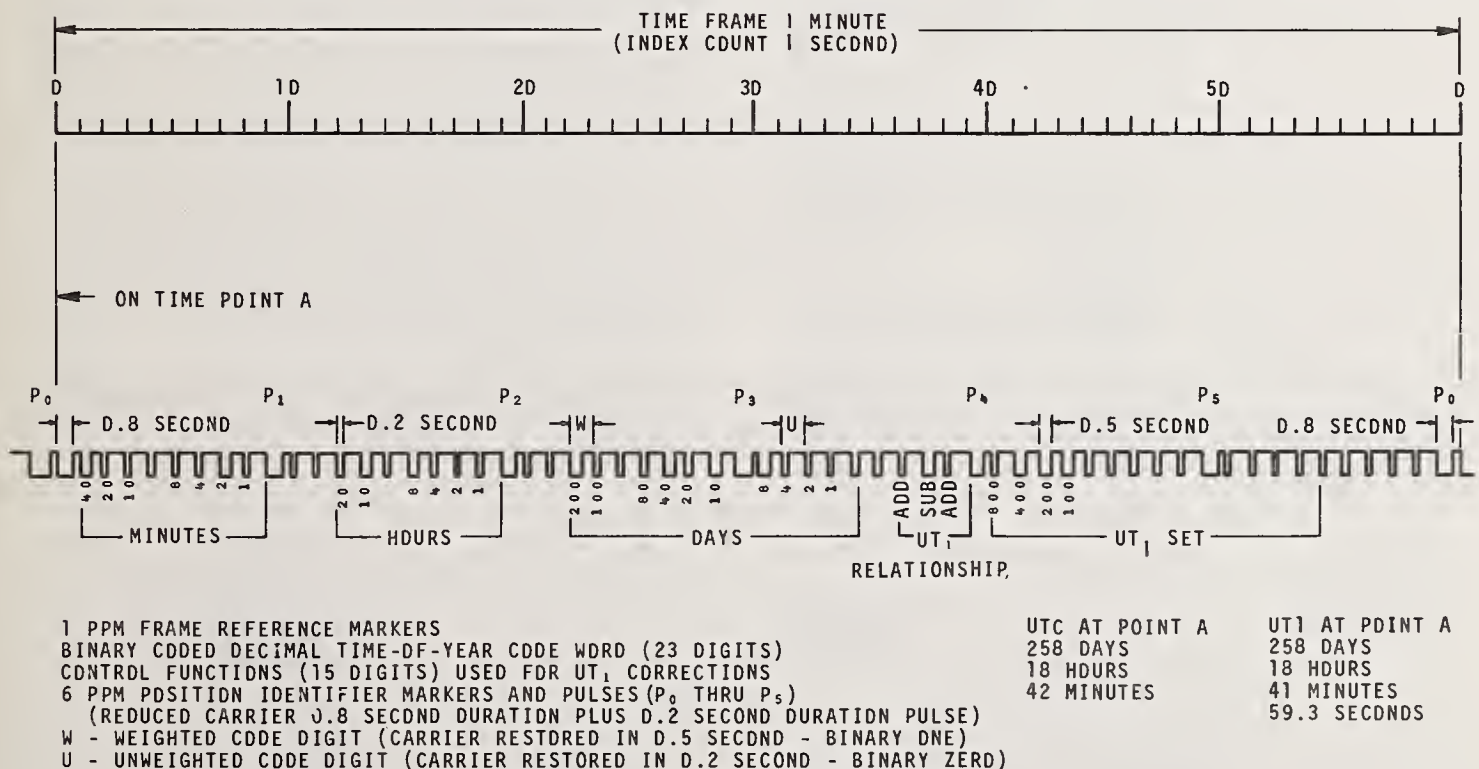


FIGURE 7. Chart of time code transmissions from NBS radio stations WWVB.



year. It is seen from the "UT1 Relationship" group and the "UT1 Set" that one should *subtract*, from any second in this minute,  $400 + 200 + 100 = 700$  milliseconds to get an estimate of UT1.

### 3. WWVL Experimental Broadcasts

WWVL broadcasts experimental programs, usually involving multiple frequencies. The station is located in the same building with WWVB and on the same site with WWV. The coordinates of WWVL are:

40° 40' 51.3" N

105° 03' 00.0" W.

Effective Oh UTC, 1 July 1972, regularly scheduled transmissions for WWVL were discontinued. Contingent upon need and availability of funds this station now broadcasts experimental programs on an intermittent basis only. Transmissions can be made available on a subscription basis to civil organizations as well as agencies of the Federal government. Arrangements for use of WWVL should be made through the Frequency-Time Broadcasts Services Section, 273.02, National Bureau of Standards, Boulder, CO 80302.

### 4. How NBS Controls the Transmitted Frequencies

A simplified diagram of the NBS frequency control system [5] is shown in figure 8. The entire system depends upon the basic frequency reference shown in this diagram as the NBS Primary Frequency Standard. This standard, a laboratory cesium beam device, is used to calibrate the oscillators, dividers and clocks which generate the controlled frequency and the NBS time scales.

Utilizing the line-10 horizontal synchronizing pulses from a local television station, the Fort Collins master clock is compared on a daily basis with the NBS atomic time scale system, which provides the UTC (NBS) time scale [6]. All other clocks and time-code generators at the Fort Collins site are then compared with the Fort Collins master clock. Frequency corrections of the WWVB and WWVL quartz crystal oscillators are based on their phase relative to the UTC(NBS) time scale.

The transmissions from WWV and WWVH are controlled by three commercial cesium standards located at each site. To ensure accurate time transmission from each station, the time-code generators are compared with the station's master clock several times each day.

Control of the signals transmitted from WWVH is based not only upon the cesium standards, but upon signals from WWVB as received by phase-lock receivers. The cesium standards controlling the transmitted frequencies and time signals are continuously compared with the received signals.

To ensure that systematic errors do not enter into the system, the NBS time scale is occasionally compared with the transmitting station clocks by the use of a very precise portable clock.

### References

- [1] Glaze, D. J., Hellwig, H., Jarvis, S., Jr., Wainwright, A. E., and Allan, D. W., Recent Progress on the NBS Primary Frequency Standard, 27th Annual Frequency Symp., Ft. Monmouth, NJ, (June 12-14, 1973). pp. 347-356.
- [2] National Standards of Time and Frequency in the United States. Proc. IRE, IRE-48, No. 105 (1960).
- [3] Allan, D. W., and Barnes, J. A., Some Statistical Properties of LF and VLF Propagation AGARD Conf. Proc. No. 33, Phase and Frequency Instabilities in Electromagnetic Wave Propagation (Proc. AGARD/EWP 13th Symp., Ankara, Turkey, Oct. 9-12, 1967). K. Davies Ed., Chapter 15 (Technivision Services, Slough, England, 1970).
- [4] Gueitrot, A., Higbie, L. S., Lavanceau, J., and Allan, D. W., An Application of Statistical Smoothing Techniques on VLF Signals for Comparison of Time between USNO and NBS, (Summary) Proc. 23rd Annual Symp. on Frequency Control. Forth Monmouth, NJ, (May 6-8, 1969). p. 248.
- [5] Milton, J. B., Standard Time and Frequency: Its Generation, Control, and Dissemination from the National Bureau of Standards Time and Frequency Division, NBS Technical Note 379, (Aug. 1969).
- [6] Tolman, J., Ptacek, V., Soucek, A., and Stecher, R., Microsecond Clock Comparisons by Means of TV Synchronizing Pulses IEEE Trans. on Instr. and Meas. IM-16, No. 3, (Sept. 1967). pp. 247-254.

# NATIONAL BUREAU OF STANDARDS FREQUENCY AND TIME FACILITIES

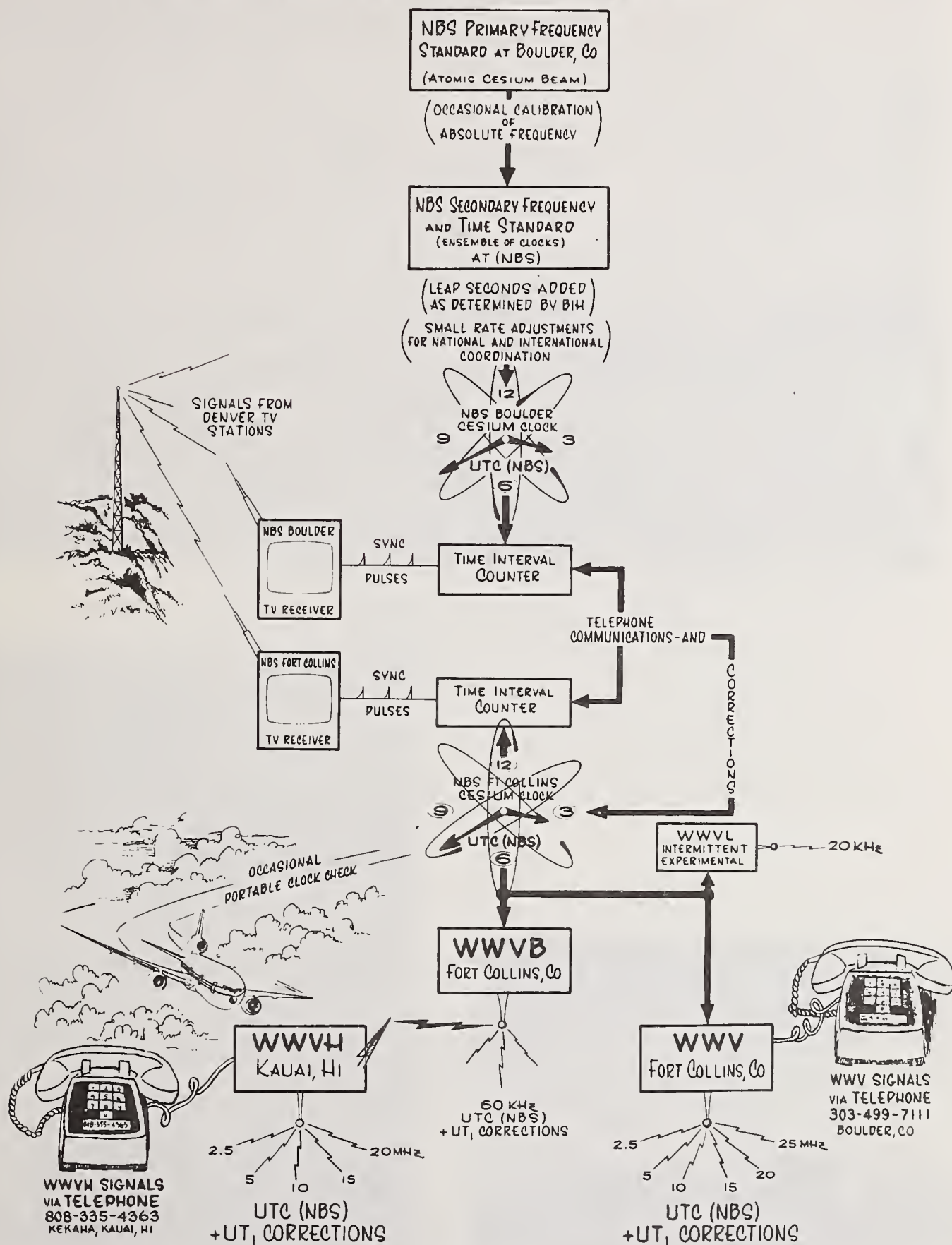


FIGURE 8. NBS frequency control system.





NBS Fort Collins facility showing WWV transmitter building.



WWVH transmitter building, Kekaha, Kauai, Hawaii.



WWVB/WWVL transmitter building and antennas.



U.S. DEPT. OF COMM. BIBLIOGRAPHIC DATA SHEET		1. PUBLICATION OR REPORT NO. NBS SP-236, 1974 ed.	2. Gov't Accession No.	3. Recipient's Accession No.	
4. TITLE AND SUBTITLE NBS Frequency and Time Broadcast Services--Radio Stations WWV, WWVH, WWVB, WWVL				5. Publication Date March 1974	
				6. Performing Organization Code	
7. AUTHOR(S) P. P. Viezbicke, Editor				8. Performing Organ. Report No.	
9. PERFORMING ORGANIZATION NAME AND ADDRESS  NATIONAL BUREAU OF STANDARDS, Boulder Labs. DEPARTMENT OF COMMERCE Boulder, CO 80302				10. Project/Task/Work Unit No. 2730121	
				11. Contract/Grant No.	
12. Sponsoring Organization Name and Complete Address (Street, City, State, ZIP)  Same as 9.				13. Type of Report & Period Covered Final	
				14. Sponsoring Agency Code	
15. SUPPLEMENTARY NOTES					
16. ABSTRACT (A 200-word or less factual summary of most significant information. If document includes a significant bibliography or literature survey, mention it here.)  Detailed descriptions are given of the technical services provided by the National Bureau of Standards radio stations WWV, WWVH, WWVB and WWVL. These services are: 1. Standard radio frequencies; 2. Standard audio frequencies; 3. Standard musical pitch; 4. Standard time intervals; 5. Time signals; 6. UT1 corrections; and 7. Official announcements. In order to provide users with the best possible services, occasional changes in broadcasting schedules are required. This publication shows the schedules in effect on January 1, 1974. Annual revisions will be made. Current data relating to standard frequencies and time signals are available monthly in the Time and Frequency Services Bulletin. Advance notices of changes occurring between revisions will be sent to users of NBS broadcast services who request such notice on the basis of need.					
17. KEY WORDS (six to twelve entries; alphabetical order; capitalize only the first letter of the first key word unless a proper name; separated by semicolons) Broadcast of standard frequencies; high frequency; low frequency; standard frequencies; time signals; very low frequency.					
18. AVAILABILITY <input checked="" type="checkbox"/> Unlimited  <input type="checkbox"/> For Official Distribution. Do Not Release to NTIS  <input checked="" type="checkbox"/> Order From Sup. of Doc., U.S. Government Printing Office Washington, D.C. 20402, SD Cat. No. C13, 11:236  <input type="checkbox"/> Order From National Technical Information Service (NTIS) Springfield, Virginia 22151			19. SECURITY CLASS (THIS REPORT)  UNCLASSIFIED		21. NO. OF PAGES  19
			20. SECURITY CLASS (THIS PAGE)  UNCLASSIFIED		22. Price  60¢





# NBS TECHNICAL PUBLICATIONS

## PERIODICALS

**JOURNAL OF RESEARCH** reports National Bureau of Standards research and development in physics, mathematics, and chemistry. Comprehensive scientific papers give complete details of the work, including laboratory data, experimental procedures, and theoretical and mathematical analyses. Illustrated with photographs, drawings, and charts. Includes listings of other NBS papers as issued.

*Published in two sections, available separately:*

### • Physics and Chemistry (Section A)

Papers of interest primarily to scientists working in these fields. This section covers a broad range of physical and chemical research, with major emphasis on standards of physical measurement, fundamental constants, and properties of matter. Issued six times a year. Annual subscription: Domestic, \$17.00; Foreign, \$21.25.

### • Mathematical Sciences (Section B)

Studies and compilations designed mainly for the mathematician and theoretical physicist. Topics in mathematical statistics, theory of experiment design, numerical analysis, theoretical physics and chemistry, logical design and programming of computers and computer systems. Short numerical tables. Issued quarterly. Annual subscription: Domestic, \$9.00; Foreign, \$11.25.

## DIMENSIONS, NBS

The best single source of information concerning the Bureau's measurement, research, developmental, cooperative, and publication activities, this monthly publication is designed for the layman and also for the industry-oriented individual whose daily work involves intimate contact with science and technology—for engineers, chemists, physicists, research managers, product-development managers, and company executives. Annual subscription: Domestic, \$6.50; Foreign, \$8.25.

## NONPERIODICALS

**Applied Mathematics Series.** Mathematical tables, manuals, and studies.

**Building Science Series.** Research results, test methods, and performance criteria of building materials, components, systems, and structures.

**Handbooks.** Recommended codes of engineering and industrial practice (including safety codes) developed in cooperation with interested industries, professional organizations, and regulatory bodies.

**Special Publications.** Proceedings of NBS conferences, bibliographies, annual reports, wall charts, pamphlets, etc.

**Monographs.** Major contributions to the technical literature on various subjects related to the Bureau's scientific and technical activities.

**National Standard Reference Data Series.** NSRDS provides quantitative data on the physical and chemical properties of materials, compiled from the world's literature and critically evaluated.

**Product Standards.** Provide requirements for sizes, types, quality, and methods for testing various industrial products. These standards are developed cooperatively with interested Government and industry groups and provide the basis for common understanding of product characteristics for both buyers and sellers. Their use is voluntary.

**Technical Notes.** This series consists of communications and reports (covering both other-agency and NBS-sponsored work) of limited or transitory interest.

**Federal Information Processing Standards Publications.** This series is the official publication within the Federal Government for information on standards adopted and promulgated under the Public Law 89-306, and Bureau of the Budget Circular A-86 entitled, Standardization of Data Elements and Codes in Data Systems.

**Consumer Information Series.** Practical information, based on NBS research and experience, covering areas of interest to the consumer. Easily understandable language and illustrations provide useful background knowledge for shopping in today's technological marketplace.

## BIBLIOGRAPHIC SUBSCRIPTION SERVICES

The following current-awareness and literature-survey bibliographies are issued periodically by the Bureau:

**Cryogenic Data Center Current Awareness Service** (Publications and Reports of Interest in Cryogenics).

A literature survey issued weekly. Annual subscription: Domestic, \$20.00; foreign, \$25.00.

**Liquefied Natural Gas.** A literature survey issued quarterly. Annual subscription: \$20.00.

**Superconducting Devices and Materials.** A literature survey issued quarterly. Annual subscription: \$20.00.

Send subscription orders and remittances for the preceding bibliographic services to the U.S. Department of Commerce, National Technical Information Service, Springfield, Va. 22151.

**Electromagnetic Metrology Current Awareness Service** (Abstracts of Selected Articles on Measurement Techniques and Standards of Electromagnetic Quantities from D-C to Millimeter-Wave Frequencies). Issued monthly. Annual subscription: \$100.00 (Special rates for multi-subscriptions). Send subscription order and remittance to the Electromagnetic Metrology Information Center, Electromagnetics Division, National Bureau of Standards, Boulder, Colo. 80302.

Order NBS publications (except Bibliographic Subscription Services) from: Superintendent of Documents, Government Printing Office, Washington, D.C. 20402.

**U.S. DEPARTMENT OF COMMERCE**  
**National Bureau of Standards**  
Washington, D.C. 20234

OFFICIAL BUSINESS

Penalty for Private Use, \$300

POSTAGE AND FEES PAID  
U.S. DEPARTMENT OF COMMERCE  
COM-215

