

NATIONAL BUREAU OF STANDARDS REPORT

8155

Interlaboratory Intercomparisons
of
60-Watt Incandescent Lamps

by
Velma I. Burns
Photometry and Colorimetry Section
Metrology Division



U. S. DEPARTMENT OF COMMERCE
NATIONAL BUREAU OF STANDARDS

U. S. DEPARTMENT OF COMMERCE

Luther H. Hodges, *Secretary*

NATIONAL BUREAU OF STANDARDS

A. V. Astin, *Director*



THE NATIONAL BUREAU OF STANDARDS

Functions and Activities

The functions of the National Bureau of Standards include the development and maintenance of the national standards of measurement and the provision of means and methods for making measurements consistent with these standards; the determination of physical constants and properties of materials; the development of methods and instruments for testing materials, devices, and structures; advisory services to government agencies on scientific and technical problems; invention and development of devices to serve special needs of the Government; and the development of standard practices, codes, and specifications, including assistance to industry, business and consumers in the development and acceptance of commercial standards and simplified trade practice recommendations. The work includes basic and applied research, development, engineering, instrumentation, testing, evaluation, calibration services, and various consultation and information services. Research projects are also performed for other government agencies when the work relates to and supplements the basic program of the Bureau or when the Bureau's unique competence is required. The scope of activities is suggested by the listing of divisions and sections on the inside of the back cover.

Publications

The results of the Bureau's research are published either in the Bureau's own series of publications or in the journals of professional and scientific societies. The Bureau itself publishes three periodicals available from the Government Printing Office: The Journal of Research, published in four separate sections, presents complete scientific and technical papers; the Technical News Bulletin presents summary and preliminary reports on work in progress; and Central Radio Propagation Laboratory Ionospheric Predictions provides data for determining the best frequencies to use for radio communications throughout the world. There are also seven series of nonperiodical publications: Monographs, Applied Mathematics Series, Handbooks, Miscellaneous Publications, Technical Notes, Commercial Standards, and Simplified Practice Recommendations.

A complete listing of the Bureau's publications can be found in National Bureau of Standards Circular 460, Publications of the National Bureau of Standards, 1901 to June 1947 (\$1.25), and the Supplement to National Bureau of Standards Circular 460, July 1947 to June 1957 (\$1.50), and Miscellaneous Publication 240, July 1957 to June 1960 (includes Titles of Papers Published in Outside Journals 1950 to 1959) (\$2.25); available from the Superintendent of Documents, Government Printing Office, Washington, D.C., 20402.

NATIONAL BUREAU OF STANDARDS REPORT

NBS PROJECT

NBS REPORT

0201-20-02113

December 1963

8155

Interlaboratory Intercomparisons

of

60-Watt Incandescent Lamps

by

Velma I. Burns
Photometry and Colorimetry Section
Metrology Division

IMPORTANT NOTICE

NATIONAL BUREAU OF STANDARDS
for use within the Government. Before
and review. For this reason, the pub-
lic whole or in part, is not authorized
Bureau of Standards, Washington 25
the Report has been specifically prep-

Approved for public release by the
director of the National Institute of
Standards and Technology (NIST)
on October 9, 2015

counting documents intended
subjected to additional evaluation
of this Report, either in
the name of the Director, National
Government agency for which
for its own use.



U. S. DEPARTMENT OF COMMERCE
NATIONAL BUREAU OF STANDARDS

Interlaboratory Intercomparison
of
60-Watt Incandescent Lamps

Abstract

A group of eleven 60-watt incandescent lamps were measured by each of nine laboratories. The voltage across each lamp was held at 115.0 volts while the luminous flux and current were measured. The results of the measurements made by the individual laboratories and an analysis of the results are given in this report.

I. Introduction

This intercomparison was undertaken to determine the uniformity of measurements on 60-watt incandescent lamps made at the participating laboratories. The laboratories participating and the order of reading are as follows:

1. National Bureau of Standards
2. Electrical Testing Laboratories
3. Duro Test
4. Westinghouse
5. Champion
6. Sylvania
7. El Tronics
8. General Electric
9. Verd-A-Ray

El Tronics measured the lamps twice and the values reported here are the averages of the two values they reported for each quantity. The National Bureau of Standards measured the lamps before and after the other laboratories measured them. There was no significant difference between the two sets of measurements. This indicates there was no significant change in the lamps during the measurements. The values reported here for the National Bureau of Standards are the averages of the two sets of measurements.

Each laboratory followed its own customary procedure in making the measurements. In each laboratory the lamp voltage was held constant at 115.0 volts while the luminous flux and current were measured.

II. Results of Measurements

The results reported are given in Tables 1 through 6. The averages reported for each lamp and for each laboratory are also given. The difference, Δ , between the average for each laboratory and the average for all laboratories for all the lamps is also given in the tables.

III. Analysis of the Results

An analysis of the results of the measurements has been made following a modification of the method described by W. J. Youden (1), (2) and (3). The modification is described in National Bureau of Standards Report No. 6605, Interlaboratory Intercomparisons of 32-watt T12 Cool-White Circline Lamps, and Report No. 6698, Interlaboratory Intercomparisons of 40-watt T12 Cool-White Fluorescent Lamps. The analysis is shown on the following graphs. The point representing the measurements of an individual laboratory is designated by the first or first and second letter in the name of the laboratory. The point representing the average of all laboratories is designated by the letter A.

(1) Graphical Diagnosis of Interlaboratory Test Results, Industrial Quality Control, Vol. XV, No. 11, May 1959.

(2) Product Specifications and Test Procedures, Industrial and Engineering Chemistry, Vol. 50 page 914, October 1958.

(3) Circumstances Alter Cases, Industrial and Engineering Chemistry, Vol. 50 page 77A, December 1958.

Table 1.

Luminous Flux in Lumens

<u>Lamp No.</u>	<u>NBS</u>	<u>ETL</u>	<u>Duro T</u>	<u>West</u>	<u>Syl</u>	<u>El Tronics</u>	<u>GE</u>	<u>Verd-A-R</u>	<u>Champ</u>	<u>Ave</u>
BS8337	772	763	775	773	778	776.0	773	785	766	773.4
8340	741	740	744	740	760	744.9	738	745	739	743.5
8341	795	787	731	797	795	798.9	796	804	788	788.0
8344	774	765	775	775	778	777.1	772	789	765	774.5
8345	771	764	775	772	779	774.4	771	774	765	771.7
8346	770	765	774	771	777	772.8	770	779	767	771.8
8347	776	774	780	780	782	779.4	776	782	772	777.9
8348	758	755	764	758	764	761.1	758	772	754	760.5
BS6557	760	755	763	758	764	761.6	762	761	754	759.8
6558	778	777	783	776	782	777.8	776	780	773	778.1
6559	728	721	731	728	732	731.4	725	732	725	728.2
	<u>765.7</u>	<u>760.5</u>	<u>763.2</u>	<u>766.2</u>	<u>771.9</u>	<u>768.7</u>	<u>765.2</u>	<u>773.0</u>	<u>760.7</u>	<u>766.1</u>
Δ	- .4	-5.6	-2.9	+ .1	+5.8	+2.6	- .9	+6.9	-5.4	:
%Δ	.05	.73	.38	.01	.76	.34	.12	.90	.70	

Table 2.

Current in Amperes

<u>Lamp No.</u>	<u>NBS</u>	<u>ETL</u>	<u>Duro T</u>	<u>West</u>	<u>Syl</u>	<u>El Tronics</u>	<u>GE</u>	<u>Verd-A-R</u>	<u>Champ</u>	<u>Ave</u>
BS8337	.5328	.5330	.532	.5327	.534	.531	.5334	.532	.532	.5325
8340	.5283	.5292	.528	.5287	.532	.528	.5286	.529	.528	.5289
8341	.5386	.5370	.538	.5388	.538	.539	.5396	.538	.539	.5384
8344	.5337	.5336	.533	.5337	.534	.532	.5340	.534	.533	.5334
8345	.5334	.5332	.533	.5337	.534	.532	.5338	.533	.533	.5332
8346	.5292	.5294	.528	.5294	.530	.528	.5294	.529	.529	.5290
8347	.5304	.5302	.530	.5307	.531	.530	.5304	.530	.530	.5303
8348	.5318	.5318	.532	.5317	.533	.530	.5344	.530	.532	.5319
BS6557	.5286	.5296	.528	.5287	.529	.528	.5288	.529	.529	.5287
6558	.5318	.5321	.531	.5317	.532	.530	.5322	.530	.532	.5314
6559	.5240	.5236	.523	.5240	.525	.523	.5242	.526	.523	.5240
	<u>.5311</u>	<u>.5312</u>	<u>.5305</u>	<u>.5313</u>	<u>.5320</u>	<u>.5301</u>	<u>.5317</u>	<u>.5309</u>	<u>.5309</u>	<u>.5311</u>
Δ	.0000+	.0001	- .0006	+ .0002+	.0009	- .0010	+ .0006	- .0002	- .0002	
%Δ	0	.02	.11	.04	.17	.19	.11	.04	.04	

Table 3.

Lumens per Watt

<u>Lamp No.</u>	<u>NBS</u>	<u>ETL</u>	<u>Duro T</u>	<u>West</u>	<u>Syl</u>	<u>El Tronics</u>	<u>GE</u>	<u>Verd-A-R</u>	<u>Champ</u>	<u>Ave</u>
BS8337	12.60	12.45	12.67	12.62	12.67	12.70	12.57	12.83	12.52	12.63
8340	12.20	12.16	12.25	12.17	12.42	12.28	12.11	12.25	12.17	12.22
8341	12.84	12.74	11.82	12.86	12.85	12.90	12.80	12.99	12.71	12.72
8344	12.61	12.47	12.64	12.63	12.67	12.71	12.55	12.85	12.48	12.62
8345	12.57	12.46	12.64	12.58	12.69	12.66	12.53	12.63	12.48	12.58
8346	12.65	12.57	12.25	12.66	12.75	12.72	12.61	12.61	12.61	12.63
8347	12.72	12.69	12.80	12.78	12.81	12.80	12.69	12.83	12.67	12.75
8348	12.39	12.34	12.49	12.40	12.46	12.48	12.36	12.67	12.32	12.43
NBS6557	12.50	12.40	12.57	12.47	12.56	12.53	12.49	12.51	12.39	12.49
6558	12.72	12.70	12.82	12.69	12.78	12.76	12.66	12.80	12.63	12.73
6559	12.08	11.97	12.15	12.08	12.12	12.16	11.99	12.10	12.06	12.08
Ave	12.53	12.45	12.46	12.54	12.62	12.61	12.49	12.66	12.46	12.54
Δ	-.01	-.09	-.08	-.00	+.08	+.07	-.05	+.12	-.08	
% Δ	.08	.72	.64	0	.64	.56	.40	.96	.64	

Figure 1

Lumens

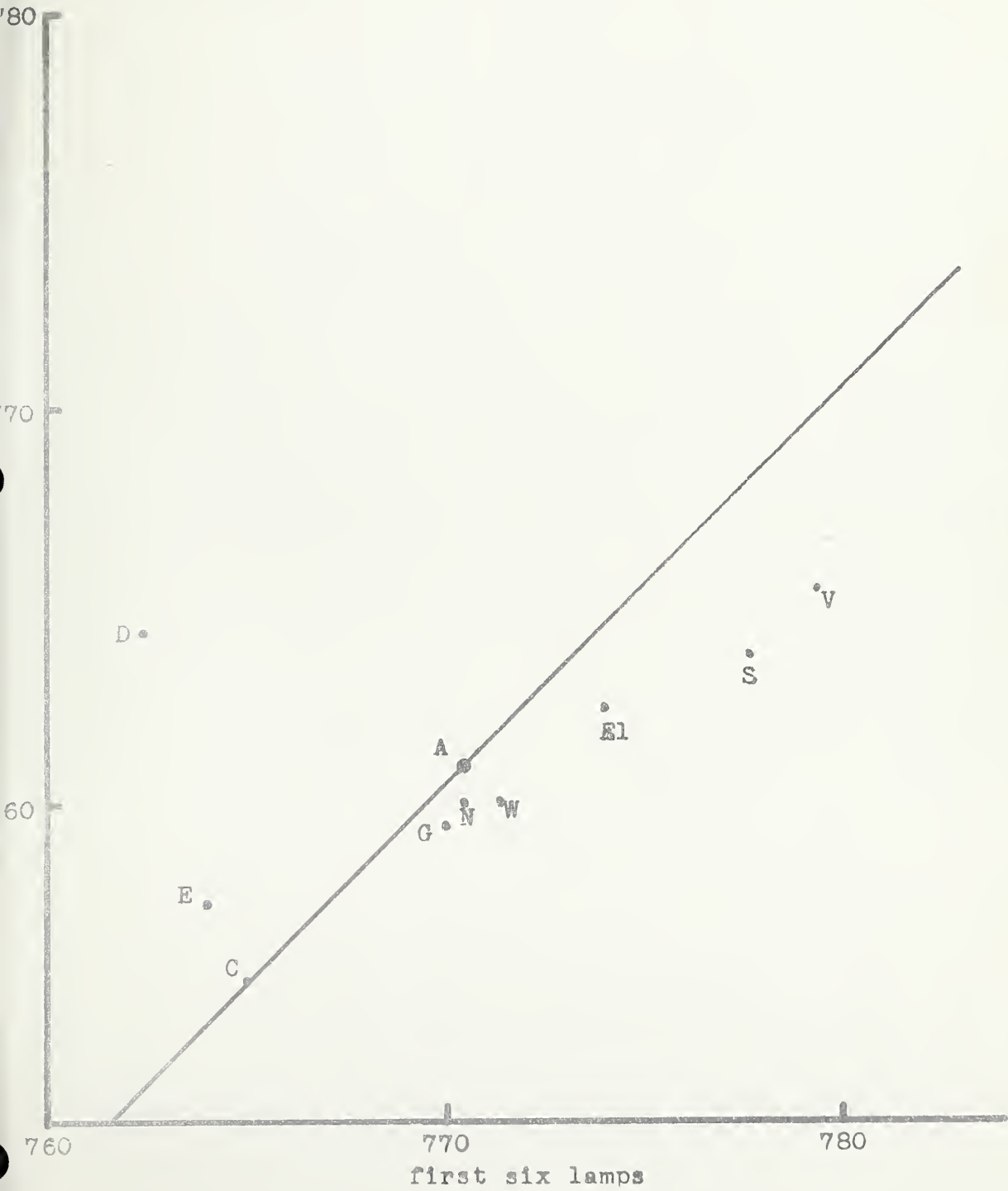


Figure 2

Amperes

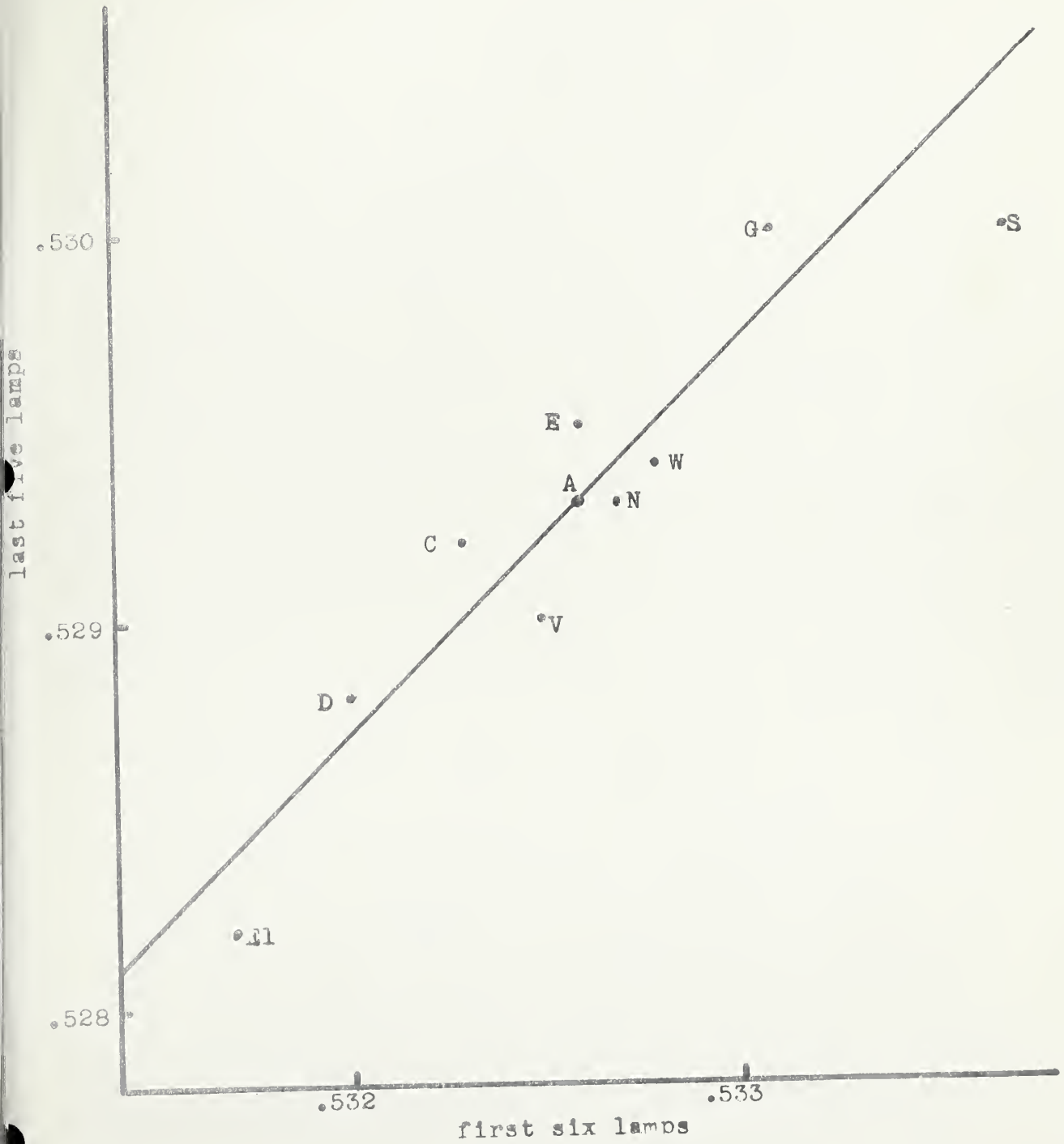
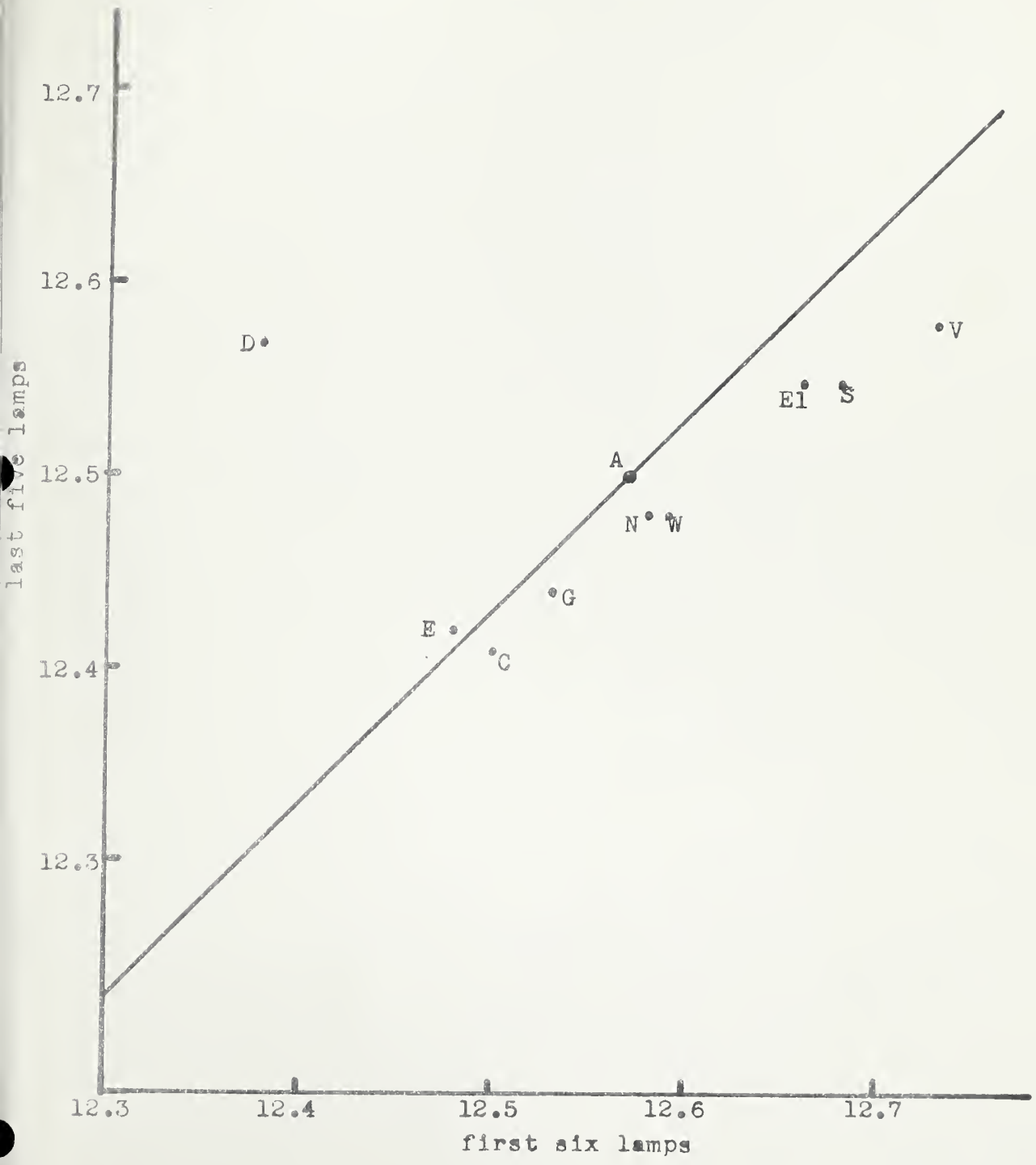


Figure 3
Lumens per Watt



THE NATIONAL BUREAU OF STANDARDS

The scope of activities of the National Bureau of Standards at its major laboratories in Washington, D.C., and Boulder, Colorado, is suggested in the following listing of the divisions and sections engaged in technical work. In general, each section carries out specialized research, development, and engineering in the field indicated by its title. A brief description of the activities, and of the resultant publications, appears on the inside of the front cover.

WASHINGTON, D. C.

Electricity. Resistance and Reactance. Electrochemistry. Electrical Instruments. Magnetic Measurements. Dielectrics. High Voltage. Absolute Electrical Measurements.

Metrology. Photometry and Colorimetry. Refractometry. Photographic Research. Length. Engineering Metrology. Mass and Volume.

Heat. Temperature Physics. Heat Measurements. Cryogenic Physics. Equation of State. Statistical Physics.

Radiation Physics. X-ray. Radioactivity. Radiation Theory. High Energy Radiation. Radiological Equipment. Nucleonic Instrumentation. Neutron Physics.

Analytical and Inorganic Chemistry. Pure Substances. Spectrochemistry. Solution Chemistry. Standard Reference Materials. Applied Analytical Research. Crystal Chemistry.

Mechanics. Sound. Pressure and Vacuum. Fluid Mechanics. Engineering Mechanics. Rheology. Combustion Controls.

Polymers. Macromolecules: Synthesis and Structure. Polymer Chemistry. Polymer Physics. Polymer Characterization. Polymer Evaluation and Testing. Applied Polymer Standards and Research. Dental Research.

Metallurgy. Engineering Metallurgy. Metal Reactions. Metal Physics. Electrolysis and Metal Deposition.

Inorganic Solids. Engineering Ceramics. Glass. Solid State Chemistry. Crystal Growth. Physical Properties. Crystallography.

Building Research. Structural Engineering. Fire Research. Mechanical Systems. Organic Building Materials. Codes and Safety Standards. Heat Transfer. Inorganic Building Materials. Metallic Building Materials.

Applied Mathematics. Numerical Analysis. Computation. Statistical Engineering. Mathematical Physics. Operations Research.

Data Processing Systems. Components and Techniques. Computer Technology. Measurements Automation. Engineering Applications. Systems Analysis.

Atomic Physics. Spectroscopy. Infrared Spectroscopy. Far Ultraviolet Physics. Solid State Physics. Electron Physics. Atomic Physics. Plasma Spectroscopy.

Instrumentation. Engineering Electronics. Electron Devices. Electronic Instrumentation. Mechanical Instruments. Basic Instrumentation.

Physical Chemistry. Thermochemistry. Surface Chemistry. Organic Chemistry. Molecular Spectroscopy. Elementary Processes. Mass Spectrometry. Photochemistry and Radiation Chemistry.

Office of Weights and Measures.

BOULDER, COLO.

CRYOGENIC ENGINEERING LABORATORY

Cryogenic Processes. Cryogenic Properties of Solids. Cryogenic Technical Services. Properties of Cryogenic Fluids.

CENTRAL RADIO PROPAGATION LABORATORY

Ionosphere Research and Propagation. Low Frequency and Very Low Frequency Research. Ionosphere Research. Prediction Services. Sun-Earth Relationships. Field Engineering. Radio Warning Services. Vertical Soundings Research.

Troposphere and Space Telecommunications. Data Reduction Instrumentation. Radio Noise. Tropospheric Measurements. Tropospheric Analysis. Spectrum Utilization Research. Radio-Meteorology. Lower Atmosphere Physics.

Radio Systems. Applied Electromagnetic Theory. High Frequency and Very High Frequency Research. Frequency Utilization. Modulation Research. Antenna Research. Radiodetermination.

Upper Atmosphere and Space Physics. Upper Atmosphere and Plasma Physics. High Latitude Ionosphere Physics. Ionosphere and Exosphere Scatter. Airglow and Aurora. Ionospheric Radio Astronomy.

RADIO STANDARDS LABORATORY

Radio Standards Physics. Frequency and Time Disseminations. Radio and Microwave Materials. Atomic Frequency and Time-Interval Standards. Radio Plasma. Microwave Physics.

Radio Standards Engineering. High Frequency Electrical Standards. High Frequency Calibration Services. High Frequency Impedance Standards. Microwave Calibration Services. Microwave Circuit Standards. Low Frequency Calibration Services.

Joint Institute for Laboratory Astrophysics-NBS Group (Univ. of Colo.).

