



A11104 288901

A UNITED STATES  
DEPARTMENT OF  
COMMERCE  
PUBLICATION



NBS  
PUBLICATIONS

**NSRDS—NBS 36**



# Critical Micelle Concentrations of Aqueous Surfactant Systems

U.S.  
DEPARTMENT  
OF  
COMMERCE  
National  
Bureau  
of  
Standards



[illegible]

**GAYLORD**

PRINTED IN U.S.A.







## Critical Micelle Concentrations of Aqueous Surfactant Systems

Pasupati Mukerjee

University of Wisconsin

School of Pharmacy

Madison, Wisconsin 53706

and

Karol J. Mysels

R. J. Reynolds Tobacco Co.

Winston-Salem, North Carolina 27102

This compilation was prepared under contract for the  
Office of Standard Reference Data  
National Bureau of Standards  
Washington, D.C. 20234



### NSRDS-NBS 36

Nat. Stand. Ref. Data Ser., Nat. Bur. Stand. (U.S.), 36,227 pages (Feb. 1971)

CODEN: NSRDA

© 1970 by the Secretary of Commerce on Behalf of the United States Government

Issued February 1971

MAY 17 1971

160740

QC100

.L573

No. 46

1971

Copy 2.

## Contents

	Page
Foreword.....	v
1. Introduction.....	1
2. How to use the tables.....	3
3. Usefulness of CMC value.....	4
4. Evaluation.....	6
5. Methods of determining CMC's.....	8
6. Reasons for methodical differences between CMC determination.....	11
7. Scope of this collection.....	18
8. Methods and techniques in the collection of data.....	19
9. Text references.....	20
Structural indexes of compounds with keys to compound numbers.....	23
Part 1 grouped by charge.....	24
Part 2 surfactants grouped by charge and head groups.....	30
Part 3 grouped by structure of hydrophobic part.....	37
Part 4 polyoxyethylenes grouped by distribution of heads.....	43
Part 5 ionics grouped by counterion.....	46
Part 6 commercial names and ill defined structures.....	50
Table of recommended and selected critical micelle concentrations.....	51
Complete table of critical micelle concentration values.....	66
Index of additives giving compound numbers.....	186
Index to references by additives.....	188
Index to compounds by references.....	191
Index to references by methods.....	195
Author index.....	197
List of references.....	213
Symbols and abbreviations.....	222



## FOREWORD

The National Standard Reference Data System provides effective access to the quantitative data of physical science, critically evaluated and compiled for convenience, and readily accessible through a variety of distribution channels. The System was established in 1963 by action of the President's Office of Science and Technology and the Federal Council for Science and Technology, with responsibility to administer it assigned to the National Bureau of Standards.

The System now comprises a complex of data centers and other activities, carried on in academic institutions and other laboratories both in and out of government. The independent operational status of existing critical data projects is maintained and encouraged. Data centers that are components of the NSRDS produce compilations of critically evaluated data, critical reviews of the state of quantitative knowledge in specialized areas, and computations of useful functions derived from standard reference data. In addition, the centers and projects establish criteria for evaluation and compilation of data and make recommendations on needed improvements in experimental techniques. They are normally closely associated with active research in the relevant field.

The technical scope of the NSRDS is indicated by the principal categories of data compilation projects now active or being planned: nuclear properties, atomic and molecular properties, solid state properties, thermodynamic and transport properties, chemical kinetics, and colloid and surface properties.

The NSRDS receives advice and planning assistance from the National Research Council of the National Academy of Sciences-National Academy of Engineering. An overall Review Committee considers the program as a whole and makes recommendations on policy, long-term planning, and international collaboration. Advisory Panels, each concerned with a single technical area, meet regularly to examine major portions of the program, assign relative priorities, and identify specific key problems in need of further attention. For selected specific topics, the Advisory Panels sponsor subpanels which make detailed studies of users' needs, the present state of knowledge, and existing data resources as a basis for recommending one or more data compilation activities. This assembly of advisory services contributes greatly to the guidance of NSRDS activities.

The NSRDS-NBS series of publications is intended primarily to include evaluated reference data and critical reviews of long-term interest to the scientific and technical community.

LEWIS M. BRANSCOMB, *Director.*





# Critical Micelle Concentrations of Aqueous Surfactant Systems

Pasupati Mukerjee\* and Karol J. Mysels\*\*

Critical micelle concentrations (CMC's), have been collected, organized and evaluated. The literature has been scanned for numerical values from 1926 up to and including 1966. In addition, over 800 values, hitherto available only in graphical form or implied in experimental data, have been extracted from the publications and are included. Close to 5,000 entries, based on 333 references, dealing with 720 compounds are tabulated in the main tables. Whenever available, the temperature, any additives present, the method of determination and the literature source are given for each CMC value and an indication of the apparent quality of the preparation and method used are included. A shorter table gives selected values which are believed to be particularly reliable, including highly accurate ones. Among these, concordant values from at least two independent laboratories are emphasized.

Included in the Introduction is a general discussion of the importance and significance of CMC values and of methods for their determination, as well as a summary of the procedures used in the collection, evaluation and presentation of these values in the present work. Extensive indexes are provided.

Key words: Association colloid; bibliography; CMC; colloid; colloidal electrolyte; critical concentration; critical micelle concentration; detergent; hydrophobic bonding; Krafft point; long chain compounds; micelle; paraffin chain salts; selected values; soap; solubilization; standard values; surface active agents; surface chemistry; surface tension; surfactant.

## 1. Introduction

Critical micelle concentrations are here to stay! This conclusion is evident from figures 1 to 3 which are based on the literature used in this work. They show a continuing growth since the middle thirties in the number of articles appearing each year which contribute new values and in the number of new values reported. The number of new values per article seems to have passed its peak, which suggests more careful and critical work in recent years.

The reason for this growth is that a critical micelle concentration (CMC) is probably the simplest means of characterizing the colloid and surface behavior of a surfactant solute, which in turn determines its industrial usefulness and biological activity, and gives a measure of the structurally interesting solute-solvent and solute-solute interactions. However, these published CMC values are widely scattered through the literature—we have consulted 87 different publications—and vary greatly in quality from clearly erroneous data to highly accurate values.

Furthermore, some of the existing values are clearly tabulated, but others—often the best ones—are hidden in graphs, or even in tabulations of some

measured property such as conductivity. These require considerable effort and judgment to retrieve. Frequently, the quality of the work cannot be judged without consultation of several references and intercomparison with other pertinent publications. Hence, much of the literature is not now readily accessible or useful to those interested in learning what has been established thus far.

The primary purpose of this publication is to provide a list of values in which the user can place high confidence. In the process of obtaining these, we had to make a survey, as complete as possible, of all available values. To present the results of this survey so as to make both the literature and the results contained therein readily available became, therefore, a secondary objective. Perhaps the best evidence for the usefulness of this effort is that nearly two-thirds of the best data reported herein were not previously directly available in the literature but required at least some, and often quite extensive, interpretation of a publication or individual correspondence.

The book itself is divided into four parts:

(1) The Table of Recommended and Selected Values lists the values we believe to be most reliable. They contain further guides to the quality of the data.

\*Present address: University of Wisconsin, Madison, Wisconsin 53706.

\*\*Present address: Gulf General Atomic, Inc., P.O. Box 608, San Diego, California 92112.



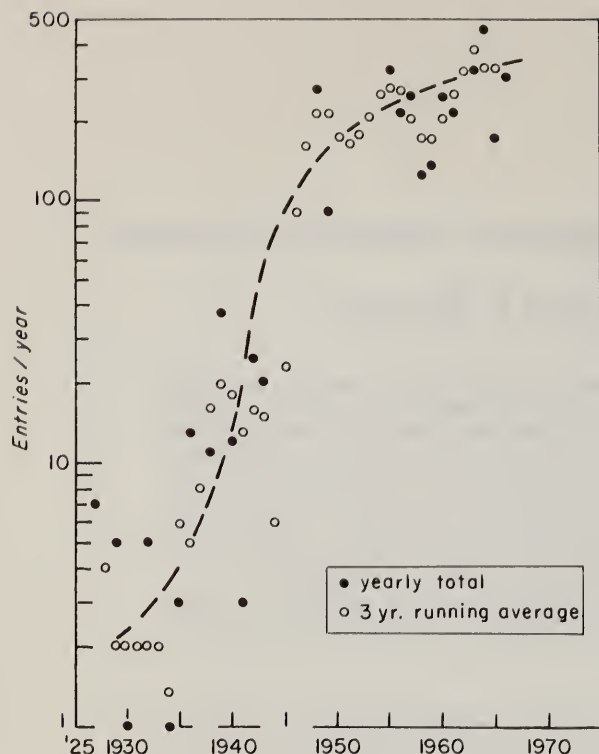


FIGURE 1. Number of entries for the complete tables originating within each year from 1927 to 1966.

There are no entries in 1928, 1931, 1933, 1934, 1937 and 1945.

(2) The Complete Table contains all values found which were published through 1966.

(3) Several indexes and lists, particularly the compound indexes, should permit the reader to find any desired compound or its closest analogs, give him the meaning of any abbreviation or symbol, and also guide him to the pertinent literature.

(4) The Introduction discusses the thoughts that went into the collection, evaluation, and presentation of the data. A glance at "How to Use These Tables" may be helpful before consulting them.

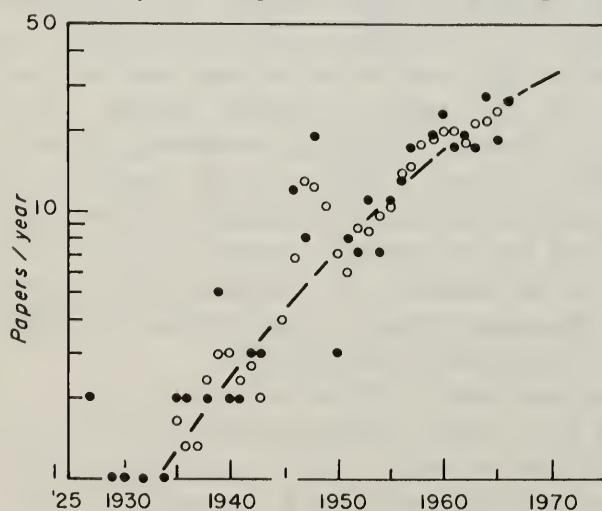


FIGURE 2. Number of papers containing at least one entry for the complete tables originating within a given year.

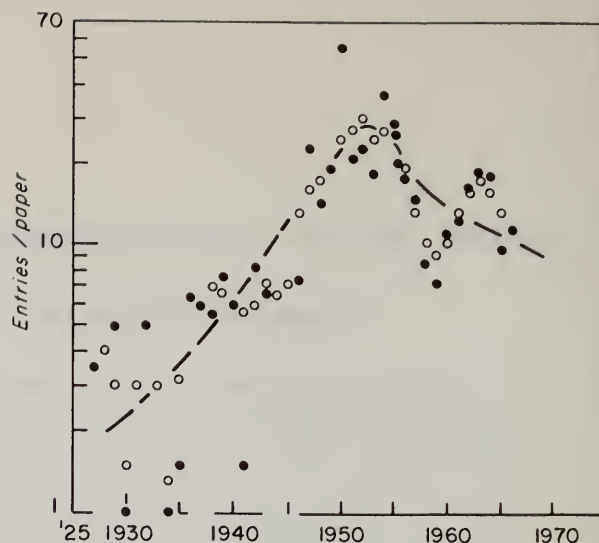


FIGURE 3. Average number of entries per paper containing at least one entry within a given year and within a three year period.

The largest number of entries from a single paper was 167, from reference 55004.

We hope that this work will make us more friends than enemies. We tried to be objective in the evaluation of the data, but some errors and personal prejudices are unavoidable. Our evaluation procedure of the individual data is described in the introduction, which contains also general considerations about the validity and significance of the various methods of determination.

We are grateful to many who have helped us in this work. Close to a hundred authors have responded to our request for reprints and many have provided additional comments, data, and interpretations. Dr. Edward L. Brady was most helpful in getting us started properly in the task of handling this multitude of data. Dr. H. J. White's patience and cooperation are greatly appreciated. The extensive computer handling of the data was made possible by the free availability of the data processing facilities of the R. J. Reynolds Tobacco Co., and the programming skill and understanding of Mr. Bill Donovan. Several secretaries have been involved in the careful verification of the hundreds of thousands of bits of information recorded. Mrs. Jerry Wilson and Miss Judy Tate were particularly involved in the final stages. The work leading to this publication was begun in 1964 at the University of Southern California under contract with the National Bureau of Standards and continued there until September 1966 when the authors transferred to their present connections with the University of Wisconsin, where the support of the National Bureau of Standards continued, and the R. J.

Reynolds Tobacco Co. Clearly, the resources of these three institutions made the completion of our work possible.

## 2. How to Use the Tables

This section presents a brief guide to the admittedly complicated arrangement of the tables. Space and computer requirements dictated much of this complexity; some is inherent in the dissimilarity of the compounds and the variety of conditions used for CMC determinations. The guide is arranged to answer a series of questions which may be raised by readers.

*How do I find the compound I am interested in?* In the tables the compounds are arranged in numerical order by arbitrary "Compound Numbers." To find this number you must go through the "Compound Index" in which the listed compounds are arranged by structure. There are five parts to this index (plus an alphabetical one for commercial names) and in each the compounds are listed according to different structural properties. These arrangements are described on the first page of the compound index (p. 23).

*What can I do if my compound is not listed?* The indexes will lead you to the most closely related compounds that are listed. These should permit you to make a good guess by interpolation and extrapolation.

*How do I learn about the effect of an additive?* The names of additives are abbreviated (if the abbreviation is not clear, its meaning can be found in the list on p. 222). Surfactant additives are indicated by their "Compound Number." For each compound, CMC values in the presence of additives are listed after the simple (surfactant-water) system in alphabetical order of the abbreviations. This is followed by systems with two additives and then by those with three additives.

*What if the additive is not listed with my compound?* The additive index shows all the compounds reported for any additive. You may find some useful analogies in this way.

*What is the effect of temperature?* Within each system (compound-additive(s)) the values are arranged by increasing temperature. By checking the author, or better the reference column, you can locate groups of values that were obtained specifically to show the effect of temperature (which is often small).

*Which are the "good" CMC values?* The shorter tables beginning on page 51 contain the "Selected" and "Recommended" values (15% of all reported values). Those that carry a "1" in the last column have been independently confirmed and should be highly reliable (to 1.5%, keeping in mind that different methods can give significantly different values—cf. p. 11). Those marked "2" are of the same apparent quality but lack confirmation. Among those marked "D" for each system, there is probably one that is as good as those of the preceding categories, but we do not know which. The many marked "3" do not seem to be in the same class but should be good to 10 percent.

*What do I find in the long tables?* These tables beginning on page 66 contain all the "Recommended and Selected" values plus all the others that we have located. In a number of cases, indicated by "R" in the last column, we make references to the literature where additional data or calculated values may be found or to warn the reader that the values are duplicates of those already listed or are in error. The bulk of the values carry an "L" in the last column. These may be useful and some may be excellent but we could not "recommend" or "select" them for a variety of reasons. Some clue to these reasons may be found in the "quality" column.

*What is the "quality" column?* In this column the first letter refers to the material and the second to the measurement. The meaning of the letters may be found on page 6. In general the quality decreases in alphabetical order. It represents our opinion after a careful study of the reference.

*Are there more data in the literature?* Our search does not cover anything published in 1967 or later (including the 1964 Congress of Surface Activity which did not appear in print until 1968). There are also older references that we may have overlooked. All the references within this field that we have scanned are listed in the literature index starting on page 213 whether they have yielded any entries or not. We would like to be informed of overlooked articles. Some of the literature scanned does contain data which, if properly interpreted, could lead to a CMC value which is not included. We have made such interpretations in many hundreds of cases, but not always. However, if a CMC value was mentioned as such in the article, we have tried to include it in all cases.

*What are those various "methods"?* The "method" column contains generally an abbreviation of the



method by which the CMC value was obtained. These methods are discussed briefly (and their abbreviations given) on pages 8 to 11. The "methods index" lists the references which have used each. These references should be consulted for details.

Occasionally the methods column contains information about the literature or a cross-reference. This is only the case when the entry does not give a CMC value.

*In what units are the CMC's?* We have followed the references except for order of magnitude conversions (e.g., from millimoles to moles) and as a result have a large number of units. The meaning of the abbreviations is given on page 222 and in the footnote to the table. For noncommercial compounds, for which a molecular weight is likely to have meaning, we have added a value in moles (per liter or kg of solution or kg of solvent) when the corresponding weight concentration of the compound was given. This was done by the computer on the basis of the molecular weight listed for the compound which in turn was also obtained by the computer from a structural or empirical formula of the compound. The value is printed by itself on a separate line below the value given by the author and is characterized by "M" in the "source" column.

*What units are used for additives?* The same units and symbols as for CMC's plus a number of others, including such peculiar ones as pH, again following the authors. In addition, we have used the additive columns to record certain special conditions such as pressure. The meaning of the abbreviations is listed on page 222. For additives we have not made any conversions to mole units.

*What compound nomenclature is used?* We have generally followed the first author whom we encountered dealing with the particular compound in the hope that this will also be the most common and understandable name. In case of ambiguity or some exotic names, we have added an alternative name or a formula in parentheses.

*Are there any values for solvents other than water?* If the solvent is a mixed one including water, the other components have been considered as additives. Nonaqueous systems have not been included for reasons discussed on page 18 with the exception of D<sub>2</sub>O which is treated as an additive at 100 mole percent concentration!

*What is the meaning of "source"?* This column serves to indicate in what way the pertinent CMC value was obtained by us. The meaning of the abbreviations is listed on page 222. In some cases the

reader can check our listing directly or after carefully reading a graph or replotting some numerical data. In a few cases, however, our listing is based not only on what appears in the article but on correspondence or conversation with the authors. In this case an L in the source column is given. We have not included, however, values made available to us privately which did not have a basis in the published literature.

*Where do these CMC's come from?* The exact reference may be found in the Reference index starting on page 213 through the number in the "reference" column of each entry. However, much information can be obtained from this number itself since the first two digits give the year of publication and from the "authors" column which carries the first four letters of the name of the author or two of the authors of that publication. Particularly for those familiar with the field, this should often permit identification of the reference.

*Are the numbers of digits really significant?* Not in the great majority of entries. We have again followed the authors for the sake of the record and it is clear that most authors paid no attention whatsoever to the rules pertaining to significant figures. A better idea of the precision of the values is given by our "quality" rating of the method (second letter). See page 6 for the approximate meaning of these letters. When the value quoted is obtained by ourselves from published graphs, etc., the significant figures refer to how well these graphs could be read or interpreted without digging further into the uncertainties of the experiment.

### 3. Usefulness of CMC Value

The expression critical micelle concentration (CMC), as will be discussed later, is slightly misleading because of the use of the singular form of the noun "concentration." The formation of micelles from the constituent monomers involves a rapid, dynamic, association-dissociation equilibrium. Experimentally, it is found, in accord with the expectations from such equilibria, that micelles are undetectable in dilute solutions of the monomers, and become detectable over a narrow range of concentrations as the total concentration of solute is increased, above which nearly all additional solute material forms micelles. The concentration at which the micelles become first detectable depends on the sensitivity of the experimental probe used. The concentration range over which

the fraction of additional solute which forms micelles changes from nearly zero to nearly unity depends on such factors as the number of monomers in the micelle, the chain length of the monomer, the properties of counterions and other details affecting the monomer-micelle equilibrium. An approximate rule is that the higher the CMC value, the broader is the concentration range over which this transition takes place, in absolute value as well as in relative value in comparison to the CMC. Since different experimental methods may reflect this transition to different extents, some systematic variations in operationally defined CMC's are expected, as discussed in more detail later (p. 11).

Nevertheless, in spite of these various sources of uncertainty in defining and pinpointing the CMC exactly, the range of uncertainty is often no more than  $\pm 1$  to 2 percent of the CMC value. Thus, the CMC is a quantity which can be, and often is, determined experimentally to a much higher precision and accuracy than nearly any other property which is characteristic of solutions of surface-active agents, a point we would like to emphasize strongly. For comparative purposes, in careful work, the precision is often within  $\pm 1$  percent.

The usefulness of CMC values in various qualitative and quantitative investigations involving surfactant solutions arises basically from the fact that the surface and interfacial activity of the amphipathic (polar-nonpolar) monomers is closely reflected in the value of the CMC. The tendency to form micelles arises mainly from the presence of a hydrophobic part in the amphipathic monomers. The role of the hydrophilic part, nonionic, zwitter-ionic, or ionic (with associated counterions), which is essential for conferring enough of a solubility to the hydrocarbon chain so that CMC values can be reached or exceeded, is essentially a negative one as far as the stability of micelles is concerned. The same factors are involved qualitatively in the surface activity of the monomers, irrespective of whether the surface is an air-water interface, oil-water interface, or a nonpolar solid-water interface. There is thus an excellent correspondence between the adsorbability of the monomers, their ability to reduce surface and interfacial tensions, and the value of the CMC [1, 2].<sup>1</sup> The more surface active the monomer is, the higher is the tendency to form micelles and the lower the CMC value. Since above the CMC the monomer activity rises only very

slowly, the CMC is also a measure of the concentration at which the thermodynamic activity of the monomer and, therefore, its net surface activity and adsorbability to various substrates, level off to nearly constant values [1-3]. In closely comparable systems, particularly if the hydrophilic moiety of the monomer is kept the same and the hydrophobic part is varied, there is a considerable similarity in the amount of adsorption to air-water and oil-water interfaces at concentrations close to the CMC. It is thus often possible to obtain rough estimates of equilibrium monolayer concentrations from the CMC values in homologous systems [1-3].

Since adsorption from surfactant solutions is involved in widely ranging systems of technical importance such as foams, froths, emulsions, suspensions, and surface coatings, CMC values are important in a wide variety of industrial operations [4, 5].

In striking contrast to monomers, the micelles, which have a hydrophilic exterior, are not surface-active. As a result, above the CMC, excepting in some cases where small micelles form and the monomer activity increases appreciably, the surface and interfacial tensions decrease very little [1, 2, 6]. The CMC, therefore, indicates the concentration at which surface and interfacial tensions reach, approximately, their lowest values. Characteristic values at room temperature are often about 35 dyn/cm for surface tensions and 5 dyn/cm for interfacial tensions.

The CMC, of course, is the concentration at which the micelles make their first appearance. Micelles provide in many ways one of the most convenient systems available to study in depth the properties of colloids. As the properties of micelles depend on micelle-medium interactions and also micelle-micelle interactions, to understand the former without the latter complication, it is necessary to extrapolate properties of micelles to a point where micelle-micelle interactions become negligible. The corresponding extrapolation of preformed colloidal systems, such as polymers or proteins, which do not dissociate on extensive dilution, is made to "infinite dilution." For micellar properties, the CMC serves as a convenient point for extrapolation, i.e., "infinite dilution" for micelles. Just as binary protein-protein interactions (i.e., those involved in second virial coefficients) are experimentally determined from the slopes of curves as they approach infinite dilution, so in micellar

<sup>1</sup> Italicized figures in brackets indicate the literature references on page 20.



systems, the corresponding concentration range is the one just above the CMC [7-10].

In systems involving solubilization of an additional component or its distribution between the bulk solution and the micelle, the CMC again is a measure of the concentration at which such phenomena become first apparent. It will be discussed later that the addition of the third component may modify the CMC itself to some extent and, therefore, the CMC of the system in presence of the third component is the value to be used. The change in the CMC, however, is often small.

In situations where a quantitative estimate of the amount or concentration of micelles is desired, for example, in estimating solubilizing powers, or the effect of micelle concentrations on the chemical reactivities of constituent monomers or solubilized species, an area of research which is of considerable current interest [11-15], the CMC again serves the purpose of giving a rough estimate of the monomer concentration in the solution. The micelle concentration in equivalents, therefore, can be closely approximated as the total concentration minus the CMC.

For the quantitative study of the thermodynamics of the interactions involved in the monomer-micelle equilibrium, the CMC is of paramount importance [16-21]. Although considerable uncertainties still exist with regard to the proper means of estimating the charge effects in ionic micelles, for uncharged systems the CMC itself gives an approximate quantitative measure of the standard free energy of formation of micelles. These free energies and other derived thermodynamic quantities are of great potential and actual use in understanding hydrophobic interactions in general [22-24]. Such interactions are involved in a wide variety of biochemical phenomena, e.g., the stability, structure, conformation, and activity of proteins, enzymes, and membranes. With ionic micelles, as mentioned before, the calculation of thermodynamic quantities characterizing the various interactions is not on sure ground as yet. For comparison of related systems, however, e.g., in noting the effect of varying the chainlength, salt concentrations, or counterions, the CMC provides quite a good quantitative measure of the changes as they affect the monomer-micelle equilibrium [8, 18, 25].

## 4. Evaluation

An important part of this work is the evaluation of the data presented. We hope to guide the reader to those data that are most useful and reliable in our considered judgment and also to show him other values that exist in the literature so that he may make more easily his own evaluation. We also tried to indicate the relevant literature and data that we have considered but not used in final listings.

We divided our evaluation into two steps: one, which we may call the individual or preliminary evaluation; the other, the comparative evaluation. The former represents our opinion on the basis of the individual paper (and its references or related papers of the same author); the latter is based on intercomparison of all the available data for a given compound under the same, or closely related, conditions. The former was done as the work progressed over a period of three years, 1965-68, and, therefore, is subject to the drift and development of our ideas and skills during that time. The latter was done in a short period of time after all the data had been collected and sorted by the computer.

*Individual evaluation.* A preliminary separation involved the question whether a given CMC value should be reported in detail or not. Values which are indicated in the article as being duplicates of other published values are omitted completely. Others, however, which are clearly duplicates but not explicitly indicated as such by the authors, are mentioned as "VALUES FROM REF IN CMC," with the article from which they are taken listed in the column in which the CMC is normally found.

Values which could not be retrieved profitably, e.g., those in the form of small-scale graphs or summarizing equations, are indicated as "GRAPH DATA NOT RETRIEVED" and "SUMMARIZING EQN ONLY" for the reader who wishes to examine them himself. There are 41 entries in the former category and 22 in the latter.

Once a value was included explicitly, we attempted to evaluate the purity of the materials and the accuracy and precision of the method used. These were noted separately as reported in the "Quality" Rating columns. The meaning of the symbols is as follows:

MATERIAL	METHOD
A Highest purity—not likely to be significantly improved in the future	precise to about 1% accurate to 1.5%

B	Very pure but may still contain significant traces of impurities	precise to about 2% accurate to 3%
C	Purified but likely to contain significant impurities	precise to about 3% accurate to 5%
D	Compounds purified without special precautions against surfactant impurities	precise to about 10% accurate to 10%
E	Good quality mixture of head groups	order of magnitude
F	Good quality mixture of homologues	wrong
G	Not purified	likely presence of systematic errors of uncertain absolute and relative magnitude
H	Commercial surfactant material	
P	High purity claimed without supporting data	
Q		theoretically calculated
X	No information given	

These ratings should be taken with certain reservations, both because of the possibility of personal bias and of the frequent lack of all the information required to form a definite opinion, and the unavoidable lack of consistency over the four-year span during which they were being assigned. All that can be said is that they represent our best opinion at the time of a detailed reading of the article cited. Because the evaluation was individual, it is not surprising that upon later comparative evaluation, some values which were initially ranked high appeared more questionable or vice versa. Hence, the ratings are at best meaningful to plus or minus one category. We may mention, however, that during the final evaluation we frequently referred to the original papers, and only in two cases did we feel the need to change the preliminary ratings.

*Comparative Evaluation.* This evaluation was performed after all the data were collected and classified by the computer into the form of the "Complete CMC Listing" of this report. This permitted easy intercomparison of values reported for the same or similar systems. Each value was then assigned to one of a set of categories. This assignment also formed the basis for obtaining the "con-

firmed," "recommended," "disputed," and "selected" values for a separate listing.

The following categories were used:

1-Confirmed.—Values from at least two independent laboratories which are of good quality both with respect to materials and methods and which agree within the expected limit for a given method or between methods. These may be used with high confidence.

2-Recommended.—Values of the same quality as above but lacking independent confirmation.

D-Disputed.—These are values which seem as accurate as the preceding ones, but disagree by more than would permit them to be classified as "confirmed." It is likely that one of the values is correct but we did not have a firm basis for deciding which. In some cases correlation with values for other systems indicated a definite choice and the preferred value was assigned a "2," i.e., "recommended" rating, and remaining values were assigned the "L" or "literature" rating.

3-Selected.—These are values which do not appear to have the accuracy of the above categories but should still be of considerable utility. We feel that they are probably within 10 percent of the "true" value, as measured by the same approach. Their total number is less than 10 percent of all the entries, and they represent the next most reliable group after (1) and (2).

L—Literature.—This category includes the great majority of the values. They are provided for bibliographical completeness and because some readers may prefer any value—no matter how unreliable—to no value at all. Some of these values may be accurate, but there is insufficient information to certify that this is the case. Some will turn out to be off by orders of magnitude. In some cases where the literature provided *prima facie* evidence that the CMC value was erroneously assigned, we have indicated this by the statement "QUESTIONABLE CRITERION" in the "method" column.

P—Preferred.—Occasionally, widely differing values have been reported for what should be a single CMC. The reader's choice can generally be guided by the quality rank assignment to the compound and method. In a few cases we thought it advisable to indicate the preferred value by a P. These data did not qualify for one of the "selected" or "recommended" categories, but seem to be clearly preferable to the others.

R—Indicates a literature reference in which the reader may find a value not tabulated by us. A



statement in the "methods" column indicates whether the reason for omission is that we considered it a duplication (without explicit reference) of a value from another publication, or a value which could not or should not be listed.

X—Indicates a cross-reference within our tabulation and is used for mixed systems of surfactants which are reported only once under one compound but cross-referenced under the others.

In deciding about the probable accuracy of a CMC value we considered not only the details of the particular measurement but also the general validity and limitation of the method used. It may, therefore, be appropriate now to review briefly the multitude of these methods and then to consider some factors which guided us in judging their intrinsic accuracies.

## 5. Methods of Determining CMC's

Although abrupt changes in the concentration dependence of several properties of several surfactant solutions had been observed before the 1930's [26–28] and the concept of micelles in such solutions had been developed by McBain and co-workers [29, 30], the existence of a narrow concentration range, called "the critical concentration for micelles" [31], below which the solution contains negligible amounts of micelles and above which practically all additional surfactant is found in the form of additional micelles, was established by Bury and his coworkers [31, 32] and Hartley and his coworkers [33] in the early 1930's. Since that time, CMC determinations have multiplied and the results have been used in a variety of ways. The importance of a definite CMC value to which micellar properties could be extrapolated so as to give the infinite dilution behavior of micelles was emphasized by Debye soon after World War II [34].

In the process of collecting the present data we have distinguished 71 methods of determining the CMC, ranging from a few widely used ones to a few reported only once. These may be grouped as follows, with the numbers in parentheses giving the number of CMC's in this report for each method or group of methods. Experimental details of these methods may be found by following the references given for each in the index to methods.

The entry "METHOD NOT CITED" (128) in most cases refers to just that, when a CMC value appears with no further indication. In a few cases,

however, it results from the fact that the article is not clear as to which of two or three well-defined methods was used in determining each individual value. One or two of such cases deserved, in our opinion, enough confidence to be included among "selected" values.

Also in a special category is the THEORETICALLY ESTIMATED (5) entry which we included for completeness.

The other methods can be divided into two broad classes depending on whether another material is added to the system specifically for the purpose of the measurement (as opposed to an additive whose effect is being studied). They are at present all based on the study of a property of the system as some function of concentration and detection of a particularity, such as a change of slope or a discontinuity, at the CMC.

### *Methods Requiring No Additive*

1. SURFACE TENSION (940). This method of increasing popularity involves the measurement of surface tensions of solutions by a variety of methods which we did not attempt to classify (such as the du Nouy ring detachment method, the Wilhelmy plate equilibrium or detachment, drop weight or volume or shape). The data are generally plotted against the logarithm of concentration—LOG PLOT (843)—as the abscissa and the transition between a descending line (often assumed to be straight) and another one close to the horizontal is taken as the CMC. The data can also be plotted directly against the concentration—LINEAR PLOT (18)—in which case the curvature of the descending portion is much more marked and the transition less sharp. A MINIMUM (15) in the curve is now known to be due to the presence of a third component (contamination or products of hydrolysis) which is more surface active but removed from the surface by solubilization in the micelles above the CMC. It is sometimes reported as the CMC of the system. We have also encountered the UNSPEC (64) where no details are given. Interfacial tension methods are considered later among methods involving an additive.

A related method is based on the FOAMING POWER (2) of the solution. It is not clear at present how the changes in this property are related to the association of monomers into micelles.

2. Electric conductivity—COND or CONDUCTNCE (953)—is based on the measurement of the A-C electric resistances of the solutions. These can then be interpreted in terms of the specific



conductivity—SPECFC (386)—and plotted—GRAPH (343)—against concentration to give two almost straight lines whose intersection is the CMC or the data corresponding to each straight line can be summarized by equations—EQUATNS (43)—and the CMC obtained analytically. The data can also be converted to equivalent conductivity—EQUIV (352)—and the CMC obtained graphically—GRAPH (319)—usually plotting against the square root of concentration. Occasionally linear or cube root plots have been encountered. In much early work it was the first detected deviation—1ST DEVIATION (18)—that was reported as the CMC. As the CMC thus assigned depended clearly on the sensitivity of the method, this approach seems to have been abandoned. A few surfactants having low CMC's show a maximum of equivalent conductance in the CMC region. The origin of this maximum is not yet clear [34a] and in some cases the beginning of the rise—MAX BEGINING (10)—in others the MAXIMUM (5)—itself is reported as the CMC.

Some authors report averages—AVER (110)—of two of the above methods, namely specific and equivalent—SP EQUIV (104)—conductivities or of the beginning of the rise to the maximum and of specific conductance—COND BEGINING MAXIM (6). Some report results based on conductance without further details—UNSPEC (105).

The variation of electric conductance with frequency at high frequencies, the so-called WIEN EFFECT (1), is different for micelles and monomers and has been used to determine the CMC.

3. There is a variety of methods to investigate optical and spectroscopic properties of a solution, and they may be classified as follows:

(a) Measurements of scattered light—LITE SCATR or LIGHT SCATTER (317) depends on the measurement of the intensity of light at an angle, generally 90°, to the incident beam.

A plot of this intensity or of the turbidity of the solution (which is proportional to it) shows a low slope for dilute solutions and a steeper one above the CMC. The intersection of the two parts on a TURBIDITY PLT (291) gives the CMC. Debye has pointed out that the concentration above the CMC divided by the turbidity (or excess turbidity above that at the CMC) is close to a straight line. Conversely the CMC may be obtained by selecting the value which gives the best straight line on such a DEBYE PLT (25). In light scattering the exact

procedure was not indicated only once—UNSPEC (1).

(b) The CMC can be obtained from the change of slope of the REFRACTIVE INDEX (134) when plotted against concentration.

(c) The absorption spectrum of some surfactants is different when they are in micellar and in free form. Hence, plotting the absorbancy at a suitable wavelength can give a change of slope corresponding to the CMC. This MICELLAR SPECTRAL CHANGE (30) method should be distinguished sharply from the multitude of other spectral change methods in that it does not require any additive.

(d) Others. A CMC has been obtained by the change in the X-RAY DIFFRACTION (1) pattern but this method has a very low sensitivity and, therefore, precision. Another method using a spectroscopic technique which has been introduced after the closing of this survey involves shifts of nmr peaks.

4. Calorimetric methods used to obtain CMC's are those of SPECIFIC HEAT (4) and HEAT OF DILUTION (24).

5. Two colligative properties have been used. FREEZING POINT (14) lowering which gives the CMC at a single temperature, generally close to zero, determined by the nature of the solute and VAPOR PRESSURE LOWERING (38) generally measured with a so-called vapor pressure osmometer based on the temperature comparison of two droplets, one of solution, the other of solvent.

6. The abrupt increase of solubility with increasing temperature which occurs once the solubility reaches the CMC region is the basis of the KRAFT POINT SOLUBILITY (21) method. This change is sharpest when the logarithm of the solubility is plotted against the inverse absolute temperature. Often other plots or even single point experiments are used which have little or no value.

7. Several of what may be called transport properties have been used. They include:

(a) Measurements of the DIFFUSION COEFFICIENT (2) of the surfactant which gives, of course, an average of the very different mobilities of micelles and monomers and leads to a change of slope in a D versus C plot to give the CMC.

(b) The VISCOSITY (9) of the solution plotted as the specific viscosity  $[(\eta - \eta_0)/\eta_0]$  or as the reduced viscosity  $(\eta_{sp}/c)$  shows a change of slope at the CMC. A related method depends on an observed VISCOSITY MINIMUM (14) in the CMC region. This minimum probably results from a combination

of surface tension, contact angle, and viscosity effects in the capillary instrument used, so that its relation to the micelle formation is not clear.

(c) Measurements of STREAMING CURRENT (6) have been also used for determining the CMC and should perhaps be classified among methods requiring an additive since these electrokinetic phenomena depend on the adsorption on the solid involved which is specific to the surface. They also depend, though only in a secondary way, on changes occurring in the bulk of the solution which involves the CMC.

(d) Changes in the concentration of the filtrate in ULTRAFILTRATION (9) and in the sedimentation coefficient in ULTRACENTRIFUGATION (1) also lead to CMC values.

8. Potentiometric measurements use several approaches:

(a) ELECTROMOTIVE FORCE (32) methods involve measurements of potential of either specific ion electrodes other than pH ones or of an insoluble mercury-surfactant salt electrode against a salt bridge-reference electrode. It may be noted that the presence of the salt bridge often causes local precipitation of the surfactant and that insoluble salts can be solubilized by micelles. These complications are often overlooked but should, perhaps, cause these methods to be considered with those involving additives.

(b) EMF ALONG CONC GRADIENT (1) uses two closely spaced identical electrodes moved through a solution having a known concentration gradient. Hence, it depends on a change of the slope of the emf—versus—concentration curve.

(c) PH AND HYDROLYSIS (9) method involve pH measurements interpreted either directly or after conversion to a degree of hydrolysis. They are grouped together since they often involve problems of carbon dioxide contamination as well as salt bridges.

9. Other bulk properties that have been used to determine CMC's are density (23) based generally on magnetic float methods plotted directly as DENSITY (17) or after conversion to PARTIAL VOLUME (6) and ultrasonic VELOCITY OF SOUND (10).

#### *Methods Involving the Use of an Additive in the Bulk of the Solution*

1. Spectral change—SPCTR CHNGE (1602)—methods.

This family of methods whose limitation (which we

consider quite severe) will be discussed below (p. 12) is by far the most fertile one as far as supplying CMC values. It is based on the fact that the spectra of many dyes added in very small amounts to a surfactant solution are very different in the region below and in that above the CMC. Pinacyanole—PNCN (1176)—is also by far the most popular among these dyes. The CMC may be determined, for example, by titration of a solution above the CMC by one below the CMC, both containing the same concentration of dye. Some definite shade is chosen as the end point corresponding to the CMC. Alternatively, solutions having concentrations bracketing the CMC are prepared containing the same concentration of the dye and their color examined visually, or their spectrum or their absorbancy at a specific wavelength measured. In any case, the concentration at which some sharp change occurs is taken as the CMC. In some cases the values are extrapolated to zero dye concentration. For one dye Rhodamine 6G—RHD6 (74) in addition to the spectral change, the change in fluorescence FLUOR CHNGE (19) was used and is based on the same principles.

We have noted whether the technique used was VISUAL (1277) photometric—FOTOMTR (305)—or UNSPEC (20)—as this is related to the precision expected.

Other dyes which have been used in this method are Fluorescein—FL (2), Erythrosin—ERTS (7), dichlorofluorescein—DCLF (9), Benzopurpurine 4B—BZP4 (11), Bromphenol Blue—BRPB (21), Sky-blue FF—SKYB (43), Eosin—EOSN (51), Indophenol—INPX (129) and, included because it performs the same function although not a dye in the strict sense, Iodine—12 (52). There is also unspecified VISUAL SPECTR CHNGE (27).

2. The fact that many water-insoluble substances dissolve significantly in the presence of micelles, i.e., are solubilized, has been used in the determination of CMC's by solubilization—SOLUBLZTN (293)—methods. The solubility of dyes has always been determined photometrically—FOTOMTR (274)—unless it is UNSPEC (12), that of TOLUENE (4) has been determined volumetrically, and the limit of solubility of lauryl alcohol has been established turbidimetrically—TURBIDMTR LOH (3)—. The most popular dye is the so-called orange OT—OROT (158)—which is always 1-o-tolyl-azo-2-naphthol, CI Solvent Orange 2, m.p. 128–9°, and not the complicated pigment which was once available under that name which is CI Pigment Orange 13,



m.p. 332°. Other solubilizates used are paradimethylaminoazobenzene—PDMAB (59), Sudan 4—SDN4 (46), azobenzene—AZBA (11), Yellow OB—YLOB (9), 2-nitro-diphenylamine—2NPA (2) and dimethyl yellow—DMYL (1).

3. Methods based on liquid-liquid interface phenomena.

(a) Measurements of INTERFACIAL TENSION (52) between an aqueous solution of a surfactant and an immiscible liquid have been used in the determination of the CMC. Most values were obtained from semilogarithmic plots, LOGM (46) but we also found UNSPEC (6). These methods are classified among those requiring an additive because of the always finite solubility of the other liquid in the aqueous phase especially above the CMC. A frequently present source of error in this method is the solution of some of the surfactant in the nonaqueous phase which can radically change its real concentration.

(b) We are placing in the same category methods based on the suppression of the POLAROGRAPHIC MAXIMUM (45) since this suppression is related to an increase in surface (dilatational) viscosity of the mercury-solution interface which reduces the convection currents responsible for the maximum in the "diffusion" current. These surface viscosity changes are in turn related to the adsorption of the surfactant and thus depend on its activity. However, it is not clear at present how the final polarographic criterion is related to the CMC. These measurements require also the presence of a very high concentration of an inert electrolyte and that of an electrochemically active indicator ion. This makes the composition of the solutions rather unique and prevents comparison with other data. Although we are quite skeptical about the significance of data obtained by this method, we have reported them in view of lack of any definite evidence of their invalidity. A further disturbing fact is that sometimes two CMC's are reported for a given system. One of them is, therefore, certainly wrong. However, for the sake of completeness we had to record both.

4. Other methods in this class include a result obtained from changes in the FLOCCULATION RATE (1) of a suspension and those from changes in the (reaction) REACTN RATE OF A SOLUBILIZATE (2) as it becomes solubilized above the CMC.

## 6. Reasons for Methodical Differences Between CMC Determinations

As shown by the above review of methods used, the determination of a CMC involves a series of measurements of some property of solutions of surfactant, alone or with an indicator, as a function of concentration followed by the detection of some characteristic point which is called the CMC. Methodical differences may originate from the choice of the characteristic point, the kind of plot on which this point is chosen, the kind of data which are plotted, and the effect of the indicator, if any, upon these data. We use here the term "plot" in a general sense to include any serial representation and even titration, although in the great majority of cases it is a real graphical plot that is involved.

If the CMC were a sharply defined point, such as a melting point, above which some properties were qualitatively different from those below it, methodical differences would be nonexistent or greatly reduced. In fact, however, all properties of a solution in the CMC region vary in a continuous manner and so do all their derivatives. There is, nevertheless, a relatively narrow region of concentration in which these changes are most marked. This is illustrated by precise measurements on pure systems such as those of figure 4 (and is, of course, exaggerated on impure ones) but is perhaps best

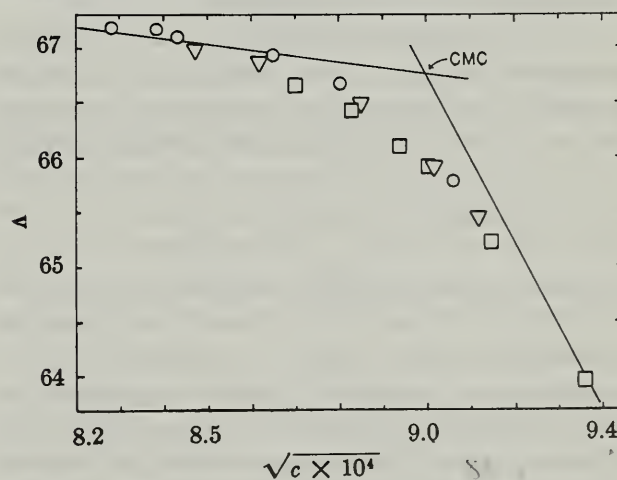


FIGURE 4. Detail of the CMC region for sodium dodecyl sulfate.

The straight lines are based on many points beyond the limits of the figure. The points were obtained by two investigators on two different preparations of the compound. From reference 58013, reprinted by permission of the Journal of Physical Chemistry.

grounded on broad theoretical considerations. One is that a micelle is by definition a reversible aggregate of a large but not infinite number of monomers and that the micelle-forming reaction must obey the laws of chemical equilibrium. As such, the

concentration dependence of the degree of micellization has to change gradually although it may change rapidly [32, 33, 35]. A truly abrupt, discontinuous, transition is excluded. Consequently, all properties of the solution must show similarly rapid but gradual changes. Another argument which is less self-evident but seems to be well supported is that there is not a unique number of monomers which can form a micelle but a range with relatively wide limits. Hence, micelles are polydisperse. This is in agreement with the fact that (the average) micellar size varies continuously with conditions such as temperature, concentration of surfactant, concentration of counterion or other additives, nature of counterion, chain length and structure, and also that micelles are good solvents both for other materials as shown by solubilization, and for each other as shown by the frequent continuous formation of mixed micelles. Reasonable assumptions about forces determining the size of the micelle also lead to the conclusion that they must be polydisperse [35a]. Hence, in the CMC region not one kind of micelle, but many kinds appear, each with a slightly different concentration dependence which further spreads and complicates the changes of bulk properties occurring in this region.

In light of these considerations, we shall now review in more detail the sources of methodical discrepancies in CMC determinations and their effect upon our critical evaluation.

1. *Choice of the characteristic point.* As already mentioned, in some early work, it was the first detectable deviation from monomeric properties that was taken as the CMC. This depended greatly on the sensitivity of the method and has generally been replaced by an extrapolation from below and from above to a point of intersection. If the two lines are straight and differ markedly in slope, this is a simple procedure. Unfortunately, such is seldom the case. Some of the procedures, therefore, involve a treatment of the data to obtain a straight line. Thus, equivalent conductivity of strong electrolytes is plotted against the square root of the concentration in accordance with the Onsager limiting slope.

It also seems true that those properties which give the best straight lines, because they are rather insensitive to interparticle interactions, also give small differences of slope for the same reason. Density and refractive index or specific conductance in the presence of high salt concentrations are good examples. Hence, they require precise meas-

urements to give useful results. This implies keeping constant all factors other than the concentration of surfactant, such as the temperature, and also the concentration of other components such as added salts. The latter often requires extreme precautions against evaporation. In the interpretation of such precise measurements, difference plots (i.e., experimental value minus a straight line value) are useful. A few methods, however, give good straight lines of very different slopes, e.g., conductance in the absence of high salt concentrations, solubilization of some dyes, or micellar spectral changes of some pyridinium compounds.

Closely related to the extrapolation method is that of the point of maximum rate of change of slope (i.e., zero value of third derivative) which is useful in theoretical calculations [16] but is so difficult to apply experimentally that it does not seem to have been used.

In the spectral change methods using indicator dyes there is generally a change of absorbancy at any given wavelength from one characteristic value below the CMC to another above the CMC. Some authors take the beginning, some the end, and most the midpoint of that change. The latter is by far the most objectively defined but, as we shall see later, is a function of concentration of the indicator. In visual methods there is much subjectivity and the result can depend markedly on local illumination because of the very complicated absorption spectrum of certain dyes, particularly the most frequently used one, pinacyanole.

Clearly, depending on which point is defined as the CMC, values covering a considerable range may be obtained. We have given weight only to those methods which defined a point in the middle part of the range, particularly those using an extrapolation procedure, and much of the following discussion will be restricted to those.

2. *The kind of plot chosen.* A point which is not often appreciated is that the same experimental data can give different values for the CMC by extrapolation procedures depending on how they are plotted. The best known example of this is the difference between CMC's obtained by plotting conductance versus concentration and the corresponding equivalent conductance versus the square root of concentration. Figure 5 shows an example of the same set of experimental data plotted in these two ways. Very reasonable linear extrapolations give a well-defined CMC in each case, but the two values



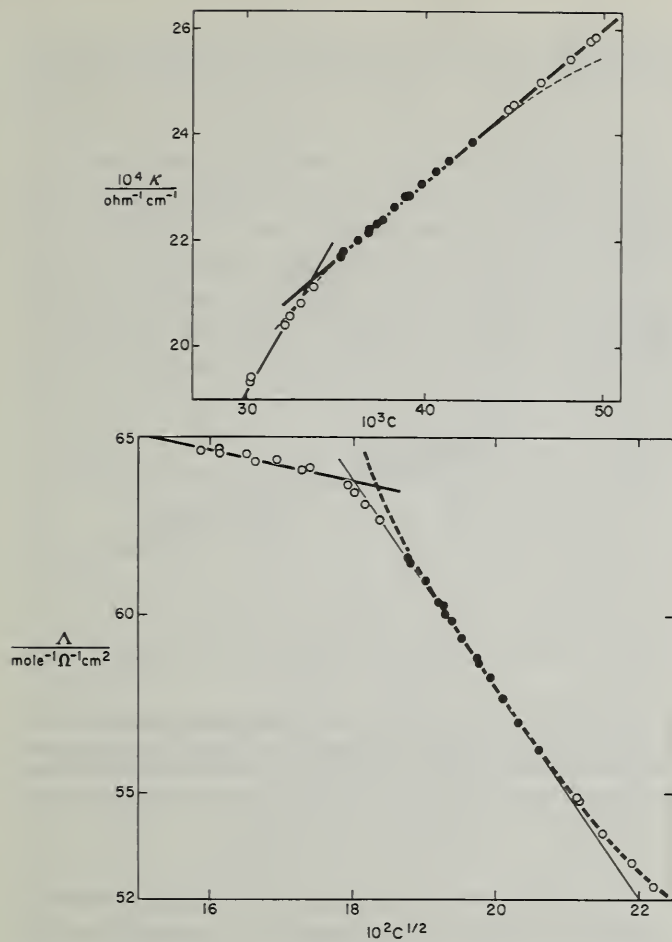


FIGURE 5. The effect of the way of plotting upon the value of the CMC obtained from the same data.

Above: conductivity versus concentration; below: equivalent conductivity versus square root of concentration. The dotted curves on each graph correspond to the straight line of the other graph. The filled points are common to both lines. Data for sodium decyl sulfate obtained by Dr. R. J. Otter. From the 14th Technical Report, Office of Naval Research, Contract Nonr-274(00) by K. J. Mysels, R. J. Otter and P. Kapauan, University of Southern California, October, 1960. (Cf. Ref. 61017).

differ by about 3 percent, which is much more than the uncertainty in each. The discrepancy is due in large part to the fact that, a straight line on one plot is a curve on the other so that different points are chosen as the basis for extrapolation and the intersection is shifted.

3. *The kind of data.* If micelles were monodisperse then, for CMC determinations, the molecular weight or charge dependence of a property would not matter as long as it was linear with some function of the concentration. However, if one accepts the premise that polydispersity is possible, it is clear that different physical properties will give differently weighted measures of micellar concentrations and, therefore, different extrapolated values of zero micelle concentration, i.e., different CMC's [18]. The most accessible experimental variable is the total concentration of surfactant conveniently ex-

pressed in equivalents. We will estimate the kind of average that is plotted against this variable in some popular methods without attempting to discuss this subject fully.

*Solubilization.* As a first approximation we may assume that the surfactant chains have a constant solvent power independent of their configuration, i.e., independent of the micellar size. The quantity measured—the concentration of solubilize—is then directly proportional to the equivalent concentration of micellized surfactant and independent of polydispersity. More formally, we call  $n_i$  the number of monomers per micelle of a given size,  $M_i$  the molar concentration of these micelles, and  $C_i$  their equivalent concentration. Each group of micelles then dissolves an amount of solubilize proportional to  $M_i n_i$  and the measured total give us

$$\sum M_i n_i = \sum C_i = C_m$$

where  $C_m$  is the total equivalent concentration of micelles. Thus, the result is unweighted.

*Colligative measurements.* These give the sum of molar concentrations of micelles (for the simple nonionic case). Hence, we get

$$\sum M_i = \sum C_i / n_i$$

the inverse-size weighted equivalent concentration of micelles.

*Turbidity.* The total turbidity is the sum of the turbidities of the individual micelles and these in turn are proportional to the square of their mass (again neglecting charge effects and other interactions). Hence, we measure

$$\sum \tau_i = \sum M_i n_i^2 = \sum C_i n_i$$

or the size weighted equivalent concentration of micelles.

Thus, it is clear that these different methods must yield different results. Yet, when the polydispersity is small, the micelles large, and the transition region narrow, the differences may be small, often smaller than experimental uncertainties. Thus, depending on the precision involved and the particular system under consideration, the term CMC may have a definite meaning or may have to be tempered by a specification of the experimental method used and also of the way in which the results are interpreted. Unfortunately, there is little definitive information about the final effect that these factors have on the CMC values determined by various methods.

In the final evaluation of the CMC values, we had to face the question whether two numbers obtained under allegedly identical conditions and by apparently reliable measurements did agree sufficiently to confirm each other. In making the decision, we tried to take into account the differences expected between methods in addition to differences due to the unavoidable experimental uncertainty on which we placed an arbitrary limit of 1.5 percent. Hence, two CMC values differing by 4 percent may be taken as confirming each other, if the methods used would be expected to differ by 3 percent (in the proper direction), as is indeed the case for conductance and equivalent conductivity measurements.

4. *The effect of the concentration range used.* Extrapolation generally uses straight lines. Few physical properties vary, however, exactly linearly. Generally, some curvature is present in reality. Hence, the line drawn tends to be a chord and its direction and position are a function of the portion of the curve that is being approximated. This remains true whether a line is drawn by inspection or after a least square calculation. In terms of CMC determinations, it means that the value obtained depends generally on the range of concentrations above and below the CMC over which the extrapolation is taken and, therefore, the number and spacing of points. There is no general agreement as to what these ranges should be and herein lies another source of discrepancies. Figure 6 shows the effect of the range of data used upon the CMC.

In dilute solutions there are some theoretical guides to the expected curvature which suggest the kind of graph which is likely to make the experimental points fall close to a straight line. The square root for conductivity, the logarithm for surface tension are good concentration scales for monomers, and micellar concentration divided by turbidity is a good one for light scattering. In more concentrated solutions the systems depart more and more from ideality and all plots become nonlinear. Extrapolation then becomes more and more a question of judgment and of the range and spacing of available data, and the CMC value becomes highly subjective. Since compounds with shorter chain lengths tend to have higher CMC's, this is an important factor in reducing the accuracy of CMC determinations as the chain length decreases below 10 carbon atoms.

The CMC region is itself a region of curvature of any measured property. This means that experi-

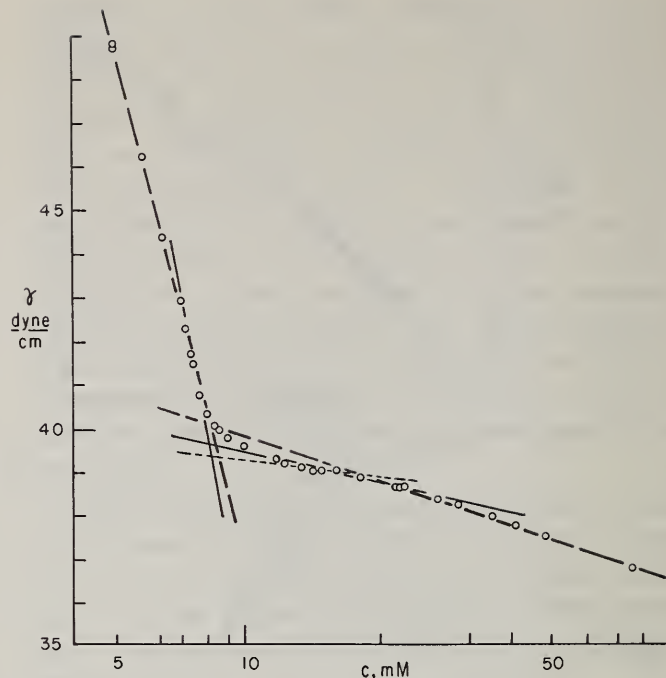


FIGURE 6. *The effect of the range of values used upon the CMC.*

Surface tension data for highly purified sodium dodecyl sulfate from reference 66007. The various straight lines represent extrapolation based on points within a certain range of concentrations. If points outside this range were not available, each of these extrapolations could be considered as quite reasonable.

mental points very close to the CMC cannot be used for its determination because they deviate from both lines used in the extrapolation. The sharper the curvature the smaller the unusable concentration span and the simpler the extrapolation. Theoretical calculations show clearly [33, 35] and it is easily seen physically, that the larger the micelle the more cooperative is micelle formation and the sharper the curvature. Polydispersity of micelles can only smear out the transition region. Hence, pure systems show much better defined and more easily measured CMC's because of reduced polydispersity. For space-filling reasons, long-chain monomers can form larger spherical micelles, and do form larger micelles in general according to available experimental evidence [8]. Short-chain compounds, therefore, present an additional difficulty because of the spread of their CMC region not only in absolute terms but also in relative ones.

The combined effects of curvature at higher concentrations and of the relative width of the transition region account for the fact that we have not been able to include any C-8 compounds among those for which confirmed or recommended values are available. This is despite the fact that these compounds are intrinsically easier to prepare in a state of high purity, that the measurement of the physical properties of their solutions can be made



more precisely and that any impurities in the solvent are less disturbing just because the CMC's are higher.

Long-chain compounds present different but no less serious difficulties because their CMC's are so low. Here the actual measurement of the physical property becomes difficult because it often differs little from that of the solvent, the control of concentration may become a problem because surfactants tend to adsorb at interfaces, and trace impurities in the solvent play a larger role. Furthermore, the compounds themselves are intrinsically less easily purified because certain operations, such as distillation of intermediates, become more difficult, and also because there is an increased number of isomers and because properties of homologues and isomers become more similar. In our collection only one value for a C-16 compound became recommended and an inordinate fraction is marked "D" for disputed, reflecting the difficulties involved.

Thus, the bulk of reliable CMC data deals with compounds in the C-10 to C-14 range. It is clear that better experimental methods are needed to extend the upper limit and better interpretation to overcome the lower one.

5. *The effect of indicators.* A very large fraction of all reported CMC values was obtained by methods involving the deliberate addition of an indicator, generally a dye which is solubilized and presents an easily measurable difference in the solubilized and not-solubilized state. This requires a discussion of the role of these indicators and of the reasons which led us to accept certain of these methods as valid and to reject the great majority as likely to be biased by significant methodical errors.

Solubilization is the marked increase of solubility associated with the formation of micelles. It is of special interest for substances which are sparingly soluble in water but is not limited to these. To a first approximation the excess solubility is directly proportional to the concentration of micelles [36] showing that these act as a solvent having a limited solvent power for the solubilize. We can consider the saturated solution as an equilibrium system in which both the true solvent (water) and the micelles are saturated with the solubilize. In undersaturated systems there are good reasons to believe [36, 37] that a distribution equilibrium between water and micelles exists.

It is a well-known rule of physical chemistry that the activity of the solvent is lower in a solution than

in the pure state. Hence, in the macroscopic world, the liquid phase forms at a lower vapor pressure in the presence of a solute than in its absence. In fact, at equilibrium the first drop always forms at the vapor pressure of the saturated solution. In the microscopic world of the micelle considered as a solvent, the analogy is clear: the activity of the surfactant in the micelle is lower in the presence of a solubilize. Hence, micelles form at a lower concentration of monomers in the presence of the solubilize. In fact, the first micelles exist at the equilibrium monomer concentration corresponding to a micelle saturated with the solubilize under the conditions of the experiment. Two conclusions can, therefore, be drawn: the presence of a solubilized indicator always lowers the CMC, and this lowering reaches a maximum if the micelle is saturated with the indicator during the determination.

If the solubilize is assumed to form an ideal solution in the micelle and related simplifying assumptions are made, it has been shown by Shinoda [38] that the CMC is changed by a factor  $(1 - 1.36x)$  for an ionic surfactant where  $x$  is the mole fraction of additive in the micelle. For the nonionic case, the factor becomes simply  $(1 - x)$ . The value of  $x$  depends, of course, on the concentration of micelles at the point taken as the CMC, the total available amount of indicator, and its solubility in water and in the micelle.

An additional and often neglected complication occurs when the indicator is a high molecular weight organic ion such as most of the dyes used in the spectral change methods, in particular pinacyanole. If the charge of the dye is the opposite of that of the surfactant, an insoluble salt may form. In fact, such a salt generally does form [39-41] as is evident from the color change produced by sub-CMC amounts of surfactant. This precipitate often remains finely dispersed by an excess of the surfactant and escapes detection. It is this precipitate which then becomes solubilized by micelles when the concentration of surfactant is further increased, causing a second color change that is generally reported as the CMC. The indicators are mostly used in small concentrations ( $10^{-4}$ – $10^{-5}M$ ) so that the amount of surfactant consumed by precipitation is often negligible compared to the CMC but can become significant for low CMC's.

The presence of this water-insoluble precipitate has, however, a more profound effect on the determination of the CMC: it maintains a saturated solution until the last of the precipitate is dissolved. This also



corresponds to the end of at least one absorbancy change, the disappearance of the color of the precipitate (the  $\gamma$  band for pinacyanole) [39]. Hence, it has the effect of producing the maximum lowering of the CMC through the actual determination range in many of these methods. Lowering the dye concentration reduces the fraction of surfactant used up in precipitating the dye but does not affect significantly the degree of saturation of the micelles at the color change.

Saturation by the indicator in case of *oppositely* charged dyes is particularly objectionable because of their frequently high solubility in the micelles. Thus, the solubility of pinacyanole was estimated at 15 to 20 mole percent, in the first mixed micelles that formed [39].

There are other methods of CMC determinations in which the situation is more favorable, either because saturation of the micelle is avoided or because the mole fraction at saturation is much lower. In the former category falls the use of *similarly* charged dyes. The formation of a water-insoluble, micelle-soluble salt is then avoided; the dye remains in aqueous undersaturated solution and its mole fraction in the micelle is only a corresponding fraction of saturation. Unfortunately, no methodical studies on this approach are known to us. In the same class are dye or iodine methods used with nonionic surfactants.

Some of the solubilization methods use nonionic, water-insoluble dyes whose solubility in the micelles is known to be low. "Orange OT" is the most popular of these, and here it is known [42-44] that the mole fraction at saturation is about 0.01, thus producing a generally negligible error. Some of the other solubilized indicators such as lauryl alcohol or toluene are likely to lead to mole fractions, and hence CMC changes, of the order of 10 percent or more.

The above discussion makes clear our objection to accepting values, obtained in the presence of easily solubilized indicators under conditions favoring saturation, as valid CMC measurements for the surfactant itself. They are classified as G as far as "Method Quality" is concerned, indicating that a substantial methodical error is likely to be present. On the other hand, such data could be, in principle, excellent values for the mixed system (surfactant + indicator + water). In the great majority of the cases this is not so because the conditions are not sufficiently specified and the proportion of additive often unstated. In some cases, however, we

were able to treat the data in just this way and some of the indicators may be found among the additives.

6. *The effect of impurities.* What has been said above about the effect of indicators applies to the effect of any impurities with the important provision that indicators are added consciously and generally specified in an article, whereas impurities are included inadvertently and their nature is uncertain. We have always scanned an article for clues to the presence and nature of impurities. Such clues can be found in details of the method of preparation, of analyses, and of other physical constants or properties reported. The results are included in our "quality rating" of the compound. In general we have been more skeptical of the older measurements performed before concern about the effect of impurities became widespread and modern analytical techniques were developed. We have given great weight to foam purification at a concentration below the CMC and to chromatographic methods.

The effect of impurities upon the CMC value depends both on the nature of the impurities and on the method used in the determination. We can learn something about the effects of different classes of impurities from their effects upon the CMC when they are added deliberately as "additives." Some have little effect unless present in concentrations too high ever to be reached by impurities. Hydrophilic organic compounds such as sugar or ethanol are in this class as are "inert" salts. On the other hand, oleophilic impurities and salts containing ions forming water-insoluble easily solubilized precipitates can have large effects as we have seen in connection with indicators because they tend to saturate the few micelles present at the CMC and lower the activity of surfactant in them. Higher homologues or incompletely reacted organic intermediates such as alcohols are among objectionable impurities likely to be encountered.

The case of true soaps, i.e., salts of higher carboxylic acids, merits a special mention. Here the acid itself, highly water-insoluble and easily solubilized, is the most important impurity. Some of it is normally formed by hydrolysis and must be considered as a normal constituent of the (water-surfactant) system. Additional substantial amounts are readily formed unless the presence of atmospheric carbon dioxide is carefully excluded. If precautions to this effect were not explicitly mentioned, we assumed that the system was impure and gave it a "D" rating. The effect of CO<sub>2</sub> can be largely neutralized by operating in the presence of a slight

excess of base. The CMC is not likely to differ substantially from that of the pure system but we have always reported such experiments among systems with additives, specifying the nature and concentration of the base used whenever possible.

The effect of an impurity upon different methods of determining the CMC is largely unknown. Some of our unpublished experiments suggest that traces have a larger effect on values obtained by plotting the equivalent conductance than those obtained by plotting the specific conductance for the same systems. Dye indicator methods seem to give particularly low results in the presence of higher homologues or intermediates because both tend to concentrate in the first mixed micelles formed. It is likely that pinacyanole may change color by dissolving in droplets of emulsified higher alcohol far below the CMC [45].

The best studied effect is that of a surface active impurity upon the surface tension method. It is now well understood that such impurities may lower the surface tension significantly below the CMC and then become solubilized sufficiently in micelles to be more or less completely removed from the surface [6, 46-48]. This leads then to a higher surface tension after an intermediate minimum. As already mentioned, such minima have been often used as CMC values but we now take them as *prima facie* evidence of the presence of easily solubilized—and therefore significant—impurities or hydrolysis products.

An impurity leading to a minimum must have a surface activity at least comparable with that of the surfactant. If the surfactant is very surface active, the same impurity may remain unnoticed. This is shown by experiments of Harrold [49] who found that addition of salt (which increases the surface activity of the ionic surfactant much more than that of the alcohol) leads to a disappearance of the minimum along with a lowering of surface tension and of the CMC. Hence, the more surface active the surfactant, the less significant is the absence of a minimum as a criterion of purity.

When a minimum is present it becomes difficult if not impossible to obtain an accurate value for the CMC from surface tension measurements. However, even when a minimum is absent it seems that the surface tension method is particularly strongly affected by traces of impurities. This is a point which became apparent gradually in the course of our evaluations. Initially, we rated careful surface tension measurements showing no minima as BB. Later,

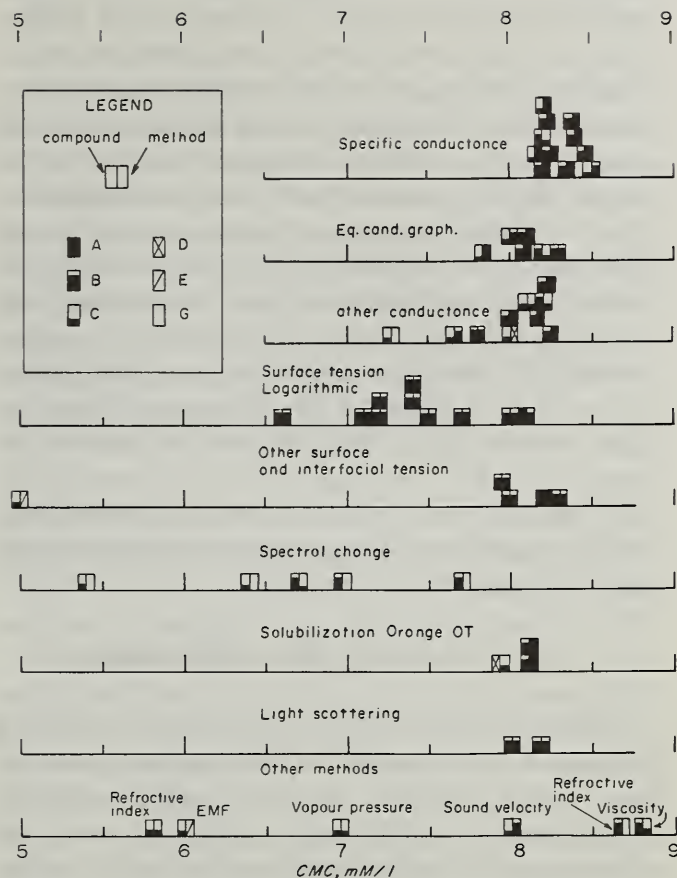


FIGURE 7. All the critical micelle concentrations for sodium dodecyl sulfate at temperatures between 20 and 30 °C, carrying a quality rating of C-G or better, obtained by various experimental methods.

Each square represents a determination and as shown in detail in the legend, the amount of black increases with the quality of the determination. It may be seen that CMC's determined by surface tension from a logarithmic plot scatter much more than other high-quality data obtained by a single method.

we found that this was often an overestimate of the accuracy of the method, although the details of the source of error remain obscure. Figure 7 illustrates our case. It shows all the measurements rated CC or better, and CG for sodium dodecyl sulfate at  $25 \pm 5^\circ$ . Values obtained by different methods are shown on separate lines and the shading of the points indicates their individual quality rating. It may be seen that for conductance methods and for the miscellaneous ones the better values cluster together and the methodical difference mentioned earlier between equivalent and specific conductance plots is visible. The spectral change methods give, as would be expected, widely scattered results. However, the surface tension values rated BB, although not nearly as bad as the spectral change ones, cover a surprisingly wide range and show no clustering near the CMC expected for the pure compound. Part of this may be due to differences in extrapolation, but measurements on an especially



carefully purified sample (foamed in situ) yielded much more acceptable values using different ranges of points. This suggests that residual impurities are to blame. It also suggests that for surfactants having greater surface activity the effect may well be reduced, but there are no data to test this hypothesis.

As a result of these considerations we did not depend on surface tension values alone for any "confirmed" result although we have used them occasionally to confirm results obtained by another method. We have also used them more liberally for the nonionic compounds both because these are more surface active and because alternatives are fewer.

For the sake of consistency, we have maintained the BB rating for this type of data throughout in the individual quality evaluations.

## 7. Scope of this Collection

Micelle-forming systems cover a wide variety of molecular species which have in common one feature often described as amphipathy, a built-in asymmetry in the molecule which is composed of a nonpolar, hydrophobic portion, and a polar, hydrophilic part. The systems we have covered include monomers containing straight or branched aliphatic chains, sometimes partly or completely halogenated, and sometimes partly aromatic, with a wide variety of head groups, nonionic, zwitterionic, or ionic, including a variety of counterions in the last case. The solvents are aqueous, partially or completely; in a few systems the medium is heavy water. The variables which are explicitly cataloged, are temperature, pressure (except when it is atmospheric), the nature and the concentration of additives to the medium, the experimental method used, and the type and source of the CMC data themselves.

Certain types of systems were excluded intentionally. The reasons for such exclusions are given.

The association of monomers to produce oligomers and multimers in solution is a frequently observed phenomenon. The existence of a critical micelle concentration, however, requires fairly large multimers (containing roughly 20 or more monomers) in preference to small oligomers. Thus, for example, if monomers associate to produce dimers, trimers, and higher multimers with approximately equal stepwise association constants (the association constant describing the equilibrium between the  $N$ th mer, the  $(N+1)$ th mer and the monomer),

the degree of aggregation is a mild function of the total concentration; the aggregates are very poly-disperse, and the system does not show any pronounced critical concentration.

The difference between systems which exhibit fairly sharp critical concentrations and those which do not is obviously a matter of degree. It seems, however, that the requirement of relatively greater stability of large multimers as compared to small oligomers is met mainly by monomeric systems which contain some flexible aliphatic chains. Those monomers which contain fused aromatic ring systems, such as dyes and other flat organic molecules, or fused alicyclic systems such as bile-salts, are expected to have, and seem to have in fact, rather diffuse and extended concentration ranges over which the degree of association increases from low to high values. For many such systems, CMC values have been reported in the literature [50]. Because of the relatively greater uncertainty of defining and determining the CMC values in such systems, particularly when the average degree of association is small, we have not extended our compilation to such systems. We have, however, recorded CMC values for many systems where the monomer is partly aromatic and partly aliphatic.

The phenomenon of micelle formation in aqueous systems is primarily a result of hydrophobic interactions. Hydrophobic interactions are a net result of a number of factors involving structural rearrangements of water molecules and solute-solvent, solvent-solvent, and solute-solute van der Waal's interactions. It is, therefore, not unlikely that in solvents other than water, similar interactions, perhaps on a reduced scale, can occur to produce other kinds of "solvophobic" bonding. In our compilation, we have many examples of mixed aqueous-nonaqueous systems including such media as 96 percent sulfuric acid. It is expected that future research will provide examples of micellization in many other completely nonaqueous systems where the micelles will have essentially the same kind of structure as in aqueous media, namely a hydrocarbonoid core and a polar interface.

When the medium is nonpolar, however, e.g., benzene or other hydrocarbon-like solvents, it is relatively improbable that the hydrophobic moiety of the monomers will have any great tendency to aggregate. For such systems, any aggregation that occurs is more likely to be due to the association of the hydrophilic groups of the monomers, which are now "solvophobic," to produce micelles of the

opposite kind of structure, i.e., "invert micelles," having a core composed of the hydrophilic groups of the monomers with the hydrocarbon groups remaining outside. Although such associations have been studied, and CMC values have been quoted [51-54], considerable uncertainty remains about their significance. We have, therefore, excluded such systems from our compilation.

Well above the CMC, in aqueous media, there occur extensive interactions between micelles, which are often difficult to unravel, particularly if the micelles are ionic. In such concentrated solutions, many physical properties of solutions exhibit breaks or kinks somewhat similar to the ones that occur at the CMC where micelles first form. The concentrations where such breaks or kinks occur are often described as "the second CMC" [55, 56]. The second CMC is not well understood, but it clearly involves changes in inter-micellar interactions as also monomer-micelle interactions. These "higher CMC" values have also been excluded from our compilation.

While the above restrictions imposed on our compilation are voluntary, there are some involuntary omissions and probable errors which must be mentioned. Of foremost concern, of course, is that many publications must have been missed altogether. A balance has had to be struck between completeness of coverage (up to December 1966) and inordinate delays in producing this report. It is hoped that not many high quality data on well-characterized systems have been omitted. It is probably unwise to hazard a guess as to what percentage of available CMC values in the literature has been missed, but we hope that it is below 10 percent. It is possible, also, that some CMC values in the publications we have examined have been unintentionally overlooked. We hope that readers of this report who note either of such omissions will draw them to our attention.

## 8. Methods and Techniques in the Collection of Data

This section deals with some of the problems we encountered in the retrieval of the literature pertaining to CMC measurements and in obtaining numerical values of the CMC.

Because of the wide-spread importance of and interest in surfactants in solution, CMC values appear in a wide variety of journals. As the values themselves are often of auxiliary and secondary in-

terest to the main purposes of the investigation, neither the expression "critical micelle concentration" nor the word "micelle" may appear in the title of the articles. For the standard methods of literature search using Chemical Abstracts and other such publications, we, therefore, had to use a variety of key words for searching purposes. Use was made whenever possible of published books and review articles for the entries they provide into the literature. It was found necessary, however, to make extensive use of personal appeals to various investigators in the field of surfactant solutions to provide references to published work.

To obtain numerical values of the CMC, several procedures had to be used, as indicated by the source symbols. All numerical values quoted in the publications were given the source symbol T. The majority of these values were found in tables, but a substantial number were found dispersed in the written part of the text of the papers. It was necessary, therefore, to scrutinize the whole paper carefully. Of about 4700 numerical values reported in this compilation, 3207, or 68 percent, were obtained from this "direct" source. Numerical data were thus not available in the published literature for about 1500 CMC values which had to be obtained from various "indirect" sources described below.

In many publications, CMC values themselves are presented in graphical form, or some measured physical property of surfactant solutions is plotted as some function of the concentration, so that the CMC can be obtained from the "breaks" in the curves. A large number of numerical values of this type, i.e., values which are not given in the papers, were obtained by indirect means. A total of 598 values, given the source symbol L, involve, in addition to the published data, a private communication from an author. 515 values were "read" from published graphs and are given the source symbol G. 122 values used combined sources, GL. 90 CMC values were obtained from the kinks of published graphs of some physical property vs. concentration and are given the source symbol K.

In many publications, numerical values of some physical property measured, e.g., conductance, are tabulated as a function of concentration. When such measurements seemed to be of high quality, we obtained CMC values by making plots ourselves of the physical property measured. These CMC values, 96 in all, were given the source symbol P.

A small number of values, 21, were obtained by solving published equations relating numerical



values of some physical property, particularly conductance, with concentration, below and above the CMC. These have the source symbol E.

43 CMC values have combined source symbols, e.g., TL, KL, indicating dual sources of the values. These include 13 containing the symbol A, which denotes values which have been corrected for obvious misprints.

A substantial number of entries in the compilation do not report numerical CMC values because the entries either give a cross-reference to mixed surfactant systems, involve references to published graphical data for which retrieval was uncertain, or relate to numerical values obtained using criteria which we consider questionable.

The private correspondence from several investigators contained numerical data and references to unpublished work. We have not used these data in our present compilation.

A partial justification of the use of the various "indirect" sources referred to above is that their contributions to the categories of all selected data are high. Out of 620 data included in the categories 1, 2, 3, and D, only 270 were obtained from tabulated sources, T. Thus, 56 percent of all selected data are from "indirect" sources. Similarly, of the 106 confirmed (1) and recommended (2) CMC values, 67 are from "indirect" sources, not readily available from the literature.

## 9. References

- [1] Kling, W., and Lange, H., *Proc. 2nd Inter. Cong. Surf. Activity*, **1**, 295 (Butterworths, London, 1957).
- [2] Shinoda, K., Yamaguchi, T., and Hori, R., *Bull. Chem. Soc. Japan* **34**, 237 (1961).
- [3] Benton, D. P., and Sparks, B. D., *Trans. Faraday Soc.* **62**, 3244 (1966).
- [4] Ginn, M. E., and Harris, J. C., *J. Am. Oil Chem. Soc.* **38**, 605 (1961).
- [5] Preston, W. C., *J. Phys. Coll. Chem.* **52**, 84 (1948).
- [6] Elworthy, P. H., and Mysels, K. J., *J. Colloid Sci.* **21**, 331 (1966).
- [7] Stigter, D., and Mysels, K. J., *J. Phys. Chem.* **59**, 45 (1955).
- [8] Huisman, F., *Proc. Konink. Ned. Akad. Wetenschap.* **B67**, 367, 376, 388, 407 (1964).
- [9] Mysels, K. J., and Princen, L. H., *J. Phys. Chem.* **63**, 1696 (1959).
- [10] Mukerjee, P., and Banerjee, K., *J. Phys. Chem.* **68**, 3567 (1964).
- [11] Dunlap, R. B., and Cordes, E. H., *J. Phys. Chem.* **73**, 361 (1969).
- [12] Tong, L. K. J., Reeves, R. L., and Andrus, R. W., *J. Phys. Chem.* **69**, 2357 (1965).
- [13] Bruce, T. C., Katzhendler, J., and Fedor, L. R., *J. Am. Chem. Soc.* **90**, 1333 (1968).
- [14] Ochoa-Solano, A., Romero, G., and Gitler, C., *Science* **156**, 1243 (1967).
- [15] Winters, L. J., and Grunwald, E., *J. Am. Chem. Soc.* **87**, 4608 (1965).
- [16] Phillips, J. N., *Trans. Faraday Soc.* **51**, 561 (1955).
- [17] Overbeek, J. Th. G., Stigter, D., *Rec. Trav. Chim.* **75**, 1263 (1956).
- [18] Mukerjee, P., *Adv. Coll. Interf. Sci.* **1**, 241 (1967).
- [19] Shinoda, K., and Hutchinson, E., *J. Phys. Chem.* **66**, 577 (1962).
- [20] Aranow, R. H., *J. Phys. Chem.* **67**, 556 (1963).
- [21] Emerson, M. F., and Holtzer, A., *J. Phys. Chem.* **69**, 3718 (1965).
- [22] Goddard, E. D., Hoeve, C. A. J., and Benson, G. C., *J. Phys. Chem.* **61**, 593 (1957).
- [23] Mukerjee, P., and Ray, A., *J. Phys. Chem.* **67**, 190 (1963).
- [24] Emerson, M. F., and Holtzer, A., *J. Phys. Chem.* **71**, 3320 (1967).
- [25] Mukerjee, P., Mysels, K. J., and Kapauan, P., *J. Phys. Chem.* **71**, 4166 (1967).
- [26] McBain, J. W., Laing, M. E., and Titley, A. F., *J. Chem. Soc.* **115**, 1279 (1919).
- [27] Jones, E. R., and Bury, C. R., *Phil. Mag.* **4**, 841 (1927).
- [28] Ekwall, P., *Acta Acad. Aboensis (Math. et Phys.)*, **4**, 1 (1927).
- [29] McBain, J. W., and Salmon, C. S., *J. Am. Chem. Soc.* **42**, 426 (1920).
- [30] McBain, J. W., *Colloid Science (D. C. Heath and Co., Boston, 1950)*.
- [31] Davies, D. G., and Bury, C. R., *J. Chem. Soc.* 2263 (1930).
- [32] Grindley, J., and Bury, C. R., *J. Chem. Soc.* 679 (1929).
- [33] Hartley, G. S., *Aqueous Solutions of Paraffin-Chain Salts*, Hermann, Paris (1936).
- [34] Debye, P., *Ann. N. Y. Acad. Sci.* **51**, 575 (1949).
- [34a] Kraus, C. A., *Proc. Nat. Acad. Sci.* **39**, 1213 (1953); Stigter, D., *Rec. Trav. Chim. Pays-Bas* **73**, 611 (1954).
- [35] Mysels, K. J., *J. Colloid Sci.* **10**, 507 (1955).
- [35a] Stigter, D., and Overbeek, J. Th. G., *Proc. 2nd Congress of Surface Activity, London, 1957, Vol. 1*, p. 311.
- [36] McBain, M. E. L., and Hutchinson, E., *Solubilization and Related Phenomena (Academic, New York, 1955)*.
- [37] McBain, J. W., and O'Connor, J. J., *J. Am. Chem. Soc.* **62**, 2853 (1940).
- [38] Shinoda, K., Nakagawa, T., Tamamushi, B., and Isemura, T., *Colloidal Surfactants*, p. 73 (Academic, New York, 1963).
- [39] Mukerjee, P., and Mysels, K. J., *J. Am. Chem. Soc.* **77**, 2937 (1955).
- [40] Hiskey, C. F., and Downey, T. A., *J. Phys. Chem.* **58**, 835 (1954).
- [41] Jones, J. H., *J. Assoc. Offic. Agr. Chemists* **28**, 398 (1945).
- [42] Williams, R. J., Phillips, J. N., and Mysels, K. J., *Trans. Faraday Soc.* **51**, 728 (1955).
- [43] Schott, H., *J. Phys. Chem.* **70**, 2966 (1966).
- [44] Kolthoff, I. M., and Stricks, W., *J. Phys. Coll. Chem.* **53**, 424 (1949).
- [45] Ginn, M. E., and Harris, J. C., *J. Phys. Chem.* **62**, 1554 (1958).
- [46] Miles, G. D., and Shedlovsky, L., *J. Phys. Chem.* **48**, 57 (1944).
- [47] Brady, A. P., *J. Phys. Chem.* **53**, 56 (1949).
- [48] Williams, E. F., Woodberry, N. T., and Dixon, J. K., *J. Colloid Sci.* **12**, 452 (1957).

- [49] Harrold, S. P., J. Phys. Chem. **63**, 317 (1959).
- [50] Hofmann, A. F., and Small, D. M., Ann. Rev. of Medicine **18**, 333 (1967).
- [51] Becher, P., J. Phys. Chem. **64**, 1221 (1960).
- [52] Debye, P., and Cole, H., J. Colloid Sci. **17**, 220 (1962).
- [53] Kitahara, A. Kobayashi, T., and Tachibana, T., J. Phys. Chem. **66**, 363 (1962).
- [54] Fowkes, F. M., article in Solvent Properties of Surfactant Solutions, p. 65, Ed. K. Shinoda (Marcel Dekker, New York, 1967).
- [55] Ekwall, P., Eikrem, H., and Mandell, L., Acta Chem. Scand. **17**, 111 (1963).
- [56] Ekwall, P., and Holmberg, P., Acta Chem. Scand. **19**, 573 (1965).





## STRUCTURAL INDEXES OF COMPOUNDS WITH KEYS TO COMPOUND NUMBERS

PART 1. *GROUPED BY CHARGE* (Arranged by number of carbon atoms in longest hydrophobic tail and by heads)

- A. Anionics
- B. Cationics
- C. Nonionics

PART 2. *GROUPED BY CHARGE AND HEAD GROUPS* (Arranged by number of carbon atoms in longest hydrophobic tail and by heads)

- A. Anionics
- B. Cationics
- C. Nonionics

PART 3. *GROUPED BY STRUCTURE OF HYDROPHOBIC PART* (Arranged by number of carbon atoms in longest hydrophobic tail)

- A. Alkanes by Branching and Number of Carbon Atoms
- B. Alkyl Aryl
- C. Unsaturated and Substituted
- D. Heterocyclic

PART 4. *POLYOXYETHYLENES GROUPED BY DISTRIBUTION OF HEADS* (Arranged by number of carbon atoms in longest hydrophobic tail and by heads)

- A. Homogeneous Head Groups
- B. Reduced Polydispersity of Head Groups
- C. Natural Distribution of Head Groups

PART 5. *IONICS GROUPED BY COUNTERION* (Arranged by number of carbon atoms in longest hydrophobic tail and by heads)

- A. Anionics
- B. Cationics

PART 6. *COMMERCIAL NAMES AND ILL DEFINED STRUCTURES* (Arranged alphabetically)

## Structural Indexes of Compounds with Keys to Compound Numbers

PART 1. *Grouped by charge and arranged by number of carbon atoms in longest hydrophobic tail and by heads.*

### 1A. ANIONICS BY NUMBER OF CARBON ATOMS

#### C-1

428 PERFLUORO ACETIC ACID

#### C-2

429 PERFLUORO PROPIONIC ACID

#### C-3

43 BUTYRIC ACID  
430 PERFLUORO BUTYRIC ACID  
452 3-4-DICHLOROPERFLUORO BUTYRIC/KEL-F/ACID  
699 SODIUM BUTYRATE  
272 TRI-ISOPROPYL BENZENE SULFONIC ACID  
271 SODIUM TRI-ISO-PROPYL BENZENE SULFONATE

#### C-4

484 SODIUM PENTANOATE/VALERATE/  
257 SODIUM DI-N-BUTYL SULFOSUCCINATE  
261 SODIUM DI-ISOBUTYL SULFOSUCCINATE  
681 SODIUM DIBUTYL BENZENE SULFONATE  
445 SODIUM PARA-BIS-/N-BUTYL/ BENZENE SULFONATE  
682 SODIUM DIBUTYL NAPHTHALENE SULFONATE /NEKAL/

#### C-5

700 HEXANOIC ACID  
416 PERFLUORO HEXANOIC ACID  
453 3-5-6-TRICHLOROPERFLUORO HEXANOIC/KEL-F/ACID  
188 POTASSIUM HEXANOATE  
701 POTASSIUM PERFLUROHEXANOATE  
485 SODIUM HEXANOATE/CAPROATE/  
343 SODIUM PENTANE SULFONATE  
258 SODIUM DI-N-AMYL SULFOSUCCINATE

#### C-6

296 POTASSIUM HEPTANOATE  
374 DODECAFLUROHEPTANOIC ACID H/CF2/6C00H  
486 SODIUM HEPTANOATE  
355 AMMONIUM DODECAFLUROHEPTANOATE H/CF2/6C00NH4  
352 SODIUM DI-1-METHYLISOAMYL SULFOSUCCINATE  
259 SODIUM DI-N-HEXYL SULFOSUCCINATE  
344 SODIUM HEXANE SULFONATE  
339 MAGNESIUM HEXANE SULFONATE  
501 SODIUM HEXYL BENZENE SULFONATE  
446 SODIUM PARA-BIS-/N-HEXYL/ BENZENE SULFONATE  
704 POTASSIUM 4-HEXYL RESORCINOLATE

#### C-7

529 OCTANOIC ACID  
417 PERFLUORO OCTANOIC ACID  
454 3-5-7-8-TETRACHLOROPERFLURO OCTANOIC/KEL-F/ACID  
476 SODIUM OCTANOATE  
44 POTASSIUM OCTANOATE  
456 POTASSIUM PERFLURO OCTANOATE  
284 HEXANOLAMINE-CH3CH/OH/CH2C/CH3/2NH2-OCTANOATE  
303 DI-ISOPROPYLAMONIUM CAPRYLATE  
502 SODIUM HEPTYL BENZENE SULFONATE

#### C-8

375 HEXADECALUORONONANOIC ACID H/CF2/8C00H  
487 SODIUM NONANOATE  
350 POTASSIUM NONANOATE  
372 AMMONIUM HEXADECALUORONONANOATE H/CF2/8 C00 NH4  
420 POTASSIUM 1-1-2-OCTANE TRICARBOXYLATE  
6 SODIUM ALPHA SULFOPELARGONIC ACID  
25 SODIUM ETHYL ALPHA SULFOPELARGONATE  
26 SODIUM AMYL ALPHA SULFOPELARGONATE  
27 SODIUM HEXYL ALPHA SULFOPELARGONATE  
28 SODIUM HEPTYL ALPHA SULFOPELARGONATE  
7 SODIUM OCTYL ALPHA SULFOPELARGONATE  
31 SODIUM 2 OCTYL ALPHA SULFOPELARGONATE  
32 SODIUM 2 ETHYLHEXYL ALPHA SULFOPELARGONATE  
35 SODIUM H/CF2CF2/3CH2 ALPHA SULFOPELARGONATE  
611 ALPHAPHOSPHONO PELARGONIC ACID

605 SODIUM AMYL ALPHAPHOSPHONO PELARGONATE  
260 SODIUM DI-N-OCTYL SULFOSUCCINATE  
262 SODIUM DI-2-ETHYL-HEXYL SULFOSUCCINATE  
286 AMMONIUM DI-2-ETHYL-HEXYL SULFOSUCCINATE  
2 SODIUM OCTYL 1 SULFATE  
66 SODIUM OCTYL 2 SULFATE  
347 OCTYL TRIMETHYLAMMONIUM OCTYL SULFATE  
643 DODECYL TRIMETHYLAMMONIUM OCTANE SULFATE  
181 SODIUM OCTYL 1-SULFONATE  
340 MAGNESIUM OCTANE SULFONATE  
287 OCTYL TRIMETHYLAMMONIUM OCTANE SULFONATE  
503 SODIUM OCTYL BENZENE SULFONATE  
49 SODIUM P OCTYL BENZENE SULFONATE  
172 SODIUM 2-N-OCTYL BENZENE SULFONATE  
510 SODIUM 2-ETHYL-HEXYL BENZENE SULFONATE  
676 SODIUM 1,1,3,3-TETRAMETHYL BUTYL BENZENE SULFONATE  
447 SODIUM PARA-BIS-/N-OCTYL/ BENZENE SULFONATE  
677 SODIUM DI-/1,1,3,3-TETRAMETHYL BUTYL/BENZENESULFONATE

#### C-9

530 DECANOIC ACID  
455 PERFLUORO DECANOIC ACID  
299 SODIUM DECANOATE  
90 POTASSIUM DECANOATE  
702 POTASSIUM PERFLURODECANOATE  
668 DIPOTASSIUM OCTYL MALONATE  
29 SODIUM NONYL ALPHA SULFOPELARGONATE  
612 ALPHAPHOSPHONO DECANOIC ACID  
616 MONOSODIUM ALPHAPHOSPHONO DECANOATE  
606 SODIUM AMYL ALPHAPHOSPHONO CAPRATE  
136 SODIUM ALPHA DIMETHYL AMINO CAPRATE  
295 SODIUM NONYL 1-SULFATE  
536 NONYL SULFONIC ACID  
504 SODIUM NONYL BENZENE SULFONATE  
493 SODIUM P-NONYL BENZENE SULFONATE  
138 SODIUM NONYL BENZENE SULFONATE BRANCHED HYDROCARBON CHAIN

#### C-10

297 POTASSIUM UNDECANOATE  
373 AMMONIUM EICOSAFLUROUNDECANOATE H/CF2/10 C00 NH4  
425 POTASSIUM 1-1-2-DECANE TRICARBOXYLATE  
30 SODIUM DECYL ALPHA SULFOPELARGONATE  
33 SODIUM /OXO/ DECYL ALPHA SULFOPELARGONATE  
3 SODIUM DECYL 1 SULFATE  
15 SODIUM DECYL 2 SULFATE  
642 OCTYL TRIMETHYLAMMONIUM DECANE SULFATE  
346 DECYL TRIMETHYLAMMONIUM DECYL SULFATE  
182 SODIUM DECYL 1-SULFONATE  
341 MAGNESIUM DECANE SULFONATE  
353 OCTYL TRIMETHYLAMMONIUM DECANE SULFONATE  
288 DECYL TRIMETHYLAMMONIUM DECANE SULFONATE  
505 SODIUM DECYL BENZENE SULFONATE  
50 SODIUM P DECYL BENZENE SULFONATE  
173 SODIUM 2-N-DECYL BENZENE SULFONATE  
140 SODIUM DECYL BENZENE SULFONATE BRANCHED HYDROCARBON CHAIN  
511 SODIUM 2-PROPYL-HEPTYL BENZENE SULFONATE

#### C-11

531 DODECANOIC ACID  
273 SODIUM DODECANOATE  
91 POTASSIUM DODECANOATE  
627 CESIUM DODECANOATE  
277 BENZYL TRIMETHYL AMMONIUM DODECANOATE  
527 SODIUM UNDECANE-3-CARBOXYLATE  
669 DIPOTASSIUM DECYL MALONATE  
602 ALPHA SULFO LAURIC ACID  
235 SODIUM ALPHA SULFO LAURIC ACID  
603 SODIUM PROPYL ALPHA SULFO LAURATE  
613 ALPHAPHOSPHONO DODECANOIC ACID  
617 MONOSODIUM ALPHAPHOSPHONO DODECANOATE  
620 DISODIUM ALPHAPHOSPHONO DODECANOATE  
607 SODIUM ISOPROPYL ALPHAPHOSPHONO LAURATE  
311 SODIUM UNDECYL 1-SULFATE  
72 SODIUM UNDECYL 3 SULFATE

PART 1. Grouped by charge and arranged by number of carbon atoms in longest hydrophobic tail and by heads—Continued

80	SODIUM UNDECYL 6 SULFATE	618	MONOSODIUM ALPHAPHOSPHONO TETRADECANOATE
462	SODIUM MONOLAUIN SULFATE	621	DISODIUM ALPHAPHOSPHONO TETRADECANOATE
639	SODIUM UNDECYL THIOSULFATE	624	TRISODIUM ALPHAPHOSPHONO TETRADECANOATE
537	UNDECYL SULFONIC ACID	608	SODIUM METHYL ALPHAPHOSPHONO MYRISTATE
418	SODIUM UNDECYL SULFONATE	68	SODIUM TRIDECYL 2 SULFATE
45	SODIUM P 1 METHYL DECYL BENZENE SULFONATE	83	SODIUM TRIDECYL 7 SULFATE
678	SODIUM 1,1-DIMETHYLNONYL BENZENE SULFONATE	242	TRIDECANE 1-SULFONIC ACID
679	SODIUM 3-BUTYL HEPTYL BENZENE SULFONATE	229	SODIUM TRIDECANE 1-SULFONATE
		46	SODIUM P 1 METHYL DODECYL BENZENE SULFONATE
		141	SODIUM TRIDECYL BENZENE SULFONATE BRANCHED HYDROCARBON CHAIN
C-12			
351	POTASSIUM TRIDECANOATE	C-14	
421	POTASSIUM 1-1-2-DODECANE TRICARBOXYLATE	426	POTASSIUM 1-1-2-TETRADECANE TRICARBOXYLATE
34	SODIUM DODECYL ALPHA SULFOPELARGONATE	4	SODIUM TETRADECYL 1 SULFATE
632	POTASSIUM N-DODECYL BETA-ALANINATE	16	SODIUM TETRADECYL 2 SULFATE
705	DODECYL SULFURIC ACID	73	SODIUM TETRADECYL 3 SULFATE
1	SODIUM DODECYL 1 SULFATE	17	SODIUM TETRADECYL 4 SULFATE
67	SODIUM DODECYL 2 SULFATE	77	SODIUM TETRADECYL 5 SULFATE
634	POTASSIUM DODECYL SULFATE	525	SODIUM TETRADECYL 6-SULFATE
111	LITHIUM DODECYL 1 SULFATE	84	SODIUM TETRADECYL 7 SULFATE
23	SILVER DODECYL 1 SULFATE	526	SODIUM 2-DI-N-HEXYL ETHYL SULFATE
568	MAGNESIUM DODECYL SULFATE	637	LITHIUM TETRADECYL SULFATE
24	CALCIUM DODECYL 1 SULFATE	576	CUPRIC TETRADECYL SULFATE
569	STRONTIUM DODECYL SULFATE	544	SODIUM TETRADECYL MONO-OXYETHYLENE SULFATE
572	COBALTOUS DODECYL SULFATE	545	SODIUM TETRADECYL DI-OXYETHYLENE SULFATE
573	CUPRIC DODECYL SULFATE	546	SODIUM TETRADECYL TRI-OXYETHYLENE SULFATE
570	LEAD DODECYL SULFATE	598	SODIUM TETRADECYL MONO-OXYPROPYL SULFATE
571	MANGANESE DODECYL SULFATE	599	SODIUM TETRADECYL DI-OXYPROPYL SULFATE
575	NICKEL DODECYL SULFATE	243	TETRADECANE 1-SULFONIC ACID
574	ZINC DODECYL SULFATE	183	SODIUM TETRADECYL 1-SULFONATE
386	AMMONIUM DODECYL SULFATE	176	SODIUM TETRADECANE 2-SULFONATE
387	METHYLAMMONIUM DODECYL SULFATE	248	TETRADECANE 1-HYDROXY 2-SULFONIC ACID
388	ETHYLAMMONIUM DODECYL SULFATE	239	SODIUM TETRADECANE 1-HYDROXY 2-SULFONATE
389	BUTYLAMMONIUM DODECYL SULFATE	507	SODIUM TETRADECYL BENZENE SULFONATE
112	TETRAMETHYL AMMONIUM DODECYL 1 SULFATE	174	SODIUM 2-N-TETRADECYL BENZENE SULFONATE
383	BUTYL TRIMETHYLAMMONIUM DODECYL SULFATE	513	SODIUM 2-AMYL-NONYL BENZENE SULFONATE
382	ETHYL TRIMETHYLAMMONIUM DODECYL SULFATE		
718	TETRAETHYLAMMONIUM DODECYL SULFATE	C-15	
719	TETRAETHYLAMMONIUM DODECYL SULFATE	533	HEXADECANOIC ACID
720	1-6-DITRIMETHYLAMMONIUM-HEXANE/DODECYL SULFATE/2	300	SODIUM HEXADECANOATE
409	TRIETHANOLAMMONIUM DODECYL SULFATE	185	POTASSIUM HEXADECANOATE
410	MORPHOLINIUM DODECYL SULFATE	671	DIPOTASSIUM TETRADECYL MALONATE
391	OCTYLAMMONIUM DODECYL SULFATE	190	ALPHA SULFOPALMITIC ACID
385	OCTYL TRIMETHYLAMMONIUM DODECYL SULFATE	237	SODIUM ALPHA SULFO PALMITIC ACID
280	DECYL TRIMETHYL AMMONIUM DODECYL SULFATE	234	DISODIUM ALPHA SULFO PALMITATE
281	DODECYL TRIMETHYLAMMONIUM DODECYL SULFATE	36	SODIUM METHYL ALPHA SULFOPALMITATE
562	SODIUM DODECENYL SULFATE	192	SODIUM ETHYL ALPHA SULFOPALMITATE
636	SODIUM DODECYL THIOSULFATE	193	SODIUM PROPYL ALPHA SULFOPALMITATE
541	SODIUM DODECYL MONO-OXYETHYLENE SULFATE	197	DISODIUM 2 SULFOETHYL ALPHA SULFOPALMITATE
542	SODIUM DODECYL DIOXYETHYLENE SULFATE	615	ALPHAPHOSPHONO HEXADECANOIC ACID
113	SODIUM DODECYL TRI-OXYETHYLENE SULFATE	619	MONOSODIUM ALPHAPHOSPHONO HEXADECANOATE
543	SODIUM DODECYL TETRA-OXYETHYLENE SULFATE	622	DISODIUM ALPHAPHOSPHONO HEXADECANOATE
114	SODIUM DODECYL /OXYETHYLENE/17.5 SULFATE	625	TRISODIUM ALPHAPHOSPHONO HEXADECANOATE
597	SODIUM DODECYL MONO-OXYPROPYL SULFATE	609	SODIUM ISOPROPYL ALPHAPHOSPHONO PALMITATE
200	DODECYL SULFONIC ACID	69	SODIUM PENTADECYL 2 SULFATE
179	SODIUM DODECANE 1-SULFONATE	74	SODIUM PENTADECYL 3 SULFATE
175	SODIUM DODECANE 2-SULFONATE	78	SODIUM PENTADECYL 5 SULFATE
40	POTASSIUM DODECYL 1 SULFONATE	85	SODIUM PENTADECYL 8 SULFATE
635	LITHIUM DODECYL SULFONATE	244	PENTADECANE 1-SULFONIC ACID
342	MAGNESIUM DODECANE SULFONATE	230	SODIUM PENTADECANE 1-SULFONATE
238	SODIUM DODECANE 1-HYDROXY 2-SULFONATE	47	SODIUM P 1 METHYL TETRADECYL BENZENE SULFONATE
247	DODECANE 1-HYDROXY 2-SULFONIC ACID	142	SODIUM PENTADECYL BENZENE SULFONATE BRANCHED HYDROCARBON CHAIN
506	SODIUM DODECYL BENZENE SULFONATE	596	TETRAHYDROANACARDOL AMMONIUM MONOSULFONATE
51	SODIUM P DODECYL BENZENE SULFONATE		
171	SODIUM 2-N-DODECYL BENZENE SULFONATE	C-16	
301	SODIUM 3-N-DODECYL BENZENE SULFONATE	422	POTASSIUM 1-1-2-HEXADECANE TRICARBOXYLATE
302	SODIUM 4-N-DODECYL BENZENE SULFONATE	5	SODIUM HEXADECYL 1 SULFATE
514	SODIUM 6-N-DODECYL BENZENE SULFONATE	75	SODIUM HEXADECYL 4 SULFATE
512	SODIUM 2-BUTYL-OCTYL BENZENE SULFONATE	81	SODIUM HEXADECYL 6 SULFATE
680	SODIUM 2-PROPYL-4-METHYL-OCTYL BENZENE SULFONATE	86	SODIUM HEXADECYL 8 SULFATE
492	SODIUM TETRAPROPYLENE/1-3-5-7-TETRAMETHYL-OCTYL/BENZENE SULFONATE	638	LITHIUM HEXADECYL SULFATE
139	SODIUM DODECYL BENZENE SULFONATE BRANCHED HYDROCARBON CHAIN	577	CUPRIC HEXADECYL SULFATE
		60	TRIETHANOL AMMONIUM HEXADECYL SULFATE
C-13		52	SODIUM HEXADECYL MONO OXYETHYLENE SULFATE
532	TETRADECANOIC ACID	53	SODIUM HEXADECYL DI OXYETHYLENE SULFATE
298	SODIUM TETRADECANOATE	54	SODIUM HEXADECYL TRI OXYETHYLENE SULFATE
92	POTASSIUM TETRADECANOATE	55	SODIUM HEXADECYL TETRA OXYETHYLENE SULFATE
670	DIPOTASSIUM DODECYL MALONATE	600	SODIUM HEXADECYL MONO-OXYPROPYL SULFATE
189	ALPHA SULFOMYRISTIC ACID	245	HEXADECANE 1-SULFONIC ACID
236	SODIUM ALPHA SULFO MYRISTIC ACID	184	SODIUM HEXADECYL 1-SULFONATE
604	SODIUM METHYL ALPHA SULFO MYRISTATE	177	SODIUM HEXADECANE 2-SULFONATE
233	DISODIUM ALPHA SULFO MYRISTATE	408	POTASSIUM HEXADECANE 1-SULFONATE
614	ALPHAPHOSPHONO TETRADECANOIC ACID		



PART 1. Grouped by charge and arranged by number of carbon atoms in longest hydrophobic tail and by heads — Continued

249	HEXADECANE 1-HYDROXY 2-SULFONIC ACID	C-6	708	HEXYLAMINE
240	SODIUM HEXADECANE 1-HYDROXY 2-SULFONATE		709	HEXYLAMINE HYDROCHLORIDE
508	SODIUM HEXADECYL BENZENE SULFONATE		390	HEXYLAMMONIUM DODECYL SULFATE
C-17			640	HEXYL TRIMETHYLAMMONIUM HEXANE SULFATE
534	OCTADECANOIC ACID		644	HEXYL TRIMETHYLAMMONIUM HEXANE SULFONATE
448	SODIUM OCTADECANOATE /STEARATE/		641	HEXYL TRIMETHYLAMMONIUM OCTANE SULFATE
256	POTASSIUM STEARATE		384	HEXYL TRIMETHYLAMMONIUM DODECYL SULFATE
672	DIPOTASSIUM HEXADECYL MALONATE		354	HEXYL BENZYL DIMETHYLAMMONIUM CHLORIDE
263	SODIUM OLEATE /CIS-9-OCTADECENOATE/	C-8	392	OCTYLAMMONIUM CHLORIDE
305	POTASSIUM OLEATE/ CIS-9-OCTADECENOATE/		391	OCTYLAMMONIUM DODECYL SULFATE
285	HEXANOLAMINE-CH <sub>3</sub> CH/OH/CH <sub>2</sub> C/CH <sub>3</sub> /2NH <sub>2</sub> -OLEATE		93	OCTYL TRIMETHYL AMMONIUM BROMIDE
264	SODIUM ELAIDATE /TRANS-9-OCTADECENOATE/		347	OCTYL TRIMETHYLAMMONIUM OCTYL SULFATE
629	POTASSIUM ELAIDATE/TRANS-9-OCTADECENOATE/		287	OCTYL TRIMETHYLAMMONIUM OCTANE SULFONATE
283	HEXANOLAMINE-CH <sub>3</sub> CH/OH/CH <sub>2</sub> C/CH <sub>3</sub> /2NH <sub>2</sub> -ELAIDATE		642	OCTYL TRIMETHYLAMMONIUM DECANE SULFATE
630	POTASSIUM RICINOLEATE/12 HYDROXY OLEATE/		353	OCTYL TRIMETHYLAMMONIUM DECANE SULFONATE
631	POTASSIUM RICINELAIDATE/12 HYDROXY ELAIDATE/		385	OCTYL TRIMETHYLAMMONIUM DODECYL SULFATE
255	POTASSIUM 9,10 DIHYDROXY STEARATE		483	DIOCTYL DIMETHYL AMMONIUM CHLORIDE
191	ALPHA SULFOSTEARIC ACID		135	OCTYL C BETAINE HYDROCHLORIDE
553	XYLYL SULFOSTEARIC ACID		359	OCTYL 4-NITROBENZYL DIMETHYLAMMONIUM CHLORIDE
9	SODIUM ALPHA SULFOSTEARIC ACID		100	OCTYL PYRIDINIUM BROMIDE
10	DISODIUM ALPHA SULFOSTEARATE		451	PARA DI-ISOBUTYLPHENOXYETHOXYETHYL DIMETHYLBENZYL AMMONIUM CHLORIDE/HYAMINE 1622/
194	SODIUM METHYL ALPHA SULFOSTEARATE	C-9	94	NONYL TRIMETHYL AMMONIUM BROMIDE
195	SODIUM ETHYL ALPHA SULFOSTEARATE		137	ALPHA DIMETHYLAMINO CAPRIC ACID HYDROCHLORIDE
196	SODIUM PROPYL ALPHA SULFOSTEARATE	C-10		
199	SODIUM ISOPROPYL ALPHA SULFOSTEARATE		37	DECYLAMMONIUM CHLORIDE
198	DISODIUM 2 SULFOETHYL ALPHA SULFOSTEARATE		411	DECYLAMMONIUM ACETATE
551	PHENYL SULFOSTEARIC ACID		203	DECYL TRIMETHYL AMMONIUM CHLORIDE
11	SODIUM ALPHA SULFO PHENYL STEARIC ACID		95	DECYL TRIMETHYL AMMONIUM BROMIDE
8	DISODIUM ALPHA SULFOPHENYLSTEARATE		306	DECYL TRIMETHYLAMMONIUM SULFATE
552	TOLYL SULFOSTEARIC ACID		346	DECYL TRIMETHYLAMMONIUM DECYL SULFATE
14	DISODIUM 9,10 DIHYDROXY ALPHA SULFOSTEARATE		288	DECYL TRIMETHYLAMMONIUM DECANESULFONATE
12	SODIUM 9,10 DICHLORO ALPHA SULFOSTEARIC ACID		280	DECYL TRIMETHYL AMMONIUM DODECYL SULFATE
13	DISODIUM 9,10 DICHLORO ALPHA SULFOSTEARATE		356	DECYL BENZYL DIMETHYLAMMONIUM CHLORIDE
623	DISODIUM ALPHAPHOSPHONO OCTADECANOATE		360	DECYL 4-NITROBENZYL DIMETHYLAMMONIUM CHLORIDE
626	TRISODIUM ALPHAPHOSPHONO OCTADECANOATE		458	DECYL PYRIDINIUM IODIDE
610	SODIUM METHYL ALPHAPHOSPHONO STEARATE	C-11		
70	SODIUM HEPTADECYL 2 SULFATE		96	UNDECYL TRIMETHYL AMMONIUM BROMIDE
87	SODIUM HEPTADECYL 9 SULFATE		101	UNDECYL PYRIDINIUM BROMIDE
246	HEPTADECANE 1-SULFONIC ACID		304	CATOL 607 (N-/LAURYL-COLAMINO-FORMYL-METHYL/ - PYRIDINIUM CHLORIDE)
231	SODIUM HEPTADECANE 1-SULFONATE		560	EMULSOL 607L (N-(2-KETO-2-(2,-LAUROXYOXYETHYL AMINO)) ETHYL) PYRIDINIUM CHLORIDE
48	SODIUM P 1 METHYL HEXADECYL BENZENE SULFONATE	C-12		
C-18			38	DODECYL AMMONIUM CHLORIDE
64	SODIUM OCTADECYL 1 SULFATE		628	DODECYLAMMONIUM BROMIDE
71	SODIUM OCTADECYL 2 SULFATE		482	DODECYL AMMONIUM NITRATE
76	SODIUM OCTADECYL 4 SULFATE		412	DODECYLAMMONIUM ACETATE
82	SODIUM OCTADECYL 6 SULFATE		449	DODECYLMETHYL AMMONIUM CHLORIDE
65	TRIETHANOLAMMONIUM OCTADECYL 1 SULFATE		450	DODECYLDIMETHYL AMMONIUM CHLORIDE
61	SODIUM OLEYL/CIS 9 OCTADECENOYL/ SULFATE		399	DODECYL DIMETHYL ETHYLAMMONIUM CHLORIDE
62	SODIUM ELAIDYL/TRANS 9 OCTADECENOYL/SULFATE		345	DIDODECYL DIMETHYLAMMONIUM CHLORIDE
250	OCTADECANE 1-HYDROXY 2-SULFONIC ACID		41	DODECYL TRIMETHYL AMMONIUM CHLORIDE
63	SODIUM 9 10 DICHLORO OCTADECYL SULFATE		97	DODECYL TRIMETHYL AMMONIUM BROMIDE
56	SODIUM OCTADECYL MONO OXYETHYLENE SULFATE		126	DODECYL TRIMETHYLAMMONIUM IODIDE
57	SODIUM OCTADECYL DI OXYETHYLENE SULFATE		130	DODECYL TRIMETHYL AMMONIUM FLUORIDE
58	SODIUM OCTADECYL TRI OXYETHYLENE SULFATE		131	DODECYL TRIMETHYLAMMONIUM NITRATE
59	SODIUM OCTADECYL TETRA OXYETHYLENE SULFATE		129	DODECYL TRIMETHYL AMMONIUM BROMATE
547	SODIUM OLEYL MONO-OXYETHYLENE SULFATE		127	DODECYL TRIMETHYL AMMONIUM IODATE
548	SODIUM OLEYL DI-OXYETHYLENE SULFATE		307	DODECYL TRIMETHYLAMMONIUM SULFATE
549	SODIUM OLEYL TRI-OXYETHYLENE SULFATE		128	DODECYL TRIMETHYL AMMONIUM FORMATE
601	SODIUM OCTADECYL MONO-OXYPROPYL SULFATE		643	DODECYL TRIMETHYLAMMONIUM OCTANE SULFATE
232	OCTADECANE 1-SULFONIC ACID		281	DODECYL TRIMETHYLAMMONIUM DODECYL SULFATE
349	SODIUM OCTADECANE 1-SULFONATE		400	DODECYL METHYL DIETHYLAMMONIUM CHLORIDE
178	SODIUM OCTADECANE 2-SULFONATE		401	DODECYL TRIETHYLAMMONIUM CHLORIDE
419	SODIUM ALPHA-HEPTYL UNDECYL SULFONATE		22	DIMETHYL DODECYL AMINE OXIDE HYDROCHLORIDE
241	SODIUM OCTADECANE 1-HYDROXY 2-SULFONATE		293	DODECYL DIMETHYL AMINE OXIDE HYDROBROMIDE
509	SODIUM OCTADECYL BENZENE SULFONATE		633	N-DODECYL BETA-ALANINE HYDROCHLORIDE
C-19			124	DODECYL N BETAINE HYDROCHLORIDE
673	DIPOTASSIUM OCTADECYL MALONATE		500	DODECYL TRI/2-HYDROXYETHYL/AMMONIUM CHLORIDE
79	SODIUM NONADECYL 5 SULFATE		279	DODECYL BENZYL DIMETHYLAMMONIUM CHLORIDE
88	SODIUM 1 NONYL DECYL SULFATE		403	DODECYL DIMETHYLPHENYLAMMONIUM CHLORIDE
C-20			404	DODECYL DIMETHYL 2-PHENYLETHYLAMMONIUM CHLORIDE
683	SODIUM EICOSYLBENZENE SULFONATE			C6H5CH2CH2/N/CH3/2/C12H25
C-29				
89	SODIUM 1 TETRADECYL PENTADECYL SULFATE			
1B. CATIONICS BY NUMBER OF CARBON ATOMS				
C-3				
706	PERFLUORO PROPYLAMINE			
707	PERFLUORO PROPYLAMINE HYDROCHLORIDE			

PART 1. *Grouped by charge and arranged by number of carbon atoms in longest hydrophobic tail and by heads—Continued*

407	DODECYL DIMETHYL 3-PHENYLPROPYLAMMONIUM CHLORIDE C6H5CH2CH2/N/CH3/2/C12H25	1C. NONIONICS BY NUMBER OF CARBON ATOMS	
405	DODECYL METHYLETHYLBENZYLAMMONIUM CHLORIDE	C-2	
371	DODECYL 3-4-DIMETHOXYBENZYL DIMETHYLAMMONIUM CHLORIDE	645	PARA/BETA-D-GLUCOSYL/ETHYLBENZENE
370	DODECYL 3-4-METHYLENEDIOXYBENZYL DIMETHYLAMMONIUM CHLORIDE	C-3	
365	DODECYL 2-CHLOROBENZYL DIMETHYLAMMONIUM CHLORIDE	43	BUTYRIC ACID
367	DODECYL 4-CHLOROBENZYL DIMETHYLAMMONIUM CHLORIDE	706	PERFLURO PROPYLAMINE
366	DODECYL 2-4-DICHLOROBENZYL DIMETHYLAMMONIUM CHLORIDE	646	PARA/BETA-D-GLUCOSYL/PROPYL BENZENE
369	DODECYL 3-4-DICHLOROBENZYL DIMETHYLAMMONIUM CHLORIDE	C-4	
406	DODECYL DIMETHYL META-TRIFLUOROMETHYLBENZYL AMMONIUM CHLORIDE CF3C6H4CH2/N/CH3/2/C12H25	647	PARA/BETA-D-GLUCOSYL/BUTYLBENZENE
361	DODECYL 4-NITROBENZYL DIMETHYL AMMONIUM CHLORIDE	650	PARA/BETA-D-XYLOSYL/BUTYL BENZENE
368	DODECYL 2-HYDROXY-5-NITROBENZYL DIMETHYLAMMONIUM CHLORIDE	461	BUTYL/OXYETHYLENE/1 ALCOHOL--BUTYL GLYCOL ETHER HOMOGENEOUS HEAD GROUP
278	DODECYL PYRIDINIUM CHLORIDE	393	BUTYL/OXYETHYLENE/6 ALCOHOL HOMOGENEOUS HEAD GROUP
290	DODECYL PYRIDINIUM BROMIDE	394	1-METHYL PROPYL/OXYETHYLENE/6 ALCOHOL HOMOGENEOUS HEAD GROUP
376	DODECYL PYRIDINIUM IODIDE	674	DIISOBUTYL BENZENE/OXYETHYLENE/6 ALCOHOL (DB) BRANCHED CHAIN, NATURAL OE DISTRIBUTION
717	DODECYLQUINOLINIUM BROMIDE	C-5	
528	DODECYL TROPYLIUM PERCHLORATE	700	HEXANOIC ACID
460	DODECYL TROPYLIUM MONOPHOSPHATE	C-6	
491	DODECYL TROPYLIUM BISULFATE	708	HEXYLAMINE
C-13		714	HEXYL DIMETHYL AMINE OXIDE
402	TRIDECYL TRIMETHYLAMMONIUM CHLORIDE	686	HEXYL SULFINYL BUTANOL
C-14		684	HEXYL SULFINYLETHANOL
39	TETRADECYL AMMONIUM CHLORIDE	685	HEXYL SULFINYLPROPANOL
413	TETRADECYLAMMONIUM ACETATE	687	HEXYL SULFINYLPENTANOL
42	TETRADECYL TRIMETHYL AMMONIUM CHLORIDE	457	1-4-HEXANEDIOL
98	TETRADECYL TRIMETHYL AMMONIUM BROMIDE	703	4-HEXYL RESORCINOL
308	TETRADECYL TRIMETHYLAMMONIUM SULFATE	103	HEXYL /OXYETHYLENE/ 3 ALCOHOL HOMOGENOUS HEAD GROUP
291	TETRADECYL TRIPROPYLAMMONIUM BROMIDE	380	HEXYL/OXYETHYLENE/4 ALCOHOL HOMOGENEOUS HEAD GROUP
125	TETRADECYL N BETAINE HYDROCHLORIDE	381	HEXYL/OXYETHYLENE/5 ALCOHOL HOMOGENEOUS HEAD GROUP
357	TETRADECYL BENZYL DIMETHYLAMMONIUM CHLORIDE	294	HEXYL/OXYETHYLENE/6 ALCOHOL HOMOGENOUS HEAD GROUP
362	TETRADECYL 4-NITROBENZYL DIMETHYLAMMONIUM CHLORIDE	395	2-ETHYL BUTYL/OXYETHYLENE/6 ALCOHOL HOMOGENEOUS HEAD GROUP
102	TETRADECYL PYRIDINIUM BROMIDE	C-7	
479	TETRADECYL PYRIDINIUM IODIDE	529	OCTANOIC ACID
C-16		715	HEPTYL DIMETHYL AMINE OXIDE
186	HEXADECYL AMMONIUM CHLORIDE	586	METHYL /OXYETHYLENE/ 7.6 OCTANOATE REDUCED POLYDISPERSITY OF HEAD GROUPS
414	HEXADECYLAMMONIUM ACETATE	C-8	
478	HEXADECYL DIMETHYLETHYLAMMONIUM BROMIDE	118	OCTYL N BETAINE
265	HEXADECYL TRIMETHYL AMMONIUM CHLORIDE	132	OCTYL C BETAINE
99	HEXADECYL TRIMETHYLAMMONIUM BROMIDE	251	OCTYL DIMETHYL AMINE OXIDE
309	HEXADECYL TRIMETHYLAMMONIUM SULFATE	348	NN-DIMETHYL 1-1-DIHYDRO-PENTADECAFLUORO OCTYL AMINE N- OXIDE /C7F15CH2N/CH3/20/
666	HEXADECYL TRIBUTYLAMMONIUM BROMATE	710	OCTYL DIMETHYL PHOSPHINE OXIDE
292	HEXADECYL TRIPROPYLAMMONIUM BROMIDE	688	OCTYL SULFINYLETHANOL
266	HEXADECYL DIMETHYL 2-HYDROXYETHYL AMMONIUM CHLORIDE	689	OCTYL SULFINYLPROPANOL
267	HEXADECYL DI-/2-HYDROXYETHYL/METHYL AMMONIUMCHLORIDE	690	OCTYL SULFINYL BUTANOL
268	HEXADECYL TRI-/2-HYDROXYETHYL/ AMMONIUM CHLORIDE	691	OCTYL METHYL SULFOXIDE
269	HEXADECYLDIMETHYL2,3-DIHYDROXYPROPYLAMMONIUMCHLORIDE	648	ALPHA-D-GLUCOSYL OCTANE
275	HEXADECYL DIMETHYLBENZYLAMMONIUM CHLORIDE	424	OCTYL ALPHA-GLYCERYL ETHER
363	HEXADECYL 4-NITROBENZYL DIMETHYLAMMONIUM CHLORIDE	18	OCTYL BETA D GLUCOSIDE
274	HEXADECYL PYRIDINIUM CHLORIDE	423	OCTYL/OXYETHYLENE/1 ALCOHOL--OCTYL GLYCOL ETHER HOMOGENEOUS HEAD GROUP
427	HEXADECYL PYRIDINIUM BROMIDE	104	OCTYL /OXYETHYLENE/ 3 ALCOHOL HOMOGENOUS HEAD GROUP
480	HEXADECYL PYRIDINIUM IODIDE	105	OCTYL /OXYETHYLENE/ 6 ALCOHOL HOMOGENOUS HEAD GROUP
660	HEXADECYL PYRIDINIUM IODATE	106	OCTYL /OXYETHYLENE/ 9 ALCOHOL HOMOGENOUS HEAD GROUP
693	N-CETYL 2-METHYL PYRIDINIUM CHLORIDE	515	ISO-OCTYL/OXYETHYLENE/4 ALCOHOL BRANCHED CHAIN, NATURAL OE DISTRIBUTION
696	N-CETYL 2-METHYL PYRIDINIUM IODIDE	396	2-PROPYL PENTYL/OXYETHYLENE/6 ALCOHOL HOMOGENEOUS HEAD GROUP
694	N-CETYL 3-METHYL PYRIDINIUM CHLORIDE	335	OCTYL BENZENE/OXYETHYLENE/8.5 ALCOHOL BRANCHED CHAIN, NATURAL OE DISTRIBUTION
697	N-CETYL-3-METHYL PYRIDINIUM IODIDE	675	OCTYL BENZENE /OXYETHYLENE/10 ALCOHOL NATURAL DISTRIBUTION OF HEAD GROUPS
695	N-CETYL 4-METHYL PYRIDINIUM CHLORIDE	317	T-OCTYL BENZENE/OXYETHYLENE/10 ALCOHOL REDUCED POLYDISPERSITY OF HEAD GROUPS
698	N-CETYL-4-METHYL PYRIDINIUM IODIDE	318	T-OCTYL BENZENE/OXYETHYLENE/20 ALCOHOL REDUCED POLYDISPERSITY OF HEAD GROUPS
C-18		319	T-OCTYL BENZENE/OXYETHYLENE/30 ALCOHOL REDUCED POLYDISPERSITY OF HEAD GROUPS
187	OCTADECYL AMMONIUM CHLORIDE	207	P-T-OCTYL BENZENE /OXYETHYLENE/1 ALCOHOL HOMOGENOUS HEAD GROUP
415	OCTADECYLAMMONIUM ACETATE	217	P-T-OCTYL BENZENE /OXYETHYLENE/1 ALCOHOL NATURAL DISTRIBUTION OF HEAD GROUPS
270	OCTADECYL TRIMETHYLAMMONIUM CHLORIDE		
477	OCTADECYL TRIMETHYLAMMONIUM BROMIDE		
654	OCTADECYL TRIMETHYLAMMONIUM NITRATE		
658	OCTADECYL TRIMETHYLAMMONIUM BROMATE		
659	OCTADECYL TRIMETHYLAMMONIUM FORMATE		
667	OCTADECYL TRIMETHYLAMMONIUM OXALATE		
662	OCTADECYL TRIETHYLAMMONIUM BROMATE		
663	OCTADECYL TRIPROPYLAMMONIUM BROMATE		
664	OCTADECYL TRIBUTYLAMMONIUM BROMATE		
665	OCTADECYL TRIAMYLAMMONIUM BROMATE		
358	OCTADECYL BENZYL DIMETHYLAMMONIUM CHLORIDE		
364	OCTADECYL 4-NITROBENZYL DIMETHYLAMMONIUM CHLORIDE		
655	OCTADECYL PYRIDINIUM CHLORIDE		
657	OCTADECYL PYRIDINIUM BROMIDE		
481	OCTADECYL PYRIDINIUM IODIDE		
656	OCTADECYL PYRIDINIUM NITRATE		
661	OCTADECYL PYRIDINIUM IODATE		



PART 1. *Grouped by charge and arranged by number of carbon atoms in longest hydrophobic tail and by heads—Continued*

208 P-T-OCTYL BENZENE /OXYETHYLENE/2 ALCOHOL HOMOGENOUS HEAD GROUP  
 218 P-T-OCTYL BENZENE /OXYETHYLENE/2 ALCOHOL NATURAL DISTRIBUTION OF HEAD GROUPS  
 209 P-T-OCTYL BENZENE /OXYETHYLENE/3 ALCOHOL HOMOGENOUS HEAD GROUP  
 219 P-T-OCTYL BENZENE /OXYETHYLENE/3 ALCOHOL NATURAL DISTRIBUTION OF HEAD GROUPS  
 210 P-T-OCTYL BENZENE /OXYETHYLENE/4 ALCOHOL HOMOGENOUS HEAD GROUP  
 220 P-T-OCTYL BENZENE /OXYETHYLENE/4 ALCOHOL NATURAL DISTRIBUTION OF HEAD GROUPS  
 211 P-T-OCTYL BENZENE /OXYETHYLENE/5 ALCOHOL HOMOGENOUS HEAD GROUP  
 221 P-T-OCTYL BENZENE /OXYETHYLENE/5 ALCOHOL NATURAL DISTRIBUTION OF HEAD GROUPS  
 212 P-T-OCTYL BENZENE /OXYETHYLENE/6 ALCOHOL HOMOGENOUS HEAD GROUP  
 222 P-T-OCTYL BENZENE /OXYETHYLENE/6 ALCOHOL NATURAL DISTRIBUTION OF HEAD GROUPS  
 213 P-T-OCTYL BENZENE /OXYETHYLENE/7 ALCOHOL HOMOGENOUS HEAD GROUP  
 223 P-T-OCTYL BENZENE /OXYETHYLENE/7 ALCOHOL NATURAL DISTRIBUTION OF HEAD GROUPS  
 214 P-T-OCTYL BENZENE /OXYETHYLENE/8 ALCOHOL HOMOGENOUS HEAD GROUP  
 224 P-T-OCTYL BENZENE /OXYETHYLENE/8 ALCOHOL NATURAL DISTRIBUTION OF HEAD GROUPS  
 215 P-T-OCTYL BENZENE /OXYETHYLENE/9 ALCOHOL HOMOGENOUS HEAD GROUP  
 223 P-T-OCTYL BENZENE /OXYETHYLENE/7 ALCOHOL NATURAL DISTRIBUTION OF HEAD GROUPS  
 214 P-T-OCTYL BENZENE /OXYETHYLENE/8 ALCOHOL HOMOGENOUS HEAD GROUP  
 224 P-T-OCTYL BENZENE /OXYETHYLENE/8 ALCOHOL NATURAL DISTRIBUTION OF HEAD GROUPS  
 215 P-T-OCTYL BENZENE /OXYETHYLENE/9 ALCOHOL HOMOGENOUS HEAD GROUP  
 225 P-T-OCTYL BENZENE /OXYETHYLENE/9 ALCOHOL NATURAL DISTRIBUTION OF HEAD GROUPS  
 206 TRITON X-100(P-T-OCTYL BENZENE/OXYETHYLENE/9)NATURAL DISTRIBUTION OF HEAD GROUPS  
 216 P-T-OCTYL BENZENE /OXYETHYLENE/10 ALCOHOL HOMOGENOUS HEAD GROUP  
 226 P-T-OCTYL BENZENE /OXYETHYLENE/10 ALCOHOL NATURAL DISTRIBUTION OF HEAD GROUPS  
 227 P-T-OCTYL BENZENE /OXYETHYLENE/16 ALCOHOL NATURAL DISTRIBUTION OF HEAD GROUPS  
 228 P-T-OCTYL BENZENE /OXYETHYLENE/40 ALCOHOL NATURAL DISTRIBUTION OF HEAD GROUPS

C-9

530 DECAHOIC ACID  
 254 NONYL DIMETHYL AMINE OXIDE  
 580 METHYL /OXYETHYLENE/ 7.0 DECAHOATE REDUCED POLYDISPERSITY OF HEAD GROUPS  
 581 METHYL /OXYETHYLENE/ 10.3 DECAHOATE REDUCED POLYDISPERSITY OF HEAD GROUPS  
 578 METHYL /OXYETHYLENE/ 11.9 DECAHOATE REDUCED POLYDISPERSITY OF HEAD GROUPS  
 582 METHYL /OXYETHYLENE/ 16.0 DECAHOATE NATURAL DISTRIBUTION OF HEAD GROUPS  
 516 NONYL/OXYETHYLENE/4 ALCOHOL BRANCHED CHAIN, NATURAL OE DISTRIBUTION  
 153 NONYL BENZENE /OXYETHYLENE/ 5.0 ALCOHOL BRANCHED CHAIN, NATURAL OE DISTRIBUTION  
 336 NONYL BENZENE/OXYETHYLENE/9.5 ALCOHOL BRANCHED CHAIN, NATURAL OE DISTRIBUTION  
 154 NONYL BENZENE /OXYETHYLENE/ 9.8 ALCOHOL BRANCHED CHAIN, NATURAL OE DISTRIBUTION  
 320 NONYL BENZENE/OXYETHYLENE/10 ALCOHOL BRANCHED CHAIN, REDUCED OE DISTRIBUTION  
 167 NONYL BENZENE /OXYETHYLENE/ 10 ALCOHOL BRANCHED CHAIN, NATURAL OE DISTRIBUTION  
 337 NONYL BENZENE/OXYETHYLENE/10.5 ALCOHOL BRANCHED CHAIN, NATURAL OE DISTRIBUTION  
 463 NONYL BENZENE/OXYETHYLENE/11 ALCOHOL NATURAL DISTRIBUTION OF HEAD GROUPS  
 321 NONYL BENZENE/OXYETHYLENE/15 ALCOHOL BRANCHED CHAIN, REDUCED OE DISTRIBUTION  
 464 NONYL BENZENE/OXYETHYLENE/15 ALCOHOL NATURAL DISTRIBUTION OF HEAD GROUPS  
 168 NONYL BENZENE /OXYETHYLENE/ 15 ALCOHOL BRANCHED CHAIN, NATURAL OE DISTRIBUTION

155 NONYL BENZENE /OXYETHYLENE/ 15.4 ALCOHOL BRANCHED CHAIN, NATURAL OE DISTRIBUTION  
 322 NONYL BENZENE/OXYETHYLENE/20 ALCOHOL BRANCHED CHAIN, REDUCED OE DISTRIBUTION  
 156 NONYL BENZENE /OXYETHYLENE/ 20.0 ALCOHOL BRANCHED CHAIN, NATURAL OE DISTRIBUTION  
 323 NONYL BENZENE/OXYETHYLENE/30 ALCOHOL BRANCHED CHAIN, REDUCED OE DISTRIBUTION  
 721 NONYL BENZENE /OXYETHYLENE/30 ALCOHOL BRANCHED CHAIN DIALYSED  
 169 NONYL BENZENE /OXYETHYLENE/ 30 ALCOHOL BRANCHED CHAIN, NATURAL OE DISTRIBUTION  
 157 NONYL BENZENE /OXYETHYLENE/ 30.2 ALCOHOL BRANCHED CHAIN, NATURAL OE DISTRIBUTION  
 324 NONYL BENZENE/OXYETHYLENE/50 ALCOHOL BRANCHED CHAIN, REDUCED OE DISTRIBUTION  
 338 NONYL BENZENE/OXYETHYLENE/100 ALCOHOL BRANCHED CHAIN, NATURAL OE DISTRIBUTION

C-10

119 DECYL N BETAIN  
 133 DECYL C BETAIN  
 252 DECYL DIMETHYL AMINE OXIDE  
 711 DECYL DIMETHYL PHOSPHINE OXIDE  
 587 DECYL DIMETHYLAMMONIOPROPANE SULFONATE  
 692 DECYL SULFINYLETHANOL  
 19 DECYL BETA D GLUCOSIDE  
 201 DECYL /OXYETHYLENE/8 OXYMETHYL REDUCED POLYDISPERSION OF HEAD GROUPS  
 202 DECYL /OXYETHYLENE/11 OXYMETHYL REDUCED POLYDISPERSION OF HEAD GROUPS  
 204 DECYL /OXYETHYLENE/12 OXYMETHYL REDUCED POLYDISPERSION  
 107 DECYL /OXYETHYLENE/ 3 ALCOHOL HOMOGENOUS HEAD GROUP  
 379 DECYL/OXYETHYLENE/4 ALCOHOL HOMOGENOUS HEAD GROUP  
 519 DECYL/OXO-PROCESS/ /OXYETHYLENE/4 ALCOHOL BRANCHED CHAIN, NATURAL OE DISTRIBUTION  
 378 DECYL/OXYETHYLENE/5 ALCOHOL HOMOGENOUS HEAD GROUP  
 143 DECYL /OXYETHYLENE/ 5.0 ALCOHOL BRANCHED CHAIN, NATURAL OE DISTRIBUTION  
 108 DECYL /OXYETHYLENE/ 6 ALCOHOL HOMOGENOUS HEAD GROUP  
 109 DECYL /OXYETHYLENE/ 9 ALCOHOL HOMOGENOUS HEAD GROUP  
 144 DECYL /OXYETHYLENE/ 10.0 ALCOHOL BRANCHED CHAIN, NATURAL OE DISTRIBUTION  
 517 DECYL/OXO-PROCESS/ /OXYETHYLENE/10 ALCOHOL BRANCHED CHAIN, NATURAL OE DISTRIBUTION  
 145 DECYL /OXYETHYLENE/ 14.9 ALCOHOL BRANCHED CHAIN, NATURAL OE DISTRIBUTION  
 146 DECYL /OXYETHYLENE/ 20.0 ALCOHOL BRANCHED CHAIN, NATURAL OE DISTRIBUTION  
 147 DECYL /OXYETHYLENE/ 29.4 ALCOHOL BRANCHED CHAIN, NATURAL OE DISTRIBUTION  
 397 2-BUTYL HEXYL/OXYETHYLENE/6 ALCOHOL HOMOGENOUS HEAD GROUP  
 398 2-BUTYL HEXYL/OXYETHYLENE/9 ALCOHOL HOMOGENOUS HEAD GROUP  
 523 DECYL BENZENE PARA/OXYETHYLENE/11.0 ALCOHOL NATURAL DISTRIBUTION OF HEAD GROUPS  
 522 DECYL BENZENE ORTHO/OXYETHYLENE/11.2 ALCOHOL NATURAL DISTRIBUTION OF HEAD GROUPS

C-11

531 DODECANOIC ACID  
 120 UNDECYL N BETAIN  
 713 UNDECYL DIMETHYL AMINE OXIDE  
 495 SUCROSE MONOLAURATE  
 276 NONAETHYLENE GLYCOL MONODODECANOATE NATURAL DISTRIBUTION OF HEAD GROUPS  
 583 METHYL /OXYETHYLENE/ 6.0 DODECANOATE REDUCED POLYDISPERSITY OF HEAD GROUPS  
 584 METHYL /OXYETHYLENE/ 8.4 DODECANOATE REDUCED POLYDISPERSITY OF HEAD GROUPS  
 585 METHYL /OXYETHYLENE/ 11.2 DODECANOATE REDUCED POLYDISPERSITY OF HEAD GROUPS  
 579 METHYL /OXYETHYLENE/ 12.5 DODECANOATE REDUCED POLYDISPERSITY OF HEAD GROUPS  
 440 /OXYETHYLENE/4 SORBITAN MONOLAURATE ISOMERS AND DISTRIBUTED MULTIPLE OE CHAINS  
 441 /OXYETHYLENE/8 SORBITAN MONOLAURATE ISOMERS AND DISTRIBUTED MULTIPLE OE CHAINS  
 442 /OXYETHYLENE/10 SORBITAN MONOLAURATE ISOMERS AND DISTRIBUTED MULTIPLE OE CHAINS  
 443 /OXYETHYLENE/20 SORBITAN MONOLAURATE ISOMERS AND DISTRIBUTED MULTIPLE OE CHAINS  
 444 /OXYETHYLENE/25 SORBITAN MONOLAURATE ISOMERS AND DISTRIBUTED MULTIPLE OE CHAINS



PART 1. Grouped by charge and arranged by number of carbon atoms in longest hydrophobic tail and by heads—Continued

520 UNDECYL/OXYETHYLENE/8 ALCOHOL NATURAL DISTRIBUTION OF HEAD GROUPS  
550 LAURIC ACID DIETHANOLAMINE CONDENSATE

C-12

121 DODECYL N BETAINES  
592 DODECYL N-DIETHYL N-BETAINE  
134 DODECYL C BETAINES  
21 DIMETHYL DODECYL AMINE OXIDE  
712 DODECYL DIMETHYL PHOSPHINE OXIDE  
590 DODECYL DIMETHYLAMMONIOPROPANE CARBOXYLATE  
588 DODECYL DIMETHYLAMMONIOPROPANE SULFONATE  
593 DIMETHYL DODECYLPHOSPHONIOPROPANE HYDROXY SULFONATE  
594 DODECYL DIPROPYL AMMONIOPROPANE SULFONATE  
595 DODECYL DIMETHYL AMMONIOPROPANE SULFATE  
591 DODECYL DIMETHYLPHOSPHONIOPROPANE SULFONATE  
649 ALPHA-D-GLUCOSYL DODECANE  
20 DODECYL BETA D GLUCOSIDE  
205 DODECYL /OXYETHYLENE/12 OXYMETHYL REDUCED POLYDISPERSION OF HEAD GROUPS  
325 DODECYL/OXYETHYLENE/4 ALCOHOL REDUCED POLYDISPERSITY OF HEAD GROUPS  
377 DODECYL/OXYETHYLENE/ 5 ALCOHOL HOMOGENEOUS HEAD GROUP  
110 DODECYL /OXYETHYLENE/ 6 ALCOHOL HOMOGENOUS HEAD GROUP  
468 DODECYL/OXYETHYLENE/6.2 ALCOHOL NATURAL DISTRIBUTION OF HEAD GROUPS  
488 DODECYL/OXYETHYLENE/7 ALCOHOL HOMOGENEOUS HEAD GROUP  
115 DODECYL /OXYETHYLENE/7 ALCOHOL REDUCED POLYDISPERSION OF HEAD GROUPS  
469 DODECYL/OXYETHYLENE/7.6 ALCOHOL NATURAL DISTRIBUTION OF HEAD GROUPS  
163 DODECYL /OXYETHYLENE/ 8 ALCOHOL NATURAL DISTRIBUTION OF HEAD GROUPS  
489 DODECYL/OXYETHYLENE/9 ALCOHOL HOMOGENEOUS HEAD GROUP  
310 DODECYL/OXYETHYLENE/10 ALCOHOL NATURAL DISTRIBUTION OF HEAD GROUPS  
470 DODECYL/OXYETHYLENE/10.6 ALCOHOL NATURAL DISTRIBUTION OF HEAD GROUPS  
490 DODECYL/OXYETHYLENE/12 ALCOHOL HOMOGENEOUS HEAD GROUP  
164 DODECYL /OXYETHYLENE/ 12 ALCOHOL NATURAL DISTRIBUTION OF HEAD GROUPS  
326 DODECYL/OXYETHYLENE/14 ALCOHOL REDUCED POLYDISPERSITY OF HEAD GROUPS  
471 DODECYL/OXYETHYLENE/15.8 ALCOHOL NATURAL DISTRIBUTION OF HEAD GROUPS  
716 DODECYL /OXYETHYLENE/16 ALCOHOL REDUCED POLYDISPERSITY OF HEAD GROUPS  
165 DODECYL /OXYETHYLENE/ 18 ALCOHOL NATURAL DISTRIBUTION OF HEAD GROUPS  
472 DODECYL/OXYETHYLENE/20.4 ALCOHOL NATURAL DISTRIBUTION OF HEAD GROUPS  
327 DODECYL/OXYETHYLENE/23 ALCOHOL REDUCED POLYDISPERSITY OF HEAD GROUPS  
166 DODECYL /OXYETHYLENE/ 23 ALCOHOL NATURAL DISTRIBUTION OF HEAD G OUPS  
473 DODECYL/OXYETHYLENE/27.1 ALCOHOL NATURAL DISTRIBUTION OF HEAD GROUPS  
170 DODECYL /OXYETHYLENE/ 28 ALCOHOL REDUCED DISTRIBUTION OF HEAD GROUPS  
116 DODECYL /OXYETHYLENE/30 ALCOHOL REDUCED POLYDISPERSION OF HEAD GROUPS  
474 DODECYL/OXYETHYLENE/38.6 ALCOHOL NATURAL DISTRIBUTION OF HEAD GROUPS  
475 DODECYL/OXYETHYLENE/67.3 ALCOHOL NATURAL DISTRIBUTION OF HEAD GROUPS  
518 TRIMETHYLNONYL/OXYETHYLENE/6 ALCOHOL BRANCHED CHAIN, NATURAL OE DISTRIBUTION  
158 DODECYL BENZENE /OXYETHYLENE/ 5.0 ALCOHOL BRANCHED CHAIN, NATURAL OE DISTRIBUTION  
159 DODECYL BENZENE /OXYETHYLENE/ 10.2 ALCOHOL BRANCHED CHAIN, NATURAL OE DISTRIBUTION  
160 DODECYL BENZENE /OXYETHYLENE/ 15.1 ALCOHOL BRANCHED CHAIN, NATURAL OE DISTRIBUTION  
161 DODECYL BENZENE /OXYETHYLENE/ 20.1 ALCOHOL BRANCHED CHAIN, NATURAL OE DISTRIBUTION  
162 DODECYL BENZENE /OXYETHYLENE/ 30.6 ALCOHOL BRANCHED CHAIN, NATURAL OE DISTRIBUTION

C-13

532 TETRADECANOIC ACID  
497 SUCROSE MONOMYRISTATE  
312 TRIDECYL/OXYETHYLENE/5 ALCOHOL BRANCHED CHAIN, REDUCED OE DISTRIBUTION

148 TRIDECYL /OXYETHYLENE/ 5.2 ALCOHOL BRANCHED CHAIN, NATURAL OE DISTRIBUTION  
431 TRIDECYL/OXO-PROCESS/ /OXYETHYLENE/8.5 ALCOHOL BRANCHED CHAIN, NATURAL OE DISTRIBUTION  
465 TRIDECYL/OXYETHYLENE/9 ALCOHOL NATURAL DISTRIBUTION OF HEAD GROUPS  
466 TRIDECYL/SECONDARY/ /OXYETHYLENE/9 ALCOHOL NATURAL DISTRIBUTION OF HEAD GROUPS  
313 TRIDECYL/OXYETHYLENE/9.5 ALCOHOL BRANCHED CHAIN, REDUCED OE DISTRIBUTION  
521 TRIDECYL/OXYETHYLENE/10 ALCOHOL BRANCHED CHAIN, NATURAL OE DISTRIBUTION  
432 TRIDECYL/OXO-PROCESS/ /OXYETHYLENE/10 ALCOHOL BRANCHED CHAIN, NATURAL OE DISTRIBUTION  
149 TRIDECYL /OXYETHYLENE/ 10.1 ALCOHOL BRANCHED CHAIN, NATURAL OE DISTRIBUTION  
467 TRIDECYL/SECONDARY/ /OXYETHYLENE/12 ALCOHOL NATURAL DISTRIBUTION OF HEAD GROUPS  
314 TRIDECYL/OXYETHYLENE/14 ALCOHOL BRANCHED CHAIN, REDUCED OE DISTRIBUTION  
433 TRIDECYL/OXO-PROCESS/ /OXYETHYLENE/15 ALCOHOL BRANCHED CHAIN, NATURAL OE DISTRIBUTION  
150 TRIDECYL /OXYETHYLENE/ 15.2 ALCOHOL BRANCHED CHAIN, NATURAL OE DISTRIBUTION  
315 TRIDECYL/OXYETHYLENE/20 ALCOHOL BRANCHED CHAIN, REDUCED OE DISTRIBUTION  
151 TRIDECYL /OXYETHYLENE/ 20.0 ALCOHOL BRANCHED CHAIN, NATURAL OE DISTRIBUTION  
434 TRIDECYL/OXO-PROCESS/ /OXYETHYLENE/22 ALCOHOL BRANCHED CHAIN, NATURAL OE DISTRIBUTION  
316 TRIDECYL/OXYETHYLENE/30 ALCOHOL BRANCHED CHAIN, REDUCED OE DISTRIBUTION  
152 TRIDECYL /OXYETHYLENE/ 30.6 ALCOHOL BRANCHED CHAIN, NATURAL OE DISTRIBUTION

C-14

122 TETRADECYL N BETAINES  
253 TETRADECYL DIMETHYL AMINE OXIDE  
289 TETRADECYL/OXYETHYLENE/6 ALCOHOL HOMOGENOUS HEAD GROUP

C-15

533 HEXADECANOIC ACID  
498 SUCROSE MONOPALMITATE

C-16

123 HEXADECYL N BETAINES  
589 HEXADECYLDIMETHYLAMMONIOPROPANE SULFONATE  
499 SUCROSE DI-PALMITATE  
282 HEXADECYL /OXYETHYLENE/ 6 ALCOHOL HOMOGENOUS HEAD GROUP  
330 HEXADECYL/OXYETHYLENE/7 ALCOHOL HOMOGENEOUS HEAD GROUP  
331 HEXADECYL/OXYETHYLENE/9 ALCOHOL HOMOGENEOUS HEAD GROUP  
332 HEXADECYL/OXYETHYLENE/12 ALCOHOL HOMOGENEOUS HEAD GROUP  
524 HEXADECYL/OXYETHYLENE/14 ALCOHOL BRANCHED CHAIN, NATURAL OE DISTRIBUTION  
333 HEXADECYL/OXYETHYLENE/15 ALCOHOL HOMOGENEOUS HEAD GROUP  
535 HEXADECYL/OXYETHYLENE/18 ALCOHOL  
334 HEXADECYL/OXYETHYLENE/21 ALCOHOL HOMOGENEOUS HEAD GROUP  
117 HEXADECYL /OXYETHYLENE/30 ALCOHOL REDUCED POLYDISPERSION OF HEAD GROUPS

C-17

534 OCTADECANOIC ACID  
496 SUCROSE MONOSTEARATE  
553 XYLYL SULFOSTEARIC ACID

C-18

435 OCTADECYL/OXYETHYLENE/10 ALCOHOL NATURAL DISTRIBUTION OF HEAD GROUPS  
328 OCTADECYL/OXYETHYLENE/14 ALCOHOL REDUCED POLYDISPERSITY OF HEAD GROUPS  
436 OCTADECYL/OXYETHYLENE/20 ALCOHOL NATURAL DISTRIBUTION OF HEAD GROUPS  
329 OCTADECYL/OXYETHYLENE/100 ALCOHOL REDUCED POLYDISPERSITY OF HEAD GROUPS  
437 OLEYL/CIS-9-OCTADECENOYL/ /OXYETHYLENE/12 ALCOHOL NATURAL DISTRIBUTION OF HEAD GROUPS  
438 OLEYL/CIS-9-OCTADECENOYL/ /OXYETHYLENE/16 ALCOHOL NATURAL DISTRIBUTION OF HEAD GROUPS  
439 OLEYL/CIS-9-OCTADECENOYL/ /OXYETHYLENE/20 ALCOHOL NATURAL DISTRIBUTION OF HEAD GROUP

## Structural Indexes of Compounds with Keys to Compound Numbers—Continued

### PART 2. Surfactants grouped by charge and by head group and arranged by number of carbon atoms in longest hydrophobic tail.

#### 2A. ANIONICS BY HEAD GROUP

##### CARBOXYLIC ACID

- 428 PERFLUORO ACETIC ACID
- 429 PERFLUORO PROPIONIC ACID
- 43 BUTYRIC ACID
- 430 PERFLUORO BUTYRIC ACID
- 452 3-4-DICHLOROFLUORO BUTYRIC/KEL-F/ACID
- 700 HEXANOIC ACID
- 416 PERFLUORO HEXANOIC ACID
- 453 3-5-6-TRICHLOROFLUORO HEXANOIC/KEL-F/ACID
- 374 DODECAFLUOROHEPTANOIC ACID H/CF<sub>2</sub>/6COOH
- 529 OCTANOIC ACID
- 417 PERFLUORO OCTANOIC ACID
- 454 3-5-7-8-TETRACHLOROFLUORO OCTANOIC/KEL-F/ACID
- 375 HEXADECALUORONONANOIC ACID H/CF<sub>2</sub>/8COOH
- 530 DECANOIC ACID
- 455 PERFLUORO DECANOIC ACID
- 531 DODECANOIC ACID
- 532 TETRADECANOIC ACID
- 533 HEXADECANOIC ACID
- 534 OCTADECANOIC ACID

##### MONOCARBOXYLATE

- 699 SODIUM BUTYRATE
- 484 SODIUM PENTANOATE/VALERATE/
- 485 SODIUM HEXANOATE/CAPROATE/
- 188 POTASSIUM HEXANOATE
- 701 POTASSIUM PERFLUOROHEXANOATE
- 486 SODIUM HEPTANOATE
- 296 POTASSIUM HEPTANOATE
- 355 AMMONIUM DODECAFLUOROHEPTANOATE H/CF<sub>2</sub>/6COONH<sub>4</sub>
- 476 SODIUM OCTANOATE
- 44 POTASSIUM OCTANOATE
- 456 POTASSIUM PERFLUORO OCTANOATE
- 303 DI-ISOPROPYLAMONIUM CAPRYLATE
- 284 HEXANOLAMINE-CH<sub>3</sub>CH<sub>2</sub>/OH/CH<sub>2</sub>C/CH<sub>3</sub>/2NH<sub>2</sub>-OCTANOATE
- 487 SODIUM NONANOATE
- 350 POTASSIUM NONANOATE
- 372 AMMONIUM HEXADECALUORONONANOATE H/CF<sub>2</sub>/8 COO NH<sub>4</sub>
- 299 SODIUM DECANOATE
- 90 POTASSIUM DECANOATE
- 702 POTASSIUM PERFLUORODECANOATE
- 297 POTASSIUM UNDECANOATE
- 527 SODIUM UNDECANE-3-CARBOXYLATE
- 373 AMMONIUM EICOSAFLUOROUNDECANOATE H/CF<sub>2</sub>/10 COO NH<sub>4</sub>
- 273 SODIUM DODECANOATE
- 91 POTASSIUM DODECANOATE
- 627 CESIUM DODECANOATE
- 277 BENZYL TRIMETHYL AMMONIUM DODECANOATE
- 351 POTASSIUM TRIDECANOATE
- 298 SODIUM TETRADECANOATE
- 92 POTASSIUM TETRADECANOATE
- 300 SODIUM HEXADECANOATE
- 185 POTASSIUM HEXADECANOATE
- 448 SODIUM OCTADECANOATE /STEARATE/
- 256 POTASSIUM STEARATE
- 263 SODIUM OLEATE /CIS-9-OCTADECENOATE/
- 305 POTASSIUM OLEATE/ CIS-9-OCTADECENOATE/
- 285 HEXANOLAMINE-CH<sub>3</sub>CH<sub>2</sub>/OH/CH<sub>2</sub>C/CH<sub>3</sub>/2NH<sub>2</sub>-OLEATE
- 264 SODIUM ELAIDATE /TRANS-9-OCTADECENOATE/
- 629 POTASSIUM ELAIDATE/TRANS-9-OCTADECENOATE/
- 283 HEXANOLAMINE-CH<sub>3</sub>CH<sub>2</sub>/OH/CH<sub>2</sub>C/CH<sub>3</sub>/2NH<sub>2</sub>-ELAIDATE
- 255 POTASSIUM 9,10 DIHYDROXY STEARATE
- 630 POTASSIUM RICINOLEATE/12 HYDROXY OLEATE/
- 631 POTASSIUM RICINELAIDATE/12 HYDROXY ELAIDATE/

##### POLYCARBOXYLATE

- 668 DIPOTASSIUM OCTYL MALONATE
- 669 DIPOTASSIUM DECYL MALONATE
- 670 DIPOTASSIUM DODECYL MALONATE
- 671 DIPOTASSIUM TETRADECYL MALONATE
- 672 DIPOTASSIUM HEXADECYL MALONATE
- 673 DIPOTASSIUM OCTADECYL MALONATE
- 420 POTASSIUM 1-1-2-OCTANE TRICARBOXYLATE
- 425 POTASSIUM 1-1-2-DECANE TRICARBOXYLATE

- 421 POTASSIUM 1-1-2-DODECANE TRICARBOXYLATE
- 426 POTASSIUM 1-1-2-TETRADECANE TRICARBOXYLATE
- 422 POTASSIUM 1-1-2-HEXADECANE TRICARBOXYLATE

##### SULFO CARBOXYLIC ACID

- 6 SODIUM ALPHA SULFOPELARGONIC ACID
- 602 ALPHA SULFO LAURIC ACID
- 235 SODIUM ALPHA SULFO LAURIC ACID
- 189 ALPHA SULFOMYRISTIC ACID
- 236 SODIUM ALPHA SULFO MYRISTIC ACID
- 190 ALPHA SULFOPALMITIC ACID
- 237 SODIUM ALPHA SULFO PALMITIC ACID
- 191 ALPHA SULFOSTEARIC ACID
- 551 PHENYL SULFOSTEARIC ACID
- 552 TOLYL SULFOSTEARIC ACID
- 553 XYLAL SULFOSTEARIC ACID
- 9 SODIUM ALPHA SULFOSTEARIC ACID
- 11 SODIUM ALPHA SULFO PHENYL STEARIC ACID
- 12 SODIUM 9,10 DICHLORO ALPHA SULFOSTEARIC ACID

##### SULFO CARBOXYLATE

- 233 DISODIUM ALPHA SULFO MYRISTATE
- 234 DISODIUM ALPHA SULFO PALMITATE
- 197 DISODIUM 2 SULFOETHYL ALPHA SULFOPALMITATE
- 8 DISODIUM ALPHA SULFOPHENYLSTEARATE
- 10 DISODIUM ALPHA SULFOSTEARATE
- 198 DISODIUM 2 SULFOETHYL ALPHA SULFOSTEARATE
- 13 DISODIUM 9,10 DICHLORO ALPHA SULFOSTEARATE
- 14 DISODIUM 9,10 DIHYDROXY ALPHA SULFOSTEARATE

##### PHOSPHONO CARBOXYLIC ACID

- 611 ALPHAPHOSPHONO PELARGONIC ACID
- 612 ALPHAPHOSPHONO DECANOIC ACID
- 613 ALPHAPHOSPHONO DODECANOIC ACID
- 614 ALPHAPHOSPHONO TETRADECANOIC ACID
- 615 ALPHAPHOSPHONO HEXADECANOIC ACID

##### PHOSPHONO CARBOXYLATE

- 616 MONOSODIUM ALPHAPHOSPHONO DECANOATE
- 617 MONOSODIUM ALPHAPHOSPHONO DODECANOATE
- 618 MONOSODIUM ALPHAPHOSPHONO TETRADECANOATE
- 619 MONOSODIUM ALPHAPHOSPHONO HEXADECANOATE
- 620 DISODIUM ALPHAPHOSPHONO DODECANOATE
- 621 DISODIUM ALPHAPHOSPHONO TETRADECANOATE
- 622 DISODIUM ALPHAPHOSPHONO HEXADECANOATE
- 623 DISODIUM ALPHAPHOSPHONO OCTADECANOATE
- 624 TRISODIUM ALPHAPHOSPHONO TETRADECANOATE
- 625 TRISODIUM ALPHAPHOSPHONO HEXADECANOATE
- 626 TRISODIUM ALPHAPHOSPHONO OCTADECANOATE

##### SULFO CARBOXYLIC ESTER

- 25 SODIUM ETHYL ALPHA SULFOPELARGONATE
- 26 SODIUM AMYL ALPHA SULFOPELARGONATE
- 27 SODIUM HEXYL ALPHA SULFOPELARGONATE
- 28 SODIUM HEPTYL ALPHA SULFOPELARGONATE
- 35 SODIUM H/CF<sub>2</sub>CF<sub>2</sub>/3CH<sub>2</sub> ALPHA SULFOPELARGONATE
- 7 SODIUM OCTYL ALPHA SULFOPELARGONATE
- 31 SODIUM 2 OCTYL ALPHA SULFOPELARGONATE
- 32 SODIUM 2 ETHYLHEXYL ALPHA SULFOPELARGONATE
- 29 SODIUM NONYL ALPHA SULFOPELARGONATE
- 30 SODIUM DECYL ALPHA SULFOPELARGONATE
- 33 SODIUM /OXO/ DECYL ALPHA SULFOPELARGONATE
- 34 SODIUM DODECYL ALPHA SULFOPELARGONATE
- 603 SODIUM PROPYL ALPHA SULFO LAURATE
- 604 SODIUM METHYL ALPHA SULFO MYRISTATE
- 36 SODIUM METHYL ALPHA SULFOPALMITATE
- 192 SODIUM ETHYL ALPHA SULFOPALMITATE
- 193 SODIUM PROPYL ALPHA SULFOPALMITATE
- 194 SODIUM METHYL ALPHA SULFOSTEARATE
- 195 SODIUM ETHYL ALPHA SULFOSTEARATE
- 196 SODIUM PROPYL ALPHA SULFOSTEARATE
- 199 SODIUM ISOPROPYL ALPHA SULFOSTEARATE

##### PHOSPHONO ESTER

- 605 SODIUM AMYL ALPHAPHOSPHONO PELARGONATE



PART 2. *Surfactants grouped by charge and by head group and arranged by number of carbon atoms in longest hydrophobic tail*—Continued

606 SODIUM AMYL ALPHAPHOSPHONO CAPRATE  
607 SODIUM ISOPROPYL ALPHAPHOSPHONO LAURATE  
608 SODIUM METHYL ALPHAPHOSPHONO MYRISTATE  
610 SODIUM METHYL ALPHAPHOSPHONO STEARATE  
609 SODIUM ISOPROPYL ALPHAPHOSPHONO PALMITATE

SULFATE

2 SODIUM OCTYL 1 SULFATE  
347 OCTYL TRIMETHYLAMMONIUM OCTYL SULFATE  
643 DODECYL TRIMETHYLAMMONIUM OCTANE SULFATE  
66 SODIUM OCTYL 2 SULFATE  
295 SODIUM NONYL 1-SULFATE  
3 SODIUM DECYL 1 SULFATE  
642 OCTYL TRIMETHYLAMMONIUM DECANE SULFATE  
79 SODIUM NONADECYL 5 SULFATE  
346 DECYL TRIMETHYLAMMONIUM DECYL SULFATE  
15 SODIUM DECYL 2 SULFATE  
311 SODIUM UNDECYL 1-SULFATE  
72 SODIUM UNDECYL 3 SULFATE  
80 SODIUM UNDECYL 6 SULFATE

C-12

705 DODECYL SULFURIC ACID  
1 SODIUM DODECYL 1 SULFATE  
634 POTASSIUM DODECYL SULFATE  
111 LITHIUM DODECYL 1 SULFATE  
23 SILVER DODECYL 1 SULFATE  
568 MAGNESIUM DODECYL SULFATE  
24 CALCIUM DODECYL 1 SULFATE  
569 STRONTIUM DODECYL SULFATE  
575 NICKEL DODECYL SULFATE  
572 COBALTOUS DODECYL SULFATE  
574 ZINC DODECYL SULFATE  
570 LEAD DODECYL SULFATE  
571 MANGANESE DODECYL SULFATE  
573 CUPRIC DODECYL SULFATE  
386 AMMONIUM DODECYL SULFATE  
387 METHYLAMMONIUM DODECYL SULFATE  
388 ETHYLAMMONIUM DODECYL SULFATE  
389 BUTYLAMMONIUM DODECYL SULFATE  
112 TETRAMETHYL AMMONIUM DODECYL 1 SULFATE  
382 ETHYL TRIMETHYLAMMONIUM DODECYL SULFATE  
383 BUTYL TRIMETHYLAMMONIUM DODECYL SULFATE  
718 TETRAETHYLAMMONIUM DODECYL SULFATE  
719 TETRABUTYLAMMONIUM DODECYL SULFATE  
720 1-6-DITRIMETHYLAMMONIUM-HEXANE/DODECYL SULFATE/2  
409 TRIETHANOLAMMONIUM DODECYL SULFATE  
410 MORPHOLINIUM DODECYL SULFATE  
391 OCTYLAMMONIUM DODECYL SULFATE  
385 OCTYL TRIMETHYLAMMONIUM DODECYL SULFATE  
280 DECYL TRIMETHYL AMMONIUM DODECYL SULFATE  
281 DODECYL TRIMETHYLAMMONIUM DODECYL SULFATE  
67 SODIUM DODECYL 2 SULFATE  
562 SODIUM DODECENYL SULFATE  
68 SODIUM TRIDECYL 2 SULFATE  
83 SODIUM TRIDECYL 7 SULFATE  
4 SODIUM TETRADECYL 1 SULFATE  
526 SODIUM 2-DI-N-HEXYL ETHYL SULFATE  
637 LITHIUM TETRADECYL SULFATE  
576 CUPRIC TETRADECYL SULFATE  
16 SODIUM TETRADECYL 2 SULFATE  
73 SODIUM TETRADECYL 3 SULFATE  
17 SODIUM TETRADECYL 4 SULFATE  
77 SODIUM TETRADECYL 5 SULFATE  
525 SODIUM TETRADECYL 6-SULFATE  
84 SODIUM TETRADECYL 7 SULFATE  
69 SODIUM PENTADECYL 2 SULFATE  
74 SODIUM PENTADECYL 3 SULFATE  
78 SODIUM PENTADECYL 5 SULFATE  
85 SODIUM PENTADECYL 8 SULFATE  
5 SODIUM HEXADECYL 1 SULFATE  
638 LITHIUM HEXADECYL SULFATE  
577 CUPRIC HEXADECYL SULFATE  
60 TRIETHANOL AMMONIUM HEXADECYL SULFATE  
75 SODIUM HEXADECYL 4 SULFATE  
81 SODIUM HEXADECYL 6 SULFATE  
86 SODIUM HEXADECYL 8 SULFATE  
70 SODIUM HEPTADECYL 2 SULFATE  
87 SODIUM HEPTADECYL 9 SULFATE

C-18

64 SODIUM OCTADECYL 1 SULFATE  
65 TRIETHANOLAMMONIUM OCTADECYL 1 SULFATE  
61 SODIUM OLEYL/CIS 9 OCTADECENOYL/ SULFATE

62 SODIUM ELAIDYL/TRANS 9 OCTADECENOYL/SULFATE  
63 SODIUM 9 10 DICHLORO OCTADECYL SULFATE  
71 SODIUM OCTADECYL 2 SULFATE  
76 SODIUM OCTADECYL 4 SULFATE  
82 SODIUM OCTADECYL 6 SULFATE  
88 SODIUM 1 NONYL DECYL SULFATE  
89 SODIUM 1 TETRADECYL PENTADECYL SULFATE

POLYOL SULFATE

462 SODIUM MONOLAURIN SULFATE

THIOSULFATE

639 SODIUM UNDECYL THIOSULFATE  
636 SODIUM DODECYL THIOSULFATE

ALKYL SULFONATE

343 SODIUM PENTANE SULFONATE  
344 SODIUM HEXANE SULFONATE  
339 MAGNESIUM HEXANE SULFONATE  
181 SODIUM OCTYL 1-SULFONATE  
340 MAGNESIUM OCTANE SULFONATE  
287 OCTYL TRIMETHYLAMMONIUM OCTANE SULFONATE  
536 NONYL SULFONIC ACID  
288 DECYL TRIMETHYLAMMONIUM DECANESULFONATE  
182 SODIUM DECYL 1-SULFONATE  
341 MAGNESIUM DECANE SULFONATE  
353 OCTYL TRIMETHYLAMMONIUM DECANE SULFONATE  
537 UNDECYL SULFONIC ACID  
418 SODIUM UNDECYL SULFONATE  
200 DODECYL SULFONIC ACID  
179 SODIUM DODECANE 1-SULFONATE  
40 POTASSIUM DODECYL 1 SULFONATE  
635 LITHIUM DODECYL SULFONATE  
342 MAGNESIUM DODECANE SULFONATE  
175 SODIUM DODECANE 2-SULFONATE  
242 TRIDECANE 1-SULFONIC ACID  
229 SODIUM TRIDECANE 1-SULFONATE  
243 TETRADECANE 1-SULFONIC ACID  
183 SODIUM TETRADECYL 1-SULFONATE  
176 SODIUM TETRADECANE 2-SULFONATE  
244 PENTADECANE 1-SULFONIC ACID  
230 SODIUM PENTADECANE 1-SULFONATE  
245 HEXADECANE 1-SULFONIC ACID  
184 SODIUM HEXADECYL 1-SULFONATE  
408 POTASSIUM HEXADECANE 1-SULFONATE  
177 SODIUM HEXADECANE 2-SULFONATE  
246 HEPTADECANE 1-SULFONIC ACID  
231 SODIUM HEPTADECANE 1-SULFONATE  
232 OCTADECANE 1-SULFONIC ACID  
349 SODIUM OCTADECANE 1-SULFONATE  
419 SODIUM ALPHA-HEPTYL UNDECYL SULFONATE  
178 SODIUM OCTADECANE 2-SULFONATE

HYDROXY ALKYL SULFONATE

247 DODECANE 1-HYDROXY 2-SULFONIC ACID  
238 SODIUM DODECANE 1-HYDROXY 2-SULFONATE  
248 TETRADECANE 1-HYDROXY 2-SULFONIC ACID  
239 SODIUM TETRADECANE 1-HYDROXY 2-SULFONATE  
249 HEXADECANE 1-HYDROXY 2-SULFONIC ACID  
240 SODIUM HEXADECANE 1-HYDROXY 2-SULFONATE  
250 OCTADECANE 1-HYDROXY 2-SULFONIC ACID  
241 SODIUM OCTADECANE 1-HYDROXY 2-SULFONATE

SULFOSUCCINATE DIESTER

257 SODIUM DI-N-BUTYL SULFOSUCCINATE  
261 SODIUM DI-ISOBUTYL SULFOSUCCINATE  
258 SODIUM DI-N-AMYL SULFOSUCCINATE  
259 SODIUM DI-N-HEXYL SULFOSUCCINATE  
352 SODIUM DI-1-METHYLISOAMYL SULFOSUCCINATE  
260 SODIUM DI-N-OCTYL SULFOSUCCINATE  
262 SODIUM DI-2-ETHYL-HEXYL SULFOSUCCINATE  
286 AMMONIUM DI-2-ETHYL-HEXYL SULFOSUCCINATE

PARA ALKARYL SULFONATE

445 SODIUM PARA-BIS-/N-BUTYL/ BENZENE SULFONATE  
446 SODIUM PARA-BIS-/N-HEXYL/ BENZENE SULFONATE  
49 SODIUM P OCTYL BENZENE SULFONATE  
447 SODIUM PARA-BIS-/N-OCTYL/ BENZENE SULFONATE  
493 SODIUM P-NONYL BENZENE SULFONATE  
50 SODIUM P DECYL BENZENE SULFONATE  
45 SODIUM P 1 METHYL DECYL BENZENE SULFONATE  
51 SODIUM P DODECYL BENZENE SULFONATE  
46 SODIUM P 1 METHYL DODECYL BENZENE SULFONATE



PART 2. *Surfactants grouped by charge and by head group and arranged by number of carbon atoms in longest hydrophobic tail—Continued*

47 SODIUM P 1 METHYL TETRADECYL BENZENE SULFONATE  
48 SODIUM P 1 METHYL HEXADECYL BENZENE SULFONATE

ALKARYL SULFONATE (UNSPECIFIED)

682 SODIUM DIBUTYL NAPHTHALENE SULFONATE /NEKAL/  
681 SODIUM DIBUTYL BENZENE SULFONATE  
501 SODIUM HEXYL BENZENE SULFONATE  
502 SODIUM HEPTYL BENZENE SULFONATE

C-8

503 SODIUM OCTYL BENZENE SULFONATE  
510 SODIUM 2-ETHYL-HEXYL BENZENE SULFONATE  
676 SODIUM 1,1,3,3-TETRAMETHYL BUTYL BENZENE SULFONATE  
677 SODIUM DI-/1,1,3,3-TETRAMETHYL BUTYL/BENZENESULFONATE  
172 SODIUM 2-N-OCTYL BENZENE SULFONATE

C-9

504 SODIUM NONYL BENZENE SULFONATE  
138 SODIUM NONYL BENZENE SULFONATE BRANCHED HYDROCARBON CHAIN  
272 TRI-ISOPROPYL BENZENE SULFONIC ACID  
271 SODIUM TRI-ISO-PROPYL BENZENE SULFONATE

C-10

505 SODIUM DECYL BENZENE SULFONATE  
173 SODIUM 2-N-DECYL BENZENE SULFONATE  
511 SODIUM 2-PROPYL-HEPTYL BENZENE SULFONATE  
678 SODIUM 1,1-DIMETHYLNONYL BENZENE SULFONATE  
679 SODIUM 3-BUTYL HEPTYL BENZENE SULFONATE  
140 SODIUM DECYL BENZENE SULFONATE BRANCHED HYDROCARBON CHAIN  
561 SANTOMERSE D /SODIUM DECYLBENZENE SULFONATE/

C-12

680 SODIUM 2-PROPYL-4-METHYL-OCTYL BENZENE SULFONATE  
492 SODIUM TETRAPROPYLENE/1-3-5-7-TETRAMETHYL-OCTYL/BENZENE SULFONATE  
506 SODIUM DODECYL BENZENE SULFONATE  
139 SODIUM DODECYL BENZENE SULFONATE BRANCHED HYDROCARBON CHAIN  
171 SODIUM 2-N-DODECYL BENZENE SULFONATE  
301 SODIUM 3-N-DODECYL BENZENE SULFONATE  
302 SODIUM 4-N-DODECYL BENZENE SULFONATE  
514 SODIUM 6-N-DODECYL BENZENE SULFONATE  
512 SODIUM 2-BUTYL-OCTYL BENZENE SULFONATE  
141 SODIUM TRIDECYL BENZENE SULFONATE BRANCHED HYDROCARBON CHAIN  
554 SANTOMERSE 3 /SODIUM DODECYL BENZENE SULFONATE/

C-14

507 SODIUM TETRADECYL BENZENE SULFONATE  
174 SODIUM 2-N-TETRADECYL BENZENE SULFONATE  
513 SODIUM 2-AMYL-NONYL BENZENE SULFONATE  
596 TETRAHYDROANACARDOL AMMONIUM MONOSULFONATE  
142 SODIUM PENTADECYL BENZENE SULFONATE BRANCHED HYDROCARBON CHAIN  
508 SODIUM HEXADECYL BENZENE SULFONATE  
509 SODIUM OCTADECYL BENZENE SULFONATE  
683 SODIUM EICOSYLBENZENE SULFONATE  
557 ARESKET 300 /MONOBUTYL BIPHENYL SODIUM MONOSULFONATE/  
556 ARESKAP 100 /MONOBUTYL PHENYLPHENOL SODIUM MONOSULFONATE/  
558 ARESKLENE 400 /DIBUTYL PHENYLPHENOL DISODIUMDISULFONATE

OXYPROPYL SULFATE

597 SODIUM DODECYL MONO-OXYPROPYL SULFATE  
598 SODIUM TETRADECYL MONO-OXYPROPYL SULFATE  
600 SODIUM HEXADECYL MONO-OXYPROPYL SULFATE  
601 SODIUM OCTADECYL MONO-OXYPROPYL SULFATE  
599 SODIUM TETRADECYL DI-OXYPROPYL SULFATE

OXYETHYLENE SULFATE

541 SODIUM DODECYL MONO-OXYETHYLENE SULFATE  
544 SODIUM TETRADECYL MONO-OXYETHYLENE SULFATE  
52 SODIUM HEXADECYL MONO OXYETHYLENE SULFATE  
56 SODIUM OCTADECYL MONO OXYETHYLENE SULFATE  
547 SODIUM OLEYL MONO-OXYETHYLENE SULFATE  
542 SODIUM DODECYL DIOXYETHYLENE SULFATE  
545 SODIUM TETRADECYL DI-OXYETHYLENE SULFATE  
53 SODIUM HEXADECYL DI OXYETHYLENE SULFATE  
57 SODIUM OCTADECYL DI OXYETHYLENE SULFATE  
548 SODIUM OLEYL DI-OXYETHYLENE SULFATE

113 SODIUM DODECYL TRI-OXYETHYLENE SULFATE  
546 SODIUM TETRADECYL TRI-OXYETHYLENE SULFATE  
54 SODIUM HEXADECYL TRI OXYETHYLENE SULFATE  
58 SODIUM OCTADECYL TRI OXYETHYLENE SULFATE  
549 SODIUM OLEYL TRI-OXYETHYLENE SULFATE  
543 SODIUM DODECYL TETRA-OXYETHYLENE SULFATE  
55 SODIUM HEXADECYL TETRA OXYETHYLENE SULFATE  
59 SODIUM OCTADECYL TETRA OXYETHYLENE SULFATE  
114 SODIUM DODECYL /OXYETHYLENE/17.5 SULFATE

OTHER

136 SODIUM ALPHA DIMETHYL AMINO CAPRATE  
704 POTASSIUM 4-HEXYL RESORCINOLATE  
632 POTASSIUM N-DODECYL BETA-ALANINATE

2B. CATIONICS BY HEAD GROUP

AMINE

708 HEXYLAMINE  
706 PERFLUORO PROPYLAMINE

R-H3

707 PERFLUORO PROPYLAMINE HYDROCHLORIDE  
709 HEXYLAMINE HYDROCHLORIDE  
390 HEXYLAMMONIUM DODECYL SULFATE  
392 OCTYLAMMONIUM CHLORIDE  
391 OCTYLAMMONIUM DODECYL SULFATE  
37 DECYLAMMONIUM CHLORIDE  
411 DECYLAMMONIUM ACETATE  
38 DODECYL AMMONIUM CHLORIDE  
628 DODECYLAMMONIUM BROMIDE  
482 DODECYL AMMONIUM NITRATE  
412 DODECYLAMMONIUM ACETATE  
39 TETRADECYL AMMONIUM CHLORIDE  
413 TETRADECYLAMMONIUM ACETATE  
186 HEXADECYL AMMONIUM CHLORIDE  
414 HEXADECYLAMMONIUM ACETATE  
187 OCTADECYL AMMONIUM CHLORIDE  
415 OCTADECYLAMMONIUM ACETATE

RR-H2

449 DODECYLMETHYL AMMONIUM CHLORIDE

RRR-H

450 DODECYLDIMETHYL AMMONIUM CHLORIDE

R-(CH3)3

644 HEXYL TRIMETHYLAMMONIUM HEXANE SULFONATE  
640 HEXYL TRIMETHYLAMMONIUM HEXANE SULFATE  
641 HEXYL TRIMETHYLAMMONIUM OCTANE SULFATE  
93 OCTYL TRIMETHYL AMMONIUM BROMIDE

C-8

347 OCTYL TRIMETHYLAMMONIUM OCTYL SULFATE  
287 OCTYL TRIMETHYLAMMONIUM OCTANE SULFONATE  
642 OCTYL TRIMETHYLAMMONIUM DECANE SULFATE  
353 OCTYL TRIMETHYLAMMONIUM DECANE SULFONATE  
385 OCTYL TRIMETHYLAMMONIUM DODECYL SULFATE

C-9

94 NONYL TRIMETHYL AMMONIUM BROMIDE

C-10

203 DECYL TRIMETHYL AMMONIUM CHLORIDE  
95 DECYL TRIMETHYL AMMONIUM BROMIDE  
306 DECYL TRIMETHYLAMMONIUM SULFATE  
346 DECYL TRIMETHYLAMMONIUM DECYL SULFATE  
280 DECYL TRIMETHYL AMMONIUM DODECYL SULFATE  
288 DECYL TRIMETHYLAMMONIUM DECANESULFONATE

C-11

96 UNDECYL TRIMETHYL AMMONIUM BROMIDE

C-12

41 DODECYL TRIMETHYL AMMONIUM CHLORIDE  
126 DODECYL TRIMETHYLAMMONIUM IODIDE  
97 DODECYL TRIMETHYL AMMONIUM BROMIDE  
130 DODECYL TRIMETHYL AMMONIUM FLUORIDE  
131 DODECYL TRIMETHYLAMMONIUM NITRATE  
127 DODECYL TRIMETHYL AMMONIUM IODATE  
129 DODECYL TRIMETHYL AMMONIUM BROMATE

PART 2. *Surfactants grouped by charge and by head group and arranged by number of carbon atoms in longest hydrophobic tail*—Continued

307 DODECYL TRIMETHYLAMMONIUM SULFATE  
128 DODECYL TRIMETHYL AMMONIUM FORMATE  
643 DODECYL TRIMETHYLAMMONIUM OCTANE SULFATE  
281 DODECYL TRIMETHYLAMMONIUM DODECYL SULFATE  
384 HEXYL TRIMETHYLAMMONIUM DODECYL SULFATE

C-13

402 TRIDECYL TRIMETHYLAMMONIUM CHLORIDE

C-14

42 TETRADECYL TRIMETHYL AMMONIUM CHLORIDE  
98 TETRADECYL TRIMETHYL AMMONIUM BROMIDE  
308 TETRADECYL TRIMETHYLAMMONIUM SULFATE

C-16

265 HEXADECYL TRIMETHYL AMMONIUM CHLORIDE  
99 HEXADECYL TRIMETHYLAMMONIUM BROMIDE  
309 HEXADECYL TRIMETHYLAMMONIUM SULFATE  
559 CATOL 605 /(N-(2-KETO-2-(2-LAUROYL OXYETHYLAMINO))ETHYL TRIMETHYLAMMONIUM CHLORIDE/

C-18

270 OCTADECYL TRIMETHYLAMMONIUM CHLORIDE  
477 OCTADECYL TRIMETHYLAMMONIUM BROMIDE  
654 OCTADECYL TRIMETHYLAMMONIUM NITRATE  
658 OCTADECYL TRIMETHYLAMMONIUM BROMATE  
659 OCTADECYL TRIMETHYLAMMONIUM FORMATE  
667 OCTADECYL TRIMETHYLAMMONIUM OXALATE

RR-(CH<sub>3</sub>)<sub>2</sub>

399 DODECYL DIMETHYL ETHYLAMMONIUM CHLORIDE  
403 DODECYL DIMETHYLPHENYLAMMONIUM CHLORIDE  
478 HEXADECYL DIMETHYLETHYLAMMONIUM BROMIDE  
266 HEXADECYL DIMETHYL 2-HYDROXYETHYL AMMONIUM CHLORIDE  
269 HEXADECYLDIMETHYL 2,3-DIHYDROXYPROPYLAMMONIUM CHLORIDE  
483 DIOCTYL DIMETHYL AMMONIUM CHLORIDE  
345 DIDODECYL DIMETHYLAMMONIUM CHLORIDE

BENZYL

354 HEXYL BENZYL DIMETHYLAMMONIUM CHLORIDE  
356 DECYL BENZYL DIMETHYLAMMONIUM CHLORIDE  
279 DODECYL BENZYL DIMETHYLAMMONIUM CHLORIDE  
357 TETRADECYL BENZYL DIMETHYLAMMONIUM CHLORIDE  
275 HEXADECYL DIMETHYLBENZYLAMMONIUM CHLORIDE  
358 OCTADECYL BENZYL DIMETHYLAMMONIUM CHLORIDE  
406 DODECYL DIMETHYL META-TRIFLUOROMETHYLBENZYL AMMONIUM CHLORIDE CF<sub>3</sub>CF<sub>2</sub>CH<sub>2</sub>N/CH<sub>3</sub>/2/C<sub>12</sub>H<sub>25</sub>  
359 OCTYL 4-NITROBENZYL DIMETHYLAMMONIUM CHLORIDE  
360 DECYL 4-NITROBENZYL DIMETHYLAMMONIUM CHLORIDE  
361 DODECYL 4-NITROBENZYL DIMETHYL AMMONIUM CHLORIDE  
362 TETRADECYL 4-NITROBENZYL DIMETHYLAMMONIUM CHLORIDE  
363 HEXADECYL 4-NITROBENZYL DIMETHYLAMMONIUM CHLORIDE  
364 OCTADECYL 4-NITROBENZYL DIMETHYLAMMONIUM CHLORIDE  
365 DODECYL 2-CHLOROBENZYL DIMETHYLAMMONIUM CHLORIDE  
367 DODECYL 4-CHLOROBENZYL DIMETHYLAMMONIUM CHLORIDE  
366 DODECYL 2-4-DICHLOROBENZYL DIMETHYLAMMONIUM CHLORIDE  
369 DODECYL 3-4-DICHLOROBENZYL DIMETHYLAMMONIUM CHLORIDE  
371 DODECYL 3-4-DIMETHOXYBENZYL DIMETHYLAMMONIUM CHLORIDE  
370 DODECYL 3-4-METHYLENEDIOXYBENZYL DIMETHYLAMMONIUM CHLORIDE  
368 DODECYL 2-HYDROXY-5-NITROBENZYL DIMETHYLAMMONIUM CHLORIDE  
451 PARA DI-ISOBUTYLPHENOXYETHOXYETHYL DIMETHYLBENZYL AMMONIUM CHLORIDE/HYAMINE 1622/  
404 DODECYL DIMETHYL 2-PHENYLETHYLAMMONIUM CHLORIDE C<sub>6</sub>H<sub>5</sub>CH<sub>2</sub>CH<sub>2</sub>N/CH<sub>3</sub>/2/C<sub>12</sub>H<sub>25</sub>  
407 DODECYL DIMETHYL 3-PHENYLPROPYLAMMONIUM CHLORIDE C<sub>6</sub>H<sub>5</sub>CH<sub>2</sub>CH<sub>2</sub>N/CH<sub>3</sub>/2/C<sub>12</sub>H<sub>25</sub>

RRR-CH<sub>3</sub>

400 DODECYL METHYL DIETHYLAMMONIUM CHLORIDE  
405 DODECYL METHYLETHYLBENZYLAMMONIUM CHLORIDE  
267 HEXADECYL DI-/2-HYDROXYETHYL/METHYL AMMONIUMCHLORIDE

R-R<sub>3</sub>

662 OCTADECYL TRIETHYLAMMONIUM BROMATE  
401 DODECYL TRIETHYLAMMONIUM CHLORIDE  
663 OCTADECYL TRIPROPYLAMMONIUM BROMATE  
292 HEXADECYL TRIPROPYLAMMONIUM BROMIDE  
291 TETRADECYL TRIPROPYLAMMONIUM BROMIDE  
664 OCTADECYL TRIBUTYLAMMONIUM BROMATE  
666 HEXADECYL TRIBUTYLAMMONIUM BROMATE  
665 OCTADECYL TRIAMYLAMMONIUM BROMATE

268 HEXADECYL TRI-/2-HYDROXYETHYL/ AMMONIUM CHLORIDE  
500 DODECYL TRI/2-HYDROXYETHYL/AMMONIUM CHLORIDE

RRR-O

293 DODECYL DIMETHYL AMINE OXIDE HYDROBROMIDE  
22 DIMETHYL DODECYL AMINE OXIDE HYDROCHLORIDE

BETAINE

135 OCTYL C BETAINE HYDROCHLORIDE  
124 DODECYL N BETAINE HYDROCHLORIDE  
125 TETRADECYL N BETAINE HYDROCHLORIDE

AMINO ACID

633 N-DODECYL BETA-ALANINE HYDROCHLORIDE  
137 ALPHA DIMETHYLAMINO CAPRIC ACID HYDROCHLORIDE

PYRIDINIUM

100 OCTYL PYRIDINIUM BROMIDE  
458 DECYL PYRIDINIUM IODIDE  
101 UNDECYL PYRIDINIUM BROMIDE  
278 DODECYL PYRIDINIUM CHLORIDE  
290 DODECYL PYRIDINIUM BROMIDE  
376 DODECYL PYRIDINIUM IODIDE  
102 TETRADECYL PYRIDINIUM BROMIDE  
479 TETRADECYL PYRIDINIUM IODIDE  
304 CATOL 607 (N-/LAURYL-COLAMINO-FORMYL-METHYL/ - PYRIDINIUM CHLORIDE)

C-16

274 HEXADECYL PYRIDINIUM CHLORIDE  
427 HEXADECYL PYRIDINIUM BROMIDE  
480 HEXADECYL PYRIDINIUM IODIDE  
660 HEXADECYL PYRIDINIUM IODATE  
693 N-CETYL 2-METHYL PYRIDINIUM CHLORIDE  
696 N-CETYL 2-METHYL PYRIDINIUM IODIDE  
694 N-CETYL 3-METHYL PYRIDINIUM CHLORIDE  
697 N-CETYL-3-METHYL PYRIDINIUM IODIDE  
695 N-CETYL 4-METHYL PYRIDINIUM CHLORIDE  
698 N-CETYL-4-METHYL PYRIDINIUM IODIDE  
560 EMULSOL 607L (N-(2-KETO-2-(2-LAUROYLOXETHY LAMINO)) ETHYL) PYRIDINIUM CHLORIDE  
655 OCTADECYL PYRIDINIUM CHLORIDE  
657 OCTADECYL PYRIDINIUM BROMIDE  
481 OCTADECYL PYRIDINIUM IODIDE  
656 OCTADECYL PYRIDINIUM NITRATE  
661 OCTADECYL PYRIDINIUM IODATE

QUINOLINIUM

717 DODECYLQUINOLINIUM BROMIDE

TROPYLIUM

528 DODECYL TROPYLIUM PERCHLORATE  
460 DODECYL TROPYLIUM MONOPHOSPHATE  
491 DODECYL TROPYLIUM BISULFATE

2C. NONIONICS BY HEAD GROUP

CARBOXYLIC ACID

43 BUTYRIC ACID  
700 HEXANOIC ACID  
529 OCTANOIC ACID  
530 DECANOIC ACID  
531 DODECANOIC ACID  
532 TETRADECANOIC ACID  
533 HEXADECANOIC ACID  
534 OCTADECANOIC ACID

AMINE

706 PERFLURO PROPYLAMINE  
708 HEXYLAMINE

N-BETAINE

118 OCTYL N BETAINE  
119 DECYL N BETAINE  
120 UNDECYL N BETAINE  
121 DODECYL N BETAINE  
592 DODECYL N-DIETHYL N-BETAINE  
122 TETRADECYL N BETAINE  
123 HEXADECYL N BETAINE

C-BETAINE

132 OCTYL C BETAINE



PART 2. *Surfactants grouped by charge and by head group and arranged by number of carbon atoms in longest hydrophobic tail*—Continued

133 DECYL C BETAINE  
134 DODECYL C BETAINE

AMINE OXIDE

714 HEXYL DIMETHYL AMINE OXIDE  
715 HEPTYL DIMETHYL AMINE OXIDE  
251 OCTYL DIMETHYL AMINE OXIDE  
254 NONYL DIMETHYL AMINE OXIDE  
252 DECYL DIMETHYL AMINE OXIDE  
713 UNDECYL DIMETHYL AMINE OXIDE  
21 DIMETHYL DODECYL AMINE OXIDE  
253 TETRADECYL DIMETHYL AMINE OXIDE  
348 NN-DIMETHYL 1-1-DIHYDRO-PENTADECAFLUORO OCTYL AMINE N-  
OXIDE /C7F15CH2N/CH3/20/

PHOSPHINE OXIDE

710 OCTYL DIMETHYL PHOSPHINE OXIDE  
711 DECYL DIMETHYL PHOSPHINE OXIDE  
712 DODECYL DIMETHYL PHOSPHINE OXIDE

-ONIO -ATE

590 DODECYL DIMETHYLAMMONIOPROPANE CARBOXYLATE  
587 DECYL DIMETHYLAMMONIOPROPANE SULFONATE  
588 DODECYL DIMETHYLAMMONIOPROPANE SULFONATE  
594 DODECYL DIPROPYL AMMONIOPROPANE SULFONATE  
589 HEXADECYLDIMETHYLAMMONIOPROPANE SULFONATE  
595 DODECYL DIMETHYL AMMONIOPROPANE SULFATE  
593 DIMETHYL DODECYLAMMONIOPROPANE HYDROXY SULFONATE  
591 DODECYL DIMETHYLPHOSPHONIOPROPANE SULFONATE

SULFINYL OL

684 HEXYL SULFINYLETHANOL  
688 OCTYL SULFINYLETHANOL  
692 DECYL SULFINYLETHANOL  
685 HEXYL SULFINYLPROPANOL  
689 OCTYL SULFINYLPROPANOL  
686 HEXYL SULFINYLBUTANOL  
690 OCTYL SULFINYLBUTANOL  
687 HEXYL SULFINYLPENTANOL

SUGAR ALKYLATE

648 ALPHA-D-GLUCOSYL OCTANE  
649 ALPHA-D-GLUCOSYL DODECANE  
645 PARA/BETA-D-GLUCOSYL/ETHYLBENZENE  
646 PARA/BETA-D-GLUCOSYL/PROPYL BENZENE  
647 PARA/BETA-D-GLUCOSYL/BUTYLBENZENE  
650 PARA/BETA-D-XYLOSYL/BUTYL BENZENE

SUGAR ESTER

495 SUCROSE MONOLAURATE  
497 SUCROSE MONOMYRISTATE  
498 SUCROSE MONOPALMITATE  
499 SUCROSE DI-PALMITATE  
496 SUCROSE MONOSTEARATE

POLYOL ETHER

424 OCTYL ALPHA-GLYCERYL ETHER  
18 OCTYL BETA D GLUCOSIDE  
19 DECYL BETA D GLUCOSIDE  
20 DODECYL BETA D GLUCOSIDE

OTHER

457 1-4-HEXANEDIOL  
703 4-HEXYL RESORCINOL  
691 OCTYL METHYL SULFOXIDE

METHYL-OXYETHYLENE ESTER

583 METHYL /OXYETHYLENE/ 6.0 DODECANOATE REDUCED  
POLYDISPERSITY OF HEAD GROUPS  
580 METHYL /OXYETHYLENE/ 7.0 DECANOATE REDUCED  
POLYDISPERSITY OF HEAD GROUPS  
586 METHYL /OXYETHYLENE/ 7.6 OCTANOATE REDUCED  
POLYDISPERSITY OF HEAD GROUPS  
584 METHYL /OXYETHYLENE/ 8.4 DODECANOATE REDUCED  
POLYDISPERSITY OF HEAD GROUPS  
581 METHYL /OXYETHYLENE/ 10.3 DECANOATE REDUCED  
POLYDISPERSITY OF HEAD GROUPS  
585 METHYL /OXYETHYLENE/ 11.2 DODECANOATE REDUCED  
POLYDISPERSITY OF HEAD GROUPS  
578 METHYL /OXYETHYLENE/ 11.9 DECANOATE REDUCED  
POLYDISPERSITY OF HEAD GROUPS  
579 METHYL /OXYETHYLENE/ 12.5 DODECANOATE REDUCED  
POLYDISPERSITY OF HEAD GROUPS

582 METHYL /OXYETHYLENE/ 16.0 DECANOATE NATURAL  
DISTRIBUTION OF HEAD GROUPS

METHYL-OXYETHYLENE ETHER

201 DECYL /OXYETHYLENE/8 OXYMETHYL REDUCED POLYDISPERSION  
OF HEAD GROUPS  
202 DECYL /OXYETHYLENE/11 OXYMETHYL REDUCED POLYDISPERSION  
OF HEAD GROUPS  
204 DECYL /OXYETHYLENE/12 OXYMETHYL REDUCED POLYDISPERSION  
OF HEAD GROUPS  
205 DODECYL /OXYETHYLENE/12 OXYMETHYL REDUCED  
POLYDISPERSION OF HEAD GROUPS

OXYETHYLENE SORBITAN

440 /OXYETHYLENE/4 SORBITAN MONOLAURATE ISOMERS AND  
DISTRIBUTED MULTIPLE OE CHAINS  
441 /OXYETHYLENE/8 SORBITAN MONOLAURATE ISOMERS AND  
DISTRIBUTED MULTIPLE OE CHAINS  
442 /OXYETHYLENE/10 SORBITAN MONOLAURATE ISOMERS AND  
DISTRIBUTED MULTIPLE OE CHAINS  
443 /OXYETHYLENE/20 SORBITAN MONOLAURATE ISOMERS AND  
DISTRIBUTED MULTIPLE OE CHAINS  
444 /OXYETHYLENE/25 SORBITAN MONOLAURATE ISOMERS AND  
DISTRIBUTED MULTIPLE OE CHAINS

OXYETHYLENE DIOL ESTER

276 NONAETHYLENE GLYCOL MONODECANOATE NATURAL  
DISTRIBUTION OF HEAD GROUPS

OXYETHYLENE ALCOHOL

OE 1

461 BUTYL/OXYETHYLENE/1 ALCOHOL--BUTYL GLYCOL ETHER  
HOMOGENEOUS HEAD GROUP  
423 OCTYL/OXYETHYLENE/1 ALCOHOL--OCTYL GLYCOL ETHER  
HOMOGENEOUS HEAD GROUP  
207 P-T-OCTYL BENZENE /OXYETHYLENE/1 ALCOHOL HOMOGENOUS  
HEAD GROUP  
217 P-T-OCTYL BENZENE /OXYETHYLENE/1 ALCOHOL NATURAL  
DISTRIBUTION OF HEAD GROUPS

OE 2

208 P-T-OCTYL BENZENE /OXYETHYLENE/2 ALCOHOL HOMOGENOUS  
HEAD GROUP  
218 P-T-OCTYL BENZENE /OXYETHYLENE/2 ALCOHOL NATURAL  
DISTRIBUTION OF HEAD GROUPS

OE 3

103 HEXYL /OXYETHYLENE/ 3 ALCOHOL HOMOGENOUS HEAD GROUP  
104 OCTYL /OXYETHYLENE/ 3 ALCOHOL HOMOGENOUS HEAD GROUP  
209 P-T-OCTYL BENZENE /OXYETHYLENE/3 ALCOHOL HOMOGENOUS  
HEAD GROUP  
219 P-T-OCTYL BENZENE /OXYETHYLENE/3 ALCOHOL NATURAL  
DISTRIBUTION OF HEAD GROUPS  
107 DECYL /OXYETHYLENE/ 3 ALCOHOL HOMOGENOUS HEAD GROUP

OE 3

380 HEXYL/OXYETHYLENE/4 ALCOHOL HOMOGENEOUS HEAD GROUP  
515 ISO-OCTYL/OXYETHYLENE/4 ALCOHOL BRANCHED CHAIN,  
NATURAL OE DISTRIBUTION  
210 P-T-OCTYL BENZENE /OXYETHYLENE/4 ALCOHOL HOMOGENOUS  
HEAD GROUP  
220 P-T-OCTYL BENZENE /OXYETHYLENE/4 ALCOHOL NATURAL  
DISTRIBUTION OF HEAD GROUPS  
516 NONYL/OXYETHYLENE/4 ALCOHOL BRANCHED CHAIN, NATURAL OE  
DISTRIBUTION  
379 DECYL/OXYETHYLENE/4 ALCOHOL HOMOGENEOUS HEAD GROUP  
519 DECYL/OXO-PROCESS/ /OXYETHYLENE/4 ALCOHOL BRANCHED  
CHAIN, NATURAL OE DISTRIBUTION  
325 DODECYL/OXYETHYLENE/4 ALCOHOL REDUCED POLYDISPERSITY  
OF HEAD GROUPS

OE 5

381 HEXYL/OXYETHYLENE/5 ALCOHOL HOMOGENEOUS HEAD GROUP  
211 P-T-OCTYL BENZENE /OXYETHYLENE/5 ALCOHOL HOMOGENOUS  
HEAD GROUP  
221 P-T-OCTYL BENZENE /OXYETHYLENE/5 ALCOHOL NATURAL  
DISTRIBUTION OF HEAD GROUPS  
153 NONYL BENZENE /OXYETHYLENE/ 5.0 ALCOHOL BRANCHED  
CHAIN, NATURAL OE DISTRIBUTION  
378 DECYL/OXYETHYLENE/5 ALCOHOL HOMOGENEOUS HEAD GROUP



PART 2. *Surfactants grouped by charge and by head group and arranged by number of carbon atoms in longest hydrophobic tail—Continued*

143 DECYL /OXYETHYLENE/ 5.0 ALCOHOL BRANCHED CHAIN,  
NATURAL OE DISTRIBUTION  
377 DODECYL/OXYETHYLENE/ 5 ALCOHOL HOMOGENEOUS HEAD GROUP  
158 DODECYL BENZENE /OXYETHYLENE/ 5.0 ALCOHOL BRANCHED  
CHAIN, NATURAL OE DISTRIBUTION  
312 TRIDECYL/OXYETHYLENE/5 ALCOHOL BRANCHED CHAIN, REDUCED  
OE DISTRIBUTION  
148 TRIDECYL /OXYETHYLENE/ 5.2 ALCOHOL BRANCHED CHAIN,  
NATURAL OE DISTRIBUTION

OE 6

393 BUTYL/OXYETHYLENE/6 ALCOHOL HOMOGENEOUS HEAD GROUP  
394 1-METHYL PROPYL/OXYETHYLENE/6 ALCOHOL HOMOGENEOUS HEAD  
GROUP  
674 DIISOBUTYL BENZENE/OXYETHYLENE/6 ALCOHOL (DBBRANCHED  
CHAIN, NATURAL OE DISTRIBUTION  
294 HEXYL/OXYETHYLENE/6 ALCOHOL HOMOGENOUS HEAD GROUP  
395 2-ETHYL BUTYL/OXYETHYLENE/6 ALCOHOL HOMOGENEOUS HEAD  
GROUP  
105 OCTYL /OXYETHYLENE/ 6 ALCOHOL HOMOGENOUS HEAD GROUP  
396 2-PROPYL PENTYL/OXYETHYLENE/6 ALCOHOL HOMOGENEOUS HEAD  
GROUP  
212 P-T-OCTYL BENZENE /OXYETHYLENE/6 ALCOHOL HOMOGENOUS  
HEAD GROUP  
222 P-T-OCTYL BENZENE /OXYETHYLENE/6 ALCOHOL NATURAL  
DISTRIBUTION OF HEAD GROUPS  
108 DECYL /OXYETHYLENE/ 6 ALCOHOL HOMOGENOUS HEAD GROUP  
397 2-BUTYL HEXYL/OXYETHYLENE/6 ALCOHOL HOMOGENEOUS HEAD  
GROUP  
110 DODECYL /OXYETHYLENE/ 6 ALCOHOL HOMOGENOUS HEAD GROUP  
468 DODECYL/OXYETHYLENE/6.2 ALCOHOL NATURAL DISTRIBUTION  
OF HEAD GROUPS  
518 TRIMETHYLNONYL/OXYETHYLENE/6 ALCOHOL BRANCHED CHAIN,  
NATURAL OE DISTRIBUTION  
289 TETRADECYL/OXYETHYLENE/6 ALCOHOL HOMOGENOUS HEAD GROUP  
282 HEXADECYL /OXYETHYLENE/ 6 ALCOHOL HOMOGENOUS HEAD  
GROUP

OE 7

213 P-T-OCTYL BENZENE /OXYETHYLENE/7 ALCOHOL HOMOGENOUS  
HEAD GROUP  
223 P-T-OCTYL BENZENE /OXYETHYLENE/7 ALCOHOL NATURAL  
DISTRIBUTION OF HEAD GROUPS  
488 DODECYL/OXYETHYLENE/7 ALCOHOL HOMOGENEOUS HEAD GROUP  
115 DODECYL /OXYETHYLENE/7 ALCOHOL REDUCED POLYDISPERSION  
OF HEAD GROUPS  
469 DODECYL/OXYETHYLENE/7.6 ALCOHOL NATURAL DISTRIBUTION  
OF HEAD GROUPS  
330 HEXADECYL/OXYETHYLENE/7 ALCOHOL HOMOGENEOUS HEAD GROUP

OE 8

335 OCTYL BENZENE/OXYETHYLENE/8.5 ALCOHOL BRANCHED CHAIN,  
NATURAL OE DISTRIBUTION  
214 P-T-OCTYL BENZENE /OXYETHYLENE/8 ALCOHOL HOMOGENOUS  
HEAD GROUP  
224 P-T-OCTYL BENZENE /OXYETHYLENE/8 ALCOHOL NATURAL  
DISTRIBUTION OF HEAD GROUPS  
520 UNDECYL/OXYETHYLENE/8 ALCOHOL NATURAL DISTRIBUTION OF  
HEAD GROUPS  
163 DODECYL /OXYETHYLENE/ 8 ALCOHOL NATURAL DISTRIBUTION  
OF HEAD GROUPS  
431 TRIDECYL/OXO-PROCESS/ /OXYETHYLENE/8.5 ALCOHOL  
BRANCHED CHAIN, NATURAL OE DISTRIBUTION

OE 9

106 OCTYL /OXYETHYLENE/ 9 ALCOHOL HOMOGENOUS HEAD GROUP  
215 P-T-OCTYL BENZENE /OXYETHYLENE/9 ALCOHOL HOMOGENOUS  
HEAD GROUP  
225 P-T-OCTYL BENZENE /OXYETHYLENE/9 ALCOHOL NATURAL  
DISTRIBUTION OF HEAD GROUPS  
206 TRITON X-100(P-T-OCTYL BENZENE/OXYETHYLENE/9)NATURAL  
DISTRIBUTION OF HEAD GROUPS  
336 NONYL BENZENE/OXYETHYLENE/9.5 ALCOHOL BRANCHED CHAIN,  
NATURAL OE DISTRIBUTION  
154 NONYL BENZENE /OXYETHYLENE/ 9.8 ALCOHOL BRANCHED  
CHAIN, NATURAL OE DISTRIBUTION  
109 DECYL /OXYETHYLENE/ 9 ALCOHOL HOMOGENOUS HEAD GROUP  
398 2-BUTYL HEXYL/OXYETHYLENE/9 ALCOHOL HOMOGENEOUS HEAD  
GROUP  
489 DODECYL/OXYETHYLENE/9 ALCOHOL HOMOGENEOUS HEAD GROUP  
465 TRIDECYL/OXYETHYLENE/9 ALCOHOL NATURAL DISTRIBUTION OF  
HEAD GROUPS  
466 TRIDECYL/SECONDARY/ /OXYETHYLENE/9 ALCOHOL NATURAL  
DISTRIBUTION OF HEAD GROUPS

313 TRIDECYL/OXYETHYLENE/9.5 ALCOHOL BRANCHED CHAIN,  
REDUCED OE DISTRIBUTION  
331 HEXADECYL/OXYETHYLENE/9 ALCOHOL HOMOGENEOUS HEAD GROUP

OE 10

675 OCTYL BENZENE /OXYETHYLENE/10 ALCOHOL NATURAL  
DISTRIBUTION OF HEAD GROUPS  
216 P-T-OCTYL BENZENE /OXYETHYLENE/10 ALCOHOL HOMOGENOUS  
HEAD GROUP  
317 T-OCTYL BENZENE/OXYETHYLENE/10 ALCOHOL REDUCED  
POLYDISPERSITY OF HEAD GROUPS  
226 P-T-OCTYL BENZENE /OXYETHYLENE/10 ALCOHOL NATURAL  
DISTRIBUTION OF HEAD GROUPS  
320 NONYL BENZENE/OXYETHYLENE/10 ALCOHOL BRANCHED CHAIN,  
REDUCED OE DISTRIBUTION  
167 NONYL BENZENE /OXYETHYLENE/ 10 ALCOHOL BRANCHED CHAIN,  
NATURAL OE DISTRIBUTION  
337 NONYL BENZENE/OXYETHYLENE/10.5 ALCOHOL BRANCHED CHAIN,  
NATURAL OE DISTRIBUTION  
144 DECYL /OXYETHYLENE/ 10.0 ALCOHOL BRANCHED CHAIN,  
NATURAL OE DISTRIBUTION  
517 DECYL/OXO-PROCESS/ /OXYETHYLENE/10 ALCOHOL BRANCHED  
CHAIN, NATURAL OE DISTRIBUTION  
310 DODECYL/OXYETHYLENE/10 ALCOHOL NATURAL DISTRIBUTION OF  
HEAD GROUPS  
470 DODECYL/OXYETHYLENE/10.6 ALCOHOL NATURAL DISTRIBUTION  
OF HEAD GROUPS  
159 DODECYL BENZENE /OXYETHYLENE/ 10.2 ALCOHOL BRANCHED  
CHAIN, NATURAL OE DISTRIBUTION  
521 TRIDECYL/OXYETHYLENE/10 ALCOHOL BRANCHED CHAIN,  
NATURAL OE DISTRIBUTION  
149 TRIDECYL /OXYETHYLENE/ 10.1 ALCOHOL BRANCHED CHAIN,  
NATURAL OE DISTRIBUTION  
432 TRIDECYL/OXO-PROCESS/ /OXYETHYLENE/10 ALCOHOL BRANCHED  
CHAIN, NATURAL OE DISTRIBUTION  
435 OCTADECYL/OXYETHYLENE/10 ALCOHOL NATURAL DISTRIBUTION  
OF HEAD GROUPS

OE 11

463 NONYL BENZENE/OXYETHYLENE/11 ALCOHOL NATURAL  
DISTRIBUTION OF HEAD GROUPS  
523 DECYL BENZENE PARA/OXYETHYLENE/11.0 ALCOHOL NATURAL  
DISTRIBUTION OF HEAD GROUPS  
522 DECYL BENZENE ORTHO/OXYETHYLENE/11.2 ALCOHOL NATURAL  
DISTRIBUTION OF HEAD GROUPS

OE 12

490 DODECYL/OXYETHYLENE/12 ALCOHOL HOMOGENEOUS HEAD GROUP  
164 DODECYL /OXYETHYLENE/ 12 ALCOHOL NATURAL DISTRIBUTION  
OF HEAD GROUPS  
467 TRIDECYL/SECONDARY/ /OXYETHYLENE/12 ALCOHOL NATURAL  
DISTRIBUTION OF HEAD GROUPS  
332 HEXADECYL/OXYETHYLENE/12 ALCOHOL HOMOGENEOUS HEAD  
GROUP  
437 OLEYL/CIS-9-OCTADECENOYL/ /OXYETHYLENE/12 ALCOHOL  
NATURAL DISTRIBUTION OF HEAD GROUPS

OE 14

145 DECYL /OXYETHYLENE/ 14.9 ALCOHOL BRANCHED CHAIN,  
NATURAL OE DISTRIBUTION  
326 DODECYL/OXYETHYLENE/14 ALCOHOL REDUCED POLYDISPERSITY  
OF HEAD GROUPS  
314 TRIDECYL/OXYETHYLENE/14 ALCOHOL BRANCHED CHAIN,  
REDUCED OE DISTRIBUTION  
524 HEXADECYL/OXYETHYLENE/14 ALCOHOL BRANCHED CHAIN,  
NATURAL OE DISTRIBUTION  
328 OCTADECYL/OXYETHYLENE/14 ALCOHOL REDUCED  
POLYDISPERSITY OF HEAD GROUPS

OE 15

321 NONYL BENZENE/OXYETHYLENE/15 ALCOHOL BRANCHED CHAIN,  
REDUCED OE DISTRIBUTION  
464 NONYL BENZENE/OXYETHYLENE/15 ALCOHOL NATURAL  
DISTRIBUTION OF HEAD GROUPS  
168 NONYL BENZENE /OXYETHYLENE/ 15 ALCOHOL BRANCHED CHAIN,  
NATURAL OE DISTRIBUTION  
155 NONYL BENZENE /OXYETHYLENE/ 15.4 ALCOHOL BRANCHED  
CHAIN, NATURAL OE DISTRIBUTION  
471 DODECYL/OXYETHYLENE/15.8 ALCOHOL NATURAL DISTRIBUTION  
OF HEAD GROUPS  
160 DODECYL BENZENE /OXYETHYLENE/ 15.1 ALCOHOL BRANCHED  
CHAIN, NATURAL OE DISTRIBUTION  
150 TRIDECYL /OXYETHYLENE/ 15.2 ALCOHOL BRANCHED CHAIN,  
NATURAL OE DISTRIBUTION

PART 2. *Surfactants grouped by charge and by head group and arranged by number of carbon atoms in longest hydrophobic tail—Continued*

433 TRIDECYL/OXO-PROCESS/ /OXYETHYLENE/15 ALCOHOL BRANCHED CHAIN, NATURAL OE DISTRIBUTION  
333 HEXADECYL/OXYETHYLENE/15 ALCOHOL HOMOGENEOUS HEAD GROUP

OE 16

227 P-T-OCTYL BENZENE /OXYETHYLENE/16 ALCOHOL NATURAL DISTRIBUTION OF HEAD GROUPS  
716 DODECYL /OXYETHYLENE/16 ALCOHOL REDUCED POLYDISPERSITY OF HEAD GROUPS  
438 OLEYL/CIS-9-OCTADECENOYL/ /OXYETHYLENE/16 ALCOHOL NATURAL DISTRIBUTION OF HEAD GROUPS

OE 18

165 DODECYL /OXYETHYLENE/ 18 ALCOHOL NATURAL DISTRIBUTION OF HEAD GROUPS  
535 HEXADECYL/OXYETHYLENE/18 ALCOHOL

OE 20

318 T-OCTYL BENZENE/OXYETHYLENE/20 ALCOHOL REDUCED POLYDISPERSITY OF HEAD GROUPS  
322 NONYL BENZENE/OXYETHYLENE/20 ALCOHOL BRANCHED CHAIN, REDUCED OE DISTRIBUTION  
156 NONYL BENZENE /OXYETHYLENE/ 20.0 ALCOHOL BRANCHED CHAIN, NATURAL OE DISTRIBUTION  
146 DECYL /OXYETHYLENE/ 20.0 ALCOHOL BRANCHED CHAIN, NATURAL OE DISTRIBUTION  
472 DODECYL/OXYETHYLENE/20.4 ALCOHOL NATURAL DISTRIBUTION OF HEAD GROUPS  
161 DODECYL BENZENE /OXYETHYLENE/ 20.1 ALCOHOL BRANCHED CHAIN, NATURAL OE DISTRIBUTION  
315 TRIDECYL/OXYETHYLENE/20 ALCOHOL BRANCHED CHAIN, REDUCED OE DISTRIBUTION  
151 TRIDECYL /OXYETHYLENE/ 20.0 ALCOHOL BRANCHED CHAIN, NATURAL OE DISTRIBUTION  
436 OCTADECYL/OXYETHYLENE/20 ALCOHOL NATURAL DISTRIBUTION OF HEAD GROUPS  
439 OLEYL/CIS-9-OCTADECENOYL/ /OXYETHYLENE/20 ALCOHOL NATURAL DISTRIBUTION OF HEAD GROUP

OE 21-25

334 HEXADECYL/OXYETHYLENE/21 ALCOHOL HOMOGENEOUS HEAD GROUP  
434 TRIDECYL/OXO-PROCESS/ /OXYETHYLENE/22 ALCOHOL BRANCHED CHAIN, NATURAL OE DISTRIBUTION  
327 DODECYL/OXYETHYLENE/23 ALCOHOL REDUCED POLYDISPERSITY OF HEAD GROUPS

166 DODECYL /OXYETHYLENE/ 23 ALCOHOL NATURAL DISTRIBUTION OF HEAD GROUPS

OE 26-30

473 DODECYL/OXYETHYLENE/27.1 ALCOHOL NATURAL DISTRIBUTION OF HEAD GROUPS  
170 DODECYL /OXYETHYLENE/ 28 ALCOHOL REDUCED DISTRIBUTION OF HEAD GROUPS  
147 DECYL /OXYETHYLENE/ 29.4 ALCOHOL BRANCHED CHAIN, NATURAL OE DISTRIBUTION  
319 T-OCTYL BENZENE/OXYETHYLENE/30 ALCOHOL REDUCED POLYDISPERSITY OF HEAD GROUPS  
323 NONYL BENZENE/OXYETHYLENE/30 ALCOHOL BRANCHED CHAIN, REDUCED OE DISTRIBUTION  
721 NONYL BENZENE /OXYETHYLENE/30 ALCOHOL BRANCHED CHAIN DIALYSED  
169 NONYL BENZENE /OXYETHYLENE/ 30 ALCOHOL BRANCHED CHAIN, NATURAL OE DISTRIBUTION  
157 NONYL BENZENE /OXYETHYLENE/ 30.2 ALCOHOL BRANCHED CHAIN, NATURAL OE DISTRIBUTION  
116 DODECYL /OXYETHYLENE/30 ALCOHOL REDUCED POLYDISPERSION OF HEAD GROUPS  
162 DODECYL BENZENE /OXYETHYLENE/ 30.6 ALCOHOL BRANCHED CHAIN, NATURAL OE DISTRIBUTION  
316 TRIDECYL/OXYETHYLENE/30 ALCOHOL BRANCHED CHAIN, REDUCED OE DISTRIBUTION  
152 TRIDECYL /OXYETHYLENE/ 30.6 ALCOHOL BRANCHED CHAIN, NATURAL OE DISTRIBUTION  
117 HEXADECYL /OXYETHYLENE/30 ALCOHOL REDUCED POLYDISPERSION OF HEAD GROUPS

OE 31-40

474 DODECYL/OXYETHYLENE/38.6 ALCOHOL NATURAL DISTRIBUTION OF HEAD GROUPS  
228 P-T-OCTYL BENZENE /OXYETHYLENE/40 ALCOHOL NATURAL DISTRIBUTION OF HEAD GROUPS

OE 41+

324 NONYL BENZENE/OXYETHYLENE/50 ALCOHOL BRANCHED CHAIN, REDUCED OE DISTRIBUTION  
475 DODECYL/OXYETHYLENE/67.3 ALCOHOL NATURAL DISTRIBUTION OF HEAD GROUPS  
338 NONYL BENZENE/OXYETHYLENE/100 ALCOHOL BRANCHED CHAIN, NATURAL OE DISTRIBUTION  
329 OCTADECYL/OXYETHYLENE/100 ALCOHOL REDUCED POLYDISPERSITY OF HEAD GROUPS



## Structural Indexes of Compounds with Keys to Compound Numbers—Continued

PART 3. Grouped by structure of hydrophobic part and arranged by number of carbon atoms in longest hydrophobic tail and by charge.

### 3A. ALKANES

#### N-ALKANES

##### C-3

699 SODIUM BUTYRATE  
43 BUTYRIC ACID  
707 PERFLUORO PROPYLAMINE HYDROCHLORIDE  
706 PERFLURO PROPYLAMINE

##### C-4

484 SODIUM PENTANOATE/VALERATE/  
257 SODIUM DI-N-BUTYL SULFOSUCCINATE  
461 BUTYL/OXYETHYLENE/1 ALCOHOL--BUTYL GLYCOL ETHER  
HOMOGENEOUS HEAD GROUP  
393 BUTYL/OXYETHYLENE/6 ALCOHOL HOMOGENEOUS HEAD GROUP

##### C-5

700 HEXANOIC ACID  
485 SODIUM HEXANOATE/CAPROATE/  
188 POTASSIUM HEXANOATE  
258 SODIUM DI-N-AMYL SULFOSUCCINATE  
343 SODIUM PENTANE SULFONATE  
700 HEXANOIC ACID

##### C-6

486 SODIUM HEPTANOATE  
296 POTASSIUM HEPTANOATE  
344 SODIUM HEXANE SULFONATE  
339 MAGNESIUM HEXANE SULFONATE  
259 SODIUM DI-N-HEXYL SULFOSUCCINATE  
704 POTASSIUM 4-HEXYL RESORCINOLATE  
708 HEXYLAMINE  
709 HEXYLAMINE HYDROCHLORIDE  
640 HEXYL TRIMETHYLAMMONIUM HEXANE SULFATE  
644 HEXYL TRIMETHYLAMMONIUM HEXANE SULFONATE  
641 HEXYL TRIMETHYLAMMONIUM OCTANE SULFATE  
708 HEXYLAMINE  
390 HEXYLAMMONIUM DODECYL SULFATE  
714 HEXYL DIMETHYL AMINE OXIDE  
684 HEXYL SULFINYLETHANOL  
685 HEXYL SULFINYLPROPANOL  
686 HEXYL SULFINYLBUTANOL  
687 HEXYL SULFINYLPENTANOL  
457 1-4-HEXANEDIOL  
103 HEXYL /OXYETHYLENE/ 3 ALCOHOL HOMOGENOUS HEAD GROUP  
380 HEXYL/OXYETHYLENE/4 ALCOHOL HOMOGENEOUS HEAD GROUP  
381 HEXYL/OXYETHYLENE/5 ALCOHOL HOMOGENEOUS HEAD GROUP  
294 HEXYL/OXYETHYLENE/6 ALCOHOL HOMOGENOUS HEAD GROUP  
703 4-HEXYL RESORCINOL

##### C-7

529 OCTANOIC ACID  
476 SODIUM OCTANOATE  
44 POTASSIUM OCTANOATE  
284 HEXANOLAMINE-CH<sub>3</sub>CH<sub>2</sub>/OH/CH<sub>2</sub>C/CH<sub>3</sub>/2NH<sub>2</sub>-OCTANOATE  
303 DI-ISOPROPYLAMONIUM CAPRYLATE  
529 OCTANOIC ACID  
715 HEPTYL DIMETHYL AMINE OXIDE  
586 METHYL /OXYETHYLENE/ 7.6 OCTANOATE REDUCED  
POLYDISPERSITY OF HEAD GROUPS

##### C-8

487 SODIUM NONANOATE  
350 POTASSIUM NONANOATE  
420 POTASSIUM 1-1-2-OCTANE TRICARBOXYLATE  
6 SODIUM ALPHA SULFOPELARGONIC ACID  
25 SODIUM ETHYL ALPHA SULFOPELARGONATE  
26 SODIUM AMYL ALPHA SULFOPELARGONATE  
27 SODIUM HEXYL ALPHA SULFOPELARGONATE  
28 SODIUM HEPTYL ALPHA SULFOPELARGONATE  
7 SODIUM OCTYL ALPHA SULFOPELARGONATE  
31 SODIUM 2 OCTYL ALPHA SULFOPELARGONATE  
32 SODIUM 2 ETHYLHEXYL ALPHA SULFOPELARGONATE

35 SODIUM H/CF<sub>2</sub>CF<sub>2</sub>/3CH<sub>2</sub> ALPHA SULFOPELARGONATE  
611 ALPHAPHOSPHONO PELARGONIC ACID  
605 SODIUM AMYL ALPHAPHOSPHONO PELARGONATE  
2 SODIUM OCTYL 1 SULFATE  
66 SODIUM OCTYL 2 SULFATE  
347 OCTYL TRIMETHYLAMMONIUM OCTYL SULFATE  
643 DODECYL TRIMETHYLAMMONIUM OCTANE SULFATE  
181 SODIUM OCTYL 1-SULFONATE  
340 MAGNESIUM OCTANE SULFONATE  
287 OCTYL TRIMETHYLAMMONIUM OCTANE SULFONATE  
260 SODIUM DI-N-OCTYL SULFOSUCCINATE  
392 OCTYLAMMONIUM CHLORIDE  
391 OCTYLAMMONIUM DODECYL SULFATE  
93 OCTYL TRIMETHYL AMMONIUM BROMIDE  
347 OCTYL TRIMETHYLAMMONIUM OCTYL SULFATE  
642 OCTYL TRIMETHYLAMMONIUM DECANE SULFATE  
385 OCTYL TRIMETHYLAMMONIUM DODECYL SULFATE  
287 OCTYL TRIMETHYLAMMONIUM OCTANE SULFONATE  
353 OCTYL TRIMETHYLAMMONIUM DECANE SULFONATE  
483 DIOCTYL DIMETHYL AMMONIUM CHLORIDE  
135 OCTYL C BETAINE HYDROCHLORIDE  
132 OCTYL C BETAINE  
118 OCTYL N BETAINE  
251 OCTYL DIMETHYL AMINE OXIDE  
710 OCTYL DIMETHYL PHOSPHINE OXIDE  
688 OCTYL SULFINYLETHANOL  
689 OCTYL SULFINYLPROPANOL  
690 OCTYL SULFINYLBUTANOL  
648 ALPHA-D-GLUCOSYL OCTANE  
424 OCTYL ALPHA-GLYCERYL ETHER  
18 OCTYL BETA D GLUCOSIDE  
691 OCTYL METHYL SULFOXIDE  
423 OCTYL/OXYETHYLENE/1 ALCOHOL--OCTYL GLYCOL ETHER  
HOMOGENEOUS HEAD GROUP  
104 OCTYL /OXYETHYLENE/ 3 ALCOHOL HOMOGENOUS HEAD GROUP  
105 OCTYL /OXYETHYLENE/ 6 ALCOHOL HOMOGENOUS HEAD GROUP  
106 OCTYL /OXYETHYLENE/ 9 ALCOHOL HOMOGENOUS HEAD GROUP

##### C-9

530 DECANOIC ACID  
299 SODIUM DECANOATE  
90 POTASSIUM DECANOATE  
668 DIPOTASSIUM OCTYL MALONATE  
29 SODIUM NONYL ALPHA SULFOPELARGONATE  
606 SODIUM AMYL ALPHAPHOSPHONO CAPRATE  
612 ALPHAPHOSPHONO DECANOIC ACID  
616 MONOSODIUM ALPHAPHOSPHONO DECANOATE  
136 SOLIUM ALPHA DIMETHYL AMINO CAPRATE  
295 SODIUM NONYL 1-SULFATE  
536 NONYL SULFONIC ACID  
94 NONYL TRIMETHYL AMMONIUM BROMIDE  
137 ALPHA DIMETHYLAMINO CAPRIC ACID HYDROCHLORIDE  
530 DECANOIC ACID  
254 NONYL DIMETHYL AMINE OXIDE  
580 METHYL /OXYETHYLENE/ 7.0 DECANOATE REDUCED  
POLYDISPERSITY OF HEAD GROUPS  
581 METHYL /OXYETHYLENE/ 10.3 DECANOATE REDUCED  
POLYDISPERSITY OF HEAD GROUPS  
578 METHYL /OXYETHYLENE/ 11.9 DECANOATE REDUCED  
POLYDISPERSITY OF HEAD GROUPS  
582 METHYL /OXYETHYLENE/ 16.0 DECANOATE NATURAL  
DISTRIBUTION OF HEAD GROUPS

##### C-10

297 POTASSIUM UNDECANOATE  
425 POTASSIUM 1-1-2-DECANE TRICARBOXYLATE  
30 SODIUM DECYL ALPHA SULFOPELARGONATE  
33 SODIUM /OXO/ DECYL ALPHA SULFOPELARGONATE  
3 SODIUM DECYL 1 SULFATE  
15 SODIUM DECYL 2 SULFATE  
346 DECYL TRIMETHYLAMMONIUM DECYL SULFATE  
642 OCTYL TRIMETHYLAMMONIUM DECANE SULFATE  
182 SODIUM DECYL 1-SULFONATE  
341 MAGNESIUM DECANE SULFONATE  
353 OCTYL TRIMETHYLAMMONIUM DECANE SULFONATE



PART 3. Grouped by structure of hydrophobic part and arranged by number of carbon atoms in longest hydrophobic tail and by charge—Continued

288 DECYL TRIMETHYLAMMONIUM DECANESULFONATE  
37 DECYLAMMONIUM CHLORIDE  
411 DECYLAMMONIUM ACETATE  
203 DECYL TRIMETHYL AMMONIUM CHLORIDE  
95 DECYL TRIMETHYL AMMONIUM BROMIDE  
306 DECYL TRIMETHYLAMMONIUM SULFATE  
346 DECYL TRIMETHYLAMMONIUM DECYL SULFATE  
288 DECYL TRIMETHYLAMMONIUM DECANESULFONATE  
280 DECYL TRIMETHYL AMMONIUM DODECYL SULFATE  
133 DECYL C BETAINE  
119 DECYL N BETAINE  
252 DECYL DIMETHYL AMINE OXIDE  
711 DECYL DIMETHYL PHOSPHINE OXIDE  
587 DECYL DIMETHYLAMMONIOPROPANE SULFONATE  
692 DECYL SULFINYLETHANOL  
19 DECYL BETA D GLUCOSIDE  
201 DECYL /OXYETHYLENE/8 OXYMETHYL REDUCED POLYDISPERSION OF HEAD GROUPS  
202 DECYL /OXYETHYLENE/11 OXYMETHYL REDUCED POLYDISPERSION OF HEAD GROUPS  
204 DECYL /OXYETHYLENE/12 OXYMETHYL REDUCED POLYDISPERSION OF HEAD GROUPS  
107 DECYL /OXYETHYLENE/ 3 ALCOHOL HOMOGENOUS HEAD GROUP  
379 DECYL/OXYETHYLENE/4 ALCOHOL HOMOGENEOUS HEAD GROUP  
378 DECYL/OXYETHYLENE/5 ALCOHOL HOMOGENEOUS HEAD GROUP  
108 DECYL /OXYETHYLENE/ 6 ALCOHOL HOMOGENOUS HEAD GROUP  
109 DECYL /OXYETHYLENE/ 9 ALCOHOL HOMOGENOUS HEAD GROUP

C-11

531 DODECANOIC ACID  
273 SODIUM DODECANOATE  
91 POTASSIUM DODECANOATE  
627 CESIUM DODECANOATE  
277 BENZYL TRIMETHYL AMMONIUM DODECANOATE  
527 SODIUM UNDECANE-3-CARBOXYLATE  
669 DIPOTASSIUM DECYL MALONATE  
602 ALPHA SULFO LAURIC ACID  
235 SODIUM ALPHA SULFO LAURIC ACID  
603 SODIUM PROPYL ALPHA SULFO LAURATE  
613 ALPHAPHOSPHONO DODECANOIC ACID  
617 MONOSODIUM ALPHAPHOSPHONO DODECANOATE  
620 DISODIUM ALPHAPHOSPHONO DODECANOATE  
607 SODIUM ISOPROPYL ALPHAPHOSPHONO LAURATE  
311 SODIUM UNDECYL 1-SULFATE  
72 SODIUM UNDECYL 3 SULFATE  
80 SODIUM UNDECYL 6 SULFATE  
639 SODIUM UNDECYL THIOSULFATE  
537 UNDECYL SULFONIC ACID  
418 SODIUM UNDECYL SULFONATE  
96 UNDECYL TRIMETHYL AMMONIUM BROMIDE  
531 DODECANOIC ACID  
120 UNDECYL N BETAINE  
713 UNDECYL DIMETHYL AMINE OXIDE  
495 SUCROSE MONOLAURATE  
276 NONAETHYLENE GLYCOL MONODODECANOATE NATURAL DISTRIBUTION OF HEAD GROUPS  
583 METHYL /OXYETHYLENE/ 6.0 DODECANOATE REDUCED POLYDISPERSITY OF HEAD GROUPS  
584 METHYL /OXYETHYLENE/ 8.4 DODECANOATE REDUCED POLYDISPERSITY OF HEAD GROUPS  
585 METHYL /OXYETHYLENE/ 11.2 DODECANOATE REDUCED POLYDISPERSITY OF HEAD GROUPS  
579 METHYL /OXYETHYLENE/ 12.5 DODECANOATE REDUCED POLYDISPERSITY OF HEAD GROUPS  
440 /OXYETHYLENE/4 SORBITAN MONOLAURATE ISOMERS AND DISTRIBUTED MULTIPLE OE CHAINS  
441 /OXYETHYLENE/8 SORBITAN MONOLAURATE ISOMERS AND DISTRIBUTED MULTIPLE OE CHAINS  
442 /OXYETHYLENE/10 SORBITAN MONOLAURATE ISOMERS AND DISTRIBUTED MULTIPLE OE CHAINS  
443 /OXYETHYLENE/20 SORBITAN MONOLAURATE ISOMERS AND DISTRIBUTED MULTIPLE OE CHAINS  
444 /OXYETHYLENE/25 SORBITAN MONOLAURATE ISOMERS AND DISTRIBUTED MULTIPLE OE CHAINS  
520 UNDECYL/OXYETHYLENE/8 ALCOHOL NATURAL DISTRIBUTION OF HEAD GROUPS  
550 LAURIC ACID DIETHANOLAMINE CONDENSATE

C-12

ANIONIC

351 POTASSIUM TRIDECANOATE  
421 POTASSIUM 1-1-2-DODECANE TRICARBOXYLATE

34 SODIUM DODECYL ALPHA SULFOPELARGONATE  
632 POTASSIUM N-DODECYL BETA-ALANINATE  
705 DODECYL SULFURIC ACID  
1 SODIUM DODECYL 1 SULFATE  
67 SODIUM DODECYL 2 SULFATE  
634 POTASSIUM DODECYL SULFATE  
111 LITHIUM DODECYL 1 SULFATE  
23 SILVER DODECYL 1 SULFATE  
568 MAGNESIUM DODECYL SULFATE  
24 CALCIUM DODECYL 1 SULFATE  
569 STRONTIUM DODECYL SULFATE  
571 MANGANESE DODECYL SULFATE  
572 COBALTOUS DODECYL SULFATE  
575 NICKEL DODECYL SULFATE  
573 CUPRIC DODECYL SULFATE  
570 LEAD DODECYL SULFATE  
574 ZINC DODECYL SULFATE  
386 AMMONIUM DODECYL SULFATE  
387 METHYLAMMONIUM DODECYL SULFATE  
388 ETHYLAMMONIUM DODECYL SULFATE  
389 BUTYLAMMONIUM DODECYL SULFATE  
409 TRIETHANOLAMMONIUM DODECYL SULFATE  
112 TETRAMETHYL AMMONIUM DODECYL 1 SULFATE  
382 ETHYL TRIMETHYLAMMONIUM DODECYL SULFATE  
383 BUTYL TRIMETHYLAMMONIUM DODECYL SULFATE  
718 TETRAETHYLAMMONIUM DODECYL SULFATE  
719 TETRABUTYLAMMONIUM DODECYL SULFATE  
720 1-6-DITRIMETHYLAMMONIUM-HEXANE/DODECYL SULFATE/2  
410 MORPHOLINIUM DODECYL SULFATE  
391 OCTYLAMMONIUM DODECYL SULFATE  
385 OCTYL TRIMETHYLAMMONIUM DODECYL SULFATE  
280 DECYL TRIMETHYL AMMONIUM DODECYL SULFATE  
281 DODECYL TRIMETHYLAMMONIUM DODECYL SULFATE  
636 SODIUM DODECYL THIOSULFATE  
462 SODIUM MONOLAURIN SULFATE  
541 SODIUM DODECYL MONO-OXYETHYLENE SULFATE  
542 SODIUM DODECYL DIOXYETHYLENE SULFATE  
113 SODIUM DODECYL TRI-OXYETHYLENE SULFATE  
543 SODIUM DODECYL TETRA-OXYETHYLENE SULFATE  
114 SODIUM DODECYL /OXYETHYLENE/17.5 SULFATE  
597 SODIUM DODECYL MONO-OXYPROPYL SULFATE  
200 DODECYL SULFONIC ACID  
179 SODIUM DODECANE 1-SULFONATE  
175 SODIUM DODECANE 2-SULFONATE  
40 POTASSIUM DODECYL 1 SULFONATE  
635 LITHIUM DODECYL SULFONATE  
342 MAGNESIUM DODECANE SULFONATE

CATIONIC

38 DODECYL AMMONIUM CHLORIDE  
628 DODECYLAMMONIUM BROMIDE  
482 DODECYL AMMONIUM NITRATE  
412 DODECYLAMMONIUM ACETATE  
449 DODECYLMETHYL AMMONIUM CHLORIDE  
450 DODECYLDIMETHYL AMMONIUM CHLORIDE  
41 DODECYL TRIMETHYL AMMONIUM CHLORIDE  
307 DODECYL TRIMETHYLAMMONIUM SULFATE  
97 DODECYL TRIMETHYL AMMONIUM BROMIDE  
126 DODECYL TRIMETHYLAMMONIUM IODIDE  
130 DODECYL TRIMETHYL AMMONIUM FLUORIDE  
131 DODECYL TRIMETHYLAMMONIUM NITRATE  
129 DODECYL TRIMETHYL AMMONIUM BROMATE  
127 DODECYL TRIMETHYL AMMONIUM IODATE  
128 DODECYL TRIMETHYL AMMONIUM FORMATE  
643 DODECYL TRIMETHYLAMMONIUM OCTANE SULFATE  
281 DODECYL TRIMETHYLAMMONIUM DODECYL SULFATE  
384 HEXYL TRIMETHYLAMMONIUM DODECYL SULFATE  
399 DODECYL DIMETHYL ETHYLAMMONIUM CHLORIDE  
345 DIDODECYL DIMETHYLAMMONIUM CHLORIDE  
400 DODECYL METHYL DIETHYLAMMONIUM CHLORIDE  
401 DODECYL TRIETHYLAMMONIUM CHLORIDE  
500 DODECYL TRI/2-HYDROXYETHYL/AMMONIUM CHLORIDE  
22 DIMETHYL DODECYL AMINE OXIDE HYDROCHLORIDE  
293 DODECYL DIMETHYL AMINE OXIDE HYDROBROMIDE  
124 DODECYL N BETAINE HYDROCHLORIDE  
633 N-DODECYL BETA-ALANINE HYDROCHLORIDE

NONIONIC

121 DODECYL N BETAINE  
592 DODECYL N-DIETHYL N-BETAINE  
134 DODECYL C BETAINE  
21 DIMETHYL DODECYL AMINE OXIDE  
712 DODECYL DIMETHYL PHOSPHINE OXIDE  
590 DODECYL DIMETHYLAMMONIOPROPANE CARBOXYLATE  
588 DODECYL DIMETHYLAMMONIOPROPANE SULFONATE

PART 3. *Grouped by structure of hydrophobic part and arranged by number of carbon atoms in longest hydrophobic tail and by charge*—Continued

591	DODECYL DIMETHYLPHOSPHONIOPROPANE SULFONATE	73	SODIUM TETRADECYL 3 SULFATE
595	DODECYL DIMETHYL AMMONIOPROPANE SULFATE	17	SODIUM TETRADECYL 4 SULFATE
594	DODECYL DIPROPYL AMMONIOPROPANE SULFONATE	77	SODIUM TETRADECYL 5 SULFATE
593	DIMETHYL DODECYLAMMONIOPROPANE HYDROXY SULFONATE	525	SODIUM TETRADECYL 6-SULFATE
20	DODECYL BETA D GLUCOSIDE	84	SODIUM TETRADECYL 7 SULFATE
649	ALPHA-D-GLUCOSYL DODECANE	637	LITHIUM TETRADECYL SULFATE
205	DODECYL /OXYETHYLENE/12 OXYMETHYL REDUCED POLYDISPERSION OF HEAD GROUPS	576	CUPRIC TETRADECYL SULFATE
325	DODECYL/OXYETHYLENE/4 ALCOHOL REDUCED POLYDISPERSITY OF HEAD GROUPS	544	SODIUM TETRADECYL MONO-OXYETHYLENE SULFATE
377	DODECYL/OXYETHYLENE/ 5 ALCOHOL HOMOGENEOUS HEAD GROUP	545	SODIUM TETRADECYL DI-OXYETHYLENE SULFATE
110	DODECYL /OXYETHYLENE/ 6 ALCOHOL HOMOGENOUS HEAD GROUP	546	SODIUM TETRADECYL TRI-OXYETHYLENE SULFATE
468	DODECYL/OXYETHYLENE/6.2 ALCOHOL NATURAL DISTRIBUTION OF HEAD GROUPS	598	SODIUM TETRADECYL MONO-OXYPROPYL SULFATE
115	DODECYL /OXYETHYLENE/7 ALCOHOL REDUCED POLYDISPERSION OF HEAD GROUPS	599	SODIUM TETRADECYL DI-OXYPROPYL SULFATE
488	DODECYL/OXYETHYLENE/7 ALCOHOL HOMOGENEOUS HEAD GROUP	243	TETRADECANE 1-SULFONIC ACID
469	DODECYL/OXYETHYLENE/7.6 ALCOHOL NATURAL DISTRIBUTION OF HEAD GROUPS	183	SODIUM TETRADECYL 1-SULFONATE
163	DODECYL /OXYETHYLENE/ 8 ALCOHOL NATURAL DISTRIBUTION OF HEAD GROUPS	176	SODIUM TETRADECANE 2-SULFONATE
489	DODECYL/OXYETHYLENE/9 ALCOHOL HOMOGENEOUS HEAD GROUP	39	TETRADECYL AMMONIUM CHLORIDE
310	DODECYL/OXYETHYLENE/10 ALCOHOL NATURAL DISTRIBUTION OF HEAD GROUPS	413	TETRADECYLAMMONIUM ACETATE
470	DODECYL/OXYETHYLENE/10.6 ALCOHOL NATURAL DISTRIBUTION OF HEAD GROUPS	42	TETRADECYL TRIMETHYL AMMONIUM CHLORIDE
490	DODECYL/OXYETHYLENE/12 ALCOHOL HOMOGENEOUS HEAD GROUP	98	TETRADECYL TRIMETHYL AMMONIUM BROMIDE
164	DODECYL /OXYETHYLENE/ 12 ALCOHOL NATURAL DISTRIBUTION OF HEAD GROUPS	308	TETRADECYL TRIMETHYLAMMONIUM SULFATE
326	DODECYL/OXYETHYLENE/14 ALCOHOL REDUCED POLYDISPERSITY OF HEAD GROUPS	291	TETRADECYL TRIPROPYLAMMONIUM BROMIDE
471	DODECYL/OXYETHYLENE/15.8 ALCOHOL NATURAL DISTRIBUTION OF HEAD GROUPS	125	TETRADECYL N BETAINES HYDROCHLORIDE
716	DODECYL /OXYETHYLENE/16 ALCOHOL REDUCED POLYDISPERSITY OF HEAD GROUPS	122	TETRADECYL N BETAINES
165	DODECYL /OXYETHYLENE/ 18 ALCOHOL NATURAL DISTRIBUTION OF HEAD GROUPS	253	TETRADECYL DIMETHYL AMINE OXIDE
472	DODECYL/OXYETHYLENE/20.4 ALCOHOL NATURAL DISTRIBUTION OF HEAD GROUPS	289	TETRADECYL/OXYETHYLENE/6 ALCOHOL HOMOGENOUS HEAD GROUP
327	DODECYL/OXYETHYLENE/23 ALCOHOL REDUCED POLYDISPERSITY OF HEAD GROUPS		
166	DODECYL /OXYETHYLENE/ 23 ALCOHOL NATURAL DISTRIBUTION OF HEAD GROUPS		
473	DODECYL/OXYETHYLENE/27.1 ALCOHOL NATURAL DISTRIBUTION OF HEAD GROUPS		
170	DODECYL /OXYETHYLENE/ 28 ALCOHOL REDUCED DISTRIBUTION OF HEAD GROUPS		
116	DODECYL /OXYETHYLENE/30 ALCOHOL REDUCED POLYDISPERSION OF HEAD GROUPS		
474	DODECYL/OXYETHYLENE/38.6 ALCOHOL NATURAL DISTRIBUTION OF HEAD GROUPS		
475	DODECYL/OXYETHYLENE/67.3 ALCOHOL NATURAL DISTRIBUTION OF HEAD GROUPS		
C-13		C-15	
532	TETRADECANOIC ACID	533	HEXADECANOIC ACID
298	SODIUM TETRADECANOATE	300	SODIUM HEXADECANOATE
92	POTASSIUM TETRADECANOATE	185	POTASSIUM HEXADECANOATE
670	DIPOTASSIUM DODECYL MALONATE	671	DIPOTASSIUM TETRADECYL MALONATE
189	ALPHA SULFOMYRISTIC ACID	190	ALPHA SULFOPALMITIC ACID
236	SODIUM ALPHA SULFO MYRISTIC ACID	237	SODIUM ALPHA SULFO PALMITIC ACID
604	SODIUM METHYL ALPHA SULFO MYRISTATE	36	SODIUM METHYL ALPHA SULFOPALMITATE
618	MONOSODIUM ALPHAPHOSPHONO TETRADECANOATE	192	SODIUM ETHYL ALPHA SULFOPALMITATE
608	SODIUM METHYL ALPHAPHOSPHONO MYRISTATE	193	SODIUM PROPYL ALPHA SULFOPALMITATE
233	DISODIUM ALPHA SULFO MYRISTATE	234	DISODIUM ALPHA SULFO PALMITATE
614	ALPHAPHOSPHONO TETRADECANOIC ACID	197	DISODIUM 2 SULFOETHYL ALPHA SULFOPALMITATE
621	DISODIUM ALPHAPHOSPHONO TETRADECANOATE	615	ALPHAPHOSPHONO HEXADECANOIC ACID
624	TRISODIUM ALPHAPHOSPHONO TETRADECANOATE	619	MONOSODIUM ALPHAPHOSPHONO HEXADECANOATE
68	SODIUM TRIDECYL 2 SULFATE	609	SODIUM ISOPROPYL ALPHAPHOSPHONO PALMITATE
83	SODIUM TRIDECYL 7 SULFATE	622	DISODIUM ALPHAPHOSPHONO HEXADECANOATE
242	TRIDECANE 1-SULFONIC ACID	625	TRISODIUM ALPHAPHOSPHONO HEXADECANOATE
229	SODIUM TRIDECANE 1-SULFONATE	69	SODIUM PENTADECYL 2 SULFATE
402	TRIDECYL TRIMETHYLAMMONIUM CHLORIDE	74	SODIUM PENTADECYL 3 SULFATE
532	TETRADECANOIC ACID	78	SODIUM PENTADECYL 5 SULFATE
497	SUCROSE MONOMYRISTATE	85	SODIUM PENTADECYL 8 SULFATE
465	TRIDECYL/OXYETHYLENE/9 ALCOHOL NATURAL DISTRIBUTION OF HEAD GROUPS	244	PENTADECANE 1-SULFONIC ACID
466	TRIDECYL/SECONDARY/ /OXYETHYLENE/9 ALCOHOL NATURAL DISTRIBUTION OF HEAD GROUPS	230	SODIUM PENTADECANE 1-SULFONATE
C-14		533	HEXADECANOIC ACID
426	POTASSIUM 1-1-2-TETRADECANE TRICARBOXYLATE	498	SUCROSE MONOPALMITATE
4	SODIUM TETRADECYL 1 SULFATE		
16	SODIUM TETRADECYL 2 SULFATE		
		C-16	
		422	POTASSIUM 1-1-2-HEXADECANE TRICARBOXYLATE
		5	SODIUM HEXADECYL 1 SULFATE
		75	SODIUM HEXADECYL 4 SULFATE
		81	SODIUM HEXADECYL 6 SULFATE
		86	SODIUM HEXADECYL 8 SULFATE
		638	LITHIUM HEXADECYL SULFATE
		577	CUPRIC HEXADECYL SULFATE
		60	TRIETHANOL AMMONIUM HEXADECYL SULFATE
		52	SODIUM HEXADECYL MONO OXYETHYLENE SULFATE
		53	SODIUM HEXADECYL DI OXYETHYLENE SULFATE
		54	SODIUM HEXADECYL TRI OXYETHYLENE SULFATE
		55	SODIUM HEXADECYL TETRA OXYETHYLENE SULFATE
		600	SODIUM HEXADECYL MONO-OXYPROPYL SULFATE
		245	HEXADECANE 1-SULFONIC ACID
		184	SODIUM HEXADECYL 1-SULFONATE
		177	SODIUM HEXADECANE 2-SULFONATE
		408	POTASSIUM HEXADECANE 1-SULFONATE
		186	HEXADECYL AMMONIUM CHLORIDE
		414	HEXADECYLAMMONIUM ACETATE
		265	HEXADECYL TRIMETHYL AMMONIUM CHLORIDE
		99	HEXADECYL TRIMETHYLAMMONIUM BROMIDE
		309	HEXADECYL TRIMETHYLAMMONIUM SULFATE
		478	HEXADECYL DIMETHYLETHYLAMMONIUM BROMIDE
		266	HEXADECYL DIMETHYL 2-HYDROXYETHYL AMMONIUM CHLORIDE
		269	HEXADECYLDIMETHYL 2,3-DIHYDROXYPROPYLAMMONIUM CHLORIDE
		267	HEXADECYL DI-/2-HYDROXYETHYL/METHYL AMMONIUM CHLORIDE
		268	HEXADECYL TRI-/2-HYDROXYETHYL/ AMMONIUM CHLORIDE
		292	HEXADECYL TRIPROPYLAMMONIUM BROMIDE
		666	HEXADECYL TRIBUTYLAMMONIUM BROMATE
		123	HEXADECYL N BETAINES
		589	HEXADECYLDIMETHYLAMMONIOPROPANE SULFONATE
		499	SUCROSE DI-PALMITATE



PART 3. *Grouped by structure of hydrophobic part and arranged by number of carbon atoms in longest hydrophobic tail and by charge—Continued*

282 HEXADECYL /OXYETHYLENE/ 6 ALCOHOL HOMOGENEOUS HEAD GROUP  
 330 HEXADECYL/OXYETHYLENE/7 ALCOHOL HOMOGENEOUS HEAD GROUP  
 331 HEXADECYL/OXYETHYLENE/9 ALCOHOL HOMOGENEOUS HEAD GROUP  
 332 HEXADECYL/OXYETHYLENE/12 ALCOHOL HOMOGENEOUS HEAD GROUP  
 333 HEXADECYL/OXYETHYLENE/15 ALCOHOL HOMOGENEOUS HEAD GROUP  
 535 HEXADECYL/OXYETHYLENE/18 ALCOHOL  
 334 HEXADECYL/OXYETHYLENE/21 ALCOHOL HOMOGENEOUS HEAD GROUP  
 117 HEXADECYL /OXYETHYLENE/30 ALCOHOL REDUCED POLYDISPERSION OF HEAD GROUPS

C-17

534 OCTADECANOIC ACID  
 448 SODIUM OCTADECANOATE /STEARATE/  
 256 POTASSIUM STEARATE  
 672 DIPOTASSIUM HEXADECYL MALONATE  
 191 ALPHA SULFOSTEARIC ACID  
 9 SODIUM ALPHA SULFOSTEARIC ACID  
 194 SODIUM METHYL ALPHA SULFOSTEARATE  
 195 SODIUM ETHYL ALPHA SULFOSTEARATE  
 196 SODIUM PROPYL ALPHA SULFOSTEARATE  
 199 SODIUM ISOPROPYL ALPHA SULFOSTEARATE  
 10 DISODIUM ALPHA SULFOSTEARATE  
 198 DISODIUM 2 SULFOETHYL ALPHA SULFOSTEARATE  
 553 XYLAL SULFOSTEARIC ACID  
 610 SODIUM METHYL ALPHAPHOSPHONO STEARATE  
 623 DISODIUM ALPHAPHOSPHONO OCTADECANOATE  
 626 TRISODIUM ALPHAPHOSPHONO OCTADECANOATE  
 70 SODIUM HEPTADECYL 2 SULFATE  
 87 SODIUM HEPTADECYL 9 SULFATE  
 246 HEPTADECANE 1-SULFONIC ACID  
 231 SODIUM HEPTADECANE 1-SULFONATE  
 534 OCTADECANOIC ACID  
 496 SUCROSE MONOSTEARATE

C-18

673 DIPOTASSIUM OCTADECYL MALONATE  
 64 SODIUM OCTADECYL 1 SULFATE  
 71 SODIUM OCTADECYL 2 SULFATE  
 76 SODIUM OCTADECYL 4 SULFATE  
 82 SODIUM OCTADECYL 6 SULFATE  
 65 TRIETHANOLAMMONIUM OCTADECYL 1 SULFATE  
 56 SODIUM OCTADECYL MONO OXYETHYLENE SULFATE  
 57 SODIUM OCTADECYL DI OXYETHYLENE SULFATE  
 58 SODIUM OCTADECYL TRI OXYETHYLENE SULFATE  
 59 SODIUM OCTADECYL TETRA OXYETHYLENE SULFATE  
 601 SODIUM OCTADECYL MONO-OXYPROPYL SULFATE  
 232 OCTADECANE 1-SULFONIC ACID  
 349 SODIUM OCTADECANE 1-SULFONATE  
 178 SODIUM OCTADECANE 2-SULFONATE  
 419 SODIUM ALPHA-HEPTYL UNDECYL SULFONATE  
 187 OCTADECYL AMMONIUM CHLORIDE  
 415 OCTADECYLAMMONIUM ACETATE  
 270 OCTADECYL TRIMETHYLAMMONIUM CHLORIDE  
 477 OCTADECYL TRIMETHYLAMMONIUM BROMIDE  
 654 OCTADECYL TRIMETHYLAMMONIUM NITRATE  
 658 OCTADECYL TRIMETHYLAMMONIUM BROMATE  
 659 OCTADECYL TRIMETHYLAMMONIUM FORMATE  
 667 OCTADECYL TRIMETHYLAMMONIUM OXALATE  
 662 OCTADECYL TRIETHYLAMMONIUM BROMATE  
 663 OCTADECYL TRIPROPYLAMMONIUM BROMATE  
 664 OCTADECYL TRIBUTYLAMMONIUM BROMATE  
 665 OCTADECYL TRIAMYLAMMONIUM BROMATE  
 435 OCTADECYL/OXYETHYLENE/10 ALCOHOL NATURAL DISTRIBUTION OF HEAD GROUPS  
 328 OCTADECYL/OXYETHYLENE/14 ALCOHOL REDUCED POLYDISPERSITY OF HEAD GROUPS  
 436 OCTADECYL/OXYETHYLENE/20 ALCOHOL NATURAL DISTRIBUTION OF HEAD GROUPS  
 329 OCTADECYL/OXYETHYLENE/100 ALCOHOL REDUCED POLYDISPERSITY OF HEAD GROUPS

C-19

79 SODIUM NONADECYL 5 SULFATE  
 88 SODIUM 1 NONYL DECYL SULFATE

C-20

683 SODIUM EICOSYLBENZENE SULFONATE

C-29

89 SODIUM 1 TETRADECYL PENTADECYL SULFATE

ISO-ALKANES

261 SODIUM DI-ISOBUTYL SULFOSUCCINATE  
 394 1-METHYL PROPYL/OXYETHYLENE/6 ALCOHOL HOMOGENEOUS HEAD GROUP  
 352 SODIUM DI-1-METHYLIISOAMYL SULFOSUCCINATE  
 395 2-ETHYL BUTYL/OXYETHYLENE/6 ALCOHOL HOMOGENEOUS HEAD GROUP  
 262 SODIUM DI-2-ETHYL-HEXYL SULFOSUCCINATE  
 286 AMMONIUM DI-2-ETHYL-HEXYL SULFOSUCCINATE  
 396 2-PROPYL PENTYL/OXYETHYLENE/6 ALCOHOL HOMOGENEOUS HEAD GROUP  
 515 ISO-OCTYL/OXYETHYLENE/4 ALCOHOL BRANCHED CHAIN, NATURAL OE DISTRIBUTION  
 516 NONYL/OXYETHYLENE/4 ALCOHOL BRANCHED CHAIN, NATURAL OE DISTRIBUTION  
 397 2-BUTYL HEXYL/OXYETHYLENE/6 ALCOHOL HOMOGENEOUS HEAD GROUP  
 398 2-BUTYL HEXYL/OXYETHYLENE/9 ALCOHOL HOMOGENEOUS HEAD GROUP  
 517 DECYL/OXO-PROCESS/ /OXYETHYLENE/10 ALCOHOL BRANCHED CHAIN, NATURAL OE DISTRIBUTION  
 519 DECYL/OXO-PROCESS/ /OXYETHYLENE/4 ALCOHOL BRANCHED CHAIN, NATURAL OE DISTRIBUTION  
 143 DECYL /OXYETHYLENE/ 5.0 ALCOHOL BRANCHED CHAIN, NATURAL OE DISTRIBUTION  
 144 DECYL /OXYETHYLENE/ 10.0 ALCOHOL BRANCHED CHAIN, NATURAL OE DISTRIBUTION  
 145 DECYL /OXYETHYLENE/ 14.9 ALCOHOL BRANCHED CHAIN, NATURAL OE DISTRIBUTION  
 146 DECYL /OXYETHYLENE/ 20.0 ALCOHOL BRANCHED CHAIN, NATURAL OE DISTRIBUTION  
 147 DECYL /OXYETHYLENE/ 29.4 ALCOHOL BRANCHED CHAIN, NATURAL OE DISTRIBUTION  
 518 TRIMETHYLNONYL/OXYETHYLENE/6 ALCOHOL BRANCHED CHAIN, NATURAL OE DISTRIBUTION

C-13

312 TRIDECYL/OXYETHYLENE/5 ALCOHOL BRANCHED CHAIN, REDUCED OE DISTRIBUTION  
 148 TRIDECYL /OXYETHYLENE/ 5.2 ALCOHOL BRANCHED CHAIN, NATURAL OE DISTRIBUTION  
 313 TRIDECYL/OXYETHYLENE/9.5 ALCOHOL BRANCHED CHAIN, REDUCED OE DISTRIBUTION  
 521 TRIDECYL/OXYETHYLENE/10 ALCOHOL BRANCHED CHAIN, NATURAL OE DISTRIBUTION  
 149 TRIDECYL /OXYETHYLENE/ 10.1 ALCOHOL BRANCHED CHAIN, NATURAL OE DISTRIBUTION  
 314 TRIDECYL/OXYETHYLENE/14 ALCOHOL BRANCHED CHAIN, REDUCED OE DISTRIBUTION  
 150 TRIDECYL /OXYETHYLENE/ 15.2 ALCOHOL BRANCHED CHAIN, NATURAL OE DISTRIBUTION  
 315 TRIDECYL/OXYETHYLENE/20 ALCOHOL BRANCHED CHAIN, REDUCED OE DISTRIBUTION  
 151 TRIDECYL /OXYETHYLENE/ 20.0 ALCOHOL BRANCHED CHAIN, NATURAL OE DISTRIBUTION  
 316 TRIDECYL/OXYETHYLENE/30 ALCOHOL BRANCHED CHAIN, REDUCED OE DISTRIBUTION  
 152 TRIDECYL /OXYETHYLENE/ 30.6 ALCOHOL BRANCHED CHAIN, NATURAL OE DISTRIBUTION  
 431 TRIDECYL/OXO-PROCESS/ /OXYETHYLENE/8.5 ALCOHOL BRANCHED CHAIN, NATURAL OE DISTRIBUTION  
 432 TRIDECYL/OXO-PROCESS/ /OXYETHYLENE/10 ALCOHOL BRANCHED CHAIN, NATURAL OE DISTRIBUTION  
 433 TRIDECYL/OXO-PROCESS/ /OXYETHYLENE/15 ALCOHOL BRANCHED CHAIN, NATURAL OE DISTRIBUTION  
 434 TRIDECYL/OXO-PROCESS/ /OXYETHYLENE/22 ALCOHOL BRANCHED CHAIN, NATURAL OE DISTRIBUTION  
 526 SODIUM 2-DI-N-HEXYL ETHYL SULFATE  
 524 HEXADECYL/OXYETHYLENE/14 ALCOHOL BRANCHED CHAIN, NATURAL OE DISTRIBUTION

3B. ALKYL ARYL

ALKYL AND ARYL

354 HEXYL BENZYL DIMETHYLAMMONIUM CHLORIDE  
 356 DECYL BENZYL DIMETHYLAMMONIUM CHLORIDE  
 403 DODECYL DIMETHYLPHENYLAMMONIUM CHLORIDE  
 279 DODECYL BENZYL DIMETHYLAMMONIUM CHLORIDE  
 404 DODECYL DIMETHYL 2-PHENYLETHYLAMMONIUM CHLORIDE C<sub>6</sub>H<sub>5</sub>CH<sub>2</sub>CH<sub>2</sub>/N/CH<sub>3</sub>/2/C<sub>12</sub>H<sub>25</sub>  
 407 DODECYL DIMETHYL 3-PHENYLPROPYLAMMONIUM CHLORIDE C<sub>6</sub>H<sub>5</sub>CH<sub>2</sub>CH<sub>2</sub>/N/CH<sub>3</sub>/2/C<sub>12</sub>H<sub>25</sub>  
 405 DODECYL METHYLETHYLBENZYLAMMONIUM CHLORIDE  
 357 TETRADECYL BENZYL DIMETHYLAMMONIUM CHLORIDE

PART 3. Grouped by structure of hydrophobic part and arranged by number of carbon atoms in longest hydrophobic tail and by charge—Continued

275 HEXADECYL DIMETHYLBENZYLAMMONIUM CHLORIDE  
358 OCTADECYL BENZYL DIMETHYLAMMONIUM CHLORIDE

1-N-ALKYL ARYL

645 PARA/BETA-D-GLUCOSYL/ETHYLBENZENE  
646 PARA/BETA-D-GLUCOSYL/PROPYL BENZENE  
445 SODIUM PARA-BIS-/N-BUTYL/ BENZENE SULFONATE  
681 SODIUM DIBUTYL BENZENE SULFONATE  
647 PARA/BETA-D-GLUCOSYL/BUTYLBENZENE  
650 PARA/BETA-D-XYLOSYL/BUTYL BENZENE  
501 SODIUM HEXYL BENZENE SULFONATE  
446 SODIUM PARA-BIS-/N-HEXYL/ BENZENE SULFONATE  
502 SODIUM HEPTYL BENZENE SULFONATE  
49 SODIUM P OCTYL BENZENE SULFONATE  
503 SODIUM OCTYL BENZENE SULFONATE  
447 SODIUM PARA-BIS-/N-OCTYL/ BENZENE SULFONATE  
675 OCTYL BENZENE /OXYETHYLENE/10 ALCOHOL NATURAL  
DISTRIBUTION OF HEAD GROUPS  
493 SODIUM P-NONYL BENZENE SULFONATE  
504 SODIUM NONYL BENZENE SULFONATE  
463 NONYL BENZENE/OXYETHYLENE/11 ALCOHOL NATURAL  
DISTRIBUTION OF HEAD GROUPS  
464 NONYL BENZENE/OXYETHYLENE/15 ALCOHOL NATURAL  
DISTRIBUTION OF HEAD GROUPS  
50 SODIUM P DECYL BENZENE SULFONATE  
505 SODIUM DECYL BENZENE SULFONATE  
522 DECYL BENZENE ORTHO/OXYETHYLENE/11.2 ALCOHOL NATURAL  
DISTRIBUTION OF HEAD GROUPS  
523 DECYL BENZENE PARA/OXYETHYLENE/11.0 ALCOHOL NATURAL  
DISTRIBUTION OF HEAD GROUPS  
51 SODIUM P DODECYL BENZENE SULFONATE  
506 SODIUM DODECYL BENZENE SULFONATE  
507 SODIUM TETRADECYL BENZENE SULFONATE  
596 TETRAHYDROANACARDOL AMMONIUM MONOSULFONATE  
508 SODIUM HEXADECYL BENZENE SULFONATE  
552 TOLYL SULFOSTEARIC ACID  
509 SODIUM OCTADECYL BENZENE SULFONATE

OTHER N-ALKYL ARYL

172 SODIUM 2-N-OCTYL BENZENE SULFONATE  
173 SODIUM 2-N-DECYL BENZENE SULFONATE  
45 SODIUM P 1 METHYL DECYL BENZENE SULFONATE  
171 SODIUM 2-N-DODECYL BENZENE SULFONATE  
301 SODIUM 3-N-DODECYL BENZENE SULFONATE  
302 SODIUM 4-N-DODECYL BENZENE SULFONATE  
514 SODIUM 6-N-DODECYL BENZENE SULFONATE  
46 SODIUM P 1 METHYL DODECYL BENZENE SULFONATE  
174 SODIUM 2-N-TETRADECYL BENZENE SULFONATE  
47 SODIUM P 1 METHYL TETRADECYL BENZENE SULFONATE  
48 SODIUM P 1 METHYL HEXADECYL BENZENE SULFONATE  
551 PHENYL SULFOSTEARIC ACID

ISO-ALKYL ARYL — KNOWN BRANCHING

674 DIISOBUTYL BENZENE/OXYETHYLENE/6 ALCOHOL (DB) BRANCHED  
CHAIN, NATURAL OE DISTRIBUTION  
510 SODIUM 2-ETHYL-HEXYL BENZENE SULFONATE  
676 SODIUM 1.1.3.3-TETRAMETHYL BUTYL BENZENE SULFONATE  
677 SODIUM DI-/1.1.3.3-TETRAMETHYL BUTYL/BENZENESULFONATE

P-TERTIARY OCTYL BENZENE

207 P-T-OCTYL BENZENE /OXYETHYLENE/1 ALCOHOL HOMOGENOUS  
HEAD GROUP  
217 P-T-OCTYL BENZENE /OXYETHYLENE/1 ALCOHOL NATURAL  
DISTRIBUTION OF HEAD GROUPS  
208 P-T-OCTYL BENZENE /OXYETHYLENE/2 ALCOHOL HOMOGENOUS  
HEAD GROUP  
218 P-T-OCTYL BENZENE /OXYETHYLENE/2 ALCOHOL NATURAL  
DISTRIBUTION OF HEAD GROUPS  
209 P-T-OCTYL BENZENE /OXYETHYLENE/3 ALCOHOL HOMOGENOUS  
HEAD GROUP  
219 P-T-OCTYL BENZENE /OXYETHYLENE/3 ALCOHOL NATURAL  
DISTRIBUTION OF HEAD GROUPS  
210 P-T-OCTYL BENZENE /OXYETHYLENE/4 ALCOHOL HOMOGENOUS  
HEAD GROUP  
220 P-T-OCTYL BENZENE /OXYETHYLENE/4 ALCOHOL NATURAL  
DISTRIBUTION OF HEAD GROUPS  
211 P-T-OCTYL BENZENE /OXYETHYLENE/5 ALCOHOL HOMOGENOUS  
HEAD GROUP  
221 P-T-OCTYL BENZENE /OXYETHYLENE/5 ALCOHOL NATURAL  
DISTRIBUTION OF HEAD GROUPS  
212 P-T-OCTYL BENZENE /OXYETHYLENE/6 ALCOHOL HOMOGENOUS  
HEAD GROUP  
222 P-T-OCTYL BENZENE /OXYETHYLENE/6 ALCOHOL NATURAL  
DISTRIBUTION OF HEAD GROUPS

213 P-T-OCTYL BENZENE /OXYETHYLENE/7 ALCOHOL HOMOGENOUS  
HEAD GROUP  
223 P-T-OCTYL BENZENE /OXYETHYLENE/7 ALCOHOL NATURAL  
DISTRIBUTION OF HEAD GROUPS  
214 P-T-OCTYL BENZENE /OXYETHYLENE/8 ALCOHOL HOMOGENOUS  
HEAD GROUP  
224 P-T-OCTYL BENZENE /OXYETHYLENE/8 ALCOHOL NATURAL  
DISTRIBUTION OF HEAD GROUPS  
215 P-T-OCTYL BENZENE /OXYETHYLENE/9 ALCOHOL HOMOGENOUS  
HEAD GROUP  
225 P-T-OCTYL BENZENE /OXYETHYLENE/9 ALCOHOL NATURAL  
DISTRIBUTION OF HEAD GROUPS  
206 TRITON X-100(P-T-OCTYL BENZENE/OXYETHYLENE/9)NATURAL  
DISTRIBUTION OF HEAD GROUPS  
216 P-T-OCTYL BENZENE /OXYETHYLENE/10 ALCOHOL HOMOGENOUS  
HEAD GROUP  
317 T-OCTYL BENZENE/OXYETHYLENE/10 ALCOHOL REDUCED  
POLYDISPERSITY OF HEAD GROUPS  
226 P-T-OCTYL BENZENE /OXYETHYLENE/10 ALCOHOL NATURAL  
DISTRIBUTION OF HEAD GROUPS  
227 P-T-OCTYL BENZENE /OXYETHYLENE/16 ALCOHOL NATURAL  
DISTRIBUTION OF HEAD GROUPS  
318 T-OCTYL BENZENE/OXYETHYLENE/20 ALCOHOL REDUCED  
POLYDISPERSITY OF HEAD GROUPS  
319 T-OCTYL BENZENE/OXYETHYLENE/30 ALCOHOL REDUCED  
POLYDISPERSITY OF HEAD GROUPS  
228 P-T-OCTYL BENZENE /OXYETHYLENE/40 ALCOHOL NATURAL  
DISTRIBUTION OF HEAD GROUPS  
272 TRI-ISOPROPYL BENZENE SULFONIC ACID  
271 SODIUM TRI-ISO-PROPYL BENZENE SULFONATE  
678 SODIUM 1.1-DIMETHYLNONYL BENZENE SULFONATE  
511 SODIUM 2-PROPYL-HEPTYL BENZENE SULFONATE  
679 SODIUM 3-BUTYL HEPTYL BENZENE SULFONATE  
680 SODIUM 2-PROPYL-4-METHYL-OCTYL BENZENE SULFONATE  
492 SODIUM TETRAPROPYLENE/1-3-5-7-TETRAMETHYL-  
OCTYL/BENZENE SULFONATE  
512 SODIUM 2-BUTYL-OCTYL BENZENE SULFONATE  
513 SODIUM 2-AMYL-NONYL BENZENE SULFONATE

ISO-ALKYL ARYL — BRANCHING UNSPECIFIED

335 OCTYL BENZENE/OXYETHYLENE/8.5 ALCOHOL BRANCHED CHAIN,  
NATURAL OE DISTRIBUTION  
138 SODIUM NONYL BENZENE SULFONATE BRANCHED HYDROCARBON

ISO-NONYL BENZENE

153 NONYL BENZENE /OXYETHYLENE/ 5.0 ALCOHOL BRANCHED  
CHAIN, NATURAL OE DISTRIBUTION  
154 NONYL BENZENE /OXYETHYLENE/ 9.8 ALCOHOL BRANCHED  
CHAIN, NATURAL OE DISTRIBUTION  
336 NONYL BENZENE/OXYETHYLENE/9.5 ALCOHOL BRANCHED CHAIN,  
NATURAL OE DISTRIBUTION  
320 NONYL BENZENE/OXYETHYLENE/10 ALCOHOL BRANCHED CHAIN,  
REDUCED OE DISTRIBUTION  
167 NONYL BENZENE /OXYETHYLENE/ 10 ALCOHOL BRANCHED CHAIN,  
NATURAL OE DISTRIBUTION  
337 NONYL BENZENE/OXYETHYLENE/10.5 ALCOHOL BRANCHED CHAIN,  
NATURAL OE DISTRIBUTION  
168 NONYL BENZENE /OXYETHYLENE/ 15 ALCOHOL BRANCHED CHAIN,  
NATURAL OE DISTRIBUTION  
321 NONYL BENZENE/OXYETHYLENE/15 ALCOHOL BRANCHED CHAIN,  
REDUCED OE DISTRIBUTION  
155 NONYL BENZENE /OXYETHYLENE/ 15.4 ALCOHOL BRANCHED  
CHAIN, NATURAL OE DISTRIBUTION  
322 NONYL BENZENE/OXYETHYLENE/20 ALCOHOL BRANCHED CHAIN,  
REDUCED OE DISTRIBUTION  
156 NONYL BENZENE /OXYETHYLENE/ 20.0 ALCOHOL BRANCHED  
CHAIN, NATURAL OE DISTRIBUTION  
323 NONYL BENZENE/OXYETHYLENE/30 ALCOHOL BRANCHED CHAIN,  
REDUCED OE DISTRIBUTION  
721 NONYL BENZENE /OXYETHYLENE/30 ALCOHOL BRANCHED CHAIN  
DIALYSED  
169 NONYL BENZENE /OXYETHYLENE/ 30 ALCOHOL BRANCHED CHAIN,  
NATURAL OE DISTRIBUTION  
157 NONYL BENZENE /OXYETHYLENE/ 30.2 ALCOHOL BRANCHED  
CHAIN, NATURAL OE DISTRIBUTION  
324 NONYL BENZENE/OXYETHYLENE/50 ALCOHOL BRANCHED CHAIN,  
REDUCED OE DISTRIBUTION  
338 NONYL BENZENE/OXYETHYLENE/100 ALCOHOL BRANCHED CHAIN,  
NATURAL OE DISTRIBUTION  
140 SODIUM DECYL BENZENE SULFONATE BRANCHED HYDROCARBON  
CHAIN  
139 SODIUM DODECYL BENZENE SULFONATE BRANCHED HYDROCARBON  
CHAIN



PART 3. Grouped by structure of hydrophobic part and arranged by number of carbon atoms in longest hydrophobic tail and by charge—Continued

158 DODECYL BENZENE /OXYETHYLENE/ 5.0 ALCOHOL BRANCHED  
CHAIN, NATURAL OE DISTRIBUTION  
159 DODECYL BENZENE /OXYETHYLENE/ 10.2 ALCOHOL BRANCHED  
CHAIN, NATURAL OE DISTRIBUTION  
160 DODECYL BENZENE /OXYETHYLENE/ 15.1 ALCOHOL BRANCHED  
CHAIN, NATURAL OE DISTRIBUTION  
161 DODECYL BENZENE /OXYETHYLENE/ 20.1 ALCOHOL BRANCHED  
CHAIN, NATURAL OE DISTRIBUTION  
162 DODECYL BENZENE /OXYETHYLENE/ 30.6 ALCOHOL BRANCHED  
CHAIN, NATURAL OE DISTRIBUTION  
141 SODIUM TRIDECYL BENZENE SULFONATE BRANCHED HYDROCARBON  
CHAIN  
142 SODIUM PENTADECYL BENZENE SULFONATE BRANCHED  
HYDROCARBON CHAIN

ALKYL-ARYL — PRESENCE OF BRANCHING UNCERTAIN

682 SODIUM DIBUTYL NAPHTHALENE SULFONATE /NEKAL/  
11 SODIUM ALPHA SULFO PHENYL STEARIC ACID  
8 DISODIUM ALPHA SULFOPHENYLSTEARATE

3C. UNSATURATED AND SUBSTITUTED

UNSATURATED HYDROCARBON

562 SODIUM DODECENYL SULFATE  
263 SODIUM OLEATE /CIS-9-OCTADECENOATE/  
305 POTASSIUM OLEATE/ CIS-9-OCTADECENOATE/  
285 HEXANOLAMINE-CH<sub>3</sub>CH/OH/CH<sub>2</sub>C/CH<sub>3</sub>/2NH<sub>2</sub>-OLEATE  
61 SODIUM OLEYL/CIS 9 OCTADECENOYL/ SULFATE  
547 SODIUM OLEYL MONO-OXYETHYLENE SULFATE  
548 SODIUM OLEYL DI-OXYETHYLENE SULFATE  
549 SODIUM OLEYL TRI-OXYETHYLENE SULFATE  
437 OLEYL/CIS-9-OCTADECENOYL/ /OXYETHYLENE/12 ALCOHOL  
NATURAL DISTRIBUTION OF HEAD GROUPS  
438 OLEYL/CIS-9-OCTADECENOYL/ /OXYETHYLENE/16 ALCOHOL  
NATURAL DISTRIBUTION OF HEAD GROUPS  
439 OLEYL/CIS-9-OCTADECENOYL/ /OXYETHYLENE/20 ALCOHOL  
NATURAL DISTRIBUTION OF HEAD GROUP  
264 SODIUM ELAIDATE /TRANS-9-OCTADECENOATE/  
629 POTASSIUM ELAIDATE/TRANS-9-OCTADECENOATE/  
283 HEXANOLAMINE-CH<sub>3</sub>CH/OH/CH<sub>2</sub>C/CH<sub>3</sub>/2NH<sub>2</sub>-ELAIDATE  
62 SODIUM ELAIDYL/TRANS 9 OCTADECENOYL/SULFATE

OXYGEN

451 PARA DI-ISOBUTYLPHENOXYETHOXYETHYL DIMETHYLBENZYL  
AMMONIUM CHLORIDE/HYAMINE 1622/  
238 SODIUM DODECANE 1-HYDROXY 2-SULFONATE  
247 DODECANE 1-HYDROXY 2-SULFONIC ACID  
370 DODECYL 3-4-METHYLENEDIPOXYBENZYL DIMETHYLAMMONIUM  
CHLORIDE  
371 DODECYL 3-4-DIMETHOXYBENZYL DIMETHYLAMMONIUM CHLORIDE  
248 TETRADECANE 1-HYDROXY 2-SULFONIC ACID  
239 SODIUM TETRADECANE 1-HYDROXY 2-SULFONATE  
249 HEXADECANE 1-HYDROXY 2-SULFONIC ACID  
240 SODIUM HEXADECANE 1-HYDROXY 2-SULFONATE  
255 POTASSIUM 9,10 DIHYDROXY STEARATE  
630 POTASSIUM RICINOLEATE/12 HYDROXY OLEATE/  
631 POTASSIUM RICINELAIDATE/12 HYDROXY ELAIDATE/  
14 DISODIUM 9,10 DIHYDROXY ALPHA SULFOSTEARATE  
250 OCTADECANE 1-HYDROXY 2-SULFONIC ACID  
241 SODIUM OCTADECANE 1-HYDROXY 2-SULFONATE

NITROBENZYL

359 OCTYL 4-NITROBENZYL DIMETHYLAMMONIUM CHLORIDE  
360 DECYL 4-NITROBENZYL DIMETHYLAMMONIUM CHLORIDE  
361 DODECYL 4-NITROBENZYL DIMETHYL AMMONIUM CHLORIDE

368 DODECYL 2-HYDROXY-5-NITROBENZYL DIMETHYLAMMONIUM  
CHLORIDE  
362 TETRADECYL 4-NITROBENZYL DIMETHYLAMMONIUM CHLORIDE  
363 HEXADECYL 4-NITROBENZYL DIMETHYLAMMONIUM CHLORIDE  
364 OCTADECYL 4-NITROBENZYL DIMETHYLAMMONIUM CHLORIDE

HALOGEN

428 PERFLUORO ACETIC ACID  
429 PERFLUORO PROPIONIC ACID  
430 PERFLUORO BUTYRIC ACID  
706 PERFLUORO PROPYLAMINE  
416 PERFLUORO HEXANOIC ACID  
701 POTASSIUM PERFLUROHEXANOATE  
417 PERFLUORO OCTANOIC ACID  
702 POTASSIUM PERFLURODECANOATE  
452 3-4-DICHLOROPERFLUROO BUTYRIC/KEL-F/ACID  
453 3-5-6-TRICHLOROPERFLUROO HEXANOIC/KEL-F/ACID  
454 3-5-7-8-TETRACHLOROPERFLUROO OCTANOIC/KEL-F/ACID  
374 DODECAFLUROOHEPTANOIC ACID H/CF<sub>2</sub>/6COOH  
355 AMMONIUM DODECAFLUROOHEPTANOATE H/CF<sub>2</sub>/6COONH<sub>4</sub>  
375 HEXADECFLURONONANOIC ACID H/CF<sub>2</sub>/8COOH  
372 AMMONIUM HEXADECFLURONONANOATE H/CF<sub>2</sub>/8 COO NH<sub>4</sub>  
373 AMMONIUM EICOSAFLUROUNDECANOATE H/CF<sub>2</sub>/10 COO NH<sub>4</sub>  
348 NN-DIMETHYL 1-1-DIHYDROPENTADECFLUROO OCTYL AMINE N-  
OXIDE /C7F15CH<sub>2</sub>N/CH<sub>3</sub>/20/  
365 DODECYL 2-CHLOROBENZYL DIMETHYLAMMONIUM CHLORIDE  
367 DODECYL 4-CHLOROBENZYL DIMETHYLAMMONIUM CHLORIDE  
366 DODECYL 2-4-DICHLOROBENZYL DIMETHYLAMMONIUM CHLORIDE  
369 DODECYL 3-4-DICHLOROBENZYL DIMETHYLAMMONIUM CHLORIDE  
406 DODECYL DIMETHYL META-TRIFLUOROMETHYLBENZYL AMMONIUM  
CHLORIDE CF<sub>3</sub>CF<sub>2</sub>CH<sub>2</sub>CH<sub>2</sub>/N/CH<sub>3</sub>/2/C12H<sub>25</sub>  
12 SODIUM 9,10 DICHLORO ALPHA SULFOSTEARIC ACID  
13 DISODIUM 9,10 DICHLORO ALPHA SULFOSTEARATE  
63 SODIUM 9 10 DICHLORO OCTADECYL SULFATE

3D. HETEROCYCLIC

100 OCTYL PYRIDINIUM BROMIDE  
458 DECYL PYRIDINIUM IODIDE  
101 UNDECYL PYRIDINIUM BROMIDE  
278 DODECYL PYRIDINIUM CHLORIDE  
290 DODECYL PYRIDINIUM BROMIDE  
376 DODECYL PYRIDINIUM IODIDE  
102 TETRADECYL PYRIDINIUM BROMIDE  
479 TETRADECYL PYRIDINIUM IODIDE  
274 HEXADECYL PYRIDINIUM CHLORIDE  
427 HEXADECYL PYRIDINIUM BROMIDE  
480 HEXADECYL PYRIDINIUM IODIDE  
660 HEXADECYL PYRIDINIUM IODATE  
655 OCTADECYL PYRIDINIUM CHLORIDE  
657 OCTADECYL PYRIDINIUM BROMIDE  
481 OCTADECYL PYRIDINIUM IODIDE  
656 OCTADECYL PYRIDINIUM NITRATE  
661 OCTADECYL PYRIDINIUM IODATE  
693 N-CETYL 2-METHYL PYRIDINIUM CHLORIDE  
696 N-CETYL 2-METHYL PYRIDINIUM IODIDE  
694 N-CETYL 3-METHYL PYRIDINIUM CHLORIDE  
697 N-CETYL-3-METHYL PYRIDINIUM IODIDE  
695 N-CETYL 4-METHYL PYRIDINIUM CHLORIDE  
698 N-CETYL-4-METHYL PYRIDINIUM IODIDE  
304 CATOL 607 (N-/LAURYL-COLAMINO-FORMYL-METHYL/ -  
PYRIDINIUM CHLORIDE)  
560 EMULSOL 607L (N-(2-KETO-2-(2-LAUROYLOXYETHYL AMINO))  
ETHYL) PYRIDINIUM CHLORIDE  
717 DODECYLQUINOLINIUM BROMIDE  
491 DODECYL TROPYLIUM BISULFATE  
528 DODECYL TROPYLIUM PERCHLORATE  
460 DODECYL TROPYLIUM MONOPHOSPHATE

## Structural Indexes of Compounds with Keys to Compound Numbers—Continued

### PART 4. Polyoxyethylenes grouped by distribution of heads arranged by number of carbon atoms in longest hydrophobic tail and by heads.

#### 4A. POLYOXYETHYLENES — HOMOGENEOUS HEAD GROUPS

##### OE 1

- 461 BUTYL/OXYETHYLENE/1 ALCOHOL—BUTYL GLYCOL ETHER  
HOMOGENEOUS HEAD GROUP
- 423 OCTYL/OXYETHYLENE/1 ALCOHOL—OCTYL GLYCOL ETHER  
HOMOGENEOUS HEAD GROUP
- 207 P-T-OCTYL BENZENE /OXYETHYLENE/1 ALCOHOL HOMOGENOUS  
HEAD GROUP
- 208 P-T-OCTYL BENZENE /OXYETHYLENE/2 ALCOHOL HOMOGENOUS  
HEAD GROUP
- 103 HEXYL /OXYETHYLENE/ 3 ALCOHOL HOMOGENOUS HEAD GROUP
- 104 OCTYL /OXYETHYLENE/ 3 ALCOHOL HOMOGENOUS HEAD GROUP
- 209 P-T-OCTYL BENZENE /OXYETHYLENE/3 ALCOHOL HOMOGENOUS  
HEAD GROUP
- 107 DECYL /OXYETHYLENE/ 3 ALCOHOL HOMOGENOUS HEAD GROUP

##### OE 4

- 380 HEXYL/OXYETHYLENE/4 ALCOHOL HOMOGENEOUS HEAD GROUP
- 210 P-T-OCTYL BENZENE /OXYETHYLENE/4 ALCOHOL HOMOGENOUS  
HEAD GROUP
- 379 DECYL/OXYETHYLENE/4 ALCOHOL HOMOGENEOUS HEAD GROUP
- 381 HEXYL/OXYETHYLENE/5 ALCOHOL HOMOGENEOUS HEAD GROUP
- 211 P-T-OCTYL BENZENE /OXYETHYLENE/5 ALCOHOL HOMOGENOUS  
HEAD GROUP
- 378 DECYL/OXYETHYLENE/5 ALCOHOL HOMOGENEOUS HEAD GROUP
- 377 DODECYL/OXYETHYLENE/ 5 ALCOHOL HOMOGENEOUS HEAD GROUP

##### OE 6

- 393 BUTYL/OXYETHYLENE/6 ALCOHOL HOMOGENEOUS HEAD GROUP
- 394 1-METHYL PROPYL/OXYETHYLENE/6 ALCOHOL HOMOGENEOUS HEAD  
GROUP
- 294 HEXYL/OXYETHYLENE/6 ALCOHOL HOMOGENOUS HEAD GROUP
- 395 2-ETHYL BUTYL/OXYETHYLENE/6 ALCOHOL HOMOGENEOUS HEAD  
GROUP
- 105 OCTYL /OXYETHYLENE/ 6 ALCOHOL HOMOGENOUS HEAD GROUP
- 396 2-PROPYL PENTYL/OXYETHYLENE/6 ALCOHOL HOMOGENEOUS HEAD  
GROUP
- 212 P-T-OCTYL BENZENE /OXYETHYLENE/6 ALCOHOL HOMOGENOUS  
HEAD GROUP
- 108 DECYL /OXYETHYLENE/ 6 ALCOHOL HOMOGENOUS HEAD GROUP
- 397 2-BUTYL HEXYL/OXYETHYLENE/6 ALCOHOL HOMOGENEOUS HEAD  
GROUP
- 110 DODECYL /OXYETHYLENE/ 6 ALCOHOL HOMOGENOUS HEAD GROUP
- 289 TETRADECYL/OXYETHYLENE/6 ALCOHOL HOMOGENOUS HEAD GROUP
- 282 HEXADECYL /OXYETHYLENE/ 6 ALCOHOL HOMOGENOUS HEAD  
GROUP

##### OE 7

- 213 P-T-OCTYL BENZENE /OXYETHYLENE/7 ALCOHOL HOMOGENOUS  
HEAD GROUP
- 488 DODECYL/OXYETHYLENE/7 ALCOHOL HOMOGENEOUS HEAD GROUP
- 330 HEXADECYL/OXYETHYLENE/7 ALCOHOL HOMOGENEOUS HEAD GROUP
- 214 P-T-OCTYL BENZENE /OXYETHYLENE/8 ALCOHOL HOMOGENOUS  
HEAD GROUP
- 106 OCTYL /OXYETHYLENE/ 9 ALCOHOL HOMOGENOUS HEAD GROUP
- 215 P-T-OCTYL BENZENE /OXYETHYLENE/9 ALCOHOL HOMOGENOUS  
HEAD GROUP
- 109 DECYL /OXYETHYLENE/ 9 ALCOHOL HOMOGENOUS HEAD GROUP
- 398 2-BUTYL HEXYL/OXYETHYLENE/9 ALCOHOL HOMOGENEOUS HEAD  
GROUP
- 331 HEXADECYL/OXYETHYLENE/9 ALCOHOL HOMOGENEOUS HEAD GROUP
- 489 DODECYL/OXYETHYLENE/9 ALCOHOL HOMOGENEOUS HEAD GROUP

##### OE 10

- 216 P-T-OCTYL BENZENE /OXYETHYLENE/10 ALCOHOL HOMOGENOUS  
HEAD GROUP
- 490 DODECYL/OXYETHYLENE/12 ALCOHOL HOMOGENEOUS HEAD GROUP
- 332 HEXADECYL/OXYETHYLENE/12 ALCOHOL HOMOGENEOUS HEAD  
GROUP
- 333 HEXADECYL/OXYETHYLENE/15 ALCOHOL HOMOGENEOUS HEAD  
GROUP
- 334 HEXADECYL/OXYETHYLENE/21 ALCOHOL HOMOGENEOUS HEAD  
GROUP

#### 4B. POLYOXYETHYLENES — REDUCED POLYDISPERSITY OF HEAD GROUPS

##### OE 4

- 325 DODECYL/OXYETHYLENE/4 ALCOHOL REDUCED POLYDISPERSITY  
OF HEAD GROUPS
- 312 TRIDECYL/OXYETHYLENE/5 ALCOHOL BRANCHED CHAIN, REDUCED  
OE DISTRIBUTION
- 583 METHYL /OXYETHYLENE/ 6.0 DODECANOATE REDUCED  
POLYDISPERSITY OF HEAD GROUPS
- 586 METHYL /OXYETHYLENE/ 7.6 OCTANOATE REDUCED  
POLYDISPERSITY OF HEAD GROUPS
- 580 METHYL /OXYETHYLENE/ 7.0 DECANOATE REDUCED  
POLYDISPERSITY OF HEAD GROUPS
- 115 DODECYL /OXYETHYLENE/7 ALCOHOL REDUCED POLYDISPERSION  
OF HEAD GROUPS
- 201 DECYL /OXYETHYLENE/8 OXYMETHYL REDUCED POLYDISPERSION  
OF HEAD GROUPS
- 584 METHYL /OXYETHYLENE/ 8.4 DODECANOATE REDUCED  
POLYDISPERSITY OF HEAD GROUPS
- 313 TRIDECYL/OXYETHYLENE/9.5 ALCOHOL BRANCHED CHAIN,  
REDUCED OE DISTRIBUTION

##### OE 10

- 317 T-OCTYL BENZENE/OXYETHYLENE/10 ALCOHOL REDUCED  
POLYDISPERSITY OF HEAD GROUPS
- 320 NONYL BENZENE/OXYETHYLENE/10 ALCOHOL BRANCHED CHAIN,  
REDUCED OE DISTRIBUTION
- 581 METHYL /OXYETHYLENE/ 10.3 DECANOATE REDUCED  
POLYDISPERSITY OF HEAD GROUPS
- 202 DECYL /OXYETHYLENE/11 OXYMETHYL REDUCED POLYDISPERSION  
OF HEAD GROUPS
- 585 METHYL /OXYETHYLENE/ 11.2 DODECANOATE REDUCED  
POLYDISPERSITY OF HEAD GROUPS
- 578 METHYL /OXYETHYLENE/ 11.9 DECANOATE REDUCED  
POLYDISPERSITY OF HEAD GROUPS
- 204 DECYL /OXYETHYLENE/12 OXYMETHYL REDUCED POLYDISPERSION  
OF HEAD GROUPS
- 205 DODECYL /OXYETHYLENE/12 OXYMETHYL REDUCED  
POLYDISPERSION OF HEAD GROUPS
- 579 METHYL /OXYETHYLENE/ 12.5 DODECANOATE REDUCED  
POLYDISPERSITY OF HEAD GROUPS

##### OE 14

- 326 DODECYL/OXYETHYLENE/14 ALCOHOL REDUCED POLYDISPERSITY  
OF HEAD GROUPS
- 328 OCTADECYL/OXYETHYLENE/14 ALCOHOL REDUCED  
POLYDISPERSITY OF HEAD GROUPS
- 314 TRIDECYL/OXYETHYLENE/14 ALCOHOL BRANCHED CHAIN,  
REDUCED OE DISTRIBUTION
- 321 NONYL BENZENE/OXYETHYLENE/15 ALCOHOL BRANCHED CHAIN,  
REDUCED OE DISTRIBUTION
- 716 DODECYL /OXYETHYLENE/16 ALCOHOL REDUCED POLYDISPERSITY  
OF HEAD GROUPS
- 535 HEXADECYL/OXYETHYLENE/18 ALCOHOL

##### OE 20

- 318 T-OCTYL BENZENE/OXYETHYLENE/20 ALCOHOL REDUCED  
POLYDISPERSITY OF HEAD GROUPS
- 322 NONYL BENZENE/OXYETHYLENE/20 ALCOHOL BRANCHED CHAIN,  
REDUCED OE DISTRIBUTION
- 327 DODECYL/OXYETHYLENE/23 ALCOHOL REDUCED POLYDISPERSITY  
OF HEAD GROUPS
- 315 TRIDECYL/OXYETHYLENE/20 ALCOHOL BRANCHED CHAIN,  
REDUCED OE DISTRIBUTION
- 319 T-OCTYL BENZENE/OXYETHYLENE/30 ALCOHOL REDUCED  
POLYDISPERSITY OF HEAD GROUPS
- 323 NONYL BENZENE/OXYETHYLENE/30 ALCOHOL BRANCHED CHAIN,  
REDUCED OE DISTRIBUTION
- 721 NONYL BENZENE /OXYETHYLENE/30 ALCOHOL BRANCHED CHAIN  
DIALYSED
- 116 DODECYL /OXYETHYLENE/30 ALCOHOL REDUCED POLYDISPERSION  
OF HEAD GROUPS



PART 4. *Polyoxyethylenes grouped by distribution of heads arranged by number of carbon atoms in longest hydrophobic tail and by heads* — Continued

- 316 TRIDECYL/OXYETHYLENE/30 ALCOHOL BRANCHED CHAIN,  
REDUCED OE DISTRIBUTION
- 117 HEXADECYL /OXYETHYLENE/30 ALCOHOL REDUCED  
POLYDISPERSION OF HEAD GROUPS
- 324 NONYL BENZENE/OXYETHYLENE/50 ALCOHOL BRANCHED CHAIN,  
REDUCED OE DISTRIBUTION
- 329 OCTADECYL/OXYETHYLENE/100 ALCOHOL REDUCED  
POLYDISPERSITY OF HEAD GROUPS
- 4C. POLYOXYETHYLENES — NATURAL DISTRIBUTION OF  
HEAD GROUPS
- OE 1
- 217 P-T-OCTYL BENZENE /OXYETHYLENE/1 ALCOHOL NATURAL  
DISTRIBUTION OF HEAD GROUPS
- 218 P-T-OCTYL BENZENE /OXYETHYLENE/2 ALCOHOL NATURAL  
DISTRIBUTION OF HEAD GROUPS
- 219 P-T-OCTYL BENZENE /OXYETHYLENE/3 ALCOHOL NATURAL  
DISTRIBUTION OF HEAD GROUPS
- 220 P-T-OCTYL BENZENE /OXYETHYLENE/4 ALCOHOL NATURAL  
DISTRIBUTION OF HEAD GROUPS
- 515 ISO-OCTYL/OXYETHYLENE/4 ALCOHOL BRANCHED CHAIN,  
NATURAL OE DISTRIBUTION
- 516 NONYL/OXYETHYLENE/4 ALCOHOL BRANCHED CHAIN, NATURAL OE  
DISTRIBUTION
- 519 DECYL/OXO-PROCESS/ /OXYETHYLENE/4 ALCOHOL BRANCHED  
CHAIN, NATURAL OE DISTRIBUTION
- 440 /OXYETHYLENE/4 SORBITAN MONOLAURATE ISOMERS AND  
DISTRIBUTED MULTIPLE OE CHAINS
- OE 5
- 221 P-T-OCTYL BENZENE /OXYETHYLENE/5 ALCOHOL NATURAL  
DISTRIBUTION OF HEAD GROUPS
- 153 NONYL BENZENE /OXYETHYLENE/ 5.0 ALCOHOL BRANCHED  
CHAIN, NATURAL OE DISTRIBUTION
- 143 DECYL /OXYETHYLENE/ 5.0 ALCOHOL BRANCHED CHAIN,  
NATURAL OE DISTRIBUTION
- 158 DODECYL BENZENE /OXYETHYLENE/ 5.0 ALCOHOL BRANCHED  
CHAIN, NATURAL OE DISTRIBUTION
- 148 TRIDECYL /OXYETHYLENE/ 5.2 ALCOHOL BRANCHED CHAIN,  
NATURAL OE DISTRIBUTION
- 674 DIISOBUTYL BENZENE/OXYETHYLENE/6 ALCOHOL (DB) BRANCHED  
CHAIN, NATURAL OE DISTRIBUTION
- 222 P-T-OCTYL BENZENE /OXYETHYLENE/6 ALCOHOL NATURAL  
DISTRIBUTION OF HEAD GROUPS
- 468 DODECYL/OXYETHYLENE/6.2 ALCOHOL NATURAL DISTRIBUTION  
OF HEAD GROUPS
- 518 TRIMETHYLNONYL/OXYETHYLENE/6 ALCOHOL BRANCHED CHAIN,  
NATURAL OE DISTRIBUTION
- 223 P-T-OCTYL BENZENE /OXYETHYLENE/7 ALCOHOL NATURAL  
DISTRIBUTION OF HEAD GROUPS
- 469 DODECYL/OXYETHYLENE/7.6 ALCOHOL NATURAL DISTRIBUTION  
OF HEAD GROUPS
- OE 8
- 335 OCTYL BENZENE/OXYETHYLENE/8.5 ALCOHOL BRANCHED CHAIN,  
NATURAL OE DISTRIBUTION
- 224 P-T-OCTYL BENZENE /OXYETHYLENE/8 ALCOHOL NATURAL  
DISTRIBUTION OF HEAD GROUPS
- 520 \*UNDECYL/OXYETHYLENE/8 ALCOHOL NATURAL DISTRIBUTION OF  
HEAD GROUPS
- 441 /OXYETHYLENE/8 SORBITAN MONOLAURATE ISOMERS AND  
DISTRIBUTED MULTIPLE OE CHAINS
- 163 DODECYL /OXYETHYLENE/ 8 ALCOHOL NATURAL DISTRIBUTION  
OF HEAD GROUPS
- 431 TRIDECYL/OXO-PROCESS/ /OXYETHYLENE/8.5 ALCOHOL  
BRANCHED CHAIN, NATURAL OE DISTRIBUTION
- 206 TRITON X-100(P-T-OCTYL BENZENE/OXYETHYLENE/9 NATURAL  
DISTRIBUTION OF HEAD GROUPS
- 225 P-T-OCTYL BENZENE /OXYETHYLENE/9 ALCOHOL NATURAL  
DISTRIBUTION OF HEAD GROUPS
- 336 NONYL BENZENE/OXYETHYLENE/9.5 ALCOHOL BRANCHED CHAIN,  
NATURAL OE DISTRIBUTION
- 154 NONYL BENZENE /OXYETHYLENE/ 9.8 ALCOHOL BRANCHED  
CHAIN, NATURAL OE DISTRIBUTION
- 276 NONAETHYLENE GLYCOL MONODODECANOATE NATURAL  
DISTRIBUTION OF HEAD GROUPS
- 465 TRIDECYL/OXYETHYLENE/9 ALCOHOL NATURAL DISTRIBUTION OF  
HEAD GROUPS
- 466 TRIDECYL/SECONDARY/ /OXYETHYLENE/9 ALCOHOL NATURAL  
DISTRIBUTION OF HEAD GROUPS
- OE 10
- 675 OCTYL BENZENE /OXYETHYLENE/10 ALCOHOL NATURAL  
DISTRIBUTION OF HEAD GROUPS
- 226 P-T-OCTYL BENZENE /OXYETHYLENE/10 ALCOHOL NATURAL  
DISTRIBUTION OF HEAD GROUPS
- 167 NONYL BENZENE /OXYETHYLENE/ 10 ALCOHOL BRANCHED CHAIN,  
NATURAL OE DISTRIBUTION
- 337 NONYL BENZENE/OXYETHYLENE/10.5 ALCOHOL BRANCHED CHAIN,  
NATURAL OE DISTRIBUTION
- 144 DECYL /OXYETHYLENE/ 10.0 ALCOHOL BRANCHED CHAIN,  
NATURAL OE DISTRIBUTION
- 517 DECYL/OXO-PROCESS/ /OXYETHYLENE/10 ALCOHOL BRANCHED  
CHAIN, NATURAL OE DISTRIBUTION
- 442 /OXYETHYLENE/10 SORBITAN MONOLAURATE ISOMERS AND  
DISTRIBUTED MULTIPLE OE CHAINS
- 310 DODECYL/OXYETHYLENE/10 ALCOHOL NATURAL DISTRIBUTION OF  
HEAD GROUPS
- 159 DODECYL BENZENE /OXYETHYLENE/ 10.2 ALCOHOL BRANCHED  
CHAIN, NATURAL OE DISTRIBUTION
- 470 DODECYL/OXYETHYLENE/10.6 ALCOHOL NATURAL DISTRIBUTION  
OF HEAD GROUPS
- 521 TRIDECYL/OXYETHYLENE/10 ALCOHOL BRANCHED CHAIN,  
NATURAL OE DISTRIBUTION
- 432 TRIDECYL/OXO-PROCESS/ /OXYETHYLENE/10 ALCOHOL BRANCHED  
CHAIN, NATURAL OE DISTRIBUTION
- 149 TRIDECYL /OXYETHYLENE/ 10.1 ALCOHOL BRANCHED CHAIN,  
NATURAL OE DISTRIBUTION
- 435 OCTADECYL/OXYETHYLENE/10 ALCOHOL NATURAL DISTRIBUTION  
OF HEAD GROUPS
- OE 11
- 463 NONYL BENZENE/OXYETHYLENE/11 ALCOHOL NATURAL  
DISTRIBUTION OF HEAD GROUPS
- 523 DECYL BENZENE PARA/OXYETHYLENE/11.0 ALCOHOL NATURAL  
DISTRIBUTION OF HEAD GROUPS
- 522 DECYL BENZENE ORTHO/OXYETHYLENE/11.2 ALCOHOL NATURAL  
DISTRIBUTION OF HEAD GROUPS
- 164 DODECYL /OXYETHYLENE/ 12 ALCOHOL NATURAL DISTRIBUTION  
OF HEAD GROUPS
- 467 TRIDECYL/SECONDARY/ /OXYETHYLENE/12 ALCOHOL NATURAL  
DISTRIBUTION OF HEAD GROUPS
- 437 OLEYL/CIS-9-OCTADECENOYL/ /OXYETHYLENE/12 ALCOHOL  
NATURAL DISTRIBUTION OF HEAD GROUPS
- OE 14
- 145 DECYL /OXYETHYLENE/ 14.9 ALCOHOL BRANCHED CHAIN,  
NATURAL OE DISTRIBUTION
- 524 HEXADECYL/OXYETHYLENE/14 ALCOHOL BRANCHED CHAIN,  
NATURAL OE DISTRIBUTION
- 464 NONYL BENZENE/OXYETHYLENE/15 ALCOHOL NATURAL  
DISTRIBUTION OF HEAD GROUPS
- 168 NONYL BENZENE /OXYETHYLENE/ 15 ALCOHOL BRANCHED CHAIN,  
NATURAL OE DISTRIBUTION
- 155 NONYL BENZENE /OXYETHYLENE/ 15.4 ALCOHOL BRANCHED  
CHAIN, NATURAL OE DISTRIBUTION
- 160 DODECYL BENZENE /OXYETHYLENE/ 15.1 ALCOHOL BRANCHED  
CHAIN, NATURAL OE DISTRIBUTION
- 150 TRIDECYL /OXYETHYLENE/ 15.2 ALCOHOL BRANCHED CHAIN,  
NATURAL OE DISTRIBUTION
- 433 TRIDECYL/OXO-PROCESS/ /OXYETHYLENE/15 ALCOHOL BRANCHED  
CHAIN, NATURAL OE DISTRIBUTION
- OE 16
- 227 P-T-OCTYL BENZENE /OXYETHYLENE/16 ALCOHOL NATURAL  
DISTRIBUTION OF HEAD GROUPS
- 582 METHYL /OXYETHYLENE/ 16.0 DECANOATE NATURAL  
DISTRIBUTION OF HEAD GROUPS
- 471 DODECYL/OXYETHYLENE/15.8 ALCOHOL NATURAL DISTRIBUTION  
OF HEAD GROUPS
- 438 OLEYL/CIS-9-OCTADECENOYL/ /OXYETHYLENE/16 ALCOHOL  
NATURAL DISTRIBUTION OF HEAD GROUPS
- 165 DODECYL /OXYETHYLENE/ 18 ALCOHOL NATURAL DISTRIBUTION  
OF HEAD GROUPS
- OE 20
- 151 TRIDECYL /OXYETHYLENE/ 20.0 ALCOHOL BRANCHED CHAIN,  
NATURAL OE DISTRIBUTION
- 436 OCTADECYL/OXYETHYLENE/20 ALCOHOL NATURAL DISTRIBUTION  
OF HEAD GROUPS
- 439 OLEYL/CIS-9-OCTADECENOYL/ /OXYETHYLENE/20 ALCOHOL  
NATURAL DISTRIBUTION OF HEAD GROUP
- 156 NONYL BENZENE /OXYETHYLENE/ 20.0 ALCOHOL BRANCHED  
CHAIN, NATURAL OE DISTRIBUTION

PART 4. *Polyoxyethylenes grouped by distribution of heads arranged by number of carbon atoms in longest hydrophobic tail and by heads—Continued*

146	DECYL /OXYETHYLENE/ 20.0 ALCOHOL BRANCHED CHAIN, NATURAL OE DISTRIBUTION	170	DODECYL /OXYETHYLENE/ 28 ALCOHOL REDUCED DISTRIBUTION OF HEAD GROUPS
443	/OXYETHYLENE/20 SORBITAN MONOLAUROATE ISOMERS AND DISTRIBUTED MULTIPLE OE CHAINS	147	DECYL /OXYETHYLENE/ 29.4 ALCOHOL BRANCHED CHAIN, NATURAL OE DISTRIBUTION
472	DODECYL/OXYETHYLENE/20.4 ALCOHOL NATURAL DISTRIBUTION OF HEAD GROUPS	169	NONYL BENZENE /OXYETHYLENE/ 30 ALCOHOL BRANCHED CHAIN, NATURAL OE DISTRIBUTION
161	DODECYL BENZENE /OXYETHYLENE/ 20.1 ALCOHOL BRANCHED CHAIN, NATURAL OE DISTRIBUTION	157	NONYL BENZENE /OXYETHYLENE/ 30.2 ALCOHOL BRANCHED CHAIN, NATURAL OE DISTRIBUTION
434	TRIDECYL/OXO-PROCESS/ /OXYETHYLENE/22 ALCOHOL BRANCHED CHAIN, NATURAL OE DISTRIBUTION	162	DODECYL BENZENE /OXYETHYLENE/ 30.6 ALCOHOL BRANCHED CHAIN, NATURAL OE DISTRIBUTION
166	DODECYL /OXYETHYLENE/ 23 ALCOHOL NATURAL DISTRIBUTION OF HEAD GROUPS	152	TRIDECYL /OXYETHYLENE/ 30.6 ALCOHOL BRANCHED CHAIN, NATURAL OE DISTRIBUTION
		474	DODECYL/OXYETHYLENE/38.6 ALCOHOL NATURAL DISTRIBUTION OF HEAD GROUPS
OE-25		228	P-T-OCTYL BENZENE /OXYETHYLENE/40 ALCOHOL NATURAL DISTRIBUTION OF HEAD GROUPS
444	/OXYETHYLENE/25 SORBITAN MONOLAUROATE ISOMERS AND DISTRIBUTED MULTIPLE OE CHAINS	475	DODECYL/OXYETHYLENE/67.3 ALCOHOL NATURAL DISTRIBUTION OF HEAD GROUPS
473	DODECYL/OXYETHYLENE/27.1 ALCOHOL NATURAL DISTRIBUTION OF HEAD GROUPS	338	NONYL BENZENE/OXYETHYLENE/100 ALCOHOL BRANCHED CHAIN, NATURAL OE DISTRIBUTION



# Structural Indexes of Compounds with Keys to Compound Numbers — Continued

## PART 5. Ionics grouped by counterion and arranged by number of carbon atoms in longest hydrophobic tail and by heads.

### 5A. ANIONICS BY COUNTERION

#### HYDROGEN

- 428 PERFLUORO ACETIC ACID
- 429 PERFLUORO PROPIONIC ACID
- 43 BUTYRIC ACID
- 452 3-4-DICHLOROPERFLUORO BUTYRIC/KEL-F/ACID
- 430 PERFLUORO BUTYRIC ACID
- 700 HEXANOIC ACID
- 453 3-5-6-TRICHLOROPERFLUORO HEXANOIC/KEL-F/ACID
- 416 PERFLUORO HEXANOIC ACID
- 374 DODECAFLUOROHEPTANOIC ACID H/CF<sub>2</sub>/6COOH
- 529 OCTANOIC ACID
- 417 PERFLUORO OCTANOIC ACID
- 375 HEXADECALUORONONANOIC ACID H/CF<sub>2</sub>/8COOH
- 611 ALPHAPHOSPHONO PELARGONIC ACID
- 530 DECANOIC ACID
- 455 PERFLUORO DECANOIC ACID
- 612 ALPHAPHOSPHONO DECANOIC ACID
- 536 NONYL SULFONIC ACID
- 272 TRI-ISOPROPYL BENZENE SULFONIC ACID
- 531 DODECANOIC ACID
- 602 ALPHA SULFO LAURIC ACID
- 613 ALPHAPHOSPHONO DODECANOIC ACID
- 537 UNDECYL SULFONIC ACID

#### C-12

- 705 DODECYL SULFURIC ACID
- 200 DODECYL SULFONIC ACID
- 247 DODECANE 1-HYDROXY 2-SULFONIC ACID
- 532 TETRADECANOIC ACID
- 614 ALPHAPHOSPHONO TETRADECANOIC ACID
- 189 ALPHA SULFOMYRISTIC ACID
- 242 TRIDECANE 1-SULFONIC ACID
- 243 TETRADECANE 1-SULFONIC ACID
- 248 TETRADECANE 1-HYDROXY 2-SULFONIC ACID
- 533 HEXADECANOIC ACID
- 190 ALPHA SULFOPALMITIC ACID
- 615 ALPHAPHOSPHONO HEXADECANOIC ACID
- 244 PENTADECANE 1-SULFONIC ACID
- 245 HEXADECANE 1-SULFONIC ACID
- 249 HEXADECANE 1-HYDROXY 2-SULFONIC ACID
- 534 OCTADECANOIC ACID
- 191 ALPHA SULFOSTEARIC ACID
- 551 PHENYL SULFOSTEARIC ACID
- 552 TOLYL SULFOSTEARIC ACID
- 553 XYLYL SULFOSTEARIC ACID
- 246 HEPTADECANE 1-SULFONIC ACID
- 232 OCTADECANE 1-SULFONIC ACID
- 250 OCTADECANE 1-HYDROXY 2-SULFONIC ACID

#### SODIUM

- 699 SODIUM BUTYRATE
- 681 SODIUM DIBUTYL BENZENE SULFONATE
- 682 SODIUM DIBUTYL NAPHTHALENE SULFONATE /NEKAL/
- 484 SODIUM PENTANOATE/VALERATE/
- 257 SODIUM DI-N-BUTYL SULFOSUCCINATE
- 261 SODIUM DI-ISOBUTYL SULFOSUCCINATE
- 445 SODIUM PARA-BIS-/N-BUTYL/ BENZENE SULFONATE
- 556 ARESKAP 100 /MONOBUTYL PHENYLPHENOL SODIUM MONOSULFONATE/
- 557 ARESKET 300 /MONOBUTYL BIPHENYL SODIUM MONOSULFONATE/
- 558 ARESKLENE 400 /DIBUTYL PHENYLPHENOL DISODIUMDISULFONATE
- 485 SODIUM HEXANOATE/CAPROATE/
- 258 SODIUM DI-N-AMYL SULFOSUCCINATE
- 343 SODIUM PENTANE SULFONATE

#### C-6

- 486 SODIUM HEPTANOATE
- 259 SODIUM DI-N-HEXYL SULFOSUCCINATE
- 352 SODIUM DI-1-METHYLISOAMYL SULFOSUCCINATE
- 344 SODIUM HEXANE SULFONATE
- 501 SODIUM HEXYL BENZENE SULFONATE

- 446 SODIUM PARA-BIS-/N-HEXYL/ BENZENE SULFONATE
- 476 SODIUM OCTANOATE
- 502 SODIUM HEPTYL BENZENE SULFONATE

#### C-8

- 487 SODIUM NONANOATE
- 260 SODIUM DI-N-OCTYL SULFOSUCCINATE
- 262 SODIUM DI-2-ETHYL-HEXYL SULFOSUCCINATE
- 6 SODIUM ALPHA SULFOPELARGONIC ACID
- 25 SODIUM ETHYL ALPHA SULFOPELARGONATE
- 26 SODIUM AMYL ALPHA SULFOPELARGONATE
- 27 SODIUM HEXYL ALPHA SULFOPELARGONATE
- 28 SODIUM HEPTYL ALPHA SULFOPELARGONATE
- 7 SODIUM OCTYL ALPHA SULFOPELARGONATE
- 31 SODIUM 2 OCTYL ALPHA SULFOPELARGONATE
- 32 SODIUM 2 ETHYLHEXYL ALPHA SULFOPELARGONATE
- 35 SODIUM H/CF<sub>2</sub>CF<sub>2</sub>/3CH<sub>2</sub> ALPHA SULFOPELARGONATE
- 605 SODIUM AMYL ALPHAPHOSPHONO PELARGONATE
- 181 SODIUM OCTYL 1-SULFONATE
- 2 SODIUM OCTYL 1 SULFATE
- 66 SODIUM OCTYL 2 SULFATE
- 49 SODIUM P OCTYL BENZENE SULFONATE
- 503 SODIUM OCTYL BENZENE SULFONATE
- 172 SODIUM 2-N-OCTYL BENZENE SULFONATE
- 510 SODIUM 2-ETHYL-HEXYL BENZENE SULFONATE
- 676 SODIUM 1,1,3,3-TETRAMETHYL BUTYL BENZENE SULFONATE
- 677 SODIUM DI-/1,1,3,3-TETRAMETHYL BUTYL/BENZENESULFONATE
- 447 SODIUM PARA-BIS-/N-OCTYL/ BENZENE SULFONATE

#### C-9

- 299 SODIUM DECANOATE
- 29 SODIUM NONYL ALPHA SULFOPELARGONATE
- 616 MONOSODIUM ALPHAPHOSPHONO DECANOATE
- 606 SODIUM AMYL ALPHAPHOSPHONO CAPRATE
- 136 SODIUM ALPHA DIMETHYL AMINO CAPRATE
- 295 SODIUM NONYL 1-SULFATE
- 493 SODIUM P-NONYL BENZENE SULFONATE
- 504 SODIUM NONYL BENZENE SULFONATE
- 271 SODIUM TRI-ISO-PROPYL BENZENE SULFONATE
- 138 SODIUM NONYL BENZENE SULFONATE BRANCHED HYDROCARBON CHAIN

#### C-10

- 30 SODIUM DECYL ALPHA SULFOPELARGONATE
- 33 SODIUM /OXO/ DECYL ALPHA SULFOPELARGONATE
- 3 SODIUM DECYL 1 SULFATE
- 15 SODIUM DECYL 2 SULFATE
- 182 SODIUM DECYL 1-SULFONATE
- 50 SODIUM P DECYL BENZENE SULFONATE
- 505 SODIUM DECYL BENZENE SULFONATE
- 173 SODIUM 2-N-DECYL BENZENE SULFONATE
- 511 SODIUM 2-PROPYL-HEPTYL BENZENE SULFONATE
- 140 SODIUM DECYL BENZENE SULFONATE BRANCHED HYDROCARBON CHAIN
- 561 SANTOMERSE D /SODIUM DECYLBENZENE SULFONATE/

#### C-11

- 273 SODIUM DODECANOATE
- 527 SODIUM UNDECANE-3-CARBOXYLATE
- 235 SODIUM ALPHA SULFO LAURIC ACID
- 603 SODIUM PROPYL ALPHA SULFO LAURATE
- 607 SODIUM ISOPROPYL ALPHAPHOSPHONO LAURATE
- 620 DISODIUM ALPHAPHOSPHONO DODECANOATE
- 617 MONOSODIUM ALPHAPHOSPHONO DODECANOATE
- 311 SODIUM UNDECYL 1-SULFATE
- 72 SODIUM UNDECYL 3 SULFATE
- 80 SODIUM UNDECYL 6 SULFATE
- 639 SODIUM UNDECYL THIOSULFATE
- 462 SODIUM MONOLAUIN SULFATE
- 418 SODIUM UNDECYL SULFONATE
- 45 SODIUM P 1 METHYL DECYL BENZENE SULFONATE
- 678 SODIUM 1,1-DIMETHYLNONYL BENZENE SULFONATE
- 679 SODIUM 3-BUTYL HEPTYL BENZENE SULFONATE

PART 5. Ionics grouped by counterion and arranged by number of carbon atoms in longest hydrophobic tail and by heads – Continued

C-12

34 SODIUM DODECYL ALPHA SULFOPELARGONATE  
1 SODIUM DODECYL 1 SULFATE  
67 SODIUM DODECYL 2 SULFATE  
562 SODIUM DODECENYL SULFATE  
636 SODIUM DODECYL THIOSULFATE  
541 SODIUM DODECYL MONO-OXYETHYLENE SULFATE  
542 SODIUM DODECYL DIOXYETHYLENE SULFATE  
113 SODIUM DODECYL TRI-OXYETHYLENE SULFATE  
543 SODIUM DODECYL TETRA-OXYETHYLENE SULFATE  
114 SODIUM DODECYL /OXYETHYLENE/17.5 SULFATE  
597 SODIUM DODECYL MONO-OXYPROPYL SULFATE  
179 SODIUM DODECANE 1-SULFONATE  
175 SODIUM DODECANE 2-SULFONATE  
238 SODIUM DODECANE 1-HYDROXY 2-SULFONATE  
51 SODIUM P DODECYL BENZENE SULFONATE  
506 SODIUM DODECYL BENZENE SULFONATE  
171 SODIUM 2-N-DODECYL BENZENE SULFONATE  
301 SODIUM 3-N-DODECYL BENZENE SULFONATE  
302 SODIUM 4-N-DODECYL BENZENE SULFONATE  
514 SODIUM 6-N-DODECYL BENZENE SULFONATE  
512 SODIUM 2-BUTYL-OCTYL BENZENE SULFONATE  
492 SODIUM TETRAPROPYLENE/1-3-5-7-TETRAMETHYL-OCTYL/BENZENE SULFONATE  
680 SODIUM 2-PROPYL-4-METHYL-OCTYL BENZENE SULFONATE  
139 SODIUM DODECYL BENZENE SULFONATE BRANCHED HYDROCARBON CHAIN  
554 SANTOMERSE 3 /SODIUM DODECYL BENZENE SULFONATE/

C-13

298 SODIUM TETRADECANOATE  
236 SODIUM ALPHA SULFO MYRISTIC ACID  
604 SODIUM METHYL ALPHA SULFO MYRISTATE  
233 DISODIUM ALPHA SULFO MYRISTATE  
618 MONOSODIUM ALPHAPHOSPHONO TETRADECANOATE  
608 SODIUM METHYL ALPHAPHOSPHONO MYRISTATE  
621 DISODIUM ALPHAPHOSPHONO TETRADECANOATE  
624 TRISODIUM ALPHAPHOSPHONO TETRADECANOATE  
68 SODIUM TRIDECYL 2 SULFATE  
83 SODIUM TRIDECYL 7 SULFATE  
229 SODIUM TRIDECANE 1-SULFONATE  
46 SODIUM P 1 METHYL DODECYL BENZENE SULFONATE  
141 SODIUM TRIDECYL BENZENE SULFONATE BRANCHED HYDROCARBON CHAIN

C-14

4 SODIUM TETRADECYL 1 SULFATE  
16 SODIUM TETRADECYL 2 SULFATE  
73 SODIUM TETRADECYL 3 SULFATE  
17 SODIUM TETRADECYL 4 SULFATE  
77 SODIUM TETRADECYL 5 SULFATE  
525 SODIUM TETRADECYL 6-SULFATE  
84 SODIUM TETRADECYL 7 SULFATE  
526 SODIUM 2-DI-N-HEXYL ETHYL SULFATE  
544 SODIUM TETRADECYL MONO-OXYETHYLENE SULFATE  
545 SODIUM TETRADECYL DI-OXYETHYLENE SULFATE  
546 SODIUM TETRADECYL TRI-OXYETHYLENE SULFATE  
598 SODIUM TETRADECYL MONO-OXYPROPYL SULFATE  
599 SODIUM TETRADECYL DI-OXYPROPYL SULFATE  
183 SODIUM TETRADECYL 1-SULFONATE  
176 SODIUM TETRADECANE 2-SULFONATE  
239 SODIUM TETRADECANE 1-HYDROXY 2-SULFONATE  
507 SODIUM TETRADECYL BENZENE SULFONATE  
174 SODIUM 2-N-TETRADECYL BENZENE SULFONATE  
513 SODIUM 2-AMYL-NONYL BENZENE SULFONATE

C-15

300 SODIUM HEXADECANOATE  
237 SODIUM ALPHA SULFO PALMITIC ACID  
36 SODIUM METHYL ALPHA SULFOPALMITATE  
192 SODIUM ETHYL ALPHA SULFOPALMITATE  
193 SODIUM PROPYL ALPHA SULFOPALMITATE  
234 DISODIUM ALPHA SULFO PALMITATE  
197 DISODIUM 2 SULFOETHYL ALPHA SULFOPALMITATE  
619 MONOSODIUM ALPHAPHOSPHONO HEXADECANOATE  
609 SODIUM ISOPROPYL ALPHAPHOSPHONO PALMITATE  
622 DISODIUM ALPHAPHOSPHONO HEXADECANOATE  
625 TRISODIUM ALPHAPHOSPHONO HEXADECANOATE  
69 SODIUM PENTADECYL 2 SULFATE  
74 SODIUM PENTADECYL 3 SULFATE  
78 SODIUM PENTADECYL 5 SULFATE  
85 SODIUM PENTADECYL 8 SULFATE  
230 SODIUM PENTADECANE 1-SULFONATE  
47 SODIUM P 1 METHYL TETRADECYL BENZENE SULFONATE

142 SODIUM PENTADECYL BENZENE SULFONATE BRANCHED HYDROCARBON CHAIN

C-16

5 SODIUM HEXADECYL 1 SULFATE  
75 SODIUM HEXADECYL 4 SULFATE  
81 SODIUM HEXADECYL 6 SULFATE  
86 SODIUM HEXADECYL 8 SULFATE  
52 SODIUM HEXADECYL MONO OXYETHYLENE SULFATE  
53 SODIUM HEXADECYL DI OXYETHYLENE SULFATE  
54 SODIUM HEXADECYL TRI OXYETHYLENE SULFATE  
55 SODIUM HEXADECYL TETRA OXYETHYLENE SULFATE  
600 SODIUM HEXADECYL MONO-OXYPROPYL SULFATE  
184 SODIUM HEXADECYL 1-SULFONATE  
177 SODIUM HEXADECANE 2-SULFONATE  
240 SODIUM HEXADECANE 1-HYDROXY 2-SULFONATE  
508 SODIUM HEXADECYL BENZENE SULFONATE

C-17

448 SODIUM OCTADECANOATE /STEARATE/  
263 SODIUM OLEATE /CIS-9-OCTADECENOATE/  
264 SODIUM ELAIDATE /TRANS-9-OCTADECENOATE/  
9 SODIUM ALPHA SULFOSTEARIC ACID  
194 SODIUM METHYL ALPHA SULFOSTEARATE  
195 SODIUM ETHYL ALPHA SULFOSTEARATE  
196 SODIUM PROPYL ALPHA SULFOSTEARATE  
199 SODIUM ISOPROPYL ALPHA SULFOSTEARATE  
10 DISODIUM ALPHA SULFOSTEARATE  
198 DISODIUM 2 SULFOETHYL ALPHA SULFOSTEARATE  
11 SODIUM ALPHA SULFO PHENYL STEARIC ACID  
8 DISODIUM ALPHA SULFOPHENYLSTEARATE  
12 SODIUM 9,10 DICHLORO ALPHA SULFOSTEARIC ACID  
13 DISODIUM 9,10 DICHLORO ALPHA SULFOSTEARATE  
14 DISODIUM 9,10 DIHYDROXY ALPHA SULFOSTEARATE  
610 SODIUM METHYL ALPHAPHOSPHONO STEARATE  
623 DISODIUM ALPHAPHOSPHONO OCTADECANOATE  
626 TRISODIUM ALPHAPHOSPHONO OCTADECANOATE  
70 SODIUM HEPTADECYL 2 SULFATE  
87 SODIUM HEPTADECYL 9 SULFATE  
231 SODIUM HEPTADECANE 1-SULFONATE  
48 SODIUM P 1 METHYL HEXADECYL BENZENE SULFONATE

C-18

64 SODIUM OCTADECYL 1 SULFATE  
71 SODIUM OCTADECYL 2 SULFATE  
76 SODIUM OCTADECYL 4 SULFATE  
82 SODIUM OCTADECYL 6 SULFATE  
61 SODIUM OLEYL/CIS 9 OCTADECENOYL/ SULFATE  
62 SODIUM ELAIDYL/TRANS 9 OCTADECENOYL/SULFATE  
63 SODIUM 9 10 DICHLORO OCTADECYL SULFATE  
56 SODIUM OCTADECYL MONO OXYETHYLENE SULFATE  
547 SODIUM OLEYL MONO-OXYETHYLENE SULFATE  
57 SODIUM OCTADECYL DI OXYETHYLENE SULFATE  
548 SODIUM OLEYL DI-OXYETHYLENE SULFATE  
58 SODIUM OCTADECYL TRI OXYETHYLENE SULFATE  
549 SODIUM OLEYL TRI-OXYETHYLENE SULFATE  
59 SODIUM OCTADECYL TETRA OXYETHYLENE SULFATE  
601 SODIUM OCTADECYL MONO-OXYPROPYL SULFATE  
349 SODIUM OCTADECANE 1-SULFONATE  
178 SODIUM OCTADECANE 2-SULFONATE  
419 SODIUM ALPHA-HEPTYL UNDECYL SULFONATE  
241 SODIUM OCTADECANE 1-HYDROXY 2-SULFONATE  
509 SODIUM OCTADECYL BENZENE SULFONATE  
79 SODIUM NONADECYL 5 SULFATE  
88 SODIUM 1 NONYL DECYL SULFATE  
683 SODIUM EICOSYLBENZENE SULFONATE  
89 SODIUM 1 TETRADECYL PENTADECYL SULFATE

POTASSIUM

188 POTASSIUM HEXANOATE  
701 POTASSIUM PERFLUOROHXANOATE  
296 POTASSIUM HEPTANOATE  
704 POTASSIUM 4-HEXYL RESORCINOLATE  
44 POTASSIUM OCTANOATE  
456 POTASSIUM PERFLUORO OCTANOATE  
350 POTASSIUM NONANOATE  
420 POTASSIUM 1-1-2-OCTANE TRICARBOXYLATE  
90 POTASSIUM DECANOATE  
702 POTASSIUM PERFLUORODECANOATE  
668 DIPOTASSIUM OCTYL MALONATE  
297 POTASSIUM UNDECANOATE  
425 POTASSIUM 1-1-2-DECANE TRICARBOXYLATE  
91 POTASSIUM DODECANOATE  
669 DIPOTASSIUM DECYL MALONATE



**PART 5. Ionics grouped by counterion and arranged by number of carbon atoms in longest hydrophobic tail and by heads — Continued**

**C-12**

351 POTASSIUM TRIDECANOATE  
421 POTASSIUM 1-1-2-DODECANE TRICARBOXYLATE  
632 POTASSIUM N-DODECYL BETA-ALANINATE  
634 POTASSIUM DODECYL SULFATE  
40 POTASSIUM DODECYL 1 SULFONATE  
92 POTASSIUM TETRADECANOATE  
670 DIPOTASSIUM DODECYL MALONATE  
426 POTASSIUM 1-1-2-TETRADECANE TRICARBOXYLATE  
185 POTASSIUM HEXADECANOATE  
671 DIPOTASSIUM TETRADECYL MALONATE  
422 POTASSIUM 1-1-2-HEXADECANE TRICARBOXYLATE  
408 POTASSIUM HEXADECANE 1-SULFONATE  
256 POTASSIUM STEARATE  
305 POTASSIUM OLEATE/ CIS-9-OCTADECENOATE/  
629 POTASSIUM ELAIDATE/TRANS-9-OCTADECENOATE/  
255 POTASSIUM 9,10 DIHYDROXY STEARATE  
630 POTASSIUM RICINOLEATE/12 HYDROXY OLEATE/  
631 POTASSIUM RICINELAIDATE/12 HYDROXY ELAIDATE/  
672 DIPOTASSIUM HEXADECYL MALONATE  
673 DIPOTASSIUM OCTADECYL MALONATE  
494 POTASSIUM DILINOLEATE

**OTHER MONOVALENT METALS**

111 LITHIUM DODECYL 1 SULFATE  
635 LITHIUM DODECYL SULFONATE  
637 LITHIUM TETRADECYL SULFATE  
638 LITHIUM HEXADECYL SULFATE  
627 CESIUM DODECANOATE  
23 SILVER DODECYL 1 SULFATE

**POLYVALENT METALS**

339 MAGNESIUM HEXANE SULFONATE  
340 MAGNESIUM OCTANE SULFONATE  
341 MAGNESIUM DECANE SULFONATE  
568 MAGNESIUM DODECYL SULFATE  
342 MAGNESIUM DODECAN SULFONATE  
24 CALCIUM DODECYL 1 SULFATE  
569 STRONTIUM DODECYL SULFATE  
573 CUPRIC DODECYL SULFATE  
576 CUPRIC TETRADECYL SULFATE  
577 CUPRIC HEXADECYL SULFATE  
572 COBALTOUS DODECYL SULFATE  
574 ZINC DODECYL SULFATE  
571 MANGANESE DODECYL SULFATE  
570 LEAD DODECYL SULFATE  
575 NICKEL DODECYL SULFATE

**AMMONIUM**

355 AMMONIUM DODECAFLUOROHEPTANOATE H/CF<sub>2</sub>/6COONH<sub>4</sub>  
286 AMMONIUM DI-2-ETHYL-HEXYL SULFOSUCCINATE  
372 AMMONIUM HEXADECFLUORONONANOATE H/CF<sub>2</sub>/8 COO NH<sub>4</sub>  
373 AMMONIUM EICOSAFLUOROUNDECANOATE H/CF<sub>2</sub>/10 COO NH<sub>4</sub>  
386 AMMONIUM DODECYL SULFATE  
387 METHYLAMMONIUM DODECYL SULFATE  
388 ETHYLAMMONIUM DODECYL SULFATE  
389 BUTYLAMMONIUM DODECYL SULFATE  
303 DI-ISOPROPYLAMMONIUM CAPRYLATE  
596 TETRAHYDROANACARDOL AMMONIUM MONOSULFONATE  
409 TRIETHANOLAMMONIUM DODECYL SULFATE  
60 TRIETHANOL AMMONIUM HEXADECYL SULFATE  
65 TRIETHANOLAMMONIUM OCTADECYL 1 SULFATE  
284 HEXANOLAMINE-CH<sub>3</sub>CH/OH/CH<sub>2</sub>C/CH<sub>3</sub>/2NH<sub>2</sub>-OCTANOATE  
285 HEXANOLAMINE-CH<sub>3</sub>CH/OH/CH<sub>2</sub>C/CH<sub>3</sub>/2NH<sub>2</sub>-OLEATE  
283 HEXANOLAMINE-CH<sub>3</sub>CH/OH/CH<sub>2</sub>C/CH<sub>3</sub>/2NH<sub>2</sub>-ELAIDATE

**QUATERNARIES**

112 TETRAMETHYL AMMONIUM DODECYL 1 SULFATE  
382 ETHYL TRIMETHYLAMMONIUM DODECYL SULFATE  
383 BUTYL TRIMETHYLAMMONIUM DODECYL SULFATE  
277 BENZYL TRIMETHYL AMMONIUM DODECANOATE  
720 1-6-DITRIMETHYLAMMONIUM-HEXANE/DODECYL SULFATE/2  
718 TETRAETHYLAMMONIUM DODECYL SULFATE  
719 TETRABUTYLAMMONIUM DODECYL SULFATE  
410 MORPHOLINIUM DODECYL SULFATE

**SURFACTANT**

390 HEXYLAMMONIUM DODECYL SULFATE  
391 OCTYLAMMONIUM DODECYL SULFATE  
640 HEXYL TRIMETHYLAMMONIUM HEXANE SULFATE  
644 HEXYL TRIMETHYLAMMONIUM HEXANE SULFONATE  
641 HEXYL TRIMETHYLAMMONIUM OCTANE SULFATE  
384 HEXYL TRIMETHYLAMMONIUM DODECYL SULFATE

347 OCTYL TRIMETHYLAMMONIUM OCTYL SULFATE  
287 OCTYL TRIMETHYLAMMONIUM OCTANE SULFONATE  
642 OCTYL TRIMETHYLAMMONIUM DECANE SULFATE  
353 OCTYL TRIMETHYLAMMONIUM DECANE SULFONATE  
385 OCTYL TRIMETHYLAMMONIUM DODECYL SULFATE  
346 DECYL TRIMETHYLAMMONIUM DECYL SULFATE  
288 DECYL TRIMETHYLAMMONIUM DECANESULFONATE  
280 DECYL TRIMETHYL AMMONIUM DODECYL SULFATE  
643 DODECYL TRIMETHYLAMMONIUM OCTANE SULFATE  
281 DODECYL TRIMETHYLAMMONIUM DODECYL SULFATE

**5B. CATIONICS BY COUNTERIONS**

**HYDROXYL**

706 PERFLUORO PROPYLAMINE  
708 HEXYLAMINE

**CHLORIDE**

707 PERFLUORO PROPYLAMINE HYDROCHLORIDE  
709 HEXYLAMINE HYDROCHLORIDE  
354 HEXYL BENZYL DIMETHYLAMMONIUM CHLORIDE  
392 OCTYLAMMONIUM CHLORIDE  
483 DIOCTYL DIMETHYL AMMONIUM CHLORIDE  
135 OCTYL C BETAINES HYDROCHLORIDE  
451 PARA DI-ISOBUTYLPHENOXYETHOXYETHYL DIMETHYLBENZYL AMMONIUM CHLORIDE/HYAMINE 1622/  
359 OCTYL 4-NITROBENZYL DIMETHYLAMMONIUM CHLORIDE  
137 ALPHA DIMETHYLAMINO CAPRIC ACID HYDROCHLORIDE

**C-10**

37 DECYLAMMONIUM CHLORIDE  
203 DECYL TRIMETHYL AMMONIUM CHLORIDE  
356 DECYL BENZYL DIMETHYLAMMONIUM CHLORIDE  
360 DECYL 4-NITROBENZYL DIMETHYLAMMONIUM CHLORIDE  
304 CATOL 607 (N-/LAURYL-COLAMINO-FORMYL-METHYL/ - PYRIDINIUM CHLORIDE)

**C-12**

38 DODECYL AMMONIUM CHLORIDE  
449 DODECYLMETHYL AMMONIUM CHLORIDE  
450 DODECYLDIMETHYL AMMONIUM CHLORIDE  
41 DODECYL TRIMETHYL AMMONIUM CHLORIDE  
399 DODECYL DIMETHYL ETHYLAMMONIUM CHLORIDE  
345 DIDODECYL DIMETHYLAMMONIUM CHLORIDE  
403 DODECYL DIMETHYLPHENYLAMMONIUM CHLORIDE  
279 DODECYL BENZYL DIMETHYLAMMONIUM CHLORIDE  
404 DODECYL DIMETHYL 2-PHENYLETHYLAMMONIUM CHLORIDE C<sub>6</sub>H<sub>5</sub>CH<sub>2</sub>CH<sub>2</sub>/N/CH<sub>3</sub>/2/C<sub>12</sub>H<sub>25</sub>  
407 DODECYL DIMETHYL 3-PHENYLPROPYLAMMONIUM CHLORIDE C<sub>6</sub>H<sub>5</sub>CH<sub>2</sub>CH<sub>2</sub>/N/CH<sub>3</sub>/2/C<sub>12</sub>H<sub>25</sub>  
370 DODECYL 3-4-METHYLENEDIOXYBENZYL DIMETHYLAMMONIUM CHLORIDE  
371 DODECYL 3-4-DIMETHOXYBENZYL DIMETHYLAMMONIUM CHLORIDE  
361 DODECYL 4-NITROBENZYL DIMETHYL AMMONIUM CHLORIDE  
368 DODECYL 2-HYDROXY-5-NITROBENZYL DIMETHYLAMMONIUM CHLORIDE  
365 DODECYL 2-CHLOROBENZYL DIMETHYLAMMONIUM CHLORIDE  
367 DODECYL 4-CHLOROBENZYL DIMETHYLAMMONIUM CHLORIDE  
366 DODECYL 2-4-DICHLOROBENZYL DIMETHYLAMMONIUM CHLORIDE  
369 DODECYL 3-4-DICHLOROBENZYL DIMETHYLAMMONIUM CHLORIDE  
406 DODECYL DIMETHYL META-TRIFLUOROMETHYLBENZYL AMMONIUM CHLORIDE CF<sub>3</sub>C<sub>6</sub>H<sub>4</sub>CH<sub>2</sub>/N/CH<sub>3</sub>/2/C<sub>12</sub>H<sub>25</sub>  
400 DODECYL METHYL DIETHYLAMMONIUM CHLORIDE  
405 DODECYL METHYLETHYLBENZYLAMMONIUM CHLORIDE  
401 DODECYL TRIETHYLAMMONIUM CHLORIDE  
22 DIMETHYL DODECYL AMINE OXIDE HYDROCHLORIDE  
633 N-DODECYL BETA-ALANINE HYDROCHLORIDE  
124 DODECYL N BETAINES HYDROCHLORIDE  
278 DODECYL PYRIDINIUM CHLORIDE  
528 DODECYL TROPYLIUM PERCHLORATE  
500 DODECYL TRI/2-HYDROXYETHYL/AMMONIUM CHLORIDE

**C-13**

402 TRIDECYL TRIMETHYLAMMONIUM CHLORIDE  
39 TETRADECYL AMMONIUM CHLORIDE  
42 TETRADECYL TRIMETHYL AMMONIUM CHLORIDE  
357 TETRADECYL BENZYL DIMETHYLAMMONIUM CHLORIDE  
362 TETRADECYL 4-NITROBENZYL DIMETHYLAMMONIUM CHLORIDE  
125 TETRADECYL N BETAINES HYDROCHLORIDE

**C-16**

186 HEXADECYL AMMONIUM CHLORIDE

PART 5. Ionics grouped by counterion and arranged by number of carbon atoms in longest hydrophobic tail and by heads — Continued

275 HEXADECYL DIMETHYLBENZYLAMMONIUM CHLORIDE  
 265 HEXADECYL TRIMETHYL AMMONIUM CHLORIDE  
 266 HEXADECYL DIMETHYL 2-HYDROXYETHYL AMMONIUM CHLORIDE  
 269 HEXADECYLDIMETHYL2,3-DIHYDROXYPROPYLAMMONIUM CHLORIDE  
 363 HEXADECYL 4-NITROBENZYL DIMETHYLAMMONIUM CHLORIDE  
 267 HEXADECYL DI-/2-HYDROXYETHYL/METHYL AMMONIUMCHLORIDE  
 268 HEXADECYL TRI-/2-HYDROXYETHYL/ AMMONIUM CHLORIDE  
 274 HEXADECYL PYRIDINIUM CHLORIDE  
 693 N-CETYL 2-METHYL PYRIDINIUM CHLORIDE  
 694 N-CETYL 3-METHYL PYRIDINIUM CHLORIDE  
 695 N-CETYL 4-METHYL PYRIDINIUM CHLORIDE

C-18

187 OCTADECYL AMMONIUM CHLORIDE  
 270 OCTADECYL TRIMETHYLAMMONIUM CHLORIDE  
 358 OCTADECYL BENZYL DIMETHYLAMMONIUM CHLORIDE  
 364 OCTADECYL 4-NITROBENZYL DIMETHYLAMMONIUM CHLORIDE  
 655 OCTADECYL PYRIDINIUM CHLORIDE

BROMIDE

93 OCTYL TRIMETHYL AMMONIUM BROMIDE  
 100 OCTYL PYRIDINIUM BROMIDE  
 94 NONYL TRIMETHYL AMMONIUM BROMIDE  
 95 DECYL TRIMETHYL AMMONIUM BROMIDE  
 96 UNDECYL TRIMETHYL AMMONIUM BROMIDE  
 101 UNDECYL PYRIDINIUM BROMIDE  
 628 DODECYLAMMONIUM BROMIDE  
 97 DODECYL TRIMETHYL AMMONIUM BROMIDE  
 293 DODECYL DIMETHYL AMINE OXIDE HYDROBROMIDE  
 290 DODECYL PYRIDINIUM BROMIDE  
 717 DODECYLQUINOLINIUM BROMIDE

C-14

98 TETRADECYL TRIMETHYL AMMONIUM BROMIDE  
 291 TETRADECYL TRIPROPYLAMMONIUM BROMIDE  
 102 TETRADECYL PYRIDINIUM BROMIDE  
 99 HEXADECYL TRIMETHYLAMMONIUM BROMIDE  
 478 HEXADECYL DIMETHYLETHYLAMMONIUM BROMIDE  
 292 HEXADECYL TRIPROPYLAMMONIUM BROMIDE  
 427 HEXADECYL PYRIDINIUM BROMIDE  
 477 OCTADECYL TRIMETHYLAMMONIUM BROMIDE  
 657 OCTADECYL PYRIDINIUM BROMIDE

IODIDE

458 DECYL PYRIDINIUM IODIDE  
 126 DODECYL TRIMETHYLAMMONIUM IODIDE  
 376 DODECYL PYRIDINIUM IODIDE  
 479 TETRADECYL PYRIDINIUM IODIDE  
 480 HEXADECYL PYRIDINIUM IODIDE  
 696 N-CETYL 2-METHYL PYRIDINIUM IODIDE  
 697 N-CETYL-3-METHYL PYRIDINIUM IODIDE  
 698 N-CETYL-4-METHYL PYRIDINIUM IODIDE  
 481 OCTADECYL PYRIDINIUM IODIDE

FLUORIDE

130 DODECYL TRIMETHYL AMMONIUM FLUORIDE

NITRATE

482 DODECYL AMMONIUM NITRATE  
 131 DODECYL TRIMETHYLAMMONIUM NITRATE  
 654 OCTADECYL TRIMETHYLAMMONIUM NITRATE  
 656 OCTADECYL PYRIDINIUM NITRATE

BROMATE

129 DODECYL TRIMETHYL AMMONIUM BROMATE  
 666 HEXADECYL TRIBUTYLAMMONIUM BROMATE  
 658 OCTADECYL TRIMETHYLAMMONIUM BROMATE  
 662 OCTADECYL TRIETHYLAMMONIUM BROMATE  
 663 OCTADECYL TRIPROPYLAMMONIUM BROMATE  
 664 OCTADECYL TRIBUTYLAMMONIUM BROMATE  
 665 OCTADECYL TRIAMYLAMMONIUM BROMATE

IODATE

127 DODECYL TRIMETHYL AMMONIUM IODATE  
 660 HEXADECYL PYRIDINIUM IODATE  
 661 OCTADECYL PYRIDINIUM IODATE

SULFATE

306 DECYL TRIMETHYLAMMONIUM SULFATE  
 307 DODECYL TRIMETHYLAMMONIUM SULFATE  
 491 DODECYL TROPYLIUM BISULFATE  
 308 TETRADECYL TRIMETHYLAMMONIUM SULFATE  
 309 HEXADECYL TRIMETHYLAMMONIUM SULFATE

PHOSPHATE

460 DODECYL TROPYLIUM MONOPHOSPHATE

CARBOXYLATE

128 DODECYL TRIMETHYL AMMONIUM FORMATE  
 659 OCTADECYL TRIMETHYLAMMONIUM FORMATE  
 415 OCTADECYLAMMONIUM ACETATE  
 411 DECYLAMMONIUM ACETATE  
 412 DODECYLAMMONIUM ACETATE  
 413 TETRADECYLAMMONIUM ACETATE  
 414 HEXADECYLAMMONIUM ACETATE  
 667 OCTADECYL TRIMETHYLAMMONIUM OXALATE

SURFACTANT

391 OCTYLAMMONIUM DODECYL SULFATE  
 347 OCTYL TRIMETHYLAMMONIUM OCTYL SULFATE  
 287 OCTYL TRIMETHYLAMMONIUM OCTANE SULFONATE  
 642 OCTYL TRIMETHYLAMMONIUM DECANE SULFATE  
 353 OCTYL TRIMETHYLAMMONIUM DECANE SULFONATE  
 385 OCTYL TRIMETHYLAMMONIUM DODECYL SULFATE  
 346 DECYL TRIMETHYLAMMONIUM DECYL SULFATE  
 280 DECYL TRIMETHYL AMMONIUM DODECYL SULFATE  
 288 DECYL TRIMETHYLAMMONIUM DECANESULFONATE  
 643 DODECYL TRIMETHYLAMMONIUM OCTANE SULFATE  
 281 DODECYL TRIMETHYLAMMONIUM DODECYL SULFATE



# Structural Indexes of Compounds with Keys to Compound Numbers—Continued

## PART 6. Commercial names and ill defined structures arranged alphabetically.

### 6. COMMERCIAL AND ILL-DEFINED

- |     |   |     |   |
|-----|---|-----|---|
| 556 | ARESKAP 100 /MONOBUTYL PHENYLPHENOL SODIUM MONOSULFONATE/                             | 652 | EMASOL 1130 /ALKYL POLYOXYETHYLENE SORBITAN ESTER/                                |
| 557 | ARESKET 300 /MONOBUTYL BIPHENYL SODIUM MONOSULFONATE/                                 | 653 | EMULGEN 120 /ALKYL POLYOXYETHYLENE ETHER/   |
| 558 | ARESKLENE 400 /DIBUTYL PHENYLPHENOL DISODIUMDISULFONATE                               | 560 | EMULSOL 607L (N-(2-KETO-2-(2,-LAUROYLOXYETHYL AMINO)) ETHYL) PYRIDINIUM CHLORIDE  |
| 566 | AQUAREX D   | 451 | PARA DI-ISOBUTYLPHENOXYETHOXYETHYL DIMETHYLBENZYL AMMONIUM CHLORIDE/HYAMINE 1622/ |
| 559 | CATOL 605 /(N-(2-KETO-2-(2,-LAUROYL OXYETHYLAMINO))ETHYL TRIMETHYLAMMONIUM CHLORIDE/  | 452 | 3-4-DICHLOROPERFLUORO BUTYRIC/KEL-F/ACID  |
| 304 | CATOL 607 (N-/LAURYL-COLAMINO-FORMYL-METHYL/ - PYRIDINIUM CHLORIDE)                   | 453 | 3-5-6-TRICHLOROPERFLUORO HEXANOIC/KEL-F/ACID                                      |
| 459 | ALKYL/15-17/ /OXYETHYLENE/ /19-23/ALCOHOL / CETOMACROGOL 1000/                        | 454 | 3-5-7-8-TETRACHLOROPERFLUORO OCTANOIC/KEL-F/ACID                                  |
| 565 | DAXAD 11  | 550 | LAURIC ACID DIETHANOLAMINE CONDENSATE   |
| 674 | DIISOBUTYL BENZENE/OXYETHYLENE/6 ALCOHOL (DB) BRANCHED CHAIN, NATURAL OE DISTRIBUTION | 564 | NA OSR  |
| 494 | POTASSIUM DILINOLEATE   | 682 | SODIUM DIBUTYL NAPHTHALENE SULFONATE /NEKAL/                                      |
| 651 | EMASOL 1120 /ALKYL POLYOXYETHYLENE SORBITAN ESTER/                                    | 538 | PLURONIC L62  |
|     |   | 539 | RENEX 698   |
|     |   | 561 | SANTOMERSE D /SODIUM DECYLBENZENE SULFONATE/                                      |
|     |   | 554 | SANTOMERSE 3 /SODIUM DODECYL BENZENE SULFONATE/                                   |
|     |   | 567 | SA-178  |
|     |   | 540 | SIPONIC BC  |
|     |   | 555 | TERGITOL TMN  |
|     |   | 563 | ZEPHIRAN /COCONUT DIMETHYLBENZYL AMMONIUM CHLORIDE/                               |

Table of Recommended and Selected Critical Micelle Concentrations

Additives			Temp. °C	CMC	Qual. Mat. Meth.	Method	Authors	Reference	Source	Evaluation
COMPOUND NO = 1 MOL WGT -			288.3	SODIUM DODECYL 1 SULFATE						
			10	8.67 X10-3 M	BA	AVER SP EQUIV COND	FLOC	61007	L	1
			10	8.81 X10-3 W	BA	SPECFC CONDUCTNCE EQUATNS	GODD BENS	57011	L	1
			10.0	8.55 X10-3 M	BA	EQUIV CONDUCTNCE GRAPH	FLOC	57013	L	1
			15	8.51 X10-3 W	BA	SPECFC CONDUCTNCE EQUATNS	GODD BENS	57011	L	1
			15	8.43 X10-3 M	BA	AVER SP EQUIV COND	FLOC	61007	L	1
			20	8.47 X10-3 W	BA	SPECFC CONDUCTNCE EQUATNS	GODD BENS	57011	L	1
			20	8.25 X10-3 M	BA	AVER SP EQUIV COND	FLOC	61007	L	1
			25	2.330X10-1 D	BA	EQUIV CONDUCTNCE GRAPH	WILL MYSE	55005	T	1
				8.081X10-3 M					M	
			25	2.340X10-1 D	BA	FOTOMTR SOLUBLZTN OROT	WILL MYSE	55005	T	1
				8.116X10-3 M					M	
			25	2.36 X10-1 D	BB	DEBYE PLT LIGHT SCATTER	WILL MYSE	55005	T	1
				8.185X10-3 M					M	
			25	8.39 X10-3 W	BA	SPECFC CONDUCTNCE EQUATNS	GODD BENS	57011	L	1
			25	8.1 X10-3 M	BA	EQUIV CONDUCTNCE GRAPH	GODD HIGH	55018	K	1
			25	2.324X10-1 D	BA	FOTOMTR SOLUBLZTN OROT	SCHO	66036	T	1
				8.061X10-3 M					M	
			25	8.3 X10-3 M	BB	SURFACE TNSN LINEAR PLOT	MIUR MATS	57025	TA	1
			25	8.16 X10-3 M	BA	AVER SP EQUIV COND	FLOC	61007	L	1
			25	8.27 X10-3 W	BA	SPECFC CONDUCTNCE GRAPH	HAMA	62036	T	1
			25.0	8.27 X10-3 M	BA	SPECFC CONDUCTNCE EQUATNS	MUKE KAPA	66002	T	1
			25	8.15 X10-3 M	AB	SURFACE TENSION LOG PLOT	ELWO MYSE	66007	T	1
			25	8.2 X10-3 M	AA	SURFACE TNSN LINEAR PLOT	ELWO MYSE	66007	T	1
			25	8.4 X10-3 M	BA	SPECFC CONDUCTNCE GRAPH	ELWO MYSE	66007	T	1
			30	8.44 X10-3 W	BA	SPECFC CONDUCTNCE EQUATNS	GODD BENS	57011	L	1
			30	8.23 X10-3 M	BA	AVER SP EQUIV COND	FLOC	61007	L	1
			35	8.57 X10-3 W	BA	SPECFC CONDUCTNCE EQUATNS	GODD BENS	57011	L	1
			35	8.4 X10-3 M	BA	SPECFC CONDUCTNCE GRAPH	CORK GOOD	62006	T	1
			35	8.39 X10-3 M	BA	AVER SP EQUIV COND	FLOC	61007	L	1
			40	8.88 X10-3 W	BA	SPECFC CONDUCTNCE EQUATNS	GODD BENS	57011	L	1
			40	8.60 X10-3 M	BA	AVER SP EQUIV COND	FLOC	61007	L	1
			45	9.10 X10-3 W	BA	SPECFC CONDUCTNCE EQUATNS	GODD BENS	57011	L	1
			45	8.86 X10-3 M	BA	AVER SP EQUIV COND	FLOC	61007	L	1
			50	9.61 X10-3 W	BA	SPECFC CONDUCTNCE EQUATNS	GODD BENS	57011	L	D
			50	9.18 X10-3 M	BA	AVER SP EQUIV COND	FLOC	61007	L	D
			55	9.95 X10-3 W	BA	SPECFC CONDUCTNCE EQUATNS	GODD BENS	57011	L	1
			55	9.8 X10-3 M	BA	SPECFC CONDUCTNCE GRAPH	CORK GOOD	62006	T	1
			55.0	9.49 X10-3 M	BA	EQUIV CONDUCTNCE GRAPH	FLOC	57013	L	1
			55	9.61 X10-3 M	BA	AVER SP EQUIV COND	FLOC	61007	L	1
			60	1.016X10-2 M	BA	AVER SP EQUIV COND	FLOC	61007	L	2
			65	1.091X10-2 M	BA	AVER SP EQUIV COND	FLOC	61007	L	3
			70	1.14 X10-2 M	BA	SPECFC CONDUCTNCE GRAPH	CORK GOOD	62006	T	3
			35	5.0 X10-3 M	BA	SPECFC CONDUCTNCE GRAPH	CORK GOOD	62006	T	3
1.	E-2 M	AG NO3	15	6.73 X10-3 M	BB	EQUIV CONDUCTNCE GRAPH	SHIR MATU	65020	L	3
5.	E 0 H	DIOXANE	15	7.31 X10-3 M	BB	EQUIV CONDUCTNCE GRAPH	SHIR MATU	65020	L	3
1.0	E 1 H	DIOXANE	15	9.03 X10-3 M	BB	EQUIV CONDUCTNCE GRAPH	SHIR MATU	65020	L	3
1.5	E 1 H	DIOXANE	15	1.38 X10-2 M	BB	EQUIV CONDUCTNCE GRAPH	SHIR MATU	65020	L	3
2.0	E 1 H	DIOXANE	15	2.10 X10-2 M	BB	EQUIV CONDUCTNCE GRAPH	SHIR MATU	65020	L	3
2.5	E 1 H	DIOXANE	25	8.01 X10-3 M	BB	EQUIV CONDUCTNCE GRAPH	SHIR MATU	65020	L	3
2.	E 0 H	DIOXANE	25	8.06 X10-3 M	BB	EQUIV CONDUCTNCE GRAPH	SHIR MATU	65020	L	3
3.	E 0 H	DIOXANE	25	7.7 X10-3 M	BB	EQUIV CONDUCTNCE GRAPH	SHIR MATU	65020	L	3
5.	E 0 H	DIOXANE	25	8.5 X10-3 M	BB	EQUIV CONDUCTNCE GRAPH	SHIR MATU	65020	L	3
7.	E 0 H	DIOXANE	25	9.0 X10-3 M	BB	EQUIV CONDUCTNCE GRAPH	SHIR MATU	65020	L	3
1.0	E 1 H	DIOXANE	25	1.31 X10-2 M	BB	EQUIV CONDUCTNCE GRAPH	SHIR MATU	65020	L	3
1.5	E 1 H	DIOXANE	25	2.12 X10-2 M	BB	EQUIV CONDUCTNCE GRAPH	SHIR MATU	65020	L	3
2.0	E 1 H	DIOXANE	25	3.0 X10-2 M	BB	EQUIV CONDUCTNCE GRAPH	SHIR MATU	65020	L	3
2.5	E 1 H	DIOXANE	35	8.74 X10-3 M	BB	EQUIV CONDUCTNCE GRAPH	SHIR MATU	65020	L	3
5.	E 0 H	DIOXANE	35	1.05 X10-2 M	BB	EQUIV CONDUCTNCE GRAPH	SHIR MATU	65020	L	3
1.0	E 1 H	DIOXANE	35	1.90 X10-2 M	BB	EQUIV CONDUCTNCE GRAPH	SHIR MATU	65020	L	3
1.5	E 1 H	DIOXANE	25.0	8.05 X10-3 M	BA	SPECFC CONDUCTNCE EQUATNS	MUKE KAPA	66002	T	2
1.00	E 2 A	DEUTERIUM OXIDE	5	5.51 X10-3 M	BA	EQUIV CONDUCTNCE GRAPH	FLOC	57013	L	3
9.27	E 0 P	ETHANOL	10.0	7.33 X10-3 M	BA	EQUIV CONDUCTNCE GRAPH	FLOC	57013	L	3
3.	E 0 P	ETHANOL	10.0	6.63 X10-3 M	BA	EQUIV CONDUCTNCE GRAPH	FLOC	57013	L	3
5.	E 0 P	ETHANOL	10.0	6.33 X10-3 M	BA	EQUIV CONDUCTNCE GRAPH	FLOC	57013	L	3
6.	E 0 P	ETHANOL	10.0	5.55 X10-3 M	BA	EQUIV CONDUCTNCE GRAPH	FLOC	57013	L	3
9.	E 0 P	ETHANOL	10	5.50 X10-3 M	BA	EQUIV CONDUCTNCE GRAPH	FLOC	57013	L	3
9.27	E 0 P	ETHANOL	15	5.54 X10-3 M	BA	EQUIV CONDUCTNCE GRAPH	FLOC	57013	L	3
9.27	E 0 P	ETHANOL	20	5.67 X10-3 M	BA	EQUIV CONDUCTNCE GRAPH	FLOC	57013	L	3
9.91	E 0 H	ETHANOL	20	5.65 X10-3 M	CB	EQUIV CONDUCTNCE GRAPH	WARD	40004	P	3
2.002E	1 H	ETHANOL	20	8.5 X10-3 M	CB	EQUIV CONDUCTNCE GRAPH	WARD	40004	P	3
9.27	E 0 P	ETHANOL	25	5.96 X10-3 M	BA	EQUIV CONDUCTNCE GRAPH	FLOC	57013	L	3
2.498E	1 P	ETHANOL	25	1.067X10-2 M	BB	EQUIV CONDUCTNCE GRAPH	FLOC	57013	L	3
9.27	E 0 P	ETHANOL	30	6.33 X10-3 M	BA	EQUIV CONDUCTNCE GRAPH	FLOC	57013	L	3
2.498E	1 P	ETHANOL	30	1.146X10-2 M	BB	EQUIV CONDUCTNCE GRAPH	FLOC	57013	L	3
9.27	E 0 P	ETHANOL	35	6.72 X10-3 M	BA	EQUIV CONDUCTNCE GRAPH	FLOC	57013	L	3

Concentration units: A—mol %; B—vol % solvent; C—mol % surfactant mixture; D—wt/vol %; E—% saturation; H—wt % solvent; I—mol % surfactant; K—normality

counterions; M—molar; N—normal; P—wt %; Q—wt % surfactant; R—varied; S—mol/kg; T—wt % surfactant mixture; U—mol/(l or kg); W—molar; Y—atm. Details on page 222.



Table of Recommended and Selected Critical Micelle Concentrations—Continued

	Additives	Temp. °C	CMC	Qual. Mat. Meth.	Method	Authors	Reference	Source	Evaluation
2.498E 1 P	ETHANOL	35	1.310X10 <sup>-2</sup> M	BB	EQUIV CONDUCTNCE GRAPH	FLOC	57013	L	3
9.27 E 0 P	ETHANOL	40	7.19 X10 <sup>-3</sup> M	BA	EQUIV CONDUCTNCE GRAPH	FLOC	57013	L	3
2.498E 1 P	ETHANOL	40	1.496X10 <sup>-2</sup> M	BB	EQUIV CONDUCTNCE GRAPH	FLOC	57013	L	3
9.27 E 0 P	ETHANOL	45	7.72 X10 <sup>-3</sup> M	BA	EQUIV CONDUCTNCE GRAPH	FLOC	57013	L	3
2.498E 1 P	ETHANOL	45	1.656X10 <sup>-2</sup> M	BB	EQUIV CONDUCTNCE GRAPH	FLOC	57013	L	3
9.27 E 0 P	ETHANOL	50	8.30 X10 <sup>-3</sup> M	BA	EQUIV CONDUCTNCE GRAPH	FLOC	57013	L	3
2.498E 1 P	ETHANOL	50	1.831X10 <sup>-2</sup> M	BB	EQUIV CONDUCTNCE GRAPH	FLOC	57013	L	3
3. E 0 P	ETHANOL	55.0	8.75 X10 <sup>-3</sup> M	BA	EQUIV CONDUCTNCE GRAPH	FLOC	57013	L	3
5. E 0 P	ETHANOL	55.0	8.40 X10 <sup>-3</sup> M	BA	EQUIV CONDUCTNCE GRAPH	FLOC	57013	L	3
6. E 0 P	ETHANOL	55.0	8.42 X10 <sup>-3</sup> M	BA	EQUIV CONDUCTNCE GRAPH	FLOC	57013	L	3
9. E 0 P	ETHANOL	55.0	8.92 X10 <sup>-3</sup> M	BA	EQUIV CONDUCTNCE GRAPH	FLOC	57013	L	3
9.27 E 0 P	ETHANOL	55	8.96 X10 <sup>-3</sup> M	BA	EQUIV CONDUCTNCE GRAPH	FLOC	57013	L	3
1.0 E 1 P	ETHANOL	55.0	9.28 X10 <sup>-3</sup> M	BA	EQUIV CONDUCTNCE GRAPH	FLOC	57013	L	3
1.5 E 1 P	ETHANOL	55.0	1.160X10 <sup>-2</sup> M	BB	EQUIV CONDUCTNCE GRAPH	FLOC	57013	L	3
2.0 E 1 P	ETHANOL	55.0	1.505X10 <sup>-2</sup> M	BB	EQUIV CONDUCTNCE GRAPH	FLOC	57013	L	3
9.27 E 0 P	ETHANOL	60	9.70 X10 <sup>-3</sup> M	BA	EQUIV CONDUCTNCE GRAPH	FLOC	57013	L	3
2.498E 1 P	ETHANOL	60	2.170X10 <sup>-2</sup> M	BB	EQUIV CONDUCTNCE GRAPH	FLOC	57013	L	3
1. E-1 M	NA BR	21	4.1 X10 <sup>-2</sup> D	BB	TURBIDITY PLT LITE SCATR	HUIS	64047	T	3
			1.42 X10 <sup>-3</sup> M					M	
1. E-2 M	NA CL	21	1.62 X10 <sup>-1</sup> D	BB	TURBIDITY PLT LITE SCATR	HUIS	64047	T	3
			5.619X10 <sup>-3</sup> M					M	
1. E-2 M	NA CL	21	1.52 X10 <sup>-1</sup> D	BB	SURFACE TENSION LOG PLOT	HUIS	64047	T	3
			5.272X10 <sup>-3</sup> M					M	
3. E-2 M	NA CL	21	9.2 X10 <sup>-2</sup> D	BB	TURBIDITY PLT LITE SCATR	HUIS	64047	T	1
			3.19 X10 <sup>-3</sup> M					M	
1. E-1 M	NA CL	21	4.3 X10 <sup>-2</sup> D	BB	TURBIDITY PLT LITE SCATR	HUIS	64047	T	3
			1.49 X10 <sup>-3</sup> M					M	
3. E-2 M	NA CL	25	9.00 X10 <sup>-2</sup> D	BB	FOTOMTR SOLUBLZTN OROT	WILL MYSE	55005	T	1
			3.121X10 <sup>-3</sup> M					M	
3. E-2 M	NA CL	25	9.03 X10 <sup>-2</sup> D	BA	SPECFC CONDUCTNCE GRAPH	WILL MYSE	55005	T	1
			3.132X10 <sup>-3</sup> M					M	
3. E-2 M	NA CL	25	9.18 X10 <sup>-2</sup> D	BB	FOTOMTR SOLUBLZTN OROT	SCHO	66036	T	1
			3.184X10 <sup>-3</sup> M					M	
1.00 E-1 M	NA CL	25	4.30 X10 <sup>-2</sup> D	BA	SPECFC CONDUCTNCE GRAPH	WILL MYSE	55005	T	3
			1.491X10 <sup>-3</sup> M					M	
2. E-1 M	NA CL	25.0	9.0 X10 <sup>-4</sup> M	BA	SPECFC CONDUCTNCE GRAPH	MYSE MYSE	65018	T	3
1. E-2 M	NA F	21	1.61 X10 <sup>-1</sup> D	BB	TURBIDITY PLT LITE SCATR	HUIS	64047	T	3
			5.584X10 <sup>-3</sup> M					M	
1. E-1 M	NA F	21	4.2 X10 <sup>-2</sup> D	BB	TURBIDITY PLT LITE SCATR	HUIS	64047	T	3
			1.45 X10 <sup>-3</sup> M					M	
1. E-2 M	NA I	21	1.62 X10 <sup>-1</sup> D	BB	TURBIDITY PLT LITE SCATR	HUIS	64047	T	3
			5.619X10 <sup>-3</sup> M					M	
3. E-2 M	NA I	21	9.0 X10 <sup>-2</sup> D	BB	TURBIDITY PLT LITE SCATR	HUIS	64047	T	1
			3.12 X10 <sup>-3</sup> M					M	
1. E-1 M	NA I	21	4.0 X10 <sup>-2</sup> D	BB	TURBIDITY PLT LITE SCATR	HUIS	64047	T	3
			1.38 X10 <sup>-3</sup> M					M	
1. E-2 M	NA NO3	35	5.7 X10 <sup>-3</sup> M	BA	SPECFC CONDUCTNCE GRAPH	CORK GOOD	62006	T	3
5.03 E 0 H	PROPANOL-1	00.5	4.7 X10 <sup>-3</sup> M	BB	AVER SP EQUIV COND	FLOC UBBE	53008	G	3
5.03 E 0 H	PROPANOL-1	10.5	4.0 X10 <sup>-3</sup> M	BB	AVER SP EQUIV COND	FLOC UBBE	53008	G	3
5.03 E 0 H	PROPANOL-1	25.2	3.8 X10 <sup>-3</sup> M	BB	AVER SP EQUIV COND	FLOC UBBE	53008	G	3
5.03 E 0 H	PROPANOL-1	33.5	4.1 X10 <sup>-3</sup> M	BB	AVER SP EQUIV COND	FLOC UBBE	53008	G	3
5.03 E 0 H	PROPANOL-1	40.1	4.4 X10 <sup>-3</sup> M	BB	AVER SP EQUIV COND	FLOC UBBE	53008	G	3
5.03 E 0 H	PROPANOL-1	50.0	5.1 X10 <sup>-3</sup> M	BB	AVER SP EQUIV COND	FLOC UBBE	53008	G	3
5.71 E 0 H	PROPANOL-2	00.5	5.7 X10 <sup>-3</sup> M	BB	AVER SP EQUIV COND	FLOC UBBE	53008	G	3
5.71 E 0 H	PROPANOL-2	10.5	4.9 X10 <sup>-3</sup> M	BB	AVER SP EQUIV COND	FLOC UBBE	53008	G	3
5.71 E 0 H	PROPANOL-2	25.2	4.3 X10 <sup>-3</sup> M	BB	AVER SP EQUIV COND	FLOC UBBE	53008	G	3
5.71 E 0 H	PROPANOL-2	33.5	4.5 X10 <sup>-3</sup> M	BB	AVER SP EQUIV COND	FLOC UBBE	53008	G	3
5.71 E 0 H	PROPANOL-2	40.1	5.0 X10 <sup>-3</sup> M	BB	AVER SP EQUIV COND	FLOC UBBE	53008	G	3
5.71 E 0 H	PROPANOL-2	50.0	5.7 X10 <sup>-3</sup> M	BB	AVER SP EQUIV COND	FLOC UBBE	53008	G	3
5.06 E 0 H	PROPIONIC ACID	25.2	4.3 X10 <sup>-3</sup> M	BB	AVER SP EQUIV COND	FLOC UBBE	53008	G	3
5.00 E 2 Y	PRESSURE	25	9.09 X10 <sup>-3</sup> W	BA	SPECFC CONDUCTNCE GRAPH	HAMA	62036	G	3
1.000E 3 Y	PRESSURE	25	9.45 X10 <sup>-3</sup> W	BA	SPECFC CONDUCTNCE GRAPH	HAMA	62036	G	3
1.500E 3 Y	PRESSURE	25	9.36 X10 <sup>-3</sup> W	BA	SPECFC CONDUCTNCE GRAPH	HAMA	62036	G	3
2.000E 3 Y	PRESSURE	25	9.09 X10 <sup>-3</sup> W	BA	SPECFC CONDUCTNCE GRAPH	HAMA	62036	G	3
3. E 0 D	SUCROSE	25	7.1 X10 <sup>-3</sup> M	CB	EQUIV CONDUCTNCE GRAPH	NAKA KAWA	64034	G	3
1.078E 1 C	0003	25.0	8.32 X10 <sup>-3</sup> M	CA	EQUIV CONDUCTNCE GRAPH	MYSE OTTE	61017	T	3
2.006E 1 C	0003	25.0	8.54 X10 <sup>-3</sup> M	CA	EQUIV CONDUCTNCE GRAPH	MYSE OTTE	61017	T	3
2.025E 1 C	0003	25.0	8.54 X10 <sup>-3</sup> M	CA	EQUIV CONDUCTNCE GRAPH	MYSE OTTE	61017	T	3
3.478E 1 C	0003	25.0	9.88 X10 <sup>-3</sup> M	CA	EQUIV CONDUCTNCE GRAPH	MYSE OTTE	61017	T	3
4.912E 1 C	0003	25.0	1.115X10 <sup>-2</sup> M	CA	EQUIV CONDUCTNCE GRAPH	MYSE OTTE	61017	T	3
5.998E 1 C	0003	25.0	1.281X10 <sup>-2</sup> M	BA	EQUIV CONDUCTNCE GRAPH	MYSE OTTE	61017	T	2
7.100E 1 C	0003	25.0	1.498X10 <sup>-2</sup> M	BA	EQUIV CONDUCTNCE GRAPH	MYSE OTTE	61017	T	2
8.466E 1 C	0003	25.0	1.91 X10 <sup>-2</sup> M	BA	EQUIV CONDUCTNCE GRAPH	MYSE OTTE	61017	T	2
9.495E 1 C	0003	25.0	2.65 X10 <sup>-2</sup> M	BA	EQUIV CONDUCTNCE GRAPH	MYSE OTTE	61017	T	2
1.25 E 1 C	0004	RM	5.11 X10 <sup>-3</sup> M	BB	ELECTROMOTIVE FORCE	SHED JAKO	63001	T	3

Concentration units: A—mol %; B—vol % solvent; C—mol % surfactant mixture; D—wt/vol %; E—% saturation; H—wt % solvent; I—mol % surfactant; K—normality

counterions; M—molar; N—normal; P—wt %; Q—wt % surfactant; R—varied; S—mol/kg; T—wt % surfactant mixture; U—mol/(l or kg); W—molal; Y—atm. Details on page 222.

Table of Recommended and Selected Critical Micelle Concentrations—Continued

Additives				Temp. °C	CMC	Qual. Mat. Meth.	Method	Authors	Reference	Source	Evaluation
2.5	E 1 C	0004		RM	3.88 X10 <sup>-3</sup> M	BB	ELECTROMOTIVE FORCE	SHED JAKO	63001	T	3
5.0	E 1 C	0004		RM	2.62 X10 <sup>-3</sup> M	BB	ELECTROMOTIVE FORCE	SHED JAKO	63001	T	3
COMPOUND NO = 2 MOL WGT - 232.2 SODIUM OCTYL 1 SULFATE											
				10	1.421X10 <sup>-1</sup> W	BA	SPECFC CONDUCTNCE EQUATNS	GODD BENS	57011	L	3
				15	1.367X10 <sup>-1</sup> W	BA	SPECFC CONDUCTNCE EQUATNS	GODD BENS	57011	L	3
				20	1.33 X10 <sup>-1</sup> M	BB	INTERFACIAL TENSION LOGM	HAYD TAYL	62004	L	3
				20	1.337X10 <sup>-1</sup> W	BA	SPECFC CONDUCTNCE EQUATNS	GODD BENS	57011	L	3
				21	3.10 X10 <sup>0</sup> D	BB	TURBIDITY PLT LITE SCATR	HUIS	64047	T	3
					1.335X10 <sup>-1</sup> M					M	
				25	1.303X10 <sup>-1</sup> W	BA	SPECFC CONDUCTNCE EQUATNS	GODD BENS	57011	L	3
				30.0	1.30 X10 <sup>-1</sup> M	CB	VELOCITY OF SOUND	SHIG	65022	T	3
				30	1.318X10 <sup>-1</sup> W	BA	SPECFC CONDUCTNCE EQUATNS	GODD BENS	57011	L	3
				35	1.342X10 <sup>-1</sup> W	BA	SPECFC CONDUCTNCE EQUATNS	GODD BENS	57011	L	3
				40	1.363X10 <sup>-1</sup> W	BA	SPECFC CONDUCTNCE EQUATNS	GODD BENS	57011	L	3
				40.0	1.36 X10 <sup>-1</sup> M	BB	SPECFC CONDUCTNCE GRAPH	EVAN	56006	T	3
				45	1.381X10 <sup>-1</sup> W	BA	SPECFC CONDUCTNCE EQUATNS	GODD BENS	57011	L	3
				50	1.434X10 <sup>-1</sup> W	BA	SPECFC CONDUCTNCE EQUATNS	GODD BENS	57011	L	3
				55	1.463X10 <sup>-1</sup> W	BA	SPECFC CONDUCTNCE EQUATNS	GODD BENS	57011	L	3
3.	E-2 M	NA CL		21	2.80 X10 <sup>0</sup> D	BB	TURBIDITY PLT LITE SCATR	HUIS	64047	T	3
					1.205X10 <sup>-1</sup> M					M	
1.	E-1 M	NA CL		21	2.37 X10 <sup>0</sup> D	BB	TURBIDITY PLT LITE SCATR	HUIS	64047	T	3
					1.020X10 <sup>-1</sup> M					M	
3.	E-1 M	NA CL		21	1.60 X10 <sup>0</sup> D	BB	TURBIDITY PLT LITE SCATR	HUIS	64047	T	3
					6.890X10 <sup>-2</sup> M					M	
1.	E 0 M	NA CL		21	8.0 X10 <sup>-1</sup> D	BB	TURBIDITY PLT LITE SCATR	HUIS	64047	T	3
					3.44 X10 <sup>-2</sup> M					M	
COMPOUND NO = 3 MOL WGT - 260.3 SODIUM DECYL 1 SULFATE											
				0	3.88 X10 <sup>-2</sup> M	BA	AVER SP EQUIV COND	FLOC	61007	L	3
				5	3.64 X10 <sup>-2</sup> M	BA	AVER SP EQUIV COND	FLOC	61007	L	3
				10	3.48 X10 <sup>-2</sup> W	BA	SPECFC CONDUCTNCE EQUATNS	GODD BENS	57011	L	D
				10	3.50 X10 <sup>-2</sup> M	BA	AVER SP EQUIV COND	FLOC	61007	L	D
				15	3.41 X10 <sup>-2</sup> W	BA	SPECFC CONDUCTNCE EQUATNS	GODD BENS	57011	L	1
				15	3.39 X10 <sup>-2</sup> M	BA	AVER SP EQUIV COND	FLOC	61007	L	1
				20	3.35 X10 <sup>-2</sup> W	BA	SPECFC CONDUCTNCE EQUATNS	GODD BENS	57011	L	1
				20	3.31 X10 <sup>-2</sup> M	BA	AVER SP EQUIV COND	FLOC	61007	L	1
				25	3.32 X10 <sup>-2</sup> W	BA	SPECFC CONDUCTNCE EQUATNS	GODD BENS	57011	L	1
				25.0	3.26 X10 <sup>-2</sup> M	BA	EQUIV CONDUCTNCE GRAPH	MYSE KAPA	61005	T	1
				25.0	3.35 X10 <sup>-2</sup> M	BA	SPECFC CONDUCTNCE GRAPH	MYSE KAPA	61005	T	1
				25	3.27 X10 <sup>-2</sup> M	BA	AVER SP EQUIV COND	FLOC	61007	L	1
				25.0	3.32 X10 <sup>-2</sup> M	BA	SPECFC CONDUCTNCE EQUATNS	MUKE KAPA	66002	T	1
				30	3.31 X10 <sup>-2</sup> W	BA	SPECFC CONDUCTNCE EQUATNS	GODD BENS	57011	L	1
				30	3.26 X10 <sup>-2</sup> M	BA	AVER SP EQUIV COND	FLOC	61007	L	1
				35	3.27 X10 <sup>-2</sup> M	BA	AVER SP EQUIV COND	FLOC	61007	L	1
				35	3.35 X10 <sup>-2</sup> W	BA	SPECFC CONDUCTNCE EQUATNS	GODD BENS	57011	L	1
				40	3.32 X10 <sup>-2</sup> M	BA	AVER SP EQUIV COND	FLOC	61007	L	1
				40	3.41 X10 <sup>-2</sup> W	BA	SPECFC CONDUCTNCE EQUATNS	GODD BENS	57011	L	1
				45	3.38 X10 <sup>-2</sup> M	BA	AVER SP EQUIV COND	FLOC	61007	L	D
				45	3.49 X10 <sup>-2</sup> W	BA	SPECFC CONDUCTNCE EQUATNS	GODD BENS	57011	L	D
				50	3.47 X10 <sup>-2</sup> M	BA	AVER SP EQUIV COND	FLOC	61007	L	D
				50	3.64 X10 <sup>-2</sup> W	BA	SPECFC CONDUCTNCE EQUATNS	GODD BENS	57011	L	D
				55	3.59 X10 <sup>-2</sup> M	BA	AVER SP EQUIV COND	FLOC	61007	L	D
				55	3.78 X10 <sup>-2</sup> W	BA	SPECFC CONDUCTNCE EQUATNS	GODD BENS	57011	L	D
				60	3.73 X10 <sup>-2</sup> M	BA	AVER SP EQUIV COND	FLOC	61007	L	3
				65	3.88 X10 <sup>-2</sup> M	BA	AVER SP EQUIV COND	FLOC	61007	L	3
1.00	E 2 A	DEUTERIUM OXIDE		25.0	3.25 X10 <sup>-2</sup> M	BA	SPECFC CONDUCTNCE EQUATNS	MUKE KAPA	66002	T	2
1.00	E-2 M	NA CL		25.0	3.02 X10 <sup>-2</sup> M	BB	SPECFC CONDUCTNCE GRAPH	MYSE KAPA	61005	L	3
1.00	E-1 M	NA CL		25.0	1.51 X10 <sup>-2</sup> M	BB	SPECFC CONDUCTNCE GRAPH	MYSE KAPA	61005	L	3
1.0	E 0 M	NA CL		25.0	2.77 X10 <sup>-3</sup> M	BB	SPECFC CONDUCTNCE GRAPH	MYSE MYSE	65018	T	3
1.25	E 1 C	0001		RM	2.02 X10 <sup>-2</sup> M	BB	ELECTROMOTIVE FORCE	SHED JAKO	63001	T	3
2.5	E 1 C	0001		RM	1.56 X10 <sup>-2</sup> M	BB	ELECTROMOTIVE FORCE	SHED JAKO	63001	T	3
5.0	E 1 C	0001		RM	1.08 X10 <sup>-2</sup> M	BB	ELECTROMOTIVE FORCE	SHED JAKO	63001	T	3
5.00	E 1 C	0004		25	3.03 X10 <sup>-3</sup> M	BA	AVER SP EQUIV COND	FLOC	61007	L	2
5.00	E 1 C	0004		30	3.09 X10 <sup>-3</sup> M	BA	AVER SP EQUIV COND	FLOC	61007	L	2
5.00	E 1 C	0004		35	3.18 X10 <sup>-3</sup> M	BA	AVER SP EQUIV COND	FLOC	61007	L	2
5.00	E 1 C	0004		40	3.31 X10 <sup>-3</sup> M	BA	AVER SP EQUIV COND	FLOC	61007	L	2
5.00	E 1 C	0004		45	3.47 X10 <sup>-3</sup> M	BA	AVER SP EQUIV COND	FLOC	61007	L	3
5.00	E 1 C	0004		50	3.66 X10 <sup>-3</sup> M	BA	AVER SP EQUIV COND	FLOC	61007	L	3
5.00	E 1 C	0004		55	3.87 X10 <sup>-3</sup> M	BA	AVER SP EQUIV COND	FLOC	61007	L	3
5.00	E 1 C	0004		60	4.16 X10 <sup>-3</sup> M	BA	AVER SP EQUIV COND	FLOC	61007	L	3
5.00	E 1 C	0004		65	4.51 X10 <sup>-3</sup> M	BA	AVER SP EQUIV COND	FLOC	61007	L	3
5.00	E 1 C	0004		70	4.90 X10 <sup>-3</sup> M	BA	AVER SP EQUIV COND	FLOC	61007	L	3
5.00	E 1 C	0004		75	5.35 X10 <sup>-3</sup> M	BA	AVER SP EQUIV COND	FLOC	61007	L	3

Concentration units: A—mol %; B—vol % solvent; C—mol % surfactant mixture; D—wt/vol %; E—% saturation; H—wt % solvent; I—mol % surfactant; K—normality

counterions; M—molar; N—normal; P—wt %; Q—wt % surfactant; R—varied; S—mol/kg; T—wt % surfactant mixture; U—mol/(l or kg); W—molar; Y—atm. Details on page 222.



*Table of Recommended and Selected Critical Micelle Concentrations — Continued*

Additives	Temp. °C	CMC	Qual. Mat. Meth.	Method	Authors	Reference	Source	Evaluation
COMPOUND NO = 4 MOL WGT -	316.4	SODIUM TETRADECYL 1 SULFATE						
	25	2.05 X10-3 M	BA	AVER SP EQUIV COND	FLOC	61007	L	2
	30	2.08 X10-3 M	BA	AVER SP EQUIV COND	FLOC	61007	L	2
	35	2.13 X10-3 M	BA	AVER SP EQUIV COND	FLOC	61007	L	2
	40	2.21 X10-3 M	BB	EQUIV CONDUCTNCE GRAPH	SHIR MATU	65020	L	1
	40	2.21 X10-3 M	BA	AVER SP EQUIV COND	FLOC	61007	L	1
	45	2.31 X10-3 M	BA	AVER SP EQUIV COND	FLOC	61007	L	2
	50	2.43 X10-3 M	BA	AVER SP EQUIV COND	FLOC	61007	L	3
	55	2.58 X10-3 M	BA	AVER SP EQUIV COND	FLOC	61007	L	3
	60	2.77 X10-3 M	BA	AVER SP EQUIV COND	FLOC	61007	L	3
	65	2.99 X10-3 M	BA	AVER SP EQUIV COND	FLOC	61007	L	3
	70	3.22 X10-3 M	BA	AVER SP EQUIV COND	FLOC	61007	L	3
	75	3.50 X10-3 M	BA	AVER SP EQUIV COND	FLOC	61007	L	3
5. E O H DIOXANE	40	2.4 X10-3 M	BB	EQUIV CONDUCTNCE GRAPH	SHIR MATU	65020	L	3
1.0 E 1 H DIOXANE	40	2.9 X10-3 M	BB	EQUIV CONDUCTNCE GRAPH	SHIR MATU	65020	L	3
1.5 E 1 H DIOXANE	40	3.8 X10-3 M	BB	EQUIV CONDUCTNCE GRAPH	SHIR MATU	65020	L	3
2.0 E 1 H DIOXANE	40	5.2 X10-3 M	BB	EQUIV CONDUCTNCE GRAPH	SHIR MATU	65020	L	3
2.5 E 1 H DIOXANE	40	7.5 X10-3 M	BB	EQUIV CONDUCTNCE GRAPH	SHIR MATU	65020	L	3
3.0 E 1 H DIOXANE	40	1.28 X10-2 M	BB	EQUIV CONDUCTNCE GRAPH	SHIR MATU	65020	L	3
3.5 E 1 H DIOXANE	40	1.77 X10-2 M	BB	EQUIV CONDUCTNCE GRAPH	SHIR MATU	65020	L	3
COMPOUND NO = 5 MOL WGT -	344.4	SODIUM HEXADECYL 1 SULFATE						
	40	5.2 X10-4 M	BB	EQUIV CONDUCTNCE GRAPH	SHIR MATU	65020	L	3
	40.0	5.8 X10-4 M	BC	SPECFC CONDUCTNCE GRAPH	EVAN	56006	T	3
5. E O H DIOXANE	40	1.27 X10-3 M	BB	EQUIV CONDUCTNCE GRAPH	SHIR MATU	65020	L	3
1.0 E 1 H DIOXANE	40	2.0 X10-3 M	BB	EQUIV CONDUCTNCE GRAPH	SHIR MATU	65020	L	3
1.5 E 1 H DIOXANE	40	2.8 X10-3 M	BB	EQUIV CONDUCTNCE GRAPH	SHIR MATU	65020	L	3
2.0 E 1 H DIOXANE	40	3.54 X10-3 M	BB	EQUIV CONDUCTNCE GRAPH	SHIR MATU	65020	L	3
2.5 E 1 H DIOXANE	40	4.3 X10-3 M	BB	EQUIV CONDUCTNCE GRAPH	SHIR MATU	65020	L	3
3.0 E 1 H DIOXANE	40	5.0 X10-3 M	BB	EQUIV CONDUCTNCE GRAPH	SHIR MATU	65020	L	3
COMPOUND NO = 15 MOL WGT -	260.3	SODIUM DECYL 2 SULFATE						
	10	5.15 X10-2 M	BA	AVER SP EQUIV COND	FLOC	61007	L	3
	15	4.92 X10-2 M	BA	AVER SP EQUIV COND	FLOC	61007	L	3
	20	4.70 X10-2 M	BA	AVER SP EQUIV COND	FLOC	61007	L	3
	25	4.56 X10-2 M	BA	AVER SP EQUIV COND	FLOC	61007	L	3
	30	4.52 X10-2 M	BA	AVER SP EQUIV COND	FLOC	61007	L	3
	35	4.50 X10-2 M	BA	AVER SP EQUIV COND	FLOC	61007	L	3
	40	4.50 X10-2 M	BA	AVER SP EQUIV COND	FLOC	61007	L	3
	45	4.52 X10-2 M	BA	AVER SP EQUIV COND	FLOC	61007	L	3
	50	4.57 X10-2 M	BA	AVER SP EQUIV COND	FLOC	61007	L	3
	55	4.65 X10-2 M	BA	AVER SP EQUIV COND	FLOC	61007	L	3
	60	4.79 X10-2 M	BA	AVER SP EQUIV COND	FLOC	61007	L	3
	65	4.95 X10-2 M	BA	AVER SP EQUIV COND	FLOC	61007	L	3
COMPOUND NO = 16 MOL WGT -	316.4	SODIUM TETRADECYL 2 SULFATE						
	25	3.27 X10-3 M	BA	AVER SP EQUIV COND	FLOC	61007	L	2
	30	3.28 X10-3 M	BA	AVER SP EQUIV COND	FLOC	61007	L	2
	35	3.31 X10-3 M	BA	AVER SP EQUIV COND	FLOC	61007	L	2
	40	3.38 X10-3 M	BA	AVER SP EQUIV COND	FLOC	61007	L	3
	45	3.48 X10-3 M	BA	AVER SP EQUIV COND	FLOC	61007	L	3
	50	3.64 X10-3 M	BA	AVER SP EQUIV COND	FLOC	61007	L	3
	55	3.83 X10-3 M	BA	AVER SP EQUIV COND	FLOC	61007	L	3
	60	4.04 X10-3 M	BA	AVER SP EQUIV COND	FLOC	61007	L	3
	65	4.29 X10-3 M	BA	AVER SP EQUIV COND	FLOC	61007	L	3
	70	4.60 X10-3 M	BA	AVER SP EQUIV COND	FLOC	61007	L	3
	75	5.00 X10-3 M	BA	AVER SP EQUIV COND	FLOC	61007	L	3
COMPOUND NO = 17 MOL WGT -	316.4	SODIUM TETRADECYL 4 SULFATE						
	25	5.12 X10-3 M	CA	AVER SP EQUIV COND	FLOC	61007	L	3
	30	5.05 X10-3 M	CA	AVER SP EQUIV COND	FLOC	61007	L	3
	35	5.04 X10-3 M	CA	AVER SP EQUIV COND	FLOC	61007	L	3
	40.0	5.15 X10-3 M	CB	SPECFC CONDUCTNCE GRAPH	EVAN	56006	T	3
	40	5.12 X10-3 M	CA	AVER SP EQUIV COND	FLOC	61007	L	3
	45	5.23 X10-3 M	CA	AVER SP EQUIV COND	FLOC	61007	L	3
	50	5.38 X10-3 M	CA	AVER SP EQUIV COND	FLOC	61007	L	3
	55	5.57 X10-3 M	CA	AVER SP EQUIV COND	FLOC	61007	L	3
	60	5.85 X10-3 M	CA	AVER SP EQUIV COND	FLOC	61007	L	3
	65	6.21 X10-3 M	CA	AVER SP EQUIV COND	FLOC	61007	L	3
	70	6.62 X10-3 M	CA	AVER SP EQUIV COND	FLOC	61007	L	3
	75	7.11 X10-3 M	CA	AVER SP EQUIV COND	FLOC	61007	L	3
COMPOUND NO = 18 MOL WGT -	292.4	OCTYL BETA D GLUCOSIDE						
	25	2.5 X10-2 M	BB	SURFACE TENSION LOG PLOT	SHIN YAMA	61008	T	3

Concentration units: A—mol %; B—vol % solvent; C—mol % surfactant mixture; D—wt % vol %; E—% saturation; H—wt % solvent; I—mol % surfactant; K—normality

counterions; M—molar; N—normal; P—wt %; Q—wt % surfactant; R—varied; S—mol/kg; T—wt % surfactant mixture; U—mol/(l or kg); W—molal; Y—atm. Details on page 222.

Table of Recommended and Selected Critical Micelle Concentrations—Continued

Additives	Temp. °C	CMC	Qual. Mat. Meth.	Method	Authors	Reference	Source	Evaluation
COMPOUND NO = 19 MOL WGT -	320.4	DECYL BETA D GLUCOSIDE						
	25 2.2	X10-3 M	BB	SURFACE TENSION LOG PLOT	SHIN YAMA	61008	T	3
COMPOUND NO = 20 MOL WGT -	348.5	DODECYL BETA D GLUCOSIDE						
	25 1.9	X10-4 M	BB	SURFACE TENSION LOG PLOT	SHIN YAMA	61008	T	3
COMPOUND NO = 21 MOL WGT -	229.4	DIMETHYL DODECYL AMINE OXIDE						
	27.0 2.10	X10-3 M	BB	TURBIDITY PLT LITE SCATR	HERR	62005	T	3
COMPOUND NO = 22 MOL WGT -	265.9	DIMETHYL DODECYL AMINE OXIDE HYDROCHLORIDE						
1. E-3 M H CL	27 1.9	X10-1 D	BB	TURBIDITY PLT LITE SCATR	HERR	62005	T	3
	7.14	X10-3 M						M
1. E-2 M H CL	27 1.8	X10-1 D	BB	TURBIDITY PLT LITE SCATR	HERR	62005	T	3
	6.76	X10-3 M						M
COMPOUND NO = 23 MOL WGT -	373.2	SILVER DODECYL 1 SULFATE						
	35 7.3	X10-3 M	BA	SPECFC CONDUCTNCE GRAPH	CORK GOOD	62006	T	2
	55 8.4	X10-3 M	BA	SPECFC CONDUCTNCE GRAPH	CORK GOOD	62006	T	3
1. E-2 M AG NO3	35 4.7	X10-3 M	BA	SPECFC CONDUCTNCE GRAPH	CORK GOOD	62006	T	3
1. E-2 M NA NO3	35 5.4	X10-3 M	BA	SPECFC CONDUCTNCE GRAPH	CORK GOOD	62006	T	3
COMPOUND NO = 24 MOL WGT -	570.8	CALCIUM DODECYL 1 SULFATE						
	70 3.4	X10-3 N	BB	SPECFC CONDUCTNCE GRAPH	CORK GOOD	62006	T	3
1. E-2 M NA NO3	70 3.3	X10-3 N	BB	SPECFC CONDUCTNCE GRAPH	CORK GOOD	62006	T	3
COMPOUND NO = 38 MOL WGT -	221.8	DODECYL AMMONIUM CHLORIDE						
	15 1.56	X10-2 M	BB	SPECFC CONDUCTNCE GRAPH	EGGE HARW	51006	T	3
	20 1.50	X10-2 M	BA	SPECFC CONDUCTNCE GRAPH	RALS EGGE	48027	P	2
	25 1.46	X10-2 M	BA	EQUIV CONDUCTNCE GRAPH	BROW GRIE	49014	P	1
	25 1.47	X10-2 M	BA	SPECFC CONDUCTNCE GRAPH	RALS EGGE	48027	P	1
	27 1.50	X10-2 M	BB	SPECFC CONDUCTNCE GRAPH	EGGE HARW	51006	T	3
	30 1.47	X10-2 M	BB	DENSITY	CART ANAC	60005	K	1
	30 1.47	X10-2 M	BB	EQUIV CONDUCTNCE GRAPH	RALS EGGE	48020	K	1
	30 1.50	X10-2 M	BA	SPECFC CONDUCTNCE GRAPH	EGGE HARW	51006	T	1
	30 1.48	X10-2 M	BA	SPECFC CONDUCTNCE GRAPH	RALS EGGE	48027	P	1
	30 1.48	X10-2 M	BB	EQUIV CONDUCTNCE GRAPH	RALS EGGE	49008	GK	1
	40 1.50	X10-2 M	BA	SPECFC CONDUCTNCE GRAPH	RALS EGGE	48027	P	2
	50 1.58	X10-2 M	BA	SPECFC CONDUCTNCE GRAPH	RALS EGGE	48027	P	3
	60 1.71	X10-2 M	BB	SPECFC CONDUCTNCE GRAPH	RALS EGGE	48027	P	3
	30 1.61	X10-2 N	BB	EQUIV CONDUCTNCE GRAPH	RALS EGGE	48023	T	3
3.66 E O A ACETONITRILE	30 1.30	X10-2 N	BB	EQUIV CONDUCTNCE GRAPH	RALS EGGE	48023	T	3
3.27 E O A ACETONE	30 1.36	X10-2 M	BB	EQUIV CONDUCTNCE GRAPH	RALS EGGE	49008	G	3
2.5 E-3 N BA CL2	30 1.30	X10-2 M	BB	EQUIV CONDUCTNCE GRAPH	RALS EGGE	49008	G	3
5. E-3 N BA CL2	30 1.30	X10-2 M	BB	EQUIV CONDUCTNCE GRAPH	RALS EGGE	49008	G	3
1. E-2 N BA CL2	30 1.13	X10-2 M	BB	EQUIV CONDUCTNCE GRAPH	RALS EGGE	49008	G	3
2. E-2 N BA CL2	30 9.4	X10-3 M	BB	EQUIV CONDUCTNCE GRAPH	RALS EGGE	49008	G	3
2.65 E O A ETHANOL	30 1.77	X10-2 N	BB	EQUIV CONDUCTNCE GRAPH	RALS EGGE	48023	T	3
2.5 E-3 M HEXYL AMMONIUM CL	30 1.43	X10-2 M	BB	EQUIV CONDUCTNCE GRAPH	RALS EGGE	48020	K	3
5. E-3 M HEXYL AMMONIUM CL	30 1.26	X10-2 M	BB	EQUIV CONDUCTNCE GRAPH	RALS EGGE	48020	K	3
2.5 E-3 N H CL	30 1.39	X10-2 M	BB	EQUIV CONDUCTNCE GRAPH	RALS EGGE	49008	G	3
5. E-3 N H CL	30 1.27	X10-2 M	BB	EQUIV CONDUCTNCE GRAPH	RALS EGGE	49008	G	3
1. E-2 N H CL	30 1.15	X10-2 M	BB	EQUIV CONDUCTNCE GRAPH	RALS EGGE	49008	G	3
2. E-2 N H CL	30 9.2	X10-3 M	BB	EQUIV CONDUCTNCE GRAPH	RALS EGGE	49008	G	3
2.5 E-3 N H NO3	30 1.20	X10-2 M	BB	EQUIV CONDUCTNCE GRAPH	RALS EGGE	49008	G	3
5. E-3 N H NO3	30 1.02	X10-2 M	BB	EQUIV CONDUCTNCE GRAPH	RALS EGGE	49008	G	3
1. E-2 N H NO3	30 7.3	X10-3 M	BB	EQUIV CONDUCTNCE GRAPH	RALS EGGE	49008	G	3
2. E-2 N H NO3	30 4.9	X10-3 M	BB	EQUIV CONDUCTNCE GRAPH	RALS EGGE	49008	G	3
1.619E 1 H METHANOL	25 1.77	X10-2 M	BB	EQUIV CONDUCTNCE GRAPH	BROW GRIE	49014	P	3
2.465E 1 H METHANOL	25 2.37	X10-2 M	BB	EQUIV CONDUCTNCE GRAPH	BROW GRIE	49014	T	3
4.82 E O A METHANOL	30 1.64	X10-2 N	BB	EQUIV CONDUCTNCE GRAPH	RALS EGGE	48023	T	3
1. E-3 N NA CL	30 1.42	X10-2 M	BB	EQUIV CONDUCTNCE GRAPH	RALS EGGE	49008	G	3
2.5 E-3 N NA CL	30 1.39	X10-2 M	BB	EQUIV CONDUCTNCE GRAPH	RALS EGGE	49008	G	3
5. E-3 N NA CL	30 1.30	X10-2 M	BB	EQUIV CONDUCTNCE GRAPH	RALS EGGE	49008	G	3
1. E-2 N NA CL	30 1.13	X10-2 M	BB	EQUIV CONDUCTNCE GRAPH	RALS EGGE	49008	G	3
2. E-2 N NA CL	30 8.9	X10-3 M	BB	EQUIV CONDUCTNCE GRAPH	RALS EGGE	49008	G	3
5. E-2 M NA CL	30 6.7	X10-3 M	BB	DENSITY	CART ANAC	60005	K	3
1. E-3 N NA NO3	30 1.37	X10-2 M	BB	EQUIV CONDUCTNCE GRAPH	RALS EGGE	49008	G	3
2.5 E-3 N NA NO3	30 1.23	X10-2 M	BB	EQUIV CONDUCTNCE GRAPH	RALS EGGE	49008	G	3
5. E-3 N NA NO3	30 9.9	X10-3 M	BB	EQUIV CONDUCTNCE GRAPH	RALS EGGE	49008	G	3
1. E-2 N NA NO3	30 7.6	X10-3 M	BB	EQUIV CONDUCTNCE GRAPH	RALS EGGE	49008	G	3
2. E-2 N NA NO3	30 4.6	X10-3 M	BB	EQUIV CONDUCTNCE GRAPH	RALS EGGE	49008	G	3
8.00 E O H PROPANOL-2	25 9.2	X10-3 M	BB	EQUIV CONDUCTNCE GRAPH	BROW GRIE	49014	T	3

Concentration units: A—mol %; B—vol % solvent; C—mol % surfactant mixture; D—wt % vol %; E—% saturation; H—wt % solvent; I—mol % surfactant; K—normality

counterions: M—molar; N—normal; P—wt %; Q—wt % surfactant; R—varied; S—mol/kg; T—wt % surfactant mixture; U—mol/l or kg; W—molar; Y—atm. Details on page 222.



*Table of Recommended and Selected Critical Micelle Concentrations – Continued*

Additives		Temp. °C	CMC	Qual. Mat. Meth.	Method	Authors	Reference	Source	Evaluation
1.619E 1 H	PROPANOL-2	25	1.04 X10-2 M	BB	EQUIV CONDUCTNCE GRAPH	BROW GRIE	49014	T	3
5.66 E 0 H	TERTIARY BUTANOL	25	7.9 X10-3 M	BB	EQUIV CONDUCTNCE GRAPH	BROW GRIE	49014	T	3
7.88 E 0 H	TERTIARY BUTANOL	25	7.4 X10-3 M	BB	EQUIV CONDUCTNCE GRAPH	BROW GRIE	49014	T	3
COMPOUND NO = 41 MOL WGT - 263.9 DODECYL TRIMETHYL AMMONIUM CHLORIDE									
5. E 2 Y	PRESSURE	25.0	2.03 X10-2 M	CB	SPECFC CONDUCTNCE GRAPH	OSUG SATO	65036	G	3
1. E 3 Y	PRESSURE	25.0	2.09 X10-2 M	CB	SPECFC CONDUCTNCE GRAPH	OSUG SATO	65036	G	3
1.5 E 3 Y	PRESSURE	25.0	2.11 X10-2 M	CB	SPECFC CONDUCTNCE GRAPH	OSUG SATO	65036	G	3
2. E 3 Y	PRESSURE	25.0	2.04 X10-2 M	CB	SPECFC CONDUCTNCE GRAPH	OSUG SATO	65036	G	3
3. E 3 Y	PRESSURE	25.0	1.98 X10-2 M	CB	SPECFC CONDUCTNCE GRAPH	OSUG SATO	65036	G	3
4. E 3 Y	PRESSURE	25.0	1.87 X10-2 M	CB	SPECFC CONDUCTNCE GRAPH	OSUG SATO	65036	G	3
5. E 3 Y	PRESSURE	25.0	1.83 X10-2 M	CB	SPECFC CONDUCTNCE GRAPH	OSUG SATO	65036	G	3
5. E 3 Y	PRESSURE	25.0	1.81 X10-2 M	CB	SPECFC CONDUCTNCE GRAPH	OSUG SATO	65036	G	3
COMPOUND NO = 42 MOL WGT - 292.0 TETRADECYL TRIMETHYL AMMONIUM CHLORIDE									
		25	4.47 X10-3 M	BB	UNSPECIFIED CONDUCTANCE	HOYE MARM	61002	T	3
COMPOUND NO = 44 MOL WGT - 182.3 POTASSIUM OCTANOATE									
3.3 E-2 W	K OH	15	3.72 X10-1 W	BA	SPECFC CONDUCTNCE EQUATNS	WHIT BENS	59012	E	3
3.3 E-2 W	K OH	20	3.55 X10-1 W	BA	SPECFC CONDUCTNCE EQUATNS	WHIT BENS	59012	E	3
3.3 E-2 W	K OH	25	3.45 X10-1 W	BA	SPECFC CONDUCTNCE EQUATNS	WHIT BENS	59012	E	3
3.3 E-2 W	K OH	30	3.30 X10-1 W	BA	SPECFC CONDUCTNCE EQUATNS	WHIT BENS	59012	E	3
3.3 E-2 W	K OH	35	3.13 X10-1 W	BA	SPECFC CONDUCTNCE EQUATNS	WHIT BENS	59012	E	3
3.3 E-2 W	K OH	40	3.05 X10-1 W	BA	SPECFC CONDUCTNCE EQUATNS	WHIT BENS	59012	E	3
3.3 E-2 W	K OH	45	3.10 X10-1 W	BA	SPECFC CONDUCTNCE EQUATNS	WHIT BENS	59012	E	3
3.3 E-2 W	K OH	50	3.18 X10-1 W	BA	SPECFC CONDUCTNCE EQUATNS	WHIT BENS	59012	E	3
3.3 E-2 W	K OH	55	3.31 X10-1 W	BA	SPECFC CONDUCTNCE EQUATNS	WHIT BENS	59012	E	3
COMPOUND NO = 45 MOL WGT - 334.4 SODIUM P 1 METHYL DECYL BENZENE SULFONATE									
		35	2.53 X10-3 W	BA	SPECFC CONDUCTNCE GRAPH	GERG	57012	T	2
COMPOUND NO = 46 MOL WGT - 362.4 SODIUM P 1 METHYL DODECYL BENZENE SULFONATE									
		35	7.2 X10-4 W	CA	SPECFC CONDUCTNCE GRAPH	GERG	57012	T	3
COMPOUND NO = 47 MOL WGT - 390.5 SODIUM P 1 METHYL TETRADECYL BENZENE SULFONATE									
		40	3.1 X10-4 W	BB	SPECFC CONDUCTNCE GRAPH	GERG	57012	T	3
COMPOUND NO = 49 MOL WGT - 292.3 SODIUM P OCTYL BENZENE SULFONATE									
		35	1.47 X10-2 W	CA	SPECFC CONDUCTNCE GRAPH	GERG	57012	T	3
COMPOUND NO = 50 MOL WGT - 320.4 SODIUM P DECYL BENZENE SULFONATE									
		50	1.47 X10-2 W	CA	SPECFC CONDUCTNCE GRAPH	GERG	57012	T	3
COMPOUND NO = 51 MOL WGT - 348.4 SODIUM P DODECYL BENZENE SULFONATE									
		60	1.20 X10-3 W	CA	SPECFC CONDUCTNCE GRAPH	GERG	57012	T	3
COMPOUND NO = 66 MOL WGT - 232.2 SODIUM OCTYL 2 SULFATE									
		40.0	1.80 X10-1 M	BB	SPECFC CONDUCTNCE GRAPH	EVAN	56006	T	3
COMPOUND NO = 68 MOL WGT - 302.3 SODIUM TRIDECYL 2 SULFATE									
		40.0	6 50 X10-3 M	BB	SPECFC CONDUCTNCE GRAPH	EVAN	56006	T	3
COMPOUND NO = 72 MOL WGT - 274.3 SODIUM UNDECYL 3 SULFATE									
		40.0	2.89 X10-2 M	CB	SPECFC CONDUCTNCE GRAPH	EVAN	56006	T	3
COMPOUND NO = 73 MOL WGT - 316.4 SODIUM TETRADECYL 3 SULFATE									
		40.0	4.30 X10-3 M	CB	SPECFC CONDUCTNCE GRAPH	EVAN	56006	T	3
COMPOUND NO = 75 MOL WGT - 344.4 SODIUM HEXADECYL 4 SULFATE									
		40.0	1.72 X10-3 M	CB	SPECFC CONDUCTNCE GRAPH	EVAN	56006	T	3
COMPOUND NO = 78 MOL WGT - 330.4 SODIUM PENTADECYL 5 SULFATE									
		40.0	3.40 X10-3 M	CB	SPECFC CONDUCTNCE GRAPH	EVAN	56006	T	3

Concentration units: A—mol %; B—vol % solvent; C—mol % surfactant mixture; D—wt/vol %; E—% saturation; H—wt % solvent; I—mol % surfactant; K—normality counterions; M—molar; N—normal; P—wt %; Q—wt % surfactant; R—varied; S—mol/kg; T—wt % surfactant mixture; U—mol/(l or kg); W—molal; Y—atm. Details on page 222.

Table of Recommended and Selected Critical Micelle Concentrations — Continued

Additives	Temp. °C	CMC	Qual. Mat. Meth.	Method	Authors	Reference	Source	Evaluation
COMPOUND NO = 80 MOL WGT -	274.3	SODIUM UNDECYL 6 SULFATE						
	40.0 8.3 X10-2 M	CB SPECFC CONDUCTNCE GRAPH	EVAN	56006	T	3		
COMPOUND NO = 81 MOL WGT -	344.4	SODIUM HEXADECYL 6 SULFATE						
	40.0 2.35 X10-3 M	CB SPECFC CONDUCTNCE GRAPH	EVAN	56006	T	3		
COMPOUND NO = 83 MOL WGT -	302.3	SODIUM TRIDECYL 7 SULFATE						
	40.0 1.93 X10-2 M	CB SPECFC CONDUCTNCE GRAPH	EVAN	56006	T	3		
COMPOUND NO = 85 MOL WGT -	330.4	SODIUM PENTADECYL 8 SULFATE						
	40.0 6.65 X10-3 M	CB SPECFC CONDUCTNCE GRAPH	EVAN	56006	T	3		
COMPOUND NO = 86 MOL WGT -	344.4	SODIUM HEXADECYL 8 SULFATE						
	40.0 4.25 X10-3 M	CB SPECFC CONDUCTNCE GRAPH	EVAN	56006	T	3		
COMPOUND NO = 95 MOL WGT -	280.3	DECYL TRIMETHYL AMMONIUM BROMIDE						
5.00 E 2 Y PRESSURE	25	6.46 X10-2 W	BA SPECFC CONDUCTNCE GRAPH	TUDD ALEX	62035	T	2	
1.000E 3 Y PRESSURE	25	6.70 X10-2 W	BA SPECFC CONDUCTNCE GRAPH	TUDD ALEX	62035	T	3	
1.500E 3 Y PRESSURE	25	6.70 X10-2 W	BA SPECFC CONDUCTNCE GRAPH	TUDD ALEX	62035	T	3	
3.000E 3 Y PRESSURE	25	6.50 X10-2 W	BA SPECFC CONDUCTNCE GRAPH	TUDD ALEX	62035	T	3	
	25	5.56 X10-2 W	BA SPECFC CONDUCTNCE GRAPH	TUDD ALEX	62035	T	3	
COMPOUND NO = 97 MOL WGT -	308.4	DODECYL TRIMETHYL AMMONIUM BROMIDE						
	20	1.59 X10-2 M	BB INTERFACIAL TENSION LOGM	HAYD PHIL	58012	L	D	
	25	4.48 X10-1 D	BB TURBIDITY PLT LITE SCATR	ANAC JOHN	64017	K	D	
		1.452X10-2 M					M	
	25	1.44 X10-2 N	BA EQUIV CONDUCTNCE GRAPH	VOEK TART	55006	T	D	
	25	1.564X10-2 W	BA SPECFC CONDUCTNCE GRAPH	TUDD ALEX	62035	T	D	
	25	1.42 X10-2 M	BA EQUIV CONDUCTNCE GRAPH	BRUN HOLT	61016	T	D	
1. E-1 W PHENOL	25	4.62 X10-3 W	BA SPECFC CONDUCTNCE GRAPH	TUDD ALEX	62035	T	3	
1.00 E-1 M NA BR	25	1.38 X10-1 D	BB TURBIDITY PLT LITE SCATR	ANAC JOHN	64017	K	3	
		4.474X10-3 M					M	
5.02 E-1 M NA BR	25	6.2 X10-2 D	BB TURBIDITY PLT LITE SCATR	ANAC JOHN	64017	K	3	
		2.01 X10-3 M					M	
5.00 E 2 Y PRESSURE	25	1.61 X10-2 W	BA SPECFC CONDUCTNCE GRAPH	TUDD ALEX	62035	T	3	
1.000E 3 Y PRESSURE	25	1.616X10-2 W	BA SPECFC CONDUCTNCE GRAPH	TUDD ALEX	62035	T	3	
1.500E 3 Y PRESSURE	25	1.56 X10-2 W	BA SPECFC CONDUCTNCE GRAPH	TUDD ALEX	62035	T	3	
3.000E 3 Y PRESSURE	25	1.272X10-2 W	BA SPECFC CONDUCTNCE GRAPH	TUDD ALEX	62035	T	3	
5. E-1 M UREA	25	1.56 X10-2 M	BA EQUIV CONDUCTNCE GRAPH	BRUN HOLT	61016	T	3	
2.0 E 0 M UREA	25	2.04 X10-2 M	BA EQUIV CONDUCTNCE GRAPH	BRUN HOLT	61016	T	3	
6.0 E 0 M UREA	25	4.54 X10-2 M	BA EQUIV CONDUCTNCE GRAPH	BRUN HOLT	61016	T	3	
5.00 E 2 Y PRESSURE	25	5.00 X10-3 W	BA SPECFC CONDUCTNCE GRAPH	TUDD ALEX	62035	T	3	
1. E-1 W PHENOL								
1.000E 3 Y PRESSURE	25	5.03 X10-3 W	BA SPECFC CONDUCTNCE GRAPH	TUDD ALEX	62035	T	3	
1. E-1 W PHENOL								
1.500E 3 Y PRESSURE	25	4.88 X10-3 W	BA SPECFC CONDUCTNCE GRAPH	TUDD ALEX	62035	T	3	
1. E-1 W PHENOL								
3.000E 3 Y PRESSURE	25	3.88 X10-3 W	BA SPECFC CONDUCTNCE GRAPH	TUDD ALEX	62035	T	3	
1. E-1 W PHENOL								
COMPOUND NO = 99 MOL WGT -	364.5	HEXADECYL TRIMETHYLAMMONIUM BROMIDE						
	25	9.20 X10-4 W	BA SPECFC CONDUCTNCE GRAPH	CZER	66030	T	2	
	35	9.5 X10-4 M	BB EQUIV CONDUCTNCE GRAPH	HART COLL	36001	P	D	
	35	9.8 X10-4 M	BB SPECFC CONDUCTNCE GRAPH	HART COLL	36001	P	D	
	35	1.020X10-3 W	BA SPECFC CONDUCTNCE GRAPH	CZER	66030	T	D	
	45	1.155X10-3 W	BA SPECFC CONDUCTNCE GRAPH	CZER	66030	T	3	
	55	1.320X10-3 W	BA SPECFC CONDUCTNCE GRAPH	CZER	66030	T	3	
COMPOUND NO = 103 MOL WGT -	234.3	HEXYL /OXYETHYLENE/ 3 ALCOHOL						
HOMOGENEOUS HEAD GROUP								
	15	1.07 X10-3 M	BB SURFACE TENSION LOG PLOT	CORK GOOD	64003	T	3	
	25	1.00 X10-1 M	BB SURFACE TENSION LOG PLOT	CORK GOOD	64003	T	3	
	35	7.8 X10-2 M	BB SURFACE TENSION LOG PLOT	CORK GOOD	64003	T	3	

Concentration units: A—mol %; B—vol % solvent; C—mol % surfactant mixture; D—wt/vol %; E—% saturation; H—wt % solvent; I—mol % surfactant; K—normality

counterions; M—molar; N—normal; P—wt %; Q—wt % surfactant; R—varied; S—mol/kg; T—wt % surfactant mixture; U—mol/(l org); W—molal; Y—atm. Details on page 222.



Table of Recommended and Selected Critical Micelle Concentrations — Continued

Additives	Temp. °C	CMC	Qual. Mat. Meth.	Method	Authors	Reference	Source	Evaluation
COMPOUND NO = 104 MOL WGT -	262.4	OCTYL /OXYETHYLENE/ 3 ALCOHOL						
HOMOGENEOUS HEAD GROUP								
	15	9.3 X10-3 M	BB	SURFACE TENSION LOG PLOT	CORK GOOD	64003	T	3
	25	7.5 X10-3 M	BB	SURFACE TENSION LOG PLOT	CORK GOOD	64003	T	3
COMPOUND NO = 105 MOL WGT -	394.6	OCTYL /OXYETHYLENE/ 6 ALCOHOL						
HOMOGENEOUS HEAD GROUP								
	15	1.19 X10-2 M	BB	SURFACE TENSION LOG PLOT	CORK GOOD	64003	T	3
	25	9.9 X10-3 M	BB	SURFACE TENSION LOG PLOT	CORK GOOD	64003	T	3
	35	7.7 X10-3 M	BB	SURFACE TENSION LOG PLOT	CORK GOOD	64003	T	3
COMPOUND NO = 106 MOL WGT -	526.7	OCTYL /OXYETHYLENE/ 9 ALCOHOL						
HOMOGENEOUS HEAD GROUP								
	15	1.6 X10-2 M	BB	SURFACE TENSION LOG PLOT	CORK GOOD	64003	T	3
	25	1.3 X10-2 M	BB	SURFACE TENSION LOG PLOT	CORK GOOD	64003	T	3
	35	1.1 X10-2 M	BB	SURFACE TENSION LOG PLOT	CORK GOOD	64003	T	3
COMPOUND NO = 107 MOL WGT -	290.4	DECYL /OXYETHYLENE/ 3 ALCOHOL						
HOMOGENEOUS HEAD GROUP								
	15	7.3 X10-4 M	BB	SURFACE TENSION LOG PLOT	CORK GOOD	64003	T	3
	25	6.0 X10-4 M	BB	SURFACE TENSION LOG PLOT	CORK GOOD	64003	T	3
	35	5.6 X10-4 M	BB	SURFACE TENSION LOG PLOT	CORK GOOD	64003	T	3
COMPOUND NO = 108 MOL WGT -	422.6	DECYL /OXYETHYLENE/ 6 ALCOHOL						
HOMOGENEOUS HEAD GROUP								
	15	1.14 X10-3 M	BB	SURFACE TENSION LOG PLOT	CORK GOOD	64003	T	3
	25	9.0 X10-4 M	BB	SURFACE TENSION LOG PLOT	CORK GOOD	64003	T	3
	35	6.6 X10-4 M	BB	SURFACE TENSION LOG PLOT	CORK GOOD	64003	T	3
COMPOUND NO = 109 MOL WGT -	554.8	DECYL /OXYETHYLENE/ 9 ALCOHOL						
HOMOGENEOUS HEAD GROUP								
	15	1.4 X10-3 M	BB	SURFACE TENSION LOG PLOT	CORK GOOD	64003	T	3
	25	1.3 X10-3 M	BB	SURFACE TENSION LOG PLOT	CORK GOOD	64003	T	3
	35	1.1 X10-3 M	BB	SURFACE TENSION LOG PLOT	CORK GOOD	64003	T	3
COMPOUND NO = 110 MOL WGT -	450.7	DODECYL /OXYETHYLENE/ 6 ALCOHOL						
HOMOGENEOUS HEAD GROUP								
	15	1.08 X10-4 M	BB	SURFACE TENSION LOG PLOT	CORK GOOD	64003	T	3
	25	8.7 X10-5 M	BB	SURFACE TENSION LOG PLOT	CORK GOOD	64003	T	3
	35	7.2 X10-5 M	BB	SURFACE TENSION LOG PLOT	CORK GOOD	64003	T	3
COMPOUND NO = 111 MOL WGT -	272.3	LITHIUM DODECYL 1 SULFATE						
	25	8.77 X10-3 M	BA	EQUIV CONDUCTNCE GRAPH	MYSE PRIN	59002	TL	2
	25	8.93 X10-3 M	BA	SPECFC CONDUCTNCE GRAPH	MYSE PRIN	59002	TL	2
COMPOUND NO = 112 MOL WGT -	339.5	TETRAMETHYL AMMONIUM DODECYL 1 SULFATE						
	25	5.41 X10-3 M	BA	EQUIV CONDUCTNCE GRAPH	MYSE PRIN	59002	TL	2
	25	5.52 X10-3 M	BA	SPECFC CONDUCTNCE GRAPH	MYSE PRIN	59002	TL	2
COMPOUND NO = 179 MOL WGT -	272.3	SODIUM DODECANE 1-SULFONATE						
	25	9.8 X10-3 M	AB	SURFACE TENSION LOG PLOT	BUJA GODD	65007	L	3
	40	9.7 X10-3 M	AB	SURFACE TENSION LOG PLOT	BUJA GODD	65007	L	3
COMPOUND NO = 181 MOL WGT -	216.2	SODIUM OCTYL 1-SULFONATE						
	23	1.55 X10-1 N	CB	UNSPECIFIED CONDUCTANCE	TART LELO	55021	T	3
	25	1.55 X10-1 M	CC	REFRACTIVE INDEX	KLEV	48005	T	3
	40	1.62 X10-1 M	CC	REFRACTIVE INDEX	KLEV	48005	T	3
COMPOUND NO = 182 MOL WGT -	244.3	SODIUM DECYL 1-SULFONATE						
	30	1.066X10 0 D	BA	FOTOMTR SOLUBLZTN OROT	SCHO	66036	T	2
		4.363X10-2 M					M	
1.0 E-1 M NA CL	30	5.364X10-1 D	BA	FOTOMTR SOLUBLZTN OROT	SCHO	66036	T	2
		2.195X10-2 M					M	

Concentration units: A—mol %; B—vol % solvent; C—mol % surfactant mixture; D—wt/vol %; E—% saturation; H—wt % solvent; I—mol % surfactant; K—normality

counterions; M—molar; N—normal; P—wt %; Q—wt % surfactant; R—varied; S—mol/kg; T—wt % surfactant mixture; U—mol/(l or kg); W—molal; Y—atm. Details on page 222.

*Table of Recommended and Selected Critical Micelle Concentrations — Continued*

Additives			Temp. °C	CMC	Qual. Mat. Meth.	Method	Authors	Reference	Source	Evaluation
COMPOUND NO =	189	MOL WGT -	308.4	ALPHA SULFOMYRISTIC ACID						
			25	5.2 X10-3 M	CC	EQUIV CONDUCTNCE GRAPH	WEIL STIR	56008	K	3
COMPOUND NO =	203	MOL WGT -	235.8	DECYL TRIMETHYL AMMONIUM CHLORIDE						
			25	6.11 X10-2 M	BB	UNSPECIFIED CONDUCTANCE	HOYE MARM	61002	T	3
3.33 E 1 C	0041		25	1.96 X10-2 M	BB	UNSPEC SOLUBLZTN SDN 4	HOYE MARM	61002	T	3
COMPOUND NO =	208	MOL WGT -	294.4	P-T-OCTYL BENZENE /OXYETHYLENE/2 ALCOHOL						
		HOMOGENEOUS HEAD GROUP	25	1.32 X10-4 M	BC	SURFACE TENSION LOG PLOT	CR00 FORD	63017	GL	3
COMPOUND NO =	209	MOL WGT -	338.5	P-T-OCTYL BENZENE /OXYETHYLENE/3 ALCOHOL						
		HOMOGENEOUS HEAD GROUP	25	9.7 X10-5 M	BC	SURFACE TENSION LOG PLOT	CR00 FORD	63017	GL	3
COMPOUND NO =	210	MOL WGT -	382.5	P-T-OCTYL BENZENE /OXYETHYLENE/4 ALCOHOL						
		HOMOGENEOUS HEAD GROUP	25	1.25 X10-4 M	BC	SURFACE TENSION LOG PLOT	CR00 FORD	63017	GL	3
COMPOUND NO =	211	MOL WGT -	426.6	P-T-OCTYL BENZENE /OXYETHYLENE/5 ALCOHOL						
		HOMOGENEOUS HEAD GROUP	25	1.54 X10-4 M	BC	SURFACE TENSION LOG PLOT	CR00 FORD	63017	GL	3
COMPOUND NO =	212	MOL WGT -	470.7	P-T-OCTYL BENZENE /OXYETHYLENE/6 ALCOHOL						
		HOMOGENEOUS HEAD GROUP	25	2.05 X10-4 M	BC	SURFACE TENSION LOG PLOT	CR00 FORD	63017	GL	3
COMPOUND NO =	213	MOL WGT -	514.7	P-T-OCTYL BENZENE /OXYETHYLENE/7 ALCOHOL						
		HOMOGENEOUS HEAD GROUP	25	2.46 X10-4 M	BC	SURFACE TENSION LOG PLOT	CR00 FORD	63017	GL	3
COMPOUND NO =	214	MOL WGT -	558.8	P-T-OCTYL BENZENE /OXYETHYLENE/8 ALCOHOL						
		HOMOGENEOUS HEAD GROUP	25	2.80 X10-4 M	BC	SURFACE TENSION LOG PLOT	CR00 FORD	63017	GL	3
COMPOUND NO =	215	MOL WGT -	602.8	P-T-OCTYL BENZENE /OXYETHYLENE/9 ALCOHOL						
		HOMOGENEOUS HEAD GROUP	25	3.35 X10-4 M	BC	SURFACE TENSION LOG PLOT	CR00 FORD	63017	GL	3
COMPOUND NO =	216	MOL WGT -	646.9	P-T-OCTYL BENZENE /OXYETHYLENE/10 ALCOHOL						
		HOMOGENEOUS HEAD GROUP	25	3.35 X10-4 M	BC	SURFACE TENSION LOG PLOT	CR00 FORD	63017	GL	3
COMPOUND NO =	254	MOL WGT -	187.3	NONYL DIMETHYL AMINE OXIDE						
			25	5.4 X10-2 M	BC	HEAT OF DILUTION	BENJ	64016	L	3
COMPOUND NO =	255	MOL WGT -	354.6	POTASSIUM 9,10 DIHYDROXY STEARATE						
1. E-3 M	K OH		60	7.5 X10-3 M	BC	EQUIV CONDUCTNCE GRAPH	GREG TART	48012	T	3
COMPOUND NO =	258	MOL WGT -	360.3	SODIUM DI-N-AMYL SULFOSUCCINATE						
			25	5.3 X10-2 M	BC	SURFACE TENSION LOG PLOT	WILL DIXO	57009	AL	3
COMPOUND NO =	259	MOL WGT -	388.4	SODIUM DI-N-HEXYL SULFOSUCCINATE						
			25	1.24 X10-2 M	BC	SURFACE TENSION LOG PLOT	WILL DIXO	57009	TL	3
COMPOUND NO =	260	MOL WGT -	444.5	SODIUM DI-N-OCTYL SULFOSUCCINATE						
			25	6.8 X10-4 M	BC	SURFACE TENSION LOG PLOT	WILL DIXO	57009	TL	3

Concentration units: A—mol %; B—vol % solvent; C—mol % surfactant mixture; D—wt/vol %; E—% saturation; H—wt % solvent; I—mol % surfactant; K—normality

counterions; M—molar; N—normal; P—wt %; Q—wt % surfactant; R—varied; S—mol/kg; T—wt % surfactant mixture; U—mol/(l or kg); W—molar; Y—atm. Details on page 222.



Table of Recommended and Selected Critical Micelle Concentrations—Continued

Additives			Temp. °C	CMC	Qual. Mat. Meth.	Method	Authors	Reference	Source	Evaluation
COMPOUND NO =	262	MOL WGT -	444.5	SODIUM DI-2-ETHYL-HEXYL SULFOSUCCINATE						
			25	2.5 X10-3 M	BC	SURFACE TENSION LOG PLOT	WILL DIXO	57009	TL	3
COMPOUND NO =	270	MOL WGT -	348.1	OCTADECYL TRIMETHYLAMMONIUM CHLORIDE						
4.74 E 0 H	METHANOL		25	4.00 X10-4 M	BB	EQUIV CONDUCTNCE GRAPH	GRIE KRAU	48010	P	3
COMPOUND NO =	272	MOL WGT -	284.3	TRI-ISOPROPYL BENZENE SULFONIC ACID						
			50	5.5 X10-2 M	FB	EQUIV CONDUCTNCE GRAPH	SHUC LING	49004	T	3
COMPOUND NO =	273	MOL WGT -	222.3	SODIUM DODECANOATE						
1.1 E 1	PH OF SOLUTION		25	2.44 X10-2 M	DB	SPECFC CONDUCTNCE GRAPH	CAMP LAKS	65024	T	3
1.1 E 1	PH OF SOLUTION		24	2.3 X10-2 M	BC	SURFACE TENSION LOG PLOT	HARV	56018	T	3
			30	2.25 X10-2 M	BC	SPECFC CONDUCTNCE GRAPH	MARK TSIK	64051	T	3
COMPOUND NO =	274	MOL WGT -	340.0	HEXADECYL PYRIDINIUM CHLORIDE						
			25	9.0 X10-4 M	BB	FOTOMTR SOLUBLZTN AZBZ	HART	38001	P	3
			80	2.36 X10-3 M	BC	SPECFC CONDUCTNCE GRAPH	HART	36002	P	3
1.00 E 2 E	NITROBENZENE		25	5.8 X10-4 M	BA	EQUIV CONDUCTNCE GRAPH	GRIE KRAU	49018	T	3
COMPOUND NO =	278	MOL WGT -	283.9	DODECYL PYRIDINIUM CHLORIDE						
			25	1.47 X10-2 M	CC	TURBIDITY PLT LITE SCATR	FORD OTTE	66028	T	3
COMPOUND NO =	279	MOL WGT -	340.0	DODECYL BENZYL DIMETHYLAMMONIUM CHLORIDE						
5. E 2 Y	PRESSURE		25.0	7.8 X10-3 M	CB	SPECFC CONDUCTNCE GRAPH	OSUG SATO	65036	G	3
1. E 3 Y	PRESSURE		25.0	8.25 X10-3 M	CB	SPECFC CONDUCTNCE GRAPH	OSUG SATO	65036	G	3
2. E 3 Y	PRESSURE		25.0	8.5 X10-3 M	CB	SPECFC CONDUCTNCE GRAPH	OSUG SATO	65036	G	3
3. E 3 Y	PRESSURE		25.0	8.2 X10-3 M	CB	SPECFC CONDUCTNCE GRAPH	OSUG SATO	65036	G	3
4. E 3 Y	PRESSURE		25.0	7.5 X10-3 M	CB	SPECFC CONDUCTNCE GRAPH	OSUG SATO	65036	G	3
5. E 3 Y	PRESSURE		25.0	7.1 X10-3 M	CB	SPECFC CONDUCTNCE GRAPH	OSUG SATO	65036	G	3
			25.0	6.8 X10-3 M	CB	SPECFC CONDUCTNCE GRAPH	OSUG SATO	65036	G	3
COMPOUND NO =	287	MOL WGT -	365.6	OCTYL TRIMETHYLAMMONIUM OCTANE SULFONATE						
			25	2.016X10-2 M	CA	SPECFC CONDUCTNCE GRAPH	TART LING	43004	T	3
COMPOUND NO =	288	MOL WGT -	421.7	DECYL TRIMETHYLAMMONIUM DECANESULFONATE						
			25	1.36 X10-3 M	BC	METHOD NOT CITED	CORK GOOD	66014	T	3
			40	1.40 X10-3 M	CA	SPECFC CONDUCTNCE GRAPH	TART LING	43004	P	3
COMPOUND NO =	290	MOL WGT -	328.3	DODECYL PYRIDINIUM BROMIDE						
			5	1.15 X10-2 W	BA	SPECFC CONDUCTNCE GRAPH	ADDE TAYL	64050	T	3
			10	1.12 X10-2 W	BA	SPECFC CONDUCTNCE GRAPH	ADDE TAYL	64050	T	2
			15	1.10 X10-2 W	BA	SPECFC CONDUCTNCE GRAPH	ADDE TAYL	64050	T	2
			20	1.12 X10-2 W	BA	SPECFC CONDUCTNCE GRAPH	ADDE TAYL	64050	T	2
			25	1.14 X10-2 W	BA	SPECFC CONDUCTNCE GRAPH	ADDE TAYL	64050	T	1
			25	1.13 X10-2 M	CA	SPECFC CONDUCTNCE GRAPH	BENT SPAR	66038	T	1
			30	1.18 X10-2 W	BA	SPECFC CONDUCTNCE GRAPH	ADDE TAYL	64050	T	2
			35	1.22 X10-2 W	BA	SPECFC CONDUCTNCE GRAPH	ADDE TAYL	64050	T	2
			40	1.28 X10-2 W	BA	SPECFC CONDUCTNCE GRAPH	ADDE TAYL	64050	T	3
			45	1.35 X10-2 W	BA	SPECFC CONDUCTNCE GRAPH	ADDE TAYL	64050	T	3
			50	1.40 X10-2 W	BA	SPECFC CONDUCTNCE GRAPH	ADDE TAYL	64050	T	3
			55	1.48 X10-2 W	BA	SPECFC CONDUCTNCE GRAPH	ADDE TAYL	64050	T	3
			60	1.54 X10-2 W	BA	SPECFC CONDUCTNCE GRAPH	ADDE TAYL	64050	T	3
			65	1.63 X10-2 W	BA	SPECFC CONDUCTNCE GRAPH	ADDE TAYL	64050	T	3
			70	1.72 X10-2 W	BA	SPECFC CONDUCTNCE GRAPH	ADDE TAYL	64050	T	3
2. E-2 M	K BR		25	7.32 X10-3 M	CC	TURBIDITY PLT LITE SCATR	FORD OTTE	66028	T	3
4. E-2 M	K BR		25	4.88 X10-3 M	CC	TURBIDITY PLT LITE SCATR	FORD OTTE	66028	T	3
6. E-2 M	K BR		25	3.96 X10-3 M	CC	TURBIDITY PLT LITE SCATR	FORD OTTE	66028	T	3
8. E-2 M	K BR		25	3.36 X10-3 M	CC	TURBIDITY PLT LITE SCATR	FORD OTTE	66028	T	3
6. E-2 M	LI BR		25	3.96 X10-3 M	CC	TURBIDITY PLT LITE SCATR	FORD OTTE	66028	T	3
6. E-2 M	RB BR		25	3.35 X10-3 M	CC	TURBIDITY PLT LITE SCATR	FORD OTTE	66028	T	3
COMPOUND NO =	295	MOL WGT -	246.2	SODIUM NONYL 1-SULFATE						
			21	1.59 X10 0 D	BB	TURBIDITY PLT LITE SCATR	HUIS	64047	T	3
				6.458X10-2 M						
3. E-2 M	NA CL		21	1.30 X10 0 D	BB	TURBIDITY PLT LITE SCATR	HUIS	64047	T	3
				5.280X10-2 M						
1. E-1 M	NA CL		21	1.00 X10 0 D	BB	TURBIDITY PLT LITE SCATR	HUIS	64047	T	3
				4.061X10-2 M						

Concentration units: A—mol %; B—vol % solvent; C—mol % surfactant mixture; D—wt/vol %; E—% saturation; H—wt % solvent; I—mol % surfactant; K—normality

counterions; M—molar; N—normal; P—wt %; Q—wt % surfactant; R—varied; S—mol/kg; T—wt % surfactant mixture; U—mol/(l or kg); W—molar; Y—atm. Details on page 222.

*Table of Recommended and Selected Critical Micelle Concentrations — Continued*

Additives			Temp. °C	CMC		Qual. Mat. Meth.	Method	Authors	Reference	Source	Evaluation
3.	E-1 M	NA CL	21	6.3	X10-1 D	BB	TURBIDITY PLT LITE SCATR	HUIS	64047	T	3
				2.55	X10-2 M					M	
COMPOUND NO = 298 MOL WGT -			250.3	SODIUM TETRADECANOATE							
			25	6.9	X10-3 M	DB	SPECFC CONDUCTNCE GRAPH	CAMP LAKS	65024	T	3
			35	6.95	X10-3 M	DB	SPECFC CONDUCTNCE GRAPH	CAMP LAKS	65024	T	3
COMPOUND NO = 299 MOL WGT -			194.2	SODIUM DECANOATE							
			25	9.40	X10-2 M	DB	SPECFC CONDUCTNCE GRAPH	CAMP LAKS	65024	T	3
			35	9.80	X10-2 M	DB	SPECFC CONDUCTNCE GRAPH	CAMP LAKS	65024	T	3
COMPOUND NO = 301 MOL WGT -			348.4	SODIUM 3-N-DODECYL BENZENE SULFONATE							
			25	1.46	X10-3 M	FA	SPECFC CONDUCTNCE GRAPH	LUDL	56005	T	3
COMPOUND NO = 302 MOL WGT -			348.4	SODIUM 4-N-DODECYL BENZENE SULFONATE							
			25	1.59	X10-3 M	FA	SPECFC CONDUCTNCE GRAPH	LUDL	56005	T	3
COMPOUND NO = 311 MOL WGT -			274.3	SODIUM UNDECYL 1-SULFATE							
			21	4.4	X10-1 D	BB	TURBIDITY PLT LITE SCATR	HUIS	64047	T	3
				1.60	X10-2 M					M	
3.	E-2 M	NA CL	21	2.65	X10-1 D	BB	TURBIDITY PLT LITE SCATR	HUIS	64047	T	3
				9.660	X10-3 M					M	
1.	E-1 M	NA CL	21	1.49	X10-1 D	BB	TURBIDITY PLT LITE SCATR	HUIS	64047	T	3
				5.432	X10-3 M					M	
3.	E-1 M	NA CL	21	8.5	X10-2 D	BC	TURBIDITY PLT LITE SCATR	HUIS	64047	T	3
				3.09	X10-3 M					M	
COMPOUND NO = 330 MOL WGT -			550.9	HEXADECYL/OXYETHYLENE/7 ALCOHOL							
				HOMOGENEOUS HEAD GROUP							
			25	1.74	X10-6 M	BC	SURFACE TENSION LOG PLOT	ELWO MACF	62027	T	3
COMPOUND NO = 331 MOL WGT -			639.0	HEXADECYL/OXYETHYLENE/9 ALCOHOL							
				HOMOGENEOUS HEAD GROUP							
			25	2.09	X10-6 M	BC	SURFACE TENSION LOG PLOT	ELWO MACF	62027	T	3
COMPOUND NO = 332 MOL WGT -			771.2	HEXADECYL/OXYETHYLENE/12 ALCOHOL							
				HOMOGENEOUS HEAD GROUP							
			25	2.34	X10-6 M	BC	SURFACE TENSION LOG PLOT	ELWO MACF	62027	T	3
COMPOUND NO = 333 MOL WGT -			903.4	HEXADECYL/OXYETHYLENE/15 ALCOHOL							
				HOMOGENEOUS HEAD GROUP							
			25	3.09	X10-6 M	BC	SURFACE TENSION LOG PLOT	ELWO MACF	62027	T	3
COMPOUND NO = 334 MOL WGT -			1,167.8	HEXADECYL/OXYETHYLENE/21 ALCOHOL							
				HOMOGENEOUS HEAD GROUP							
			25	3.89	X10-6 M	BC	SURFACE TENSION LOG PLOT	ELWO MACF	62027	T	3
COMPOUND NO = 340 MOL WGT -			410.8	MAGNESIUM OCTANE SULFONATE							
			23	1.10	X10-1 N	CB	UNSPECIFIED CONDUCTANCE	TART LELO	55021	T	3
COMPOUND NO = 341 MOL WGT -			466.9	MAGNESIUM DECANE SULFONATE							
			60	2.0	X10-2 N	CC	SPECFC CONDUCTNCE GRAPH	LELO TART	51003	L	3
COMPOUND NO = 342 MOL WGT -			523.1	MAGNESIUM DODECANE SULFONATE							
			60	3.6	X10-3 N	CB	SPECFC CONDUCTNCE GRAPH	LELO TART	51003	L	3
COMPOUND NO = 346 MOL WGT -			437.8	DECYL TRIMETHYLAMMONIUM DECYL SULFATE							
			25	4.6	X10-4 M	BB	SURFACE TENSION LOG PLOT	CORK GOOD	63014	L	3
1.00 E 2 I		NA BR	25	4.6	X10-4 M	BB	SURFACE TENSION LOG PLOT	CORK GOOD	63014	L	3

Concentration units: A—mol %; B—vol % solvent; C—mol % surfactant mixture; D—wt/vol %; E—% saturation; H—wt % solvent; I—mol % surfactant; K—normality

counterions; M—molar; N—normal; P—wt %; Q—wt % surfactant; R—varied; S—mol/kg; T—wt % surfactant mixture; U—mol/(l or kg); W—molal; Y—atm. Details on page 222.



Table of Recommended and Selected Critical Micelle Concentrations—Continued

Additives	Temp. °C	CMC	Qual. Mat. Meth.	Method	Authors	Reference	Source	Evaluation
COMPOUND NO = 347 MOL WGT - 1.00 E 2 I NA BR	381.6 25	OCTYL 7.5 X10-3 M	TRIMETHYLLAMMONIUM BB	OCTYL SULFATE SURFACE TENSION LOG PLOT	CORK GOOD	65005	T	3
COMPOUND NO = 348 MOL WGT - N-OXIDE /C7F15CH2N/CH3/20/	443.2 25	NN-DIMETHYL 4.7 X10-4 M	1-1-DIHYDROPENTADECYL BB	AMINE SURFACE TENSION LOG PLOT	CORK GOOD	65005	T	3
COMPOUND NO = 353 MOL WGT - 1.78 E-1 M K CL 2.65 E-1 M K CL	393.7 RM 5.75 25 5.67 RM 5.67	OCTYL X10-3 M X10-3 M X10-3 M	TRIMETHYLLAMMONIUM BB BB BB	DECANE DEBYE PLT LIGHT SCATTER DEBYE PLT LIGHT SCATTER DEBYE PLT LIGHT SCATTER	SULFONATE ANAC ANAC ANAC	53002 53002 53002	T T T	3 3 3
COMPOUND NO = 376 MOL WGT -	375.4 24.9 25 25	DODECYL 5.26 X10-3 M 5.60 X10-3 M 5.70 X10-3 M	PYRIDINIUM CB DC CB	IODIDE MICELLAR SPECTRAL CHANGE TURBIDITY PLT LITE SCATR SURFACE TENSION UNSPEC	MUKE RAY PARR FORD OTTE	66006 60015 66028	T T T	3 3 3
COMPOUND NO = 380 MOL WGT - HOMOGENEOUS HEAD GROUP	278.4 20	HEXYL/OXYETHYLENE/4 9.0 X10-2 M	ALCOHOL BB	REFRACTIVE INDEX	DONB JAN	63021	T	3
COMPOUND NO = 381 MOL WGT - HOMOGENEOUS HEAD GROUP	322.5 20	HEXYL/OXYETHYLENE/5 9.25 X10-2 M	ALCOHOL BB	REFRACTIVE INDEX	DONB JAN	63021	T	3
COMPOUND NO = 385 MOL WGT -	437.8 25	OCTYL 4.3 X10-4 M	TRIMETHYLLAMMONIUM BC	DODECYL METHOD NOT CITED	SULFATE CORK GOOD	66014	T	3
COMPOUND NO = 393 MOL WGT - HOMOGENEOUS HEAD GROUP	338.5 20 30	BUTYL/OXYETHYLENE/6 7.96 X10-1 M 7.60 X10-1 M	ALCOHOL BC BC	REFRACTIVE INDEX SURFACE TENSION LOG PLOT SURFACE TENSION LOG PLOT	DONB JAN	63021	T	3
COMPOUND NO = 394 MOL WGT - HOMOGENEOUS HEAD GROUP	338.5 20 30	I-METHYL PROPYL 9.1 X10-1 M 8.8 X10-1 M	ALCOHOL BC BC	REFRACTIVE INDEX SURFACE TENSION LOG PLOT SURFACE TENSION LOG PLOT	DONB JAN	63021	T	3
COMPOUND NO = 395 MOL WGT - HOMOGENEOUS HEAD GROUP	366.6 20 30	2-ETHYL BUTYL 1.00 X10-1 M 9.3 X10-2 M	ALCOHOL BC BC	REFRACTIVE INDEX SURFACE TENSION LOG PLOT SURFACE TENSION LOG PLOT	DONB JAN	63021	T	3
COMPOUND NO = 396 MOL WGT - HOMOGENEOUS HEAD GROUP	394.6 20 30	2-PROPYL PENTYL 2.30 X10-2 M 2.0 X10-2 M	ALCOHOL BC BC	REFRACTIVE INDEX SURFACE TENSION LOG PLOT SURFACE TENSION LOG PLOT	DONB JAN	63021	T	3
COMPOUND NO = 397 MOL WGT - HOMOGENEOUS HEAD GROUP	422.7 20 25	2-BUTYL HEXYL 3.10 X10-3 M 2.84 X10-3 M	ALCOHOL BC BC	REFRACTIVE INDEX SURFACE TENSION LOG PLOT SURFACE TENSION LOG PLOT	DONB JAN	63021	T	3
COMPOUND NO = 398 MOL WGT - HOMOGENEOUS HEAD GROUP	554.9 20 30	2-BUTYL HEXYL 3.20 X10-3 M 2.79 X10-3 M	ALCOHOL BC BC	REFRACTIVE INDEX SURFACE TENSION LOG PLOT SURFACE TENSION LOG PLOT	DONB JAN	63021	T	3

Concentration units: A—mol %; B—vol % solvent; C—mol % surfactant mixture; D—wt/vol %; E—% saturation; H—wt % solvent; I—mol % surfactant; K—normality

counterions; M—molar; N—normal; P—wt %; Q—wt % surfactant; R—varied; S—mol/kg; T—wt % surfactant mixture; U—mol/(l or kg); W—molal; Y—atm. Details on page 222.

Table of Recommended and Selected Critical Micelle Concentrations—Continued

Additives	Temp. °C	CMC	Qual. Mat. Meth.	Method	Authors	Reference	Source	Evaluation
COMPOUND NO = 416 MOL WGT -	314.1	PERFLUORO HEXANOIC ACID						
	0	1.09 X10-1 M	BC	EQUIV CONDUCTNCE GRAPH	KLEV VERG	57017	P	3
	18	1.06 X10-1 M	BC	EQUIV CONDUCTNCE GRAPH	KLEV VERG	57017	P	3
COMPOUND NO = 417 MOL WGT -	414.1	PERFLUORO OCTANOIC ACID						
	18	9.8 X10-3 M	BB	EQUIV CONDUCTNCE GRAPH	KLEV VERG	57017	P	3
	35	9.3 X10-3 M	BB	EQUIV CONDUCTNCE GRAPH	KLEV VERG	57017	P	3
	45	1.02 X10-2 M	BB	EQUIV CONDUCTNCE GRAPH	KLEV VERG	57017	P	3
COMPOUND NO = 423 MOL WGT -	174.3	OCTYL/OXYETHYLENE/1 ALCOHOL--OCTYL GLYCOL ETHER						
HOMOGENEOUS HEAD GROUP								
	25	4.9 X10-3 M	BC	SURFACE TENSION LOG PLOT	SHIN YAMA	59013	T	3
COMPOUND NO = 424 MOL WGT -	204.3	OCTYL ALPHA-GLYCERYL ETHER						
	25	5.8 X10-3 M	BC	SURFACE TENSION LOG PLOT	SHIN YAMA	59013	T	3
COMPOUND NO = 427 MOL WGT -	384.5	HEXADECYL PYRIDINIUM BROMIDE						
	25	5.81 X10-4 M	BA	EQUIV CONDUCTNCE GRAPH	EVER KRAU	48028	P	2
	35	7.5 X10-4 M	BB	EQUIV CONDUCTNCE GRAPH	HART COLL	36001	T	3
	35	7.7 X10-4 M	BB	SPECFC CONDUCTNCE GRAPH	HART COLL	36001	P	3
6.4 E 0 H	25	7.51 X10-4 M	BC	EQUIV CONDUCTNCE GRAPH	EVER KRAU	48028	P	3
1.470E 1 H	25	1.18 X10-3 M	BA	EQUIV CONDUCTNCE GRAPH	EVER KRAU	48028	P	2
1.991E 1 H	25	1.69 X10-3 M	BA	EQUIV CONDUCTNCE GRAPH	EVER KRAU	48028	P	2
2.602E 1 H	25	2.81 X10-3 M	BB	EQUIV CONDUCTNCE GRAPH	EVER KRAU	48028	P	3
3.520E 1 H	25	6.01 X10-3 M	BA	EQUIV CONDUCTNCE GRAPH	EVER KRAU	48028	P	2
COMPOUND NO = 449 MOL WGT -	235.9	DODECYLMETHYL AMMONIUM CHLORIDE						
	30	1.46 X10-2 M	BC	EQUIV CONDUCTNCE GRAPH	RALS BROO	49013	T	3
COMPOUND NO = 450 MOL WGT -	249.9	DODECYLDIMETHYL AMMONIUM CHLORIDE						
	30	1.61 X10-2 M	BC	EQUIV CONDUCTNCE GRAPH	RALS BROO	49013	T	3
COMPOUND NO = 456 MOL WGT -	452.2	POTASSIUM PERFLUORO OCTANOATE						
	25	2.88 X10-2 W	BB	UNSPECIFIED CONDUCTANCE	SHIN KATS	64011	T	3
	30	2.74 X10-2 W	BB	UNSPECIFIED CONDUCTANCE	SHIN KATS	64011	T	3
	40	2.65 X10-2 W	BB	UNSPECIFIED CONDUCTANCE	SHIN KATS	64011	T	3
	55	2.76 X10-2 W	BB	UNSPECIFIED CONDUCTANCE	SHIN KATS	64011	T	3
	70	3.07 X10-2 W	BB	UNSPECIFIED CONDUCTANCE	SHIN KATS	64011	T	3
	85	3.54 X10-2 W	BB	UNSPECIFIED CONDUCTANCE	SHIN KATS	64011	T	3
9.4 E-3 W	30	2.43 X10-2 W	BB	UNSPECIFIED CONDUCTANCE	SHIN KATS	64011	L	3
1.82 E-2 W	30	2.22 X10-2 W	BB	UNSPECIFIED CONDUCTANCE	SHIN KATS	64011	L	3
2.96 E-2 W	30	2.01 X10-2 W	BB	UNSPECIFIED CONDUCTANCE	SHIN KATS	64011	L	3
8.3 E-3 W	40	2.40 X10-2 W	BB	UNSPECIFIED CONDUCTANCE	SHIN KATS	64011	L	3
2.39 E-2 W	40	2.07 X10-2 W	BB	UNSPECIFIED CONDUCTANCE	SHIN KATS	64011	L	3
4.08 E-2 W	40	1.79 X10-2 W	BB	UNSPECIFIED CONDUCTANCE	SHIN KATS	64011	L	3
7.31 E-2 W	40	1.46 X10-2 W	BB	UNSPECIFIED CONDUCTANCE	SHIN KATS	64011	L	3
1.13 E-2 W	55	2.42 X10-2 W	BB	UNSPECIFIED CONDUCTANCE	SHIN KATS	64011	L	3
2.30 E-2 W	55	2.17 X10-2 W	BB	UNSPECIFIED CONDUCTANCE	SHIN KATS	64011	L	3
3.54 E-2 W	55	1.93 X10-2 W	BB	UNSPECIFIED CONDUCTANCE	SHIN KATS	64011	L	3
4.65 E-2 W	55	1.82 X10-2 W	BB	UNSPECIFIED CONDUCTANCE	SHIN KATS	64011	L	3
6.01 E-2 W	55	1.65 X10-2 W	BB	UNSPECIFIED CONDUCTANCE	SHIN KATS	64011	L	3
7.77 E-2 W	55	1.49 X10-2 W	BB	UNSPECIFIED CONDUCTANCE	SHIN KATS	64011	L	3
1.28 E-2 W	70	2.75 X10-2 W	BB	UNSPECIFIED CONDUCTANCE	SHIN KATS	64011	L	3
3.77 E-2 W	70	2.22 X10-2 W	BB	UNSPECIFIED CONDUCTANCE	SHIN KATS	64011	L	3
8.22 E-2 W	70	1.82 X10-2 W	BB	UNSPECIFIED CONDUCTANCE	SHIN KATS	64011	L	3
4.65 E-2 W	85	2.59 X10-2 W	BB	UNSPECIFIED CONDUCTANCE	SHIN KATS	64011	L	3
7.71 E-2 W	85	2.27 X10-2 W	BB	UNSPECIFIED CONDUCTANCE	SHIN KATS	64011	L	3
COMPOUND NO = 458 MOL WGT -	347.3	DECYL PYRIDINIUM IODIDE						
	RM	2.25 X10-2 M	CB	MICELLAR SPECTRAL CHANGE	HARK KRIZ	51010	T	3
COMPOUND NO = 482 MOL WGT -	248.4	DODECYL AMMONIUM NITRATE						
	30	9.9 X10-3 M	BC	EQUIV CONDUCTNCE GRAPH	RALS EGGE	49008	K	3
COMPOUND NO = 483 MOL WGT -	306.0	DIOCTYL DIMETHYL AMMONIUM CHLORIDE						
	30	2.83 X10-2 M	BB	EQUIV CONDUCTNCE GRAPH	RALS EGGE	48014	K	3

Concentration units: A—mol %; B—vol % solvent; C—mol % surfactant mixture; D—wt/vol %; E—% saturation; H—wt % solvent; I—mol % surfactant; K—normality

counterions; M—molar; N—normal; P—wt %; Q—wt % surfactant; R—varied; S—mol/kg; T—wt % surfactant mixture; U—mol/(l or kg); W—molal; Y—atm. Details on page 222.



*Table of Recommended and Selected Critical Micelle Concentrations — Continued*

Additives	Temp. °C	CMC	Qual. Mat. Meth.	Method	Authors	Reference	Source	Evaluation
COMPOUND NO = 491 MOL WGT -	356.5	DODECYL TROPYLIUM BISULFATE						
7.8 E 1 H H2 S04	25	2.2 X10-3 M	BC	SURFACE TENSION LOG PLOT	ABUH MYSE	65019	T	3
9.6 E 1 H H2 S04	25	1.25 X10-2 M	BC	SURFACE TENSION LOG PLOT	ABUH MYSE	65019	T	3
9.6 E 1 H H2 S04	25	5.4 X10-3 M	BC	SURFACE TENSION LOG PLOT	ABUH MYSE	65019	T	3
9. E-1 M NA2 S04								
COMPOUND NO = 493 MOL WGT -	306.4	SODIUM P-NONYL BENZENE SULFONATE						
	20	4.6 X10-3 M	BB	SURFACE TENSION LOG PLOT	HARR	59001	L	3
COMPOUND NO = 500 MOL WGT -	354.0	DODECYL TRI/2-HYDROXYETHYL/AMMONIUM CHLORIDE						
	30	1.38 X10-2 M	BB	EQUIV CONDUCTNCE GRAPH	RALS EGGE	49009	K	3
COMPOUND NO = 525 MOL WGT -	316.4	SODIUM TETRADECYL 6-SULFATE						
	60	9.80 X10-3 M		UNSPECIFIED CONDUCTANCE	WINS	48008	L	3
COMPOUND NO = 528 MOL WGT -	358.9	DODECYL TROPYLIUM PERCHLORATE						
7.0 E 1 H H CL04	25	8.6 X10-4 M	BC	SURFACE TENSION LOG PLOT	ABUH MYSE	65019	T	3
	30	1.25 X10-3 M	BB	UNSPECIFIED CONDUCTANCE	SATA IWAM	63034	T	3
COMPOUND NO = 568 MOL WGT -	555.1	MAGNESIUM DODECYL SULFATE						
	30	1.25 X10-3 M	BB	UNSPECIFIED CONDUCTANCE	SATA IWAM	63034	T	3
COMPOUND NO = 572 MOL WGT -	589.7	COBALTOUS DODECYL SULFATE						
	30	1.23 X10-3 M	BB	UNSPECIFIED CONDUCTANCE	SATA IWAM	63034	T	3
COMPOUND NO = 573 MOL WGT -	594.3	CUPRIC DODECYL SULFATE						
	30	1.20 X10-3 M	BB	UNSPECIFIED CONDUCTANCE	SATA IWAM	63034	T	3
COMPOUND NO = 575 MOL WGT -	589.5	NICKEL DODECYL SULFATE						
	30	1.24 X10-3 M	BB	UNSPECIFIED CONDUCTANCE	SATA IWAM	63034	T	3
COMPOUND NO = 587 MOL WGT -	307.5	DECYL DIMETHYLAMMONIOPROPANE SULFONATE						
	30	1.20 X10 0 D	BB	TURBIDITY PLT LITE SCATR	HERR	66013	T	3
		3.902X10-2 M					M	
COMPOUND NO = 588 MOL WGT -	335.6	DODECYL DIMETHYLAMMONIOPROPANE SULFONATE						
2. E-1 M NA CL	30	1.2 X10-1 D	BC	TURBIDITY PLT LITE SCATR	HERR	66013	T	3
	30	1.0 X10-1 D	BC	METHOD NOT CITED	HERR	66013	G	3
		2.97 X10-3 M					M	
1. E 0 M NA CL	30	5.8 X10-2 D	BC	METHOD NOT CITED	HERR	66013	G	3
		1.72 X10-3 M					M	
COMPOUND NO = 590 MOL WGT -	299.6	DODECYL DIMETHYLAMMONIOPROPANE CARBOXYLATE						
	30	1.6 X10-1 D	BC	TURBIDITY PLT LITE SCATR	HERR	66013	T	3
		5.34 X10-3 M					M	
COMFOUND NO = 591 MOL WGT -	352.5	DODECYL DIMETHYLPHOSPHONIOPROPANE SULFONATE						
	30	8.5 X10-2 D	BC	TURBIDITY PLT LITE SCATR	HERR	66013	T	3
		2.41 X10-3 M					M	
COMPOUND NO = 593 MOL WGT -	351.6	DIMETHYL DODECYLAMMONIOPROPANE HYDROXY SULFONATE						
	30	7.0 X10-2 D	BC	METHOD NOT CITED	HERR	66013	T	3
		1.99 X10-3 M					M	
COMPOUND NO = 594 MOL WGT -	391.7	DODECYL DIPROPYL AMMONIOPROPANE SULFONATE						
	30	7.0 X10-2 D	BC	METHOD NOT CITED	HERR	66013	T	3
		1.78 X10-3 M					M	
COMPOUND NO = 634 MOL WGT -	304.5	POTASSIUM DODECYL SULFATE						
	40	7.8 X10-3 M	CB	SPECFC CONDUCTNCE GRAPH	MEGU KOND	56020	T	3
COMPOUND NO = 640 MOL WGT -	325.5	HEXYL TRIMETHYLAMMONIUM HEXANE SULFATE						
	25	1.1 X10-1 M	BC	METHOD NOT CITED	CORK GOOD	66014	T	3
COMPOUND NO = 641 MOL WGT -	353.6	HEXYL TRIMETHYLAMMONIUM OCTANE SULFATE						
1.00 E 2 I NA BR	25	2.7 X10-2 M	BC	METHOD NOT CITED	CORK GOOD	66014	T	3

Concentration units: A—mol %; B—vol % solvent; C—mol % surfactant mixture; D—wt/vol %; E—% saturation; H—wt % solvent; I—mol % surfactant; K—normality

counterions; M—molar; N—normal; P—wt %; Q—wt % surfactant; R—varied; S—mol/kg; T—wt % surfactant mixture; U—mol/(l or kg); W—molal; Y—atm. Details on page 222.

Table of Recommended and Selected Critical Micelle Concentrations—Continued

Additives	Temp. °C	CMC	Qual. Mat. Meth.	Method	Authors	Reference	Source	Evaluation
COMPOUND NO = 642 MOL WGT -	409.7	OCTYL TRIMETHYLAMMONIUM DECANES SULFATE						
25 1.9 X10-3 M	BC	METHOD NOT CITED	CORK GOOD	66014	T	3		
COMPOUND NO = 643 MOL WGT -	437.8	DODECYL TRIMETHYLAMMONIUM OCTANE SULFATE						
1.00 E 2 I NA BR	25 4.5 X10-4 M	BC	METHOD NOT CITED	CORK GOOD	66014	T	3	
COMPOUND NO = 654 MOL WGT -	374.7	OCTADECYL TRIMETHYLAMMONIUM NITRATE						
5.01 E 0 H METHANOL	25 1.76 X10-4 M	BA	EQUIV CONDUCTNCE GRAPH	EVER KRAU	48028	P	2	
1.227E 1 H METHANOL	25 3.28 X10-4 M	BB	EQUIV CONDUCTNCE GRAPH	EVER KRAU	48028	P	3	
1.508E 1 H METHANOL	25 4.37 X10-4 M	BB	EQUIV CONDUCTNCE GRAPH	EVER KRAU	48028	P	3	
1.985E 1 H METHANOL	25 5.93 X10-4 M	BA	EQUIV CONDUCTNCE GRAPH	EVER KRAU	48028	P	2	
2.589E 1 H METHANOL	25 1.10 X10-3 M	BA	EQUIV CONDUCTNCE GRAPH	EVER KRAU	48028	P	2	
3.463E 1 H METHANOL	25 3.03 X10-3 M	BB	EQUIV CONDUCTNCE GRAPH	EVER KRAU	48028	P	3	
COMPOUND NO = 655 MOL WGT -	368.1	OCTADECYL PYRIDINIUM CHLORIDE						
25 2.40 X10-4 M	BB	EQUIV CONDUCTNCE GRAPH	EVER KRAU	48028	P	3		
COMPOUND NO = 656 MOL WGT -	394.7	OCTADECYL PYRIDINIUM NITRATE						
2.0 E 1 H METHANOL	25 1.28 X10-4 M	BB	EQUIV CONDUCTNCE GRAPH	EVER KRAU	48028	T	3	
	25 5.76 X10-4 M	BB	EQUIV CONDUCTNCE GRAPH	EVER KRAU	48028	P	3	
COMPOUND NO = 657 MOL WGT -	412.6	OCTADECYL PYRIDINIUM BROMIDE						
2.0 E 1 H METHANOL	25 6.10 X10-4 M	BB	EQUIV CONDUCTNCE GRAPH	EVER KRAU	48028	P	3	
COMPOUND NO = 658 MOL WGT -	440.6	OCTADECYL TRIMETHYLAMMONIUM BROMATE						
25 3.31 X10-4 M	BB	EQUIV CONDUCTNCE GRAPH	GRIE KRAU	48010	P	3		
COMPOUND NO = 659 MOL WGT -	357.7	OCTADECYL TRIMETHYLAMMONIUM FORMATE						
25 4.4 X10-4 M	BC	EQUIV CONDUCTNCE GRAPH	GRIE KRAU	48010	T	3		
COMPOUND NO = 662 MOL WGT -	482.7	OCTADECYL TRIETHYLAMMONIUM BROMATE						
25 2.5 X10-4 M	BC	EQUIV CONDUCTNCE GRAPH	MCDO KRAU	51009	T	3		
COMPOUND NO = 667 MOL WGT -	713.4	OCTADECYL TRIMETHYLAMMONIUM OXALATE						
9.91 E 0 H ACETONE	25 1.61 X10-4 M	BB	EQUIV CONDUCTNCE GRAPH	YOUN GRIE	49017	P	3	
1.39 E 1 H ACETONE	25 2.56 X10-4 M	BB	EQUIV CONDUCTNCE GRAPH	YOUN GRIE	49017	P	3	
2.07 E 1 H ACETONE	25 6.50 X10-4 M	BB	EQUIV CONDUCTNCE GRAPH	YOUN GRIE	49017	P	3	
2.88 E 1 H ACETONE	25 1.94 X10-3 M	BC	EQUIV CONDUCTNCE GRAPH	YOUN GRIE	49017	P	3	
2.07 E 1 H METHANOL	25 2.50 X10-4 M	BB	EQUIV CONDUCTNCE GRAPH	YOUN GRIE	49017	P	3	
3.02 E 1 H METHANOL	25 6.25 X10-4 M	BB	EQUIV CONDUCTNCE GRAPH	YOUN GRIE	49017	P	3	
4.01 E 1 H METHANOL	25 2.20 X10-3 M	BC	EQUIV CONDUCTNCE GRAPH	YOUN GRIE	49017	P	3	
COMPOUND NO = 668 MOL WGT -	292.5	DIPOTASSIUM OCTYL MALONATE						
20 3.0 X10-1 M	BC	SURFACE TENSION UNSPEC	SHIN	55007	T	3		
COMPOUND NO = 670 MOL WGT -	348.6	DIPOTASSIUM DODECYL MALONATE						
25 5.0 X10-2 M	BB	FOTOMTR SOLUBLZTN 2NPA	SHIN	55007	T	3		
COMPOUND NO = 671 MOL WGT -	376.7	DIPOTASSIUM TETRADECYL MALONATE						
25 1.8 X10-2 M	BC	FOTOMTR SOLUBLZTN 2NPA	SHIN	55007	T	3		
COMPOUND NO = 710 MOL WGT -	190.3	OCTYL DIMETHYL PHOSPHINE OXIDE						
30 7.7 X10-1 D	BB	TURBIDITY PLT LITE SCATR	HERR BRUS	66039	T	3		
4.04 X10-2 M					M			
COMPOUND NO = 712 MOL WGT -	246.4	DODECYL DIMETHYL PHOSPHINE OXIDE						
1 2.0 X10-2 D	BC	TURBIDITY PLT LITE SCATR	HERR BRUS	66039	T	3		
8.11 X10-4 M					M			
30 1.4 X10-2 D	BD	TURBIDITY PLT LITE SCATR	HERR BRUS	66039	T	3		
5.68 X10-4 M					M			
COMPOUND NO = 717 MOL WGT -	378.4	DODECYLQUINOLINIUM BROMIDE						
25 4.80 X10-3 M	BB	SURFACE TENSION LOG PLOT	FEW GILB	58031	T	3		
COMPOUND NO = 720 MOL WGT -	733.2	1-6-DITRIMETHYLAMMONIUM-HEXANE/DODECYL SULFATE/2						
30 9.6 X10-4 M	CB	EQUIV CONDUCTNCE GRAPH	MEGU KOND	59026	T	3		

Concentration units: A—mol %; B—vol % solvent; C—mol % surfactant mixture; D—wt/vol %; E—% saturation; H—wt % solvent; I—mol % surfactant; K—normality

counterions; M—molar; N—normal; P—wt %; Q—wt % surfactant; R—varied; S—mol/kg; T—wt % surfactant mixture; U—mol/(l or kg); W—molar; Y—atm. Details on page 222.



# Complete Table of Critical Micelle Concentration Values

Additives	Temp. °C	CMC	Qual. Mat. Meth.	Method	Authors	Reference	Source	Evaluation
COMPOUND NO = 1 MOL WGT - 288.3 SODIUM DODECYL 1 SULFATE								
		53005		VALUES FRM REF IN CMC	KLIN LANG	57022		R
		59016		VALUES FRM REF IN CMC	BOTR CRES	60024		R
		47006		VALUES FRM REF IN CMC	CORR HARK	46005		R
				GRAPH DATA NOT RETRIEVED	KLEV	46007		R
	01.0	7.6 X10-3 M	BB	SURFACE TENSION LOG PLOT	SCHI	63026	L	L
	05.0	7.5 X10-3 M	BB	SURFACE TENSION LOG PLOT	SCHI MANN	66001	L	L
	08.0	8.6 X10-3 M	BB	AVER SP EQUIV COND	FLOC UBBE	53008	G	L
	UNK	1.83 X10-1 D	CC	TURBIDITY PLT LITE SCATR	KUSH HUBB	55003	K	L
		6.347X10-3 M					M	
	10	8.67 X10-3 M	BA	AVER SP EQUIV COND	FLOC	61007	L	1
	10	8.81 X10-3 W	BA	SPECFC CONDUCTNCE EQUATNS	GODD BENS	57011	L	1
	10.5	8.5 X10-3 M	BB	AVER SP EQUIV COND	FLOC UBBE	53008	G	L
	10.0	8.55 X10-3 M	BA	EQUIV CONDUCTNCE GRAPH	FLOC	57013	L	1
	10	7.4 X10-3 M	BB	SURFACE TENSION LOG PLOT	SCHI	64020	T	L
	15	8.51 X10-3 W	BA	SPECFC CONDUCTNCE EQUATNS	GODD BENS	57011	L	1
	15	9.65 X10-3 M	BB	EQUIV CONDUCTNCE GRAPH	SHIR MATU	65020	L	L
	15	8.43 X10-3 M	BA	AVER SP EQUIV COND	FLOC	61007	L	1
	20	8.47 X10-3 W	BA	SPECFC CONDUCTNCE EQUATNS	GODD BENS	57011	L	1
	20	9. X10-3 M	DE	VISCOSITY	HESS PHIL	39009	T	L
	20	8.0 X10-3 M	BB	INTERFACIAL TENSION LOGM	V VO	60025	T	L
	20	7.22 X10-3 M	CG	EQUIV COND 1ST DEVIATION	WARD	40004	T	L
	20	8.5 X10-3 M	CB	EQUIV CONDUCTNCE GRAPH	WARD	40004	P	L
	20	7.7 X10-3 M	BG	FOTOMTR SPCTR CHNGE PNCN	GODD HARV	53012	T	L
	20	6.6 X10-3 M	BB	SURFACE TENSION LOG PLOT	HARR	60004	L	L
	20	7.1 X10-3 M	BB	SURFACE TENSION LOG PLOT	HARR	60004	G	L
	20	8.25 X10-3 M	BA	AVER SP EQUIV COND	FLOC	61007	L	1
	20	7.95 X10-3 M	BB	INTERFACIAL TENSION LOGM	HAYD PHIL	58012	L	L
	20	8.0 X10-3 M	BB	SURFACE TENSION LOG PLOT	V VO	61026	TL	L
	21	2.5 X10-1 D	BD	REFRACTIVE INDEX	HUIS	64047	T	L
		8.67 X10-3 M					M	
	21	2.30 X10-1 D	BB	TURBIDITY PLT LITE SCATR	HUIS	64047	T	L
		7.977X10-3 M					M	
	21	2.15 X10-1 D	BB	SURFACE TENSION LOG PLOT	HUIS	64047	T	L
		7.457X10-3 M					M	
	23	8. X10-3 N	CD	UNSPECIFIED CONDUCTANCE	TART LELO	55021	T	L
	24.7	1.3 X10-1 P	HC	SPECFC CONDUCTNCE GRAPH	ROSS BRAM	57031	T	L
	25	1.83 X10-1 D	CG	VISUAL SPCTR CHNGE PNCN	SCHI FOWK	57014	T	L
		6.347X10-3 M					M	
	25	2.21 X10-1 D	CB	UNSPECIFIED CONDUCTANCE	SCHI FOWK	57014	T	L
		7.665X10-3 M					M	
	25	7.4 X10-3 M	BB	SURFACE TENSION LOG PLOT	MIYA	60029	T	L
	25	2.330X10-1 D	BA	EQUIV CONDUCTNCE GRAPH	WILL MYSE	55005	T	1
		8.081X10-3 M					M	
	25	2.340X10-1 D	BA	FOTOMTR SOLUBLZTN OROT	WILL MYSE	55005	T	1
		8.116X10-3 M					M	
	25	2.36 X10-1 D	BB	DEBYE PLT LIGHT SCATTER	WILL MYSE	55005	T	1
		8.185X10-3 M					M	
	25	8.39 X10-3 W	BA	SPECFC CONDUCTNCE EQUATNS	GODD BENS	57011	L	1
	25.2	8.0 X10-3 M	BA	AVER SP EQUIV COND	FLOC UBBE	53008	T	L
	25	8.2 X10-3 M	BA	SPECFC CONDUCTNCE GRAPH	CORK GOOD	62006	T	L
	25	5.8 X10-3 M	CC	REFRACTIVE INDEX	KLEV	48005	T	L
	25	6. X10-3 M	CE	ELECTROMOTIVE FORCE	STAN RADL	60021	T	L
	25	8.1 X10-3 N	CC	UNSPECIFIED CONDUCTANCE	HAFF PICC	42003	T	L
	25	7.8 X10-3 M	BB	EQUIV COND 1ST DEVIATION	GODD HIGH	55018	T	L
	25	8.1 X10-3 M	BA	EQUIV CONDUCTNCE GRAPH	GODD HIGH	55018	K	1
	25	8.3 X10-3 M	HB	FOTOMTR SOLUBLZTN OROT	GINN HARR	60010	G	L
	25.0	7.4 X10-3 M	BB	SURFACE TENSION LOG PLOT	SCHI	63026	L	L
	25	2.324X10-1 D	BA	FOTOMTR SOLUBLZTN OROT	SCHO	66036	T	1
		8.061X10-3 M					M	
	25	8.11 X10-3 M	CA	SPECFC CONDUCTNCE GRAPH	BENT SPAR	66038	T	L
	25	8.3 X10-3 M	BB	EQUIV CONDUCTNCE GRAPH	SHIR MATU	65020	L	L
	25	8.8 X10-3 M	BC	VISCOSITY	MIUR MATS	57025	T	L
	25	8.3 X10-3 M	BB	SURFACE TNSN LINEAR PLOT	MIUR MATS	57025	TA	1
	25	8.2 X10-3 M	BC	EQUIV CONDUCTNCE GRAPH	MIUR MATS	57025	T	L
	25	8.16 X10-3 M	BA	AVER SP EQUIV COND	FLOC	61007	L	1
	25	8.2 X10-3 M	BC	SPECFC CONDUCTNCE GRAPH	MIUR MATS	57025	T	L
	25.6	5.4 X10-3 M	CG	FOTOMTR SPCTR CHNGE PNCN	KLEV	47004	T	L
	25	8.27 X10-3 W	BA	SPECFC CONDUCTNCE GRAPH	HAMA	62036	T	1
	25	7.3 X10-4 M	HG	FOTOMTR SPCTR CHNGE PNCN	GINN HARR	58008	T	L
	25	5.63 X10-3 M	HC	SPECFC CONDUCTNCE GRAPH	GINN HARR	58008	T	L
	25.0	7.2 X10-3 M	BB	SURFACE TENSION LOG PLOT	SCHI MANN	66001	L	L
	25	1.63 X10-3 M	HG	FOTOMTR SPCTR CHNGE PNCN	GINN HARR	58008	T	L

Concentration units: A—mol %; B—vol % solvent; C—mol % surfactant mixture; D—wt/vol %; E—% saturation; H—wt % solvent; I—mol % surfactant; K—normality

counterions: M—molar; N—normal; P—wt %; Q—wt % surfactant; R—varied; S—mol/kg; T—wt % surfactant mixture; U—mol/dl or kg; W—molal; Y—atm. Details on page 222.

# Complete Table of Critical Micelle Concentration Values—Continued

Additives	Temp. °C	CMC	Qual. Mat. Meth.	Method	Authors	Reference	Source	Evaluation
	25	4.03 X10 <sup>-3</sup> M	HC	SPECFC CONDUCTNCE GRAPH	GINN HARR	58008	T	L
	25	7.2 X10 <sup>-2</sup> D	HE	METHOD NOT CITED	GINN HARR	61014	T	L
	25	7.2 X10 <sup>-3</sup> M	BB	SURFACE TENSION LOG PLOT	SCHI	64020	T	L
	25	2.29 X10 <sup>-1</sup> D	DC	FOTOMTR SOLUBLZTN OROT	GINN KINN	61015	T	L
		7.943X10 <sup>-3</sup> M					M	
	25.0	8.22 X10 <sup>-3</sup> M	CA	SPECFC CONDUCTNCE GRAPH	MYSE OTTE	61017	TL	L
	25.0	7.83 X10 <sup>-3</sup> M	CA	EQUIV CONDUCTNCE GRAPH	MYSE OTTE	61017	L	L
	25	8.2 X10 <sup>-3</sup> M	BC	UNSPECIFIED CONDUCTANCE	MIUR ARIS	58023	G	L
	25.0	8.27 X10 <sup>-3</sup> M	BA	SPECFC CONDUCTNCE EQUATNS	MUKE KAPA	66002	T	1
	25	8.0 X10 <sup>-3</sup> M	CB	EQUIV CONDUCTNCE GRAPH	NAKA KAWA	64034	G	L
	25	8.15 X10 <sup>-3</sup> M	AB	SURFACE TENSION LOG PLOT	ELWO MYSE	66007	T	1
	25	8.2 X10 <sup>-3</sup> M	AA	SURFACE TNSN LINEAR PLOT	ELWO MYSE	66007	T	1
	25	8.4 X10 <sup>-3</sup> M	BA	SPECFC CONDUCTNCE GRAPH	ELWO MYSE	66007	T	1
	25	6.0 X10 <sup>-3</sup> M	GC	REFRACTIVE INDEX	LIN	57005	T	L
	26	6.02 X10 <sup>-3</sup> M	DG	VISUAL SPCTR CHNGE PNCN	CORR HARK	47006	T	L
	26	6.12 X10 <sup>-3</sup> M	DG	VISUAL SPCTR CHNGE RHD6	CORR HARK	47006	T	L
	26	6.02 X10 <sup>-3</sup> M	DG	VISUAL SPCTR CHNGE PNCN	CORR HARK	47010	T	L
	29	7.7 X10 <sup>-3</sup> M	BB	SURFACE TENSION LOG PLOT	BRAD	48022	T	L
	30	1.00 X10 <sup>-2</sup> M	GB	SPECFC CONDUCTNCE GRAPH	MARK TSIK	64051	T	L
	30.0	8.0 X10 <sup>-3</sup> M	CB	VELOCITY OF SOUND	SHIG	65022	T	L
	30	8.44 X10 <sup>-3</sup> W	BA	SPECFC CONDUCTNCE EQUATNS	GODD BENS	57011	L	1
	30	5. X10 <sup>-3</sup> M	CE	SURFACE TENSION MINIMUM	KLEV RAIS	54010	T	L
	30	7.0 X10 <sup>-3</sup> W	CC	VAPR PRESURE LOWERING	HUFF MCBA	51004	T	L
	30	8.23 X10 <sup>-3</sup> M	BA	AVER SP EQUIV COND	FLOC	61007	L	1
	35	8.57 X10 <sup>-3</sup> W	BA	SPECFC CONDUCTNCE EQUATNS	GODD BENS	57011	L	1
	35	8.4 X10 <sup>-3</sup> M	BA	SPECFC CONDUCTNCE GRAPH	CORK GOOD	62006	T	1
	35	9.18 X10 <sup>-3</sup> M	BB	EQUIV CONDUCTNCE GRAPH	SHIR MATU	65020	L	L
	35	8.39 X10 <sup>-3</sup> M	BA	AVER SP EQUIV COND	FLOC	61007	L	1
	35.8	5.0 X10 <sup>-3</sup> M	CG	FOTOMTR SPCTR CHNGE PNCN	KLEV	47004	T	L
	35	7.2 X10 <sup>-3</sup> M	BC	TURBIDMTR SOLUBLZTN LOH	MIUR ARIS	58023	TA	L
	40	1.2 X10 <sup>-2</sup> M	XG	VISCOSITY MINIMUM	SATA TYUZ	53006	T	L
	40	8.88 X10 <sup>-3</sup> W	BA	SPECFC CONDUCTNCE EQUATNS	GODD BENS	57011	L	1
	40.1	8.1 X10 <sup>-3</sup> M	BB	AVER SP EQUIV COND	FLOC UBBE	53008	G	L
	40	6.1 X10 <sup>-3</sup> M	BG	VISUAL SPCTR CHNGE PNCN	MIYA	60029	T	L
	40	6.1 X10 <sup>-3</sup> M	BG	VISUAL SPCTR CHNGE RHD6	MIYA	60029	T	L
	40	7.00 X10 <sup>-3</sup> M	BG	FOTOMTR SPCTR CHNGE PNCN	GODD HARV	53012	L	L
	40	8.60 X10 <sup>-3</sup> M	BA	AVER SP EQUIV COND	FLOC	61007	L	1
	40.0	8.65 X10 <sup>-3</sup> M	BB	SPECFC CONDUCTNCE GRAPH	EVAN	56006	T	L
	40	7.2 X10 <sup>-3</sup> M	XG	VELOCITY OF SOUND	KUPP SURY	65028	T	L
	40	8. X10 <sup>-3</sup> M	CD	VISCOSITY	NAKA NINO	64025	T	L
	40	8.9 X10 <sup>-3</sup> M	CB	SPECFC CONDUCTNCE GRAPH	MEGU KOND	56020	T	L
	45	9.10 X10 <sup>-3</sup> W	BA	SPECFC CONDUCTNCE EQUATNS	GODD BENS	57011	L	1
	45	8.86 X10 <sup>-3</sup> M	BA	AVER SP EQUIV COND	FLOC	61007	L	1
	45.0	4.6 X10 <sup>-3</sup> M	CG	FOTOMTR SPCTR CHNGE PNCN	KLEV	47004	T	L
	45.0	7.6 X10 <sup>-3</sup> M	BB	SURFACE TENSION LOG PLOT	SCHI MANN	66001	L	L
	45	7.6 X10 <sup>-3</sup> M	BB	SURFACE TENSION LOG PLOT	SCHI	64020	T	L
	45	7.2 X10 <sup>-3</sup> M	BC	TURBIDMTR SOLUBLZTN LOH	MIUR ARIS	58023	TA	L
	50	8.1 X10 <sup>-3</sup> M	CB	EQUIV COND 1ST DEVIATION	LANG	53005	T	L
	50	9.3 X10 <sup>-3</sup> M	CB	EQUIV CONDUCTNCE GRAPH	LANG	53005	K	L
	50	8.1 X10 <sup>-3</sup> M	BB	INTERFACIAL TENSION LOGM	KLIN LANG	57022	T	L
	50	8.1 X10 <sup>-3</sup> M	BB	SURFACE TENSION LQG PLOT	KLIN LANG	57022	T	L
	50	9.61 X10 <sup>-3</sup> W	BA	SPECFC CONDUCTNCE EQUATNS	GODD BENS	57011	L	D
	50	8.00 X10 <sup>-3</sup> M	CD	SURFACE TENSION UNSPEC	GOTT	60018	G	L
	50	7.3 X10 <sup>-3</sup> W	CC	VAPR PRESURE LOWERING	HUFF MCBA	51004	T	L
	50	8.9 X10 <sup>-3</sup> M	HB	FOTOMTR SOLUBLZTN OROT	GINN HARR	60010	G	L
	50	9.18 X10 <sup>-3</sup> M	BA	AVER SP EQUIV COND	FLOC	61007	L	D
	50	5.0 X10 <sup>-3</sup> M	DG	VISUAL SPCTR CHNGE PNCN	RAIS	52016	T	L
	50	6.8 X10 <sup>-3</sup> M	BG	VISUAL SPCTR CHNGE PNCN	WEIL STIR	63013	T	L
	50	6.8 X10 <sup>-3</sup> M	CG	VISUAL SPCTR CHNGE PNCN	WEIL STIR	59004	T	L
	54	9.2 X10 <sup>-3</sup> M	BB	SURFACE TENSION LOG PLOT	MIYA	60029	T	L
	55	9.95 X10 <sup>-3</sup> W	BA	SPECFC CONDUCTNCE EQUATNS	GODD BENS	57011	L	1
	55	9.8 X10 <sup>-3</sup> M	BA	SPECFC CONDUCTNCE GRAPH	CORK GOOD	62006	T	1
	55.0	9.3 X10 <sup>-3</sup> M	BB	AVER SP EQUIV COND	FLOC UBBE	53008	G	L
	55.0	9.49 X10 <sup>-3</sup> M	BA	EQUIV CONDUCTNCE GRAPH	FLOC	57013	L	1
	55	2.26 X10 <sup>-1</sup> D	CB	UNSPECIFIED CONDUCTANCE	SCHI FOWK	57014	T	L
		7.839X10 <sup>-3</sup> M					M	
	55.0	7.8 X10 <sup>-3</sup> M	BB	SURFACE TENSION LOG PLOT	SCHI	63026	L	L
	55	9.61 X10 <sup>-3</sup> M	BA	AVER SP EQUIV COND	FLOC	61007	L	1
	55.0	4.5 X10 <sup>-3</sup> M	CG	FOTOMTR SPCTR CHNGE PNCN	KLEV	47004	T	L
	55	7.3 X10 <sup>-3</sup> M	BC	TURBIDMTR SOLUBLZTN LOH	MIUR ARIS	58023	TA	L
	60	1.10 X10 <sup>-2</sup> M	GB	SPECFC CONDUCTNCE GRAPH	MARK TSIK	64051	T	L
	60	1.016X10 <sup>-2</sup> M	BA	AVER SP EQUIV COND	FLOC	61007	L	2
	60	2.25 X10 <sup>-1</sup> D	DC	FOTOMTR SOLUBLZTN OROT	GINN KINN	61015	T	L
		7.804X10 <sup>-3</sup> M					M	
	65	1.091X10 <sup>-2</sup> M	BA	AVER SP EQUIV COND	FLOC	61007	L	3
	70	1.4 X10 <sup>-2</sup> M	XG	VISCOSITY MINIMUM	SATA TYUZ	53006	T	L

Concentration units: A—mol %; B—vol % solvent; C—mol % surfactant mixture; D—wt/vol %; E—% saturation; H—wt % solvent; I—mol % surfactant; K—normality

counterions; M—molar; N—normal; P—wt %; Q—wt % surfactant; R—varied; S—mol/kg; T—wt % surfactant mixture; U—mol/dl or kg; W—molal; Y—atm. Details on page 222.



*Complete Table of Critical Micelle Concentration Values—Continued*

Additives			Temp. °C	CMC	Qual. Mat. Meth.	Method	Authors	Reference	Source	Evaluation
			65	1.091 X10 <sup>-2</sup> M	BA	AVER SP EQUIV COND	FLOC	61007	L	3
			70	1.4 X10 <sup>-2</sup> M	XG	VISCOSITY MINIMUM	SATA TYUZ	53006	T	L
			70	1.14 X10 <sup>-2</sup> M	BA	SPECFC CONDUCTNCE GRAPH	CORK GOOD	62006	T	3
			70	6.6 X10 <sup>-3</sup> M	CG	VISUAL SPCTR CHNGE PNCN	LANG	51005	L	L
			75	1.13 X10 <sup>-4</sup> M	HB	FOTOMTR SOLUBLZTN OROT	GINN HARR	60010	G	L
			75	6.6 X10 <sup>-2</sup> D	HE	METHOD NOT CITED	GINN HARR	61014	T	L
			90	1.20 X10 <sup>-2</sup> M	GB	SPECFC CONDUCTNCE GRAPH	MARK TSIK	64051	T	L
			UNK	1.4 X10 <sup>-2</sup> D	HG	SURFACE TENSION UNSPEC	WAN	66018	T	L
			UNK	7.8 X10 <sup>-3</sup> M	BD	EMF ALONG CONC GRADIENT	BOTR CRES	59015	T	L
			UNK	8. X10 <sup>-3</sup> M	BD	ELECTROMOTIVE FORCE	BOTR CRES	59016	T	L
			UNK	5.9 X10 <sup>-3</sup> M	CG	VISUAL SPCTR CHNGE RHD6	STAN RADL	60021	T	L
			UNK	8.0 X10 <sup>-3</sup> M	BB	UNSPECIFIED CONDUCTANCE	BOTR CRES	59015	T	L
			UNK	8. X10 <sup>-3</sup> M	BC	UNSPECIFIED CONDUCTANCE	BOTR CRES	59016	T	L
			UNK	8.6 X10 <sup>-3</sup> M	BC	ULTRAFILTRATION	HUTC	59018	K	L
			UNK	5.1 X10 <sup>-3</sup> M	BG	METHOD NOT CITED	KLEV CARR	56001	T	L
			RM	7.6 X10 <sup>-3</sup> M	CG	UNSPECIFIED CONDUCTANCE	PRIN HERM	56002	T	L
			RM	7.15 X10 <sup>-3</sup> M	CG	VISUAL FLUOR CHNGE RHD6	PRIN HERM	56002	T	L
			UNK	6.2 X10 <sup>-3</sup> M	DG	VISUAL SPCTR CHNGE PNCN	CORR HARK	46015	G	L
			RM	7.2 X10 <sup>-3</sup> M	BG	FOTOMTR SPCTR CHNGE PNCN	MIUR MATS	57025	T	L
			UNK	6.5 X10 <sup>-3</sup> M	XG	METHOD NOT CITED	KLEV RAIS	54004	T	L
			RM	7.55 X10 <sup>-3</sup> M	BB	ELECTROMOTIVE FORCE	SHED JAKO	63001	T	L
			UNK	8.0 X10 <sup>-3</sup> M	BB	ELECTROMOTIVE FORCE	BOTR DE M	64032	T	L
			UNK	1.7 X10 <sup>-1</sup> D	XG	VISUAL SPCTR CHNGE PNCN	DEMC	61031	T	L
				5.89 X10 <sup>-3</sup> M						M
1.	E-2 M	AG N03	35	5.0 X10 <sup>-3</sup> M	BA	SPECFC CONDUCTNCE GRAPH	CORK GOOD	62006	T	3
5.	E-4 N	AL CL3	70	5.1 X10 <sup>-3</sup> M	CG	VISUAL SPCTR CHNGE PNCN	LANG	51005	L	L
7.	E-4 N	AL CL3	70	3.8 X10 <sup>-3</sup> M	CG	VISUAL SPCTR CHNGE PNCN	LANG	51005	L	L
1.	E-3 N	AL CL3	70	2.2 X10 <sup>-3</sup> M	CG	VISUAL SPCTR CHNGE PNCN	LANG	51005	L	L
2.	E-3 N	AL CL3	70	1.6 X10 <sup>-3</sup> M	CG	VISUAL SPCTR CHNGE PNCN	LANG	51005	L	L
3.	E-4 N	BZL* C6H5 /CH3/2 N I	40	4.4 X10 <sup>-3</sup> M	BG	FOTOMTR SPCTR CHNGE PNCN	GODD HARV	53012	L	L
5.	E-4 N	BZL* C6H5 /CH3/2 N I	40	3.6 X10 <sup>-3</sup> M	BG	FOTOMTR SPCTR CHNGE PNCN	GODD HARV	53012	L	L
8.	E-4 N	BZL* C6H5 /CH3/2 N I	40	3.2 X10 <sup>-3</sup> M	BG	FOTOMTR SPCTR CHNGE PNCN	GODD HARV	53012	L	L
1.2	E-3 N	BZL* C6H5 /CH3/2 N I	40	3.0 X10 <sup>-3</sup> M	BG	FOTOMTR SPCTR CHNGE PNCN	GODD HARV	53012	L	L
1.6	E-3 N	BZL* C6H5 /CH3/2 N I	40	2.8 X10 <sup>-3</sup> M	BG	FOTOMTR SPCTR CHNGE PNCN	GODD HARV	53012	L	L
1.7	E-3 N	BZL* C6H5 /CH3/2 N I	40	2.6 X10 <sup>-3</sup> M	BG	FOTOMTR SPCTR CHNGE PNCN	GODD HARV	53012	L	L
5.	E-4 N	(C4H9)(CH3)3 N I	40	5.2 X10 <sup>-3</sup> M	BG	FOTOMTR SPCTR CHNGE PNCN	GODD HARV	53012	L	L
1.	E-3 N	(C4H9)(CH3)3 N I	40	4.3 X10 <sup>-3</sup> M	BG	FOTOMTR SPCTR CHNGE PNCN	GODD HARV	53012	L	L
1.4	E-3 N	(C4H9)(CH3)3 N I	40	4.0 X10 <sup>-3</sup> M	BG	FOTOMTR SPCTR CHNGE PNCN	GODD HARV	53012	L	L
1.9	E-3 N	(C4H9)(CH3)3 N I	40	3.5 X10 <sup>-3</sup> M	BG	FOTOMTR SPCTR CHNGE PNCN	GODD HARV	53012	L	L
3.0	E-3 N	(C4H9)(CH3)3 N I	40	3.0 X10 <sup>-3</sup> M	BG	FOTOMTR SPCTR CHNGE PNCN	GODD HARV	53012	L	L
1.	E-4 N	CA CL2	70	6.0 X10 <sup>-3</sup> M	CG	VISUAL SPCTR CHNGE PNCN	LANG	51005	L	L
3.	E-4 N	CA CL2	70	5.1 X10 <sup>-3</sup> M	CG	VISUAL SPCTR CHNGE PNCN	LANG	51005	L	L
5.	E-4 N	CA CL2	70	4.3 X10 <sup>-3</sup> M	CG	VISUAL SPCTR CHNGE PNCN	LANG	51005	L	L
1.	E-3 N	CA CL2	70	3.9 X10 <sup>-3</sup> M	CG	VISUAL SPCTR CHNGE PNCN	LANG	51005	L	L
2.	E-3 N	CA CL2	70	3.0 X10 <sup>-3</sup> M	CG	VISUAL SPCTR CHNGE PNCN	LANG	51005	L	L
5.	E-3 N	CA CL2	70	2.2 X10 <sup>-3</sup> M	CG	VISUAL SPCTR CHNGE PNCN	LANG	51005	L	L
1.2	E-2 N	CA CL2	70	1.8 X10 <sup>-3</sup> M	CG	VISUAL SPCTR CHNGE PNCN	LANG	51005	L	L
2.5	E-2 N	CA CL2	70	1.4 X10 <sup>-3</sup> M	CG	VISUAL SPCTR CHNGE PNCN	LANG	51005	L	L
5.	E-2 N	CA CL2	70	1.2 X10 <sup>-3</sup> M	CG	VISUAL SPCTR CHNGE PNCN	LANG	51005	L	L
1.0	E-1 N	CA CL2	70	1.0 X10 <sup>-3</sup> M	CG	VISUAL SPCTR CHNGE PNCN	LANG	51005	L	L
3.0	E-1 N	CA CL2	70	7.7 X10 <sup>-4</sup> M	CG	VISUAL SPCTR CHNGE PNCN	LANG	51005	L	L
9.45	E-4 N	CS CL	40	6.90 X10 <sup>-3</sup> M	BG	FOTOMTR SPCTR CHNGE PNCN	GODD HARV	53012	L	L
2.18	E-3 N	CS CL	40	6.15 X10 <sup>-3</sup> M	BG	FOTOMTR SPCTR CHNGE PNCN	GODD HARV	53012	L	L
5.15	E-3 N	CS CL	40	5.20 X10 <sup>-3</sup> M	BG	FOTOMTR SPCTR CHNGE PNCN	GODD HARV	53012	L	L
8.64	E-3 N	CS CL	40	4.50 X10 <sup>-3</sup> M	BG	FOTOMTR SPCTR CHNGE PNCN	GODD HARV	53012	L	L
1.18	E-2 N	CS CL	40	3.75 X10 <sup>-3</sup> M	BG	FOTOMTR SPCTR CHNGE PNCN	GODD HARV	53012	L	L
1.39	E-2 N	CS CL	40	3.60 X10 <sup>-3</sup> M	BG	FOTOMTR SPCTR CHNGE PNCN	GODD HARV	53012	L	L
2.357	E-2 N	CS CL	40	2.75 X10 <sup>-3</sup> M	BG	FOTOMTR SPCTR CHNGE PNCN	GODD HARV	53012	L	L
2.59	E-2 N	CS CL	40	2.65 X10 <sup>-3</sup> M	BG	FOTOMTR SPCTR CHNGE PNCN	GODD HARV	53012	L	L
3.79	E-2 N	CS CL	40	2.10 X10 <sup>-3</sup> M	BG	FOTOMTR SPCTR CHNGE PNCN	GODD HARV	53012	L	L
2.04	E-2 N	CS2 S04	40	3.05 X10 <sup>-3</sup> M	BG	FOTOMTR SPCTR CHNGE PNCN	GODD HARV	53012	L	L
3.31	E-2 N	CS2 S04	40	2.30 X10 <sup>-3</sup> M	BG	FOTOMTR SPCTR CHNGE PNCN	GODD HARV	53012	L	L
	E 0	CU S04				GRAPH DATA NOT RETRIEVED	SATA IWAM	63034		R
2.22	E 1 Q	N-C10 GLYCEROL ETHER	25	8.4 X10 <sup>-2</sup> D	CG	VISUAL SPCTR CHNGE PNCN	SCHI FOWK	57014	T	L
				2.91 X10 <sup>-3</sup> M						M
2.22	E 1 Q	N-C10 GLYCEROL ETHER	25	9.7 X10 <sup>-2</sup> D	CB	UNSPECIFIED CONDUCTANCE	SCHI FOWK	57014	T	L
				3.36 X10 <sup>-3</sup> M						M
5.	E 0 H	DIOXANE	15	6.73 X10 <sup>-3</sup> M	BB	EQUIV CONDUCTNCE GRAPH	SHIR MATU	65020	L	3
1.0	E 1 H	DIOXANE	15	7.31 X10 <sup>-3</sup> M	BB	EQUIV CONDUCTNCE GRAPH	SHIR MATU	65020	L	3
1.5	E 1 H	DIOXANE	15	9.03 X10 <sup>-3</sup> M	BB	EQUIV CONDUCTNCE GRAPH	SHIR MATU	65020	L	3
2.0	E 1 H	DIOXANE	15	1.38 X10 <sup>-2</sup> M	BB	EQUIV CONDUCTNCE GRAPH	SHIR MATU	65020	L	3
2.5	E 1 H	DIOXANE	15	2.10 X10 <sup>-2</sup> M	BB	EQUIV CONDUCTNCE GRAPH	SHIR MATU	65020	L	3
2.	E 0 H	DIOXANE	25	8.01 X10 <sup>-3</sup> M	BB	EQUIV CONDUCTNCE GRAPH	SHIR MATU	65020	L	3
3.	E 0 H	DIOXANE	25	8.06 X10 <sup>-3</sup> M	BB	EQUIV CONDUCTNCE GRAPH	SHIR MATU	65020	L	3
5.	E 0 H	DIOXANE	25	7.7 X10 <sup>-3</sup> M	BB	EQUIV CONDUCTNCE GRAPH	SHIR MATU	65020	L	3
7.	E 0 H	DIOXANE	25	8.5 X10 <sup>-3</sup> M	BB	EQUIV CONDUCTNCE GRAPH	SHIR MATU	65020	L	3
1.0	E 1 H	DIOXANE	25	9.0 X10 <sup>-3</sup> M	BB	EQUIV CONDUCTNCE GRAPH	SHIR MATU	65020	L	3

Concentration units: A—mol %; B—vol % solvent; C—mol % surfactant mixture; D—wt/vol %; E—% saturation; H—wt % solvent; I—mol % surfactant; K—normality

counterions; M—molar; N—normal; P—wt %; Q—wt % surfactant; R—varied; S—mol/kg; T—wt % surfactant mixture; U—mol/(l or kg); W—molar; Y—atm. Details on page 222.

*Complete Table of Critical Micelle Concentration Values—Continued*

		Additives	Temp. °C	CMC	Qual. Mat. Meth.	Method	Authors	Reference	Source	Evaluation
1.5	E 1 H	DIOXANE	25	1.31 X10 <sup>-2</sup> M	BB	EQUIV CONDUCTNCE GRAPH	SHIR MATU	65020	L	3
2.0	E 1 H	DIOXANE	25	2.12 X10 <sup>-2</sup> M	BB	EQUIV CONDUCTNCE GRAPH	SHIR MATU	65020	L	3
2.5	E 1 H	DIOXANE	25	3.0 X10 <sup>-2</sup> M	BB	EQUIV CONDUCTNCE GRAPH	SHIR MATU	65020	L	3
5.	E 0 H	DIOXANE	35	8.74 X10 <sup>-3</sup> M	BB	EQUIV CONDUCTNCE GRAPH	SHIR MATU	65020	L	3
1.0	E 1 H	DIOXANE	35	1.05 X10 <sup>-2</sup> M	BB	EQUIV CONDUCTNCE GRAPH	SHIR MATU	65020	L	3
1.5	E 1 H	DIOXANE	35	1.90 X10 <sup>-2</sup> M	BB	EQUIV CONDUCTNCE GRAPH	SHIR MATU	65020	L	3
7.	E-2 P	DECANOL-1	24.7	7. X10 <sup>-2</sup> P	HD	SPECFC CONDUCTNCE GRAPH	ROSS BRAM	57031	T	L
2.22	E 1 Q	3,5(CH3)2 C6H3 GLET*	25	1.70 X10 <sup>-1</sup> D	CB	UNSPECIFIED CONDUCTANCE	SCHI FOWK	57014	T	L
				5.896X10 <sup>-3</sup> M					M	
2.22	E 1 Q	3,5(CH3)2 C6H3 GLET*	25	1.4 X10 <sup>-1</sup> D	CG	VISUAL SPCTR CHNGE PNCN	SCHI FOWK	57014	T	L
				4.85 X10 <sup>-3</sup> M					M	
1.00	E 2 A	DEUTERIUM OXIDE	25.0	8.05 X10 <sup>-3</sup> M	BA	SPECFC CONDUCTNCE EQUATNS	MUKE KAPA	66002	T	2
9.27	E 0 P	ETHANOL	5	5.51 X10 <sup>-3</sup> M	BA	EQUIV CONDUCTNCE GRAPH	FLOC	57013	L	3
3.	E 0 P	ETHANOL	10.0	7.33 X10 <sup>-3</sup> M	BA	EQUIV CONDUCTNCE GRAPH	FLOC	57013	L	3
5.	E 0 P	ETHANOL	10.0	6.63 X10 <sup>-3</sup> M	BA	EQUIV CONDUCTNCE GRAPH	FLOC	57013	L	3
6.	E 0 P	ETHANOL	10.0	6.33 X10 <sup>-3</sup> M	BA	EQUIV CONDUCTNCE GRAPH	FLOC	57013	L	3
9.	E 0 P	ETHANOL	10.0	5.55 X10 <sup>-3</sup> M	BA	EQUIV CONDUCTNCE GRAPH	FLOC	57013	L	3
9.27	E 0 P	ETHANOL	10	5.50 X10 <sup>-3</sup> M	BA	EQUIV CONDUCTNCE GRAPH	FLOC	57013	L	3
9.27	E 0 P	ETHANOL	15	5.54 X10 <sup>-3</sup> M	BA	EQUIV CONDUCTNCE GRAPH	FLOC	57013	L	3
9.27	E 0 P	ETHANOL	20	5.67 X10 <sup>-3</sup> M	BA	EQUIV CONDUCTNCE GRAPH	FLOC	57013	L	3
9.91	E 0 H	ETHANOL	20	5.18 X10 <sup>-3</sup> M	CG	EQUIV COND 1ST DEVIATION	WARD	40004	T	L
9.91	E 0 H	ETHANOL	20	5.65 X10 <sup>-3</sup> M	CB	EQUIV CONDUCTNCE GRAPH	WARD	40004	P	3
2.002E	1 H	ETHANOL	20	8.5 X10 <sup>-3</sup> M	CB	EQUIV CONDUCTNCE GRAPH	WARD	40004	P	3
2.002E	1 H	ETHANOL	20	7.22 X10 <sup>-3</sup> M	CG	EQUIV COND 1ST DEVIATION	WARD	40004	T	L
2.978E	1 H	ETHANOL	20	1.30 X10 <sup>-2</sup> M	CC	EQUIV CONDUCTNCE GRAPH	WARD	40004	P	L
2.978E	1 H	ETHANOL	20	1.04 X10 <sup>-2</sup> M	CG	EQUIV COND 1ST DEVIATION	WARD	40004	T	L
9.27	E 0 P	ETHANOL	25	5.96 X10 <sup>-3</sup> M	BA	EQUIV CONDUCTNCE GRAPH	FLOC	57013	L	3
2.498E	1 P	ETHANOL	25	1.067X10 <sup>-2</sup> M	BB	EQUIV CONDUCTNCE GRAPH	FLOC	57013	L	3
9.27	E 0 P	ETHANOL	30	6.33 X10 <sup>-3</sup> M	BA	EQUIV CONDUCTNCE GRAPH	FLOC	57013	L	3
2.498E	1 P	ETHANOL	30	1.146X10 <sup>-2</sup> M	BB	EQUIV CONDUCTNCE GRAPH	FLOC	57013	L	3
9.27	E 0 P	ETHANOL	35	6.72 X10 <sup>-3</sup> M	BA	EQUIV CONDUCTNCE GRAPH	FLOC	57013	L	3
2.498E	1 P	ETHANOL	35	1.310X10 <sup>-2</sup> M	BB	EQUIV CONDUCTNCE GRAPH	FLOC	57013	L	3
9.27	E 0 P	ETHANOL	40	7.19 X10 <sup>-3</sup> M	BA	EQUIV CONDUCTNCE GRAPH	FLOC	57013	L	3
2.498E	1 P	ETHANOL	40	1.496X10 <sup>-2</sup> M	BB	EQUIV CONDUCTNCE GRAPH	FLOC	57013	L	3
9.27	E 0 P	ETHANOL	45	7.72 X10 <sup>-3</sup> M	BA	EQUIV CONDUCTNCE GRAPH	FLOC	57013	L	3
2.498E	1 P	ETHANOL	45	1.656X10 <sup>-2</sup> M	BB	EQUIV CONDUCTNCE GRAPH	FLOC	57013	L	3
9.27	E 0 P	ETHANOL	50	8.30 X10 <sup>-3</sup> M	BA	EQUIV CONDUCTNCE GRAPH	FLOC	57013	L	3
2.498E	1 P	ETHANOL	50	1.831X10 <sup>-2</sup> M	BB	EQUIV CONDUCTNCE GRAPH	FLOC	57013	L	3
3.	E 0 P	ETHANOL	55.0	8.75 X10 <sup>-3</sup> M	BA	EQUIV CONDUCTNCE GRAPH	FLOC	57013	L	3
5.	E 0 P	ETHANOL	55.0	8.40 X10 <sup>-3</sup> M	BA	EQUIV CONDUCTNCE GRAPH	FLOC	57013	L	3
6.	E 0 P	ETHANOL	55.0	8.42 X10 <sup>-3</sup> M	BA	EQUIV CONDUCTNCE GRAPH	FLOC	57013	L	3
9.	E 0 P	ETHANOL	55.0	8.92 X10 <sup>-3</sup> M	BA	EQUIV CONDUCTNCE GRAPH	FLOC	57013	L	3
9.27	E 0 P	ETHANOL	55	8.96 X10 <sup>-3</sup> M	BA	EQUIV CONDUCTNCE GRAPH	FLOC	57013	L	3
1.0	E 1 P	ETHANOL	55.0	9.28 X10 <sup>-3</sup> M	BA	EQUIV CONDUCTNCE GRAPH	FLOC	57013	L	3
1.5	E 1 P	ETHANOL	55.0	1.160X10 <sup>-2</sup> M	BB	EQUIV CONDUCTNCE GRAPH	FLOC	57013	L	3
2.0	E 1 P	ETHANOL	55.0	1.505X10 <sup>-2</sup> M	BB	EQUIV CONDUCTNCE GRAPH	FLOC	57013	L	3
2.498E	1 P	ETHANOL	55.0	2.005X10 <sup>-2</sup> M	BB	EQUIV CONDUCTNCE GRAPH	FLOC	57013	L	L
9.27	E 0 P	ETHANOL	60	9.70 X10 <sup>-3</sup> M	BA	EQUIV CONDUCTNCE GRAPH	FLOC	57013	L	3
2.498E	1 P	ETHANOL	60	2.170X10 <sup>-2</sup> M	BB	EQUIV CONDUCTNCE GRAPH	FLOC	57013	L	3
1.13	E 2 I	HEXANOL-1	UNK	5.1 X10 <sup>-3</sup> M	BC	ULTRAFILTRATION	HUTC	59018	K	L
2.	E-2 N	K CL	70	3.1 X10 <sup>-3</sup> M	CG	VISUAL SPCTR CHNGE PNCN	LANG	51005	L	L
5.	E-2 N	K CL	70	2.4 X10 <sup>-3</sup> M	CG	VISUAL SPCTR CHNGE PNCN	LANG	51005	L	L
0.10	E-1 N	K CL	70	1.6 X10 <sup>-3</sup> M	CG	VISUAL SPCTR CHNGE PNCN	LANG	51005	L	L
1.	E-3 N	K OH	UNK	5. X10 <sup>-3</sup> M	BG	METHOD NOT CITED	KLEV CARR	56001	T	L
4.08	E-3 N	K2 S04	40	6.00 X10 <sup>-3</sup> M	BG	FOTOMTR SPCTR CHNGE PNCN	GODD HARV	53012	L	L
7.42	E-3 N	K2 S04	40	5.05 X10 <sup>-3</sup> M	BG	FOTOMTR SPCTR CHNGE PNCN	GODD HARV	53012	L	L
1.50	E-2 N	K2 S04	40	3.95 X10 <sup>-3</sup> M	BG	FOTOMTR SPCTR CHNGE PNCN	GODD HARV	53012	L	L
2.16	E-2 N	K2 S04	40	3.45 X10 <sup>-3</sup> M	BG	FOTOMTR SPCTR CHNGE PNCN	GODD HARV	53012	L	L
2.67	E-2 N	K2 S04	40	3.10 X10 <sup>-3</sup> M	BG	FOTOMTR SPCTR CHNGE PNCN	GODD HARV	53012	L	L
3.60	E-2 N	K2 S04	40	2.50 X10 <sup>-3</sup> M	BG	FOTOMTR SPCTR CHNGE PNCN	GODD HARV	53012	L	L
4.53	E-2 N	K2 S04	40	2.35 X10 <sup>-3</sup> M	BG	FOTOMTR SPCTR CHNGE PNCN	GODD HARV	53012	L	L
5.61	E-3 N	LI2 S04	40	6.10 X10 <sup>-3</sup> M	BG	FOTOMTR SPCTR CHNGE PNCN	GODD HARV	53012	L	L
1.00	E-2 N	LI2 S04	40	5.35 X10 <sup>-3</sup> M	BG	FOTOMTR SPCTR CHNGE PNCN	GODD HARV	53012	L	L
1.49	E-2 N	LI2 S04	40	4.80 X10 <sup>-3</sup> M	BG	FOTOMTR SPCTR CHNGE PNCN	GODD HARV	53012	L	L
2.27	E-2 N	LI2 S04	40	4.00 X10 <sup>-3</sup> M	BG	FOTOMTR SPCTR CHNGE PNCN	GODD HARV	53012	L	L
2.74	E-2 N	LI2 S04	40	3.65 X10 <sup>-3</sup> M	BG	FOTOMTR SPCTR CHNGE PNCN	GODD HARV	53012	L	L
3.37	E-2 N	LI2 S04	40	3.40 X10 <sup>-3</sup> M	BG	FOTOMTR SPCTR CHNGE PNCN	GODD HARV	53012	L	L
4.36	E-2 N	LI2 S04	40	2.95 X10 <sup>-3</sup> M	BG	FOTOMTR SPCTR CHNGE PNCN	GODD HARV	53012	L	L
5.38	E-2 N	LI2 S04	40	2.65 X10 <sup>-3</sup> M	BG	FOTOMTR SPCTR CHNGE PNCN	GODD HARV	53012	L	L
7.	E-2 P	LAURYL ALCOHOL	24.7	9. X10 <sup>-2</sup> P	HD	SPECFC CONDUCTNCE GRAPH	ROSS BRAM	57031	T	L
5.	E-1 I	LAURYL ALCOHOL	25	8.1 X10 <sup>-3</sup> M	BC	UNSPECIFIED CONDUCTANCE	MIUR ARIS	58023	G	L
6.67	E-1 I	LAURYL ALCOHOL	25	8.1 X10 <sup>-3</sup> M	BC	UNSPECIFIED CONDUCTANCE	MIUR ARIS	58023	G	L
1.	E 0 I	LAURYL ALCOHOL	25	8.0 X10 <sup>-3</sup> M	BC	UNSPECIFIED CONDUCTANCE	MIUR ARIS	58023	G	L
3.33	E 0 I	LAURYL ALCOHOL	25	7.0 X10 <sup>-3</sup> M	BC	UNSPECIFIED CONDUCTANCE	MIUR ARIS	58023	G	L
6.25	E 0 I	LAURYL ALCOHOL	25	6.5 X10 <sup>-3</sup> M	BC	UNSPECIFIED CONDUCTANCE	MIUR ARIS	58023	G	L

Concentration units: A—mol %; B—vol % solvent; C—mol % surfactant mixture; D—wt/vol %; E—% saturation; H—wt % solvent; I—mol % surfactant; K—normality

counterions; M—molar; N—normal; P—wt %; Q—wt % surfactant; R—varied; S—mol/kg; T—wt % surfactant mixture; U—mol/(l or kg); W—molal; Y—atm. Details on page 222.



# Complete Table of Critical Micelle Concentration Values – Continued

		Additives	Temp. °C	CMC	Qual. Mat. Meth.	Method	Authors	Reference	Source	Evaluation
2.22	E 1 Q	LAURYL ALCOHOL	25	6.6 X10 <sup>-2</sup> D 2.28 X10 <sup>-3</sup> M	CB	UNSPECIFIED CONDUCTANCE	SCHI FOWK	57014	T	L
2.22	E 1 Q	LAURYL ALCOHOL	55	7.6 X10 <sup>-2</sup> D 2.63 X10 <sup>-3</sup> M	CB	UNSPECIFIED CONDUCTANCE	SCHI FOWK	57014	T	L
1.	E-3 N	MG CL2	70	3.9 X10 <sup>-3</sup> M	CG	VISUAL SPCTR CHNGE PNCN	LANG	51005	L	L
5.	E-3 N	MG CL2	70	2.2 X10 <sup>-3</sup> M	CG	VISUAL SPCTR CHNGE PNCN	LANG	51005	L	L
2.5	E-2 N	MG CL2	70	1.5 X10 <sup>-3</sup> M	CG	VISUAL SPCTR CHNGE PNCN	LANG	51005	L	L
5.	E-2 N	MG CL2	70	1.25 X10 <sup>-3</sup> M	CG	VISUAL SPCTR CHNGE PNCN	LANG	51005	L	L
1.0	E-1 N	MG CL2	70	1.0 X10 <sup>-3</sup> M	CG	VISUAL SPCTR CHNGE PNCN	LANG	51005	L	L
2.5	E-1 N	MG CL2	70	8.2 X10 <sup>-4</sup> M	CG	VISUAL SPCTR CHNGE PNCN	LANG	51005	L	L
1.	E-1 M	NA BR	21	4.13 X10 <sup>-2</sup> D 1.432X10 <sup>-3</sup> M	BB	SURFACE TENSION LOG PLOT	HUIS	64047	T	L
1.	E-1 M	NA BR	21	4.1 X10 <sup>-2</sup> D 1.42 X10 <sup>-3</sup> M	BB	TURBIDITY PLT LITE SCATR	HUIS	64047	T	3
3.	E-1 M	NA BR	21	2.3 X10 <sup>-2</sup> D 7.97 X10 <sup>-4</sup> M	BC	TURBIDITY PLT LITE SCATR	HUIS	64047	T	L
2.	E-1 M	NA CL	10.0	7.7 X10 <sup>-4</sup> M	BC	SURFACE TENSION LOG PLOT	SCHI	63026	L	L
1.00	E-1 M	NA CL	17.0	4.0 X10 <sup>-2</sup> D 1.38 X10 <sup>-3</sup> M	CD	TURBIDITY PLT LITE SCATR	KURI	62009	T	L
1.00	E-1 M	NA CL	18.0	4.0 X10 <sup>-2</sup> D 1.38 X10 <sup>-3</sup> M	CD	TURBIDITY PLT LITE SCATR	KURI	62009	T	L
1.	E-2 M	NA CL	20	5.13 X10 <sup>-3</sup> M	BB	SURFACE TNSN LINEAR PLOT	MATI PETH	58020	T	L
5.	E-2 M	NA CL	20	2.24 X10 <sup>-3</sup> M	BB	INTERFACIAL TENSION LOGM	HAYD TAYL	60011	L	L
1.	E-1 K	NA CL	20	1.4 X10 <sup>-3</sup> M	BC	INTERFACIAL TENSION LOGM	V VO	60025	T	L
1.0	E-1 M	NA CL	20	1.41 X10 <sup>-3</sup> M	BB	INTERFACIAL TENSION LOGM	HAYD TAYL	60011	L	L
1.0	E-1 M	NA CL	20	1.51 X10 <sup>-3</sup> M	BB	SURFACE TNSN LINEAR PLOT	MATI PETH	58020	T	L
1.00	E-1 M	NA CL	20.0	4.1 X10 <sup>-2</sup> D 1.42 X10 <sup>-3</sup> M	CD	TURBIDITY PLT LITE SCATR	KURI	62009	T	L
2.	E-1 M	NA CL	20	7.2 X10 <sup>-4</sup> M	CC	SURFACE TENSION LOG PLOT	HARR	59001	K	L
2.0	E-1 M	NA CL	20	7.59 X10 <sup>-4</sup> M	BB	SURFACE TNSN LINEAR PLOT	MATI PETH	58020	T	L
2.5	E-1 M	NA CL	20	5.89 X10 <sup>-4</sup> M	BB	INTERFACIAL TENSION LOGM	HAYD TAYL	60011	L	L
5.0	E-1 M	NA CL	20	3.24 X10 <sup>-4</sup> M	BB	INTERFACIAL TENSION LOGM	HAYD TAYL	60011	L	L
1.	E-2 M	NA CL	21	1.62 X10 <sup>-1</sup> D 5.619X10 <sup>-3</sup> M	BB	TURBIDITY PLT LITE SCATR	HUIS	64047	T	3
1.	E-2 M	NA CL	21	1.52 X10 <sup>-1</sup> D 5.272X10 <sup>-3</sup> M	BB	SURFACE TENSION LOG PLOT	HUIS	64047	T	3
3.	E-2 M	NA CL	21	9.2 X10 <sup>-2</sup> D 3.19 X10 <sup>-3</sup> M	BB	TURBIDITY PLT LITE SCATR	HUIS	64047	T	1
3.	E-2 M	NA CL	21	8.7 X10 <sup>-2</sup> D 3.01 X10 <sup>-3</sup> M	BB	SURFACE TENSION LOG PLOT	HUIS	64047	T	L
1.	E-1 M	NA CL	21	4.2 X10 <sup>-2</sup> D 1.45 X10 <sup>-3</sup> M	BB	SURFACE TENSION LOG PLOT	HUIS	64047	T	L
1.	E-1 M	NA CL	21	4.3 X10 <sup>-2</sup> D 1.49 X10 <sup>-3</sup> M	BB	TURBIDITY PLT LITE SCATR	HUIS	64047	T	3
3.	E-1 M	NA CL	21	1.9 X10 <sup>-2</sup> D 6.59 X10 <sup>-4</sup> M	BC	TURBIDITY PLT LITE SCATR	HUIS	64047	T	L
3.	E-1 M	NA CL	21	2.4 X10 <sup>-2</sup> D 8.32 X10 <sup>-4</sup> M	BC	SURFACE TENSION LOG PLOT	HUIS	64047	T	L
2.	E-2 M	NA CL	25	1.10 X10 <sup>-1</sup> D 3.815X10 <sup>-3</sup> M	BE	DEBYE PLT LIGHT SCATTER	WILL MYSE	55005	T	L
2.	E-2 M	NA CL	25	1.05 X10 <sup>-1</sup> D 3.642X10 <sup>-3</sup> M	BD	TURBIDITY PLT LITE SCATR	WILL MYSE	55005	T	L
3.	E-2 M	NA CL	25	9.00 X10 <sup>-2</sup> D 3.121X10 <sup>-3</sup> M	BB	FOTOMTR SOLUBLZTN OROT	WILL MYSE	55005	T	1
3.	E-2 M	NA CL	25	9.03 X10 <sup>-2</sup> D 3.132X10 <sup>-3</sup> M	BA	SPECFC CONDCTNCE GRAPH	WILL MYSE	55005	T	1
3.	E-2 M	NA CL	25	8.9 X10 <sup>-2</sup> D 3.08 X10 <sup>-3</sup> M	BC	DEBYE PLT LIGHT SCATTER	WILL MYSE	55005	T	L
3.	E-2 M	NA CL	25	8.3 X10 <sup>-2</sup> D 2.87 X10 <sup>-3</sup> M	BB	TURBIDITY PLT LITE SCATR	WILL MYSE	55005	T	L
3.	E-2 M	NA CL	25	9.18 X10 <sup>-2</sup> D 3.184X10 <sup>-3</sup> M	BB	FOTOMTR SOLUBLZTN OROT	SCHO	66036	T	1
7.5	E-2 M	NA CL	25	1. X10 <sup>-2</sup> D 3.4 X10 <sup>-4</sup> M	BE	TURBIDITY PLT LITE SCATR	PRIN HERM	56011	T	L
1.	E-1 M	NA CL	25	1.7 X10 <sup>-3</sup> M	BC	ULTRACENTRIFUGATION	ANAC JOHN	64017	T	L
1.	E-1 M	NA CL	25	3.0 X10 <sup>-2</sup> D 1.04 X10 <sup>-3</sup> M	BC	TURBIDITY PLT LITE SCATR	WILL MYSE	55005	T	L
1.	E-1 M	NA CL	25	3.7 X10 <sup>-2</sup> D 1.28 X10 <sup>-3</sup> M	BC	DEBYE PLT LIGHT SCATTER	WILL MYSE	55005	T	L
1.0	E-1 M	NA CL	25	4.10 X10 <sup>-2</sup> D 1.422X10 <sup>-3</sup> M	BC	FOTOMTR SOLUBLZTN OROT	SCHO	66036	T	L
1.00	E-1 M	NA CL	25	4.15 X10 <sup>-2</sup> D 1.439X10 <sup>-3</sup> M	BC	FOTOMTR SOLUBLZTN OROT	WILL MYSE	55005	T	L
1.00	E-1 M	NA CL	25	4.30 X10 <sup>-2</sup> D 1.491X10 <sup>-3</sup> M	BA	SPECFC CONDCTNCE GRAPH	WILL MYSE	55005	T	3

Concentration units: A—mol %; B—vol % solvent; C—mol % surfactant mixture; D—wt/vol %; E—% saturation; H—wt % solvent; I—mol % surfactant; K—normality

counterions; M—molar; N—normal; P—wt %; Q—wt % surfactant; R—varied; S—mol/kg; T—wt % surfactant mixture; U—mol/(l or kg); W—molar; Y—atm. Details on page 222.

# Complete Table of Critical Micelle Concentration Values—Continued

Additives			Temp. °C	CMC	Qual. Mat. Meth.	Method	Authors	Reference	Source	Evaluation
2.	E-1 M	NA CL	25	2.8 X10 <sup>-2</sup> D 9.71 X10 <sup>-4</sup> M	BD	DEBYE PLT LIGHT SCATTER	WILL MYSE	55005	T	L
2.	E-1 M	NA CL	25	2.5 X10 <sup>-2</sup> D 8.67 X10 <sup>-4</sup> M	BC	TURBIDITY PLT LITE SCATR	WILL MYSE	55005	T	L
2.	E-1 M	NA CL	25.0	7.5 X10 <sup>-4</sup> M	BC	SURFACE TENSION LOG PLOT	SCHI	63026	L	L
2.	E-1 M	NA CL	25.0	9.0 X10 <sup>-4</sup> M	BA	SPECFC CONDUCTNCE GRAPH	MYSE MYSE	65018	T	3
3.	E-1 M	NA CL	25.0	7. X10 <sup>-4</sup> M	BD	SPECFC CONDUCTNCE GRAPH	MYSE MYSE	65018	T	L
4.	E-1 M	NA CL	25	1.7 X10 <sup>-2</sup> D 5.89 X10 <sup>-4</sup> M	BD	DEBYE PLT LIGHT SCATTER	WILL MYSE	55005	T	L
4.	E-1 M	NA CL	25	1.6 X10 <sup>-2</sup> D 5.54 X10 <sup>-4</sup> M	BD	TURBIDITY PLT LITE SCATR	WILL MYSE	55005	T	L
4.0	E-1 M	NA CL	25	1.894X10 <sup>-2</sup> D 6.569X10 <sup>-4</sup> M	BC	FOTOMTR SOLUBLZTN OROT	SCHO	66036	T	L
2.05	E-3 M	NA CL	26	5.11 X10 <sup>-3</sup> M	DG	VISUAL SPCTR CHNGE PNCN	CORR HARK	47010	T	L
4.88	E-3 M	NA CL	26	4.47 X10 <sup>-3</sup> M	DG	VISUAL SPCTR CHNGE PNCN	CORR HARK	47010	T	L
9.36	E-3 M	NA CL	26	4.19 X10 <sup>-3</sup> M	DG	VISUAL SPCTR CHNGE PNCN	CORR HARK	47010	T	L
1.85	E-2 M	NA CL	26	3.40 X10 <sup>-3</sup> M	DG	VISUAL SPCTR CHNGE PNCN	CORR HARK	47010	T	L
3.11	E-2 M	NA CL	26	2.75 X10 <sup>-3</sup> M	DG	VISUAL SPCTR CHNGE PNCN	CORR HARK	47010	T	L
4.60	E-2 M	NA CL	26	2.11 X10 <sup>-3</sup> M	DG	VISUAL SPCTR CHNGE PNCN	CORR HARK	47010	T	L
7.53	E-2 M	NA CL	26	1.73 X10 <sup>-3</sup> M	DG	VISUAL SPCTR CHNGE PNCN	CORR HARK	47010	T	L
1.47	E-1 M	NA CL	26	1.35 X10 <sup>-3</sup> M	DG	VISUAL SPCTR CHNGE PNCN	CORR HARK	47010	T	L
2.43	E-1 M	NA CL	26	1.11 X10 <sup>-3</sup> M	DG	VISUAL SPCTR CHNGE PNCN	CORR HARK	47010	T	L
2.69	E-1 M	NA CL	26	1.10 X10 <sup>-3</sup> M	DG	VISUAL SPCTR CHNGE PNCN	CORR HARK	47010	T	L
3.16	E-1 M	NA CL	26	9.73 X10 <sup>-4</sup> M	DG	VISUAL SPCTR CHNGE PNCN	CORR HARK	47010	T	L
3.54	E-1 M	NA CL	26	8.66 X10 <sup>-4</sup> M	DG	VISUAL SPCTR CHNGE PNCN	CORR HARK	47010	T	L
5.	E-2 M	NA CL	30	2.34 X10 <sup>-3</sup> M	CC	VELOCITY OF SOUND	SHIG	66010	G	L
1.	E-1 M	NA CL	30	1.63 X10 <sup>-3</sup> M	CC	VELOCITY OF SOUND	SHIG	66010	G	L
1.00	E-1 M	NA CL	30.0	4.8 X10 <sup>-2</sup> D 1.66 X10 <sup>-3</sup> M	CD	TURBIDITY PLT LITE SCATR	KURI	62009	T	L
2.	E-1 M	NA CL	30	3.0 X10 <sup>-2</sup> D 1.04 X10 <sup>-3</sup> M	CD	TURBIDITY PLT LITE SCATR	KURI NAKA	62010	T	L
5.	E-1 M	NA CL	30	5.9 X10 <sup>-4</sup> M	CD	VELOCITY OF SOUND	SHIG	66010	G	L
1.	E-2 M	NA CL	40	5.37 X10 <sup>-3</sup> M	BB	SURFACE TNSN LINEAR PLOT	MATI PETH	58020	T	L
6.75	E-2 M	NA CL	40	1.6 X10 <sup>-3</sup> M	CG	FOTOMTR SPCTR CHNGE RHD6	MEGU KOND	56020	T	L
1.0	E-1 M	NA CL	40	1.62 X10 <sup>-3</sup> M	BB	SURFACE TNSN LINEAR PLOT	MATI PETH	58020	T	L
2.0	E-1 M	NA CL	40	8.71 X10 <sup>-4</sup> M	BB	SURFACE TNSN LINEAR PLOT	MATI PETH	58020	T	L
1.00	E-1 M	NA CL	50.2	7.2 X10 <sup>-2</sup> D 2.49 X10 <sup>-3</sup> M	CD	TURBIDITY PLT LITE SCATR	KURI	62009	T	L
2.	E-1 M	NA CL	50	4.0 X10 <sup>-2</sup> D 1.38 X10 <sup>-3</sup> M	CD	TURBIDITY PLT LITE SCATR	KURI NAKA	62010	T	L
2.	E-1 M	NA CL	55.0	1.1 X10 <sup>-3</sup> M	BD	SURFACE TENSION LOG PLOT	SCHI	63026	L	L
1.	E-2 M	NA CL	60	6.17 X10 <sup>-3</sup> M	BB	SURFACE TNSN LINEAR PLOT	MATI PETH	58020	T	L
1.0	E-1 M	NA CL	60	2.04 X10 <sup>-3</sup> M	BB	SURFACE TNSN LINEAR PLOT	MATI PETH	58020	T	L
2.0	E-1 M	NA CL	60	1.45 X10 <sup>-3</sup> M	BB	SURFACE TNSN LINEAR PLOT	MATI PETH	58020	T	L
1.00	E-1 M	NA CL	69.8	1.10 X10 <sup>-1</sup> D 3.815X10 <sup>-3</sup> M	CD	TURBIDITY PLT LITE SCATR	KURI	62009	T	L
1.	E-2 N	NA CL	70	4.5 X10 <sup>-3</sup> M	CG	VISUAL SPCTR CHNGE PNCN	LANG	51005	L	L
2.	E-2 N	NA CL	70	3.2 X10 <sup>-3</sup> M	CG	VISUAL SPCTR CHNGE PNCN	LANG	51005	L	L
5.	E-2 N	NA CL	70	2.3 X10 <sup>-3</sup> M	CG	VISUAL SPCTR CHNGE PNCN	LANG	51005	L	L
1.0	E-1 N	NA CL	70	1.6 X10 <sup>-3</sup> M	CG	VISUAL SPCTR CHNGE PNCN	LANG	51005	L	L
2.	E-1 M	NA CL	70	6.0 X10 <sup>-2</sup> D 2.08 X10 <sup>-3</sup> M	CD	TURBIDITY PLT LITE SCATR	KURI NAKA	62010	T	L
2.0	E-1 N	NA CL	70	1.2 X10 <sup>-3</sup> M	CG	VISUAL SPCTR CHNGE PNCN	LANG	51005	L	L
5.0	E-1 N	NA CL	70	7.5 X10 <sup>-4</sup> M	CG	VISUAL SPCTR CHNGE PNCN	LANG	51005	L	L
6.1	E-3 M	NA CL	RM	5.7 X10 <sup>-3</sup> M	CG	VISUAL FLUOR CHNGE RHD6	PRIN HERM	56002	T	L
1.09	E-2 M	NA CL	RM	5.0 X10 <sup>-3</sup> M	CG	VISUAL FLUOR CHNGE RHD6	PRIN HERM	56002	T	L
1.83	E-2 M	NA CL	RM	4.1 X10 <sup>-3</sup> M	CG	VISUAL FLUOR CHNGE RHD6	PRIN HERM	56002	T	L
2.	E-2 M	NA CL	UNK	7.1 X10 <sup>-2</sup> D 2.46 X10 <sup>-3</sup> M	CD	TURBIDITY PLT LITE SCATR	KUSH HUBB	55003	K	L
3.0	E-2 M	NA CL	RM	3.5 X10 <sup>-3</sup> M	CG	VISUAL FLUOR CHNGE RHD6	PRIN HERM	56002	G	L
3.21	E-2 M	NA CL	RM	3.4 X10 <sup>-3</sup> M	CG	VISUAL FLUOR CHNGE RHD6	PRIN HERM	56002	T	L
4.	E-2 M	NA CL	UNK	6.0 X10 <sup>-2</sup> D 2.08 X10 <sup>-3</sup> M	CE	TURBIDITY PLT LITE SCATR	KUSH HUBB	55003	K	L
5.59	E-2 M	NA CL	RM	3.0 X10 <sup>-3</sup> M	CG	VISUAL FLUOR CHNGE RHD6	PRIN HERM	56002	T	L
6.	E-2 M	NA CL	UNK	4.8 X10 <sup>-2</sup> D 1.66 X10 <sup>-3</sup> M	CE	TURBIDITY PLT LITE SCATR	KUSH HUBB	55003	K	L
1.2	E-1 M	NA CL	UNK	2.6 X10 <sup>-2</sup> D 9.01 X10 <sup>-4</sup> M	CE	TURBIDITY PLT LITE SCATR	KUSH HUBB	55003	K	L
2.0	E-1 M	NA CL	UNK	1.1 X10 <sup>-2</sup> D 3.81 X10 <sup>-4</sup> M	CE	TURBIDITY PLT LITE SCATR	KUSH HUBB	55003	K	L
1.	E-2 M	NA F	21	1.61 X10 <sup>-1</sup> D 5.584X10 <sup>-3</sup> M	BB	TURBIDITY PLT LITE SCATR	HUIS	64047	T	3
3.	E-2 M	NA F	21	8.5 X10 <sup>-2</sup> D 2.94 X10 <sup>-3</sup> M	BB	TURBIDITY PLT LITE SCATR	HUIS	64047	T	L

Concentration units: A—mol %; B—vol % solvent; C—mol % surfactant mixture; D—wt/vol %; E—% saturation; H—wt % solvent; I—mol % surfactant; K—normality

counterions; M—molar; N—normal; P—wt %; Q—wt % surfactant; R—varied; S—mol/kg; T—wt % surfactant mixture; U—mol/(l or kg); W—molar; Y—atm. Details on page 222.



*Complete Table of Critical Micelle Concentration Values—Continued*

		Additives	Temp. °C	CMC	Qual. Mat. Meth.	Method	Authors	Reference	Source	Evaluation
1.	E-1 M	NA F	21	4.15 X10 <sup>-2</sup> D	BB	SURFACE TENSION LOG PLOT	HUIS	64047	T	L
				1.439X10 <sup>-3</sup> M					M	
1.	E-1 M	NA F	21	4.2 X10 <sup>-2</sup> D	BB	TURBIDITY PLT LITE SCATR	HUIS	64047	T	3
				1.45 X10 <sup>-3</sup> M					M	
3.	E-1 M	NA F	21	2.0 X10 <sup>-2</sup> D	BC	TURBIDITY PLT LITE SCATR	HUIS	64047	T	L
				6.93 X10 <sup>-4</sup> M					M	
1.	E-2 M	NA I	21	1.62 X10 <sup>-1</sup> D	BB	TURBIDITY PLT LITE SCATR	HUIS	64047	T	3
				5.619X10 <sup>-3</sup> M					M	
3.	E-2 M	NA I	21	9.0 X10 <sup>-2</sup> D	BB	TURBIDITY PLT LITE SCATR	HUIS	64047	T	1
				3.12 X10 <sup>-3</sup> M					M	
1.	E-1 M	NA I	21	4.0 X10 <sup>-2</sup> D	BB	SURFACE TENSION LOG PLOT	HUIS	64047	T	L
				1.38 X10 <sup>-3</sup> M					M	
1.	E-1 M	NA I	21	4.0 X10 <sup>-2</sup> D	BB	TURBIDITY PLT LITE SCATR	HUIS	64047	T	3
				1.38 X10 <sup>-3</sup> M					M	
3.	E-1 M	NA I	21	2.3 X10 <sup>-2</sup> D	BC	TURBIDITY PLT LITE SCATR	HUIS	64047	T	L
				7.97 X10 <sup>-4</sup> M					M	
4.	E-2 K	NA NO3	20	2.43 X10 <sup>-3</sup> M	BB	SURFACE TENSION LOG PLOT	V VO	61026	TL	L
1.	E-2 M	NA NO3	35	5.7 X10 <sup>-3</sup> M	BA	SPECFC CONDUCTNCE GRAPH	CORK GOOD	62006	T	3
1.55	E-3 M	NA4 P207 PYRO	26	4.55 X10 <sup>-3</sup> M	DG	VISUAL SPCTR CHNGE PNCN	CORR HARK	47010	T	L
5.55	E-3 M	NA4 P207 PYRO	26	3.32 X10 <sup>-3</sup> M	DG	VISUAL SPCTR CHNGE PNCN	CORR HARK	47010	T	L
1.87	E-2 M	NA4 P207 PYRO	26	1.86 X10 <sup>-3</sup> M	DG	VISUAL SPCTR CHNGE PNCN	CORR HARK	47010	T	L
4.13	E-2 M	NA4 P207 PYRO	26	1.24 X10 <sup>-3</sup> M	DG	VISUAL SPCTR CHNGE PNCN	CORR HARK	47010	T	L
6.02	E-2 M	NA4 P207 PYRO	26	1.06 X10 <sup>-3</sup> M	DG	VISUAL SPCTR CHNGE PNCN	CORR HARK	47010	T	L
3.48	E-3 M	NA2 S04	26	4.54 X10 <sup>-3</sup> M	DG	VISUAL SPCTR CHNGE PNCN	CORR HARK	47010	T	L
6.87	E-3 M	NA2 S04	26	3.58 X10 <sup>-3</sup> M	DG	VISUAL SPCTR CHNGE PNCN	CORR HARK	47010	T	L
1.18	E-2 M	NA2 S04	26	3.12 X10 <sup>-3</sup> M	DG	VISUAL SPCTR CHNGE PNCN	CORR HARK	47010	T	L
1.81	E-2 M	NA2 S04	26	2.40 X10 <sup>-3</sup> M	DG	VISUAL SPCTR CHNGE PNCN	CORR HARK	47010	T	L
3.03	E-2 M	NA2 S04	26	1.97 X10 <sup>-3</sup> M	DG	VISUAL SPCTR CHNGE PNCN	CORR HARK	47010	T	L
4.00	E-2 M	NA2 S04	26	1.74 X10 <sup>-3</sup> M	DG	VISUAL SPCTR CHNGE PNCN	CORR HARK	47010	T	L
8.36	E-2 M	NA2 S04	26	1.36 X10 <sup>-3</sup> M	DG	VISUAL SPCTR CHNGE PNCN	CORR HARK	47010	T	L
1.44	E-1 M	NA2 S04	26	9.98 X10 <sup>-4</sup> M	DG	VISUAL SPCTR CHNGE PNCN	CORR HARK	47010	T	L
5.68	E-3 N	NA2 S04	40	5.80 X10 <sup>-3</sup> M	BG	FOTOMTR SPCTR CHNGE PNCN	GODD HARV	53012	L	L
8.14	E-3 N	NA2 S04	40	5.50 X10 <sup>-3</sup> M	BG	FOTOMTR SPCTR CHNGE PNCN	GODD HARV	53012	L	L
1.19	E-2 N	NA2 S04	40	4.70 X10 <sup>-3</sup> M	BG	FOTOMTR SPCTR CHNGE PNCN	GODD HARV	53012	L	L
1.70	E-2 N	NA2 S04	40	4.05 X10 <sup>-3</sup> M	BG	FOTOMTR SPCTR CHNGE PNCN	GODD HARV	53012	L	L
2.32	E-2 N	NA2 S04	40	3.65 X10 <sup>-3</sup> M	BG	FOTOMTR SPCTR CHNGE PNCN	GODD HARV	53012	L	L
3.10	E-2 N	NA2 S04	40	3.10 X10 <sup>-3</sup> M	BG	FOTOMTR SPCTR CHNGE PNCN	GODD HARV	53012	L	L
3.82	E-2 N	NA2 S04	40	2.75 X10 <sup>-3</sup> M	BG	FOTOMTR SPCTR CHNGE PNCN	GODD HARV	53012	L	L
5.14	E-2 N	NA2 S04	40	2.40 X10 <sup>-3</sup> M	BG	FOTOMTR SPCTR CHNGE PNCN	GODD HARV	53012	L	L
2.	E 2 I	NA5 P3010 TRIPOLY	60	1.22 X10 <sup>-1</sup> D	DC	FOTOMTR SOLUBLZTN OROT	GINN KINN	61015	T	L
				4.231X10 <sup>-3</sup> M					M	
2.22	E 1 Q	PENTADECANOL V.BR*	25	1.76 X10 <sup>-1</sup> D	CB	UNSPECIFIED CONDUCTANCE	SCHI FOWK	57014	T	L
				6.104X10 <sup>-3</sup> M					M	
1.	E-5 M	PINACYANOL CL (DYE)	RM	1.93 X10 <sup>-1</sup> D	BG	FOTOMTR SPCTR CHNGE PNCN	MUKE MYSE	55015	G	L
				6.694X10 <sup>-3</sup> M					M	
1.	E-5 M	PINACYANOL CL (DYE)	RM	2.01 X10 <sup>-1</sup> D	BG	FOTOMTR SPCTR CHNGE PNCN	MUKE MYSE	55015	G	L
				6.971X10 <sup>-3</sup> M					M	
4.	E-5 M	PINACYANOL CL (DYE)	RM	2.03 X10 <sup>-1</sup> D	BG	FOTOMTR SPCTR CHNGE PNCN	MUKE MYSE	55015	G	L
				7.041X10 <sup>-3</sup> M					M	
4.	E-5 M	PINACYANOL CL (DYE)	RM	2.10 X10 <sup>-1</sup> D	BG	FOTOMTR SPCTR CHNGE PNCN	MUKE MYSE	55015	G	L
				7.284X10 <sup>-3</sup> M					M	
1.	E-4 M	PINACYANOL CL (DYE)	RM	2.15 X10 <sup>-1</sup> D	BG	FOTOMTR SPCTR CHNGE PNCN	MUKE MYSE	55015	G	L
				7.457X10 <sup>-3</sup> M					M	
1.	E-4 M	PINACYANOL CL (DYE)	RM	2.29 X10 <sup>-1</sup> D	BG	FOTOMTR SPCTR CHNGE PNCN	MUKE MYSE	55015	G	L
				7.943X10 <sup>-3</sup> M					M	
2.	E-6 M	PINACYANOL CL (DYE)	RM	1.84 X10 <sup>-1</sup> D	BG	FOTOMTR SPCTR CHNGE PNCN	MUKE MYSE	55015	G	L
				6.382X10 <sup>-3</sup> M					M	
2.	E-6 M	PINACYANOL CL (DYE)	RM	1.91 X10 <sup>-1</sup> D	BG	FOTOMTR SPCTR CHNGE PNCN	MUKE MYSE	55015	G	L
				6.625X10 <sup>-3</sup> M					M	
5.03	E 0 H	PROPANOL-1	00.5	4.7 X10 <sup>-3</sup> M	BB	AVER SP EQUIV COND	FLOC UBBE	53008	G	3
5.03	E 0 H	PROPANOL-1	10.5	4.0 X10 <sup>-3</sup> M	BB	AVER SP EQUIV COND	FLOC UBBE	53008	G	3
5.03	E 0 H	PROPANOL-1	25.2	3.8 X10 <sup>-3</sup> M	BB	AVER SP EQUIV COND	FLOC UBBE	53008	G	3
9.21	E 0 H	PROPANOL-1	25.2	1.31 X10 <sup>-3</sup> M	BG	AVER COND BEGINING MAXIM	FLOC UBBE	53008	G	L
1.339E 1 H		PROPANOL-1	25.2	6.0 X10 <sup>-4</sup> M	BG	AVER COND BEGINING MAXIM	FLOC UBBE	53008	G	L
1.914E 1 H		PROPANOL-1	25.2	5.0 X10 <sup>-4</sup> M	BG	AVER COND BEGINING MAXIM	FLOC UBBE	53008	G	L
5.03	E 0 H	PROPANOL-1	33.5	4.1 X10 <sup>-3</sup> M	BB	AVER SP EQUIV COND	FLOC UBBE	53008	G	3
5.03	E 0 H	PROPANOL-1	40.1	4.4 X10 <sup>-3</sup> M	BB	AVER SP EQUIV COND	FLOC UBBE	53008	G	3
5.03	E 0 H	PROPANOL-1	50.0	5.1 X10 <sup>-3</sup> M	BB	AVER SP EQUIV COND	FLOC UBBE	53008	G	3
5.71	E 0 H	PROPANOL-2	00.5	5.7 X10 <sup>-3</sup> M	BB	AVER SP EQUIV COND	FLOC UBBE	53008	G	3
5.71	E 0 H	PROPANOL-2	10.5	4.9 X10 <sup>-3</sup> M	BB	AVER SP EQUIV COND	FLOC UBBE	53008	G	3
5.71	E 0 H	PROPANOL-2	25.2	4.3 X10 <sup>-3</sup> M	BB	AVER SP EQUIV COND	FLOC UBBE	53008	T	3
1.040E 1 H		PROPANOL-2	25.2	2.23 X10 <sup>-3</sup> M	BG	AVER COND BEGINING MAXIM	FLOC UBBE	53008	G	L
1.348E 1 H		PROPANOL-2	25.2	1.83 X10 <sup>-3</sup> M	BG	AVER COND BEGINING MAXIM	FLOC UBBE	53008	G	L
1.741E 1 H		PROPANOL-2	25.2	1.34 X10 <sup>-3</sup> M	BG	AVER COND BEGINING MAXIM	FLOC UBBE	53008	G	L
5.71	E 0 H	PROPANOL-2	33.5	4.5 X10 <sup>-3</sup> M	BB	AVER SP EQUIV COND	FLOC UBBE	53008	G	3

Concentration units: A—mol %; B—vol % solvent; C—mol % surfactant mixture; D—wt/vol %; E—% saturation; H—wt % solvent; I—mol % surfactant; K—normality

counterions; M—molar; N—normal; P—wt %; Q—wt % surfactant; R—varied; S—mol/kg; T—wt % surfactant mixture; U—mol/(l or kg); W—molal; Y—atm. Details on page 222.

# Complete Table of Critical Micelle Concentration Values – Continued

Additives	Temp. °C	CMC	Qual. Mat. Meth.	Method	Authors	Reference	Source	Evaluation
5.71 E 0 H	40.1	5.0 X10-3 M	BB	AVER SP EQUIV COND	FLOC UBBE	53008	G	3
5.71 E 0 H	50.0	5.7 X10-3 M	BB	AVER SP EQUIV COND	FLOC UBBE	53008	G	3
5.06 E 0 H	25.2	4.3 X10-3 M	BB	AVER SP EQUIV COND	FLOC UBBE	53008	G	3
1.042E 1 H	25.2	4.0 X10-3 M	BD	AVER SP EQUIV COND	FLOC UBBE	53008	G	L
1.519E 1 H	25.2	5.5 X10-3 M	BE	AVER SP EQUIV COND	FLOC UBBE	53008	G	L
5.00 E 2 Y	25	9.09 X10-3 W	BA	SPECFC CONDUCTNCE GRAPH	HAMA	62036	G	3
1.000E 3 Y	25	9.45 X10-3 W	BA	SPECFC CONDUCTNCE GRAPH	HAMA	62036	G	3
1.500E 3 Y	25	9.36 X10-3 W	BA	SPECFC CONDUCTNCE GRAPH	HAMA	62036	G	3
2.000E 3 Y	25	9.09 X10-3 W	BA	SPECFC CONDUCTNCE GRAPH	HAMA	62036	G	3
1. E-3 N	40	4.77 X10-3 M	BG	FOTOMTR SPCTR CHNGE PNCN	GODD HARV	53012	L	L
1.4 E-3 N	40	4.35 X10-3 M	BG	FOTOMTR SPCTR CHNGE PNCN	GODD HARV	53012	L	L
1.9 E-3 N	40	3.8 X10-3 M	BG	FOTOMTR SPCTR CHNGE PNCN	GODD HARV	53012	L	L
2.5 E-3 N	40	3.47 X10-3 M	BG	FOTOMTR SPCTR CHNGE PNCN	GODD HARV	53012	L	L
3.3 E-3 N	40	3.1 X10-3 M	BG	FOTOMTR SPCTR CHNGE PNCN	GODD HARV	53012	L	L
4.4 E-3 N	40	2.8 X10-3 M	BG	FOTOMTR SPCTR CHNGE PNCN	GODD HARV	53012	L	L
7.5 E-3 N	40	2.47 X10-3 M	BG	FOTOMTR SPCTR CHNGE PNCN	GODD HARV	53012	L	L
1.3 E-2 N	40	2.15 X10-3 M	BG	FOTOMTR SPCTR CHNGE PNCN	GODD HARV	53012	L	L
1.86 E-2 N	40	1.97 X10-3 M	BG	FOTOMTR SPCTR CHNGE PNCN	GODD HARV	53012	L	L
1. E-5 M	40	6.7 X10-3 M	CG	FOTOMTR SPCTR CHNGE RHD6	MEGU KOND	56020	T	L
5. E-6 M	40	6.6 X10-3 M	CG	FOTOMTR SPCTR CHNGE RHD6	MEGU KOND	56020	T	L
3. E 0 D	25	7.1 X10-3 M	CB	EQUIV CONDUCTNCE GRAPH	NAKA KAWA	64034	G	3
1.0 E 1 D	25	6.1 X10-3 M	CC	EQUIV CONDUCTNCE GRAPH	NAKA KAWA	64034	G	L
2.0 E 1 D	25	5.5 X10-3 M	CC	EQUIV CONDUCTNCE GRAPH	NAKA KAWA	64034	G	L
3.0 E 1 D	25	5.1 X10-3 M	CC	EQUIV CONDUCTNCE GRAPH	NAKA KAWA	64034	G	L
5. E-2 P	24.7	1.3 X10-1 P	HC	SPECFC CONDUCTNCE GRAPH	ROSS BRAM	57031	T	L
2.0 E-1 P	24.7	1.8 X10-1 P	HC	SPECFC CONDUCTNCE GRAPH	ROSS BRAM	57031	T	L
4.0 E-1 P	24.7	1.6 X10-1 P	HC	SPECFC CONDUCTNCE GRAPH	ROSS BRAM	57031	T	L
1.2 E-3 N	40	6.15 X10-3 M	BG	FOTOMTR SPCTR CHNGE PNCN	GODD HARV	53012	L	L
2.85 E-3 N	40	5.47 X10-3 M	BG	FOTOMTR SPCTR CHNGE PNCN	GODD HARV	53012	L	L
4.7 E-3 N	40	4.9 X10-3 M	BG	FOTOMTR SPCTR CHNGE PNCN	GODD HARV	53012	L	L
7.7 E-3 N	40	4.1 X10-3 M	BG	FOTOMTR SPCTR CHNGE PNCN	GODD HARV	53012	L	L
1.3 E-2 N	40	3.3 X10-3 M	BG	FOTOMTR SPCTR CHNGE PNCN	GODD HARV	53012	L	L
3. E 0 M	10	1.06 X10-2 M	BB	SURFACE TENSION LOG PLOT	SCHI	64020	T	L
6. E 0 M	10	1.41 X10-2 M	BB	SURFACE TENSION LOG PLOT	SCHI	64020	T	L
1. E 0 M	25	7.4 X10-3 M	BB	SURFACE TENSION LOG PLOT	SCHI	64020	T	L
2. E 0 M	25	8.0 X10-3 M	BB	SURFACE TENSION LOG PLOT	SCHI	64020	T	L
3. E 0 M	25	9. X10-3 M	BB	SURFACE TENSION LOG PLOT	SCHI	64020	T	L
4.5 E 0 M	25	1.02 X10-2 M	BB	SURFACE TENSION LOG PLOT	SCHI	64020	T	L
6. E 0 M	25	1.20 X10-2 M	BB	SURFACE TENSION LOG PLOT	SCHI	64020	T	L
5. E-3 M	26	6.2 X10-3 M	DG	VISUAL SPCTR CHNGE PNCN	CORR HARK	47010	G	L
2.5 E-2 M	26	6.2 X10-3 M	DG	VISUAL SPCTR CHNGE PNCN	CORR HARK	47010	G	L
4.7 E-2 M	26	6.2 X10-3 M	DG	VISUAL SPCTR CHNGE PNCN	CORR HARK	47010	G	L
1.22 E-1 M	26	6.2 X10-3 M	DG	VISUAL SPCTR CHNGE PNCN	CORR HARK	47010	G	L
1.63 E-1 M	26	6.1 X10-3 M	DG	VISUAL SPCTR CHNGE PNCN	CORR HARK	47010	G	L
2.35 E-1 M	26	6.2 X10-3 M	DG	VISUAL SPCTR CHNGE PNCN	CORR HARK	47010	G	L
2.78 E-1 M	26	6.1 X10-3 M	DG	VISUAL SPCTR CHNGE PNCN	CORR HARK	47010	G	L
4.70 E-1 M	26	6.1 X10-3 M	DG	VISUAL SPCTR CHNGE PNCN	CORR HARK	47010	G	L
3.22 E 0 M	26	5.72 X10-3 M	DG	VISUAL SPCTR CHNGE PNCN	CORR HARK	47010	T	L
3. E 0 M	45	9.1 X10-3 M	BB	SURFACE TENSION LOG PLOT	SCHI	64020	T	L
6. E 0 M	45	1.15 X10-2 M	BB	SURFACE TENSION LOG PLOT	SCHI	64020	T	L
0003				SEE CMPD NMBR IN ADDITV	SHED JAKO	63001		X
1.078E 1 C	25.0	8.32 X10-3 M	CA	EQUIV CONDUCTNCE GRAPH	MYSE OTTE	61017	T	3
2.006E 1 C	25.0	8.54 X10-3 M	CA	EQUIV CONDUCTNCE GRAPH	MYSE OTTE	61017	T	3
2.025E 1 C	25.0	8.54 X10-3 M	CA	EQUIV CONDUCTNCE GRAPH	MYSE OTTE	61017	T	3
3.478E 1 C	25.0	9.88 X10-3 M	CA	EQUIV CONDUCTNCE GRAPH	MYSE OTTE	61017	T	3
4.912E 1 C	25.0	1.115X10-2 M	CA	EQUIV CONDUCTNCE GRAPH	MYSE OTTE	61017	T	3
5.998E 1 C	25.0	1.281X10-2 M	BA	EQUIV CONDUCTNCE GRAPH	MYSE OTTE	61017	T	2
7.100E 1 C	25.0	1.498X10-2 M	BA	EQUIV CONDUCTNCE GRAPH	MYSE OTTE	61017	T	2
8.466E 1 C	25.0	1.91 X10-2 M	BA	EQUIV CONDUCTNCE GRAPH	MYSE OTTE	61017	T	2
9.495E 1 C	25.0	2.65 X10-2 M	BA	EQUIV CONDUCTNCE GRAPH	MYSE OTTE	61017	T	2
E 0	50			GRAPH DATA NOT RETRIEVED	LANG	53005		R
1.25 E 1 C	RM	5.11 X10-3 M	BB	ELECTROMOTIVE FORCE	SHED JAKO	63001	T	3
2.5 E 1 C	RM	3.88 X10-3 M	BB	ELECTROMOTIVE FORCE	SHED JAKO	63001	T	3
5.0 E 1 C	RM	2.62 X10-3 M	BB	ELECTROMOTIVE FORCE	SHED JAKO	63001	T	3
0005	50			SEE CMPD NMBR IN ADDITV	LANG	53005		X
E 0	50			GRAPH DATA NOT RETRIEVED	LANG	53005		R
2. E 0 C	70	5.7 X10-3 N	CG	VISUAL SPCTR CHNGE PNCN	LANG	51005	L	L
5. E 0 C	70	5.3 X10-3 N	CG	VISUAL SPCTR CHNGE PNCN	LANG	51005	L	L
1.0 E 1 N	70	4.9 X10-3 N	CG	VISUAL SPCTR CHNGE PNCN	LANG	51005	L	L
2.5 E 1 C	70	4.0 X10-3 N	CG	VISUAL SPCTR CHNGE PNCN	LANG	51005	L	L
5.0 E 1 C	70	3.4 X10-3 N	CG	VISUAL SPCTR CHNGE PNCN	LANG	51005	L	L
7.5 E 1 C	70	3.1 X10-3 N	CG	VISUAL SPCTR CHNGE PNCN	LANG	51005	L	L
E 0	50			GRAPH DATA NOT RETRIEVED	LANG	53005		R
1.25 E 1 C	UNK	6.8 X10-3 M	DG	VISUAL SPCTR CHNGE PNCN	CORR HARK	46015	G	L
2.98 E 1 C	UNK	7.8 X10-3 M	DG	VISUAL SPCTR CHNGE PNCN	CORR HARK	46015	G	L

Concentration units: A—mol %; B—vol % solvent; C—mol % surfactant mixture; D—wt/vol %; E—% saturation; H—wt % solvent; I—mol % surfactant; K—normality

counterions; M—molar; N—normal; P—wt %; Q—wt % surfactant; R—varied; S—mol/kg; T—wt % surfactant mixture; U—mol/(l or kg); W—molar; Y—atm. Details on page 222.



# Complete Table of Critical Micelle Concentration Values—Continued

Additives		Temp. °C	CMC	Qual. Mat. Meth.	Method	Authors	Reference	Source	Evaluation
3.74 E 1 C	0091	UNK	8.3 X10-3 M	DG	VISUAL SPCTR CHNGE PNCN	CORR HARK	46015	G L	
4.97 E 1 C	0091	UNK	9.4 X10-3 M	DG	VISUAL SPCTR CHNGE PNCN	CORR HARK	46015	G L	
6.53 E 1 C	0091	UNK	1.32 X10-2 M	DG	VISUAL SPCTR CHNGE PNCN	CORR HARK	46015	G L	
7.27 E 1 C	0091	UNK	1.59 X10-2 M	DG	VISUAL SPCTR CHNGE PNCN	CORR HARK	46015	G L	
7.84 E 1 C	0091	UNK	1.82 X10-2 M	DG	VISUAL SPCTR CHNGE PNCN	CORR HARK	46015	G L	
8.27 E 1 C	0091	UNK	1.91 X10-2 M	DG	VISUAL SPCTR CHNGE PNCN	CORR HARK	46015	G L	
3.80 E 1 C	0092	25	6.4 X10-3 M	CC	REFRACTIVE INDEX	KLEV	48005	T L	
6.45 E 1 C	0092	25	6.2 X10-3 M	CC	REFRACTIVE INDEX	KLEV	48005	T L	
1.48 E 1 C	0092	UNK	6.1 X10-3 M	DG	VISUAL SPCTR CHNGE PNCN	CORR HARK	46015	G L	
2.07 E 1 C	0092	UNK	6.1 X10-3 M	DG	VISUAL SPCTR CHNGE PNCN	CORR HARK	46015	G L	
3.34 E 1 C	0092	UNK	6.2 X10-3 M	DG	VISUAL SPCTR CHNGE PNCN	CORR HARK	46015	G L	
4.54 E 1 C	0092	UNK	6.2 X10-3 M	DG	VISUAL SPCTR CHNGE PNCN	CORR HARK	46015	G L	
5.69 E 1 C	0092	UNK	6.3 X10-3 M	DG	VISUAL SPCTR CHNGE PNCN	CORR HARK	46015	G L	
6.89 E 1 C	0092	UNK	6.4 X10-3 M	DG	VISUAL SPCTR CHNGE PNCN	CORR HARK	46015	G L	
8.41 E 1 C	0092	UNK	6.5 X10-3 M	DG	VISUAL SPCTR CHNGE PNCN	CORR HARK	46015	G L	
9.30 E 1 C	0092	UNK	6.4 X10-3 M	DG	VISUAL SPCTR CHNGE PNCN	CORR HARK	46015	G L	
	0115				SEE CMPD NMBR IN ADDITV	SCHI MANN	66001	X	
	0116				SEE CMPD NMBR IN ADDITV	SCHI MANN	66001	X	
	0205				SEE CMPD NMBR IN ADDITV	KURI NAKA	62010	X	
	0325				SEE CMPD NMBR IN ADDITV	SCHI MANN	66001	X	
	0327				SEE CMPD NMBR IN ADDITV	SCHI MANN	66001	X	
	0417				SEE CMPD NMBR IN ADDITV	KLEV RAIS	54010	X	
7. E-3 M	PENTANOL-1	UNK	4. X10-3 M	BG	METHOD NOT CITED	KLEV CARR	56001	T L	
1. E-3 N	K OH								
2.5 E-2 M	PENTANOL-1	UNK	2.5 X10-3 M	BG	METHOD NOT CITED	KLEV CARR	56001	T L	
1. E-3 N	K OH								
9. E-3 M	H CL	25	3.7 X10-3 M	CC	SPECFC CONDUCTNCE GRAPH	JAME PETH	60020	T L	
1. E-3 M	NA CL								
2. E-1	IONIC STRENGTH	25	3. X10-2 D	HG	REACTN RATE SULUBILIZATE	TONG REEV	65030	T L	
1.01 E 1	PH OF SOLUTION								
5. E 1 E	N-HEPTANE	UNK	4.5 X10-3 M	BG	METHOD NOT CITED	KLEV. CARR	56001	T L	
1. E-3 N	K OH								
1. E-1 K	NA ION	UNK	1.45 X10-3 M	BB	SURFACE TENSION LOG PLOT	ROE BRAS	54013	T L	
6.5 E 0	PH OF SOLUTION								
9.25 E-3 M	NA CL	RM	5.1 X10-3 M	CG	VISUAL FLUOR CHNGE RHD6	PRIN HERM	56002	T L	
3.1 E-3 M	K CL								
1.13 E-2 M	NA CL	RM	4.8 X10-3 M	CG	VISUAL FLUOR CHNGE RHD6	PRIN HERM	56002	T L	
4.9 E-3 M	K CL								
2.06 E-2 M	NA CL	RM	3.6 X10-3 M	CG	VISUAL FLUOR CHNGE RHD6	PRIN HERM	56002	T L	
7.75 E-3 M	K CL								
2.38 E-2 M	NA CL	RM	3.8 X10-3 M	CG	VISUAL FLUOR CHNGE RHD6	PRIN HERM	56002	T L	
2.4 E-3 M	K CL								
4.44 E-2 M	NA CL	RM	3.3 X10-3 M	CG	VISUAL FLUOR CHNGE RHD6	PRIN HERM	56002	T L	
3.2 E-3 M	K CL								
4.94 E-2 M	NA CL	RM	2.9 X10-3 M	CG	VISUAL FLUOR CHNGE RHD6	PRIN HERM	56002	T L	
4.8 E-3 M	K CL								
2.5 E-3 M	NA CL	RM	7.1 X10-3 M	CG	VISUAL FLUOR CHNGE RHD6	PRIN HERM	56002	G L	
2.7 E-2 M	LI CL								
1.2 E-2 M	NA CL	RM	7.1 X10-3 M	CG	VISUAL FLUOR CHNGE RHD6	PRIN HERM	56002	G L	
1.8 E-2 M	LI CL								
1.6 E-2 M	NA CL	RM	7.0 X10-3 M	CG	VISUAL FLUOR CHNGE RHD6	PRIN HERM	56002	G L	
1.4 E-2 M	LI CL								
2.16 E-2 M	NA CL	RM	5.8 X10-3 M	CG	VISUAL FLUOR CHNGE RHD6	PRIN HERM	56002	G L	
8.4 E-3 M	LI CL								
2.52 E-2 M	NA CL	RM	5.3 X10-3 M	CG	VISUAL FLUOR CHNGE RHD6	PRIN HERM	56002	G L	
4.8 E-3 M	LI CL								
2.75 E-2 M	NA CL	RM	3.8 X10-3 M	CG	VISUAL FLUOR CHNGE RHD6	PRIN HERM	56002	G L	
2.5 E-3 M	LI CL								
3. E-3 M	OCTANOL-1	UNK	2.5 X10-3 M	BG	METHOD NOT CITED	KLEV CARR	56001	T L	
E-3 N	K OH								
5. E-3 M	OCTANOL-1	UNK	1.5 X10-3 M	BG	METHOD NOT CITED	KLEV CARR	56001	T L	
1. E-3 N	K OH								
7. E-3 M	OCTANOL-1	UNK	6. X10-4 M	BG	METHOD NOT CITED	KLEV CARR	56001	T L	
1. E-3 N	K OH								
2.5 E-2 M	PENTAMINE	UNK	1.8 X10-3 M	BG	METHOD NOT CITED	KLEV CARR	56001	T L	
1. E-3 N	K OH								
558 ENTRIES FOR COMPOUND									
COMPOUND NO = 2 MOL WGT - 232.2 SODIUM OCTYL 1 SULFATE									
		10	1.421X10-1 W	BA	SPECFC CONDUCTNCE EQUATNS	GODD BENS	57011	L 3	
		15	1.367X10-1 W	BA	SPECFC CONDUCTNCE EQUATNS	GODD BENS	57011	L 3	
		20	1.33 X10-1 M	BB	INTERFACIAL TENSION LOGM	HAYD TAYL	62004	L 3	
		20	1.337X10-1 W	BA	SPECFC CONDUCTNCE EQUATNS	GODD BENS	57011	L 3	

Concentration units: A—mol %; B—vol % solvent; C—mol % surfactant mixture; D—wt % vol %; E—% saturation; H—wt % solvent; I—mol % surfactant; K—normality

counterions; M—molar; N—normal; P—wt %; Q—wt % surfactant; R—varied; S—mol/kg; T—wt % surfactant mixture; U—mol/(l or kg); W—molal; Y—atm. Details on page 222.

# Complete Table of Critical Micelle Concentration Values—Continued

Additives				Temp. °C	CMC	Qual. Mat. Meth.	Method	Authors	Reference	Source	Evaluation
				21	2.96 X10 <sup>-2</sup> D	BB	SURFACE TENSION LOG PLOT	HUIS	64047	T	L
					1.274X10 <sup>-1</sup> M					M	
				21	3.10 X10 <sup>-2</sup> D	BB	TURBIDITY PLT LITE SCATR	HUIS	64047	T	3
					1.335X10 <sup>-1</sup> M					M	
				25	7. X10 <sup>-2</sup> N	CD	SPECFC CONDUCTNCE GRAPH	HAFF PICC	42003	T	L
				25	1.3 X10 <sup>-1</sup> N	CC	UNSPECIFIED CONDUCTANCE	HAFF PICC	42003	T	L
				25	1.303X10 <sup>-1</sup> W	BA	SPECFC CONDUCTNCE EQUATNS	GODD BENS	57011	L	3
				25	3.0 X10 <sup>-2</sup> D	BD	TURBIDITY PLT LITE SCATR	PRIN HERM	56011	T	L
					1.29 X10 <sup>-1</sup> M					M	
				30.0	1.30 X10 <sup>-1</sup> M	CB	VELOCITY OF SOUND	SHIG	65022	T	3
				30	1.318X10 <sup>-1</sup> W	BA	SPECFC CONDUCTNCE EQUATNS	GODD BENS	57011	L	3
				35	1.342X10 <sup>-1</sup> W	BA	SPECFC CONDUCTNCE EQUATNS	GODD BENS	57011	L	3
				40	1.363X10 <sup>-1</sup> W	BA	SPECFC CONDUCTNCE EQUATNS	GODD BENS	57011	L	3
				40.0	1.36 X10 <sup>-1</sup> M	BB	SPECFC CONDUCTNCE GRAPH	EVAN	56006	T	3
				45	1.381X10 <sup>-1</sup> W	BA	SPECFC CONDUCTNCE EQUATNS	GODD BENS	57011	L	3
				50	9.8 X10 <sup>-2</sup> M	BB	INTERFACIAL TENSION LOGM	KLIN LANG	57022	T	L
				50	1.434X10 <sup>-1</sup> W	BA	SPECFC CONDUCTNCE EQUATNS	GODD BENS	57011	L	3
				55	1.463X10 <sup>-1</sup> W	BA	SPECFC CONDUCTNCE EQUATNS	GODD BENS	57011	L	3
				UNK	2.30 X10 <sup>-1</sup> D	XG	VISUAL SPCTR CHNGE PNCN	DEMC	61031	T	L
					9.905X10 <sup>-1</sup> M						
5.	E-2 M	NA CL		20	1.12 X10 <sup>-1</sup> M	BB	INTERFACIAL TENSION LOGM	HAYD TAYL	62004	L	L
1.0	E-1 M	NA CL		20	9.75 X10 <sup>-2</sup> M	BB	INTERFACIAL TENSION LOGM	HAYD TAYL	62004	L	L
2.5	E-1 M	NA CL		20	7.08 X10 <sup>-2</sup> M	BB	INTERFACIAL TENSION LOGM	HAYD TAYL	62004	L	L
5.0	E-1 M	NA CL		20	5.01 X10 <sup>-2</sup> M	BB	INTERFACIAL TENSION LOGM	HAYD TAYL	62004	L	L
1.	E-2 M	NA CL		21	2.90 X10 <sup>-2</sup> D	BB	SURFACE TENSION LOG PLOT	HUIS	64047	T	L
					1.248X10 <sup>-1</sup> M					M	
3.	E-2 M	NA CL		21	2.70 X10 <sup>-2</sup> D	BB	SURFACE TENSION LOG PLOT	HUIS	64047	T	L
					1.162X10 <sup>-1</sup> M					M	
3.	E-2 M	NA CL		21	2.80 X10 <sup>-2</sup> D	BB	TURBIDITY PLT LITE SCATR	HUIS	64047	T	3
					1.205X10 <sup>-1</sup> M					M	
1.	E-1 M	NA CL		21	2.37 X10 <sup>-2</sup> D	BB	TURBIDITY PLT LITE SCATR	HUIS	64047	T	3
					1.020X10 <sup>-1</sup> M					M	
1.	E-1 M	NA CL		21	2.21 X10 <sup>-2</sup> D	BB	SURFACE TENSION LOG PLOT	HUIS	64047	T	L
					9.517X10 <sup>-2</sup> M					M	
3.	E-1 M	NA CL		21	1.49 X10 <sup>-2</sup> D	BB	SURFACE TENSION LOG PLOT	HUIS	64047	T	L
					6.416X10 <sup>-2</sup> M					M	
3.	E-1 M	NA CL		21	1.60 X10 <sup>-2</sup> D	BB	TURBIDITY PLT LITE SCATR	HUIS	64047	T	3
					6.890X10 <sup>-2</sup> M					M	
1.	E 0 M	NA CL		21	8.0 X10 <sup>-1</sup> D	BB	TURBIDITY PLT LITE SCATR	HUIS	64047	T	3
					3.44 X10 <sup>-2</sup> M					M	
32 ENTRIES FOR COMPOUND											
COMPOUND NO = 3 MOL WGT - 260.3 SODIUM DECYL 1 SULFATE											
					61005		VALUES FRM REF IN CMC	MYSE OTTE	61017		R
				0	3.88 X10 <sup>-2</sup> M	BA	AVER SP EQUIV COND	FLOC	61007	L	3
				5	3.64 X10 <sup>-2</sup> M	BA	AVER SP EQUIV COND	FLOC	61007	L	3
				10	3.48 X10 <sup>-2</sup> W	BA	SPECFC CONDUCTNCE EQUATNS	GODD BENS	57011	L	D
				10	3.50 X10 <sup>-2</sup> M	BA	AVER SP EQUIV COND	FLOC	61007	L	D
				15	3.41 X10 <sup>-2</sup> W	BA	SPECFC CONDUCTNCE EQUATNS	GODD BENS	57011	L	1
				15	3.39 X10 <sup>-2</sup> M	BA	AVER SP EQUIV COND	FLOC	61007	L	1
				20	3.35 X10 <sup>-2</sup> W	BA	SPECFC CONDUCTNCE EQUATNS	GODD BENS	57011	L	1
				20	3.31 X10 <sup>-2</sup> M	BA	AVER SP EQUIV COND	FLOC	61007	L	1
				21	7.8 X10 <sup>-1</sup> D	BB	SURFACE TENSION LOG PLOT	HUIS	64047	T	L
					2.99 X10 <sup>-2</sup> M					M	
				21	7.9 X10 <sup>-1</sup> D	BB	TURBIDITY PLT LITE SCATR	HUIS	64047	T	L
					3.03 X10 <sup>-2</sup> M					M	
				23	3.1 X10 <sup>-2</sup> N	CC	UNSPECIFIED CONDUCTANCE	TART LELO	55021	T	L
				25	3.1 X10 <sup>-2</sup> N	CC	UNSPECIFIED CONDUCTANCE	HAFF PICC	42003	T	L
				25	3.32 X10 <sup>-2</sup> W	BA	SPECFC CONDUCTNCE EQUATNS	GODD BENS	57011	L	1
				25.0	3.26 X10 <sup>-2</sup> M	BA	EQUIV CONDUCTNCE GRAPH	MYSE KAPA	61005	T	1
				25.0	3.35 X10 <sup>-2</sup> M	BA	SPECFC CONDUCTNCE GRAPH	MYSE KAPA	61005	T	1
				25	3.27 X10 <sup>-2</sup> M	BA	AVER SP EQUIV COND	FLOC	61007	L	1
				25	8.4 X10 <sup>-1</sup> D	DB	TURBIDITY PLT LITE SCATR	PRIN HERM	56011	T	L
					3.22 X10 <sup>-2</sup> M					M	
				25	8.5 X10 <sup>-1</sup> D	DB	REFRACTIVE INDEX	PRIN HERM	56011	T	L
					3.26 X10 <sup>-2</sup> M					M	
				25	3.1 X10 <sup>-2</sup> M	BB	SURFACE TENSION LOG PLOT	SCHI	64020	T	L
				25.0	3.32 X10 <sup>-2</sup> M	BA	SPECFC CONDUCTNCE EQUATNS	MUKE KAPA	66002	T	1
				30	3.31 X10 <sup>-2</sup> W	BA	SPECFC CONDUCTNCE EQUATNS	GODD BENS	57011	L	1
				30	3.26 X10 <sup>-2</sup> M	BA	AVER SP EQUIV COND	FLOC	61007	L	1
				35	3.27 X10 <sup>-2</sup> M	BA	AVER SP EQUIV COND	FLOC	61007	L	1
				35	3.35 X10 <sup>-2</sup> W	BA	SPECFC CONDUCTNCE EQUATNS	GODD BENS	57011	L	1
				40	3.32 X10 <sup>-2</sup> M	BA	AVER SP EQUIV COND	FLOC	61007	L	1
				40	3.41 X10 <sup>-2</sup> W	BA	SPECFC CONDUCTNCE EQUATNS	GODD BENS	57011	L	1
				45	3.38 X10 <sup>-2</sup> M	BA	AVER SP EQUIV COND	FLOC	61007	L	D

Concentration units: A—mol %; B—vol % solvent; C—mol % surfactant mixture; D—wt/vol %; E—% saturation; H—wt % solvent; I—mol % surfactant; K—normality

counterions; M—molar; N—normal; P—wt %; Q—wt % surfactant; R—varied; S—mol/kg; T—wt % surfactant mixture; U—mol/(l or kg); W—mola; Y—atm. Details on page 222.



*Complete Table of Critical Micelle Concentration Values—Continued*

Additives			Temp. °C	CMC	Qual. Mat. Meth.	Method	Authors	Reference	Source	Evaluation
			45	3.49 X10 <sup>-2</sup> W	BA	SPECFC CONDUCTNCE EQUATNS	GODD BENS	57011	L	D
			50	3.2 X10 <sup>-2</sup> M	BB	INTERFACIAL TENSION LOGM	KLIN LANG	57022	T	L
			50	3.47 X10 <sup>-2</sup> M	BA	AVER SP EQUIV COND	FLOC	61007	L	D
			50	3.4 X10 <sup>-2</sup> M	BB	SURFACE TENSION LOG PLOT	KLIN LANG	57022	T	L
			50	3.64 X10 <sup>-2</sup> W	BA	SPECFC CONDUCTNCE EQUATNS	GODD BENS	57011	L	D
			55	3.59 X10 <sup>-2</sup> M	BA	AVER SP EQUIV COND	FLOC	61007	L	D
			55	3.78 X10 <sup>-2</sup> W	BA	SPECFC CONDUCTNCE EQUATNS	GODD BENS	57011	L	D
			60	3.73 X10 <sup>-2</sup> M	BA	AVER SP EQUIV COND	FLOC	61007	L	3
			65	3.88 X10 <sup>-2</sup> M	BA	AVER SP EQUIV COND	FLOC	61007	L	3
			90	4.39 X10 <sup>-2</sup> W	CA	EQUIV CONDUCTNCE GRAPH	KURZ	62040	T	L
			UNK	3.0 X10 <sup>-2</sup> M	BC	ULTRAFILTRATION	HUTC	59018	K	L
			RM	3.37 X10 <sup>-2</sup> M	BB	ELECTROMOTIVE FORCE	SHED JAKO	63001	T	L
			UNK	6.8 X10 <sup>-1</sup> D	XG	VISUAL SPCTR CHNGE PNCN	DEMC	61031	T	L
				2.61 X10 <sup>-2</sup> M					M	
1.00 E 2 A	DEUTERIUM OXIDE		25.0	3.25 X10 <sup>-2</sup> M	BA	SPECFC CONDUCTNCE EQUATNS	MUKE KAPA	66002	T	2
6.6 E 1 I	HEXANOL-1		UNK	2.5 X10 <sup>-2</sup> M	BC	ULTRAFILTRATION	HUTC	59018	K	L
1.16 E 2 I	HEXANOL-1		UNK	2.2 X10 <sup>-2</sup> M	BC	ULTRAFILTRATION	HUTC	59018	K	L
1.96 E 2 I	HEXANOL-1		UNK	1.8 X10 <sup>-2</sup> M	BC	ULTRAFILTRATION	HUTC	59018	K	L
1.0 E-1 M	NA CL		20	1.41 X10 <sup>-2</sup> M	BB	INTERFACIAL TENSION LOGM	HAYD TAYL	62004	L	L
2.5 E-1 M	NA CL		20	7.41 X10 <sup>-3</sup> M	BB	INTERFACIAL TENSION LOGM	HAYD TAYL	62004	L	L
5.0 E-1 M	NA CL		20	4.42 X10 <sup>-3</sup> M	BB	INTERFACIAL TENSION LOGM	HAYD TAYL	62004	L	L
1. E-2 M	NA CL		21	6.9 X10 <sup>-1</sup> D	BB	SURFACE TENSION LOG PLOT	HUIS	64047	T	L
				2.65 X10 <sup>-2</sup> M					M	
1. E-2 M	NA CL		21	7.0 X10 <sup>-1</sup> D	BB	TURBIDITY PLT LITE SCATR	HUIS	64047	T	L
				2.68 X10 <sup>-2</sup> M					M	
3. E-2 M	NA CL		21	5.4 X10 <sup>-1</sup> D	BB	SURFACE TENSION LOG PLOT	HUIS	64047	T	L
				2.07 X10 <sup>-2</sup> M					M	
3. E-2 M	NA CL		21	5.6 X10 <sup>-1</sup> D	BB	TURBIDITY PLT LITE SCATR	HUIS	64047	T	L
				2.15 X10 <sup>-2</sup> M					M	
1. E-1 M	NA CL		21	3.5 X10 <sup>-1</sup> D	BB	SURFACE TENSION LOG PLOT	HUIS	64047	T	L
				1.34 X10 <sup>-2</sup> M					M	
1. E-1 M	NA CL		21	3.45 X10 <sup>-1</sup> D	BB	TURBIDITY PLT LITE SCATR	HUIS	64047	T	L
				1.325X10 <sup>-2</sup> M					M	
3. E-1 M	NA CL		21	1.8 X10 <sup>-1</sup> D	BC	SURFACE TENSION LOG PLOT	HUIS	64047	T	L
				6.91 X10 <sup>-3</sup> M					M	
3. E-1 M	NA CL		21	1.8 X10 <sup>-1</sup> D	BC	TURBIDITY PLT LITE SCATR	HUIS	64047	T	L
				6.91 X10 <sup>-3</sup> M					M	
1.00 E-2 M	NA CL		25.0	3.02 X10 <sup>-2</sup> M	BB	SPECFC CONDUCTNCE GRAPH	MYSE KAPA	61005	L	3
7.5 E-2 M	NA CL		25	4.2 X10 <sup>-1</sup> D	DC	TURBIDITY PLT LITE SCATR	PRIN HERM	56011	T	L
				1.61 X10 <sup>-2</sup> M					M	
1.00 E-1 M	NA CL		25.0	1.51 X10 <sup>-2</sup> M	BB	SPECFC CONDUCTNCE GRAPH	MYSE KAPA	61005	L	3
3. E-1 M	NA CL		25.0	7.3 X10 <sup>-3</sup> M	BD	SPECFC CONDUCTNCE GRAPH	MYSE MYSE	65018	T	L
3.00 E-1 M	NA CL		25.0	8.0 X10 <sup>-3</sup> M	BD	SPECFC CONDUCTNCE GRAPH	MYSE KAPA	61005	L	L
4. E-1 M	NA CL		25.0	6.5 X10 <sup>-3</sup> M	BD	SPECFC CONDUCTNCE GRAPH	MYSE MYSE	65018	T	L
6. E-1 M	NA CL		25.0	4.6 X10 <sup>-3</sup> M	BC	SPECFC CONDUCTNCE GRAPH	MYSE MYSE	65018	T	L
1.0 E 0 M	NA CL		25.0	2.77 X10 <sup>-3</sup> M	BB	SPECFC CONDUCTNCE GRAPH	MYSE MYSE	65018	T	3
1.2 E 0 M	NA CL		25	4. X10 <sup>-2</sup> D	DD	TURBIDITY PLT LITE SCATR	PRIN HERM	56011	T	L
				1.5 X10 <sup>-3</sup> M					M	
4.98 E-2 W	NA CL04		90	3.66 X10 <sup>-2</sup> W	CB	UNSPECIFIED CONDUCTANCE	KURZ	62040	T	L
9.89 E-2 W	NA CL04		90	2.94 X10 <sup>-2</sup> W	CB	UNSPECIFIED CONDUCTANCE	KURZ	62040	T	L
2.002E-1 W	NA CL04		90	2.34 X10 <sup>-2</sup> W	CB	UNSPECIFIED CONDUCTANCE	KURZ	62040	T	L
1. E 0 M	UREA		25	3.2 X10 <sup>-2</sup> M	BB	SURFACE TENSION LOG PLOT	SCHI	64020	T	L
2. E 0 M	UREA		25	3.5 X10 <sup>-2</sup> M	BB	SURFACE TENSION LOG PLOT	SCHI	64020	T	L
3. E 0 M	UREA		25	3.7 X10 <sup>-2</sup> M	BB	SURFACE TENSION LOG PLOT	SCHI	64020	T	L
4.5 E 0 M	UREA		25	4.3 X10 <sup>-2</sup> M	BB	SURFACE TENSION LOG PLOT	SCHI	64020	T	L
6. E 0 M	UREA		25	5.0 X10 <sup>-2</sup> M	BB	SURFACE TENSION LOG PLOT	SCHI	64020	T	L
	0001					SEE CMPD NMBR IN ADDITV	MYSE OTTE	61017	X	
1.25 E 1 C	0001		RM	2.02 X10 <sup>-2</sup> M	BB	ELECTROMOTIVE FORCE	SHED JAKO	63001	T	3
2.5 E 1 C	0001		RM	1.56 X10 <sup>-2</sup> M	BB	ELECTROMOTIVE FORCE	SHED JAKO	63001	T	3
5.0 E 1 C	0001		RM	1.08 X10 <sup>-2</sup> M	BB	ELECTROMOTIVE FORCE	SHED JAKO	63001	T	3
7.5 E 1 C	0001		RM	8.55 X10 <sup>-3</sup> M	BB	ELECTROMOTIVE FORCE	SHED JAKO	63001	T	L
5.00 E 1 C	0004		25	3.03 X10 <sup>-3</sup> M	BA	AVER SP EQUIV COND	FLOC	61007	L	2
5.00 E 1 C	0004		30	3.09 X10 <sup>-3</sup> M	BA	AVER SP EQUIV COND	FLOC	61007	L	2
5.00 E 1 C	0004		35	3.18 X10 <sup>-3</sup> M	BA	AVER SP EQUIV COND	FLOC	61007	L	2
5.00 E 1 C	0004		40	3.31 X10 <sup>-3</sup> M	BA	AVER SP EQUIV COND	FLOC	61007	L	2
5.00 E 1 C	0004		45	3.47 X10 <sup>-3</sup> M	BA	AVER SP EQUIV COND	FLOC	61007	L	3
5.00 E 1 C	0004		50	3.66 X10 <sup>-3</sup> M	BA	AVER SP EQUIV COND	FLOC	61007	L	3
5.00 E 1 C	0004		55	3.87 X10 <sup>-3</sup> M	BA	AVER SP EQUIV COND	FLOC	61007	L	3
5.00 E 1 C	0004		60	4.16 X10 <sup>-3</sup> M	BA	AVER SP EQUIV COND	FLOC	61007	L	3
5.00 E 1 C	0004		65	4.51 X10 <sup>-3</sup> M	BA	AVER SP EQUIV COND	FLOC	61007	L	3
5.00 E 1 C	0004		70	4.90 X10 <sup>-3</sup> M	BA	AVER SP EQUIV COND	FLOC	61007	L	3
5.00 E 1 C	0004		75	5.35 X10 <sup>-3</sup> M	BA	AVER SP EQUIV COND	FLOC	61007	L	3
89 ENTRIES FOR COMPOUND										
COMPOUND NO = 4 MOL WGT -				316.4	SODIUM TETRADECYL 1 SULFATE					
				53005	VALUES FRM REF IN CMC			KLIN LANG	57022	R
			21.5	2.21 X10 <sup>-3</sup> M	CB	EQUIV CONDUCTNCE GRAPH	FLOC UBBE	53008	K	L

Concentration units: A—mol %; B—vol % solvent; C—mol % surfactant mixture; D—wt/vol %; E—% saturation; H—wt % solvent; I—mol % surfactant; K—normality counterions; M—molar; N—normal; P—wt %; Q—wt % surfactant; R—varied; S—mol/kg; T—wt % surfactant mixture; U—mol/(l or kg); W—molal; Y—atm. Details on page 222.

# Complete Table of Critical Micelle Concentration Values—Continued

Additives			Temp. °C	CMC	Qual. Nat. Meth.	Method	Authors	Reference	Source	Evaluation
			25.2	2.08 X10-3 M	CB	EQUIV CONDUCTNCE GRAPH	FLOC UBBE	53008	K	L
			25	1.4 X10-3 M	CD	SPECFC CONDUCTNCE GRAPH	BENT SPAR	66038	T	L
			25	2.05 X10-3 M	BA	AVER SP EQUIV COND	FLOC	61007	L	2
			30.0	2.2 X10-3 M	CC	VELOCITY OF SOUND	SHIG	65022	T	L
			30	2.08 X10-3 M	BA	AVER SP EQUIV COND	FLOC	61007	L	2
			35	2.13 X10-3 M	BA	AVER SP EQUIV COND	FLOC	61007	L	2
			40	2.4 X10-3 M	CC	UNSPECIFIED CONDUCTANCE	WINS	48008	L	L
			40.1	2.07 X10-3 M	CB	EQUIV CONDUCTNCE GRAPH	FLOC UBBE	53008	K	L
			40	2.21 X10-3 M	BB	EQUIV CONDUCTNCE GRAPH	SHIR MATU	65020	L	1
			40	2.21 X10-3 M	BA	AVER SP EQUIV COND	FLOC	61007	L	1
			40.0	2.40 X10-3 M	BB	SPECFC CONDUCTNCE GRAPH	EVAN	56006	T	L
			45	2.31 X10-3 M	BA	AVER SP EQUIV COND	FLOC	61007	L	2
			50	2.1 X10-3 M	CC	EQUIV CONDUCTNCE GRAPH	LANG	53005	T	L
			50	2.2 X10-3 M	BB	INTERFACIAL TENSION LOGM	KLIN LANG	57022	T	L
			50	2.0 X10-3 M	BB	SURFACE TENSION LOG PLOT	KLIN LANG	57022	T	L
			50	2.54 X10-3 M	CD	SURFACE TENSION UNSPEC	GOTT	60018	G	L
			50	2.43 X10-3 M	BA	AVER SP EQUIV COND	FLOC	61007	L	3
			50	6. X10-2 D	BD	TURBIDITY PLT LITE SCATR	PRIN HERM	56011	T	L
				1.8 X10-3 M					M	
			50	1.32 X10-3 M	BG	VISUAL SPCTR CHNGE PNCN	WEIL STIR	63013	T	L
			55	2.58 X10-3 M	BA	AVER SP EQUIV COND	FLOC	61007	L	3
			60	2.80 X10-3 M	CB	UNSPECIFIED CONDUCTANCE	WINS	48008	L	L
			60	2.77 X10-3 M	BA	AVER SP EQUIV COND	FLOC	61007	L	3
			65	2.99 X10-3 M	BA	AVER SP EQUIV COND	FLOC	61007	L	3
			70	3.22 X10-3 M	BA	AVER SP EQUIV COND	FLOC	61007	L	3
			75	3.50 X10-3 M	BA	AVER SP EQUIV COND	FLOC	61007	L	3
			RM	1.66 X10-3 M	CG	VISUAL SPCTR CHNGE PNCN	WINS	48008	T	L
			RM	1.83 X10-3 M	BB	ELECTROMOTIVE FORCE	SHED JAKO	63001	T	L
			UNK	5.0 X10-2 D	XG	VISUAL SPCTR CHNGE PNCN	DEMC	61031	T	L
				1.58 X10-3 M					M	
5.	E O H	DIOXANE	40	2.4 X10-3 M	BB	EQUIV CONDUCTNCE GRAPH	SHIR MATU	65020	L	3
1.0	E 1 H	DIOXANE	40	2.9 X10-3 M	BB	EQUIV CONDUCTNCE GRAPH	SHIR MATU	65020	L	3
1.5	E 1 H	DIOXANE	40	3.8 X10-3 M	BB	EQUIV CONDUCTNCE GRAPH	SHIR MATU	65020	L	3
2.0	E 1 H	DIOXANE	40	5.2 X10-3 M	BB	EQUIV CONDUCTNCE GRAPH	SHIR MATU	65020	L	3
2.5	E 1 H	DIOXANE	40	7.5 X10-3 M	BB	EQUIV CONDUCTNCE GRAPH	SHIR MATU	65020	L	3
3.0	E 1 H	DIOXANE	40	1.28 X10-2 M	BB	EQUIV CONDUCTNCE GRAPH	SHIR MATU	65020	L	3
3.5	E 1 H	DIOXANE	40	1.77 X10-2 M	BB	EQUIV CONDUCTNCE GRAPH	SHIR MATU	65020	L	3
1.	E-2 N	NA CL	23	1.9 X10-3 N	CC	UNSPECIFIED CONDUCTANCE	TART LELO	55021	T	L
.	E O	NA CL	50			THEORETICALLY ESTIMATED	PRIN HERM	56011	R	
.	E O	0001				SEE CMPD NMBR IN ADDITV	SHED JAKO	63001	X	
.	E O	0001	50			GRAPH DATA NOT RETRIEVED	LANG	53005	R	
.	E O	0003				SEE CMPD NMBR IN ADDITV	FLOC	61007	X	
42 ENTRIES FOR COMPOUND										
COMPOUND NO = 5 MOL WGT - 344.4 SODIUM HEXADECYL 1 SULFATE										
				53005		VALUES FRM REF IN CMC	KLIN LANG	57022		R
			25	2.1 X10-4 M	CD	SPECFC CONDUCTNCE GRAPH	BENT SPAR	66038	T	L
			30	4. X10-4 M	CD	SURFACE TENSION LOG PLOT	WEIL BIST	58003	T	L
			30	4.1 X10-4 M	BG	VISUAL SPCTR CHNGE PNCN	WEIL STIR	59004	T	L
			35	2. X10-4 M	XE	SPECFC CONDUCTNCE GRAPH	MARK TSIK	64051	T	L
			35.8	4.4 X10-4 M	CG	FOTOMTR SPCTR CHNGE PNCN	CORR KLEV	46010	T	L
			40	5.2 X10-4 M	BB	EQUIV CONDUCTNCE GRAPH	SHIR MATU	65020	L	3
			40.0	5.8 X10-4 M	BC	SPECFC CONDUCTNCE GRAPH	EVAN	56006	T	3
			45	6.0 X10-4 M	BC	SURFACE TENSION LOG PLOT	SCHI	64020	T	L
			50	5.4 X10-4 M	CC	EQUIV CONDUCTNCE GRAPH	LANG	53005	T	L
			50	6.6 X10-4 M	BB	SURFACE TENSION LOG PLOT	KLIN LANG	57022	T	L
			50	6.5 X10-4 M	BB	INTERFACIAL TENSION LOGM	KLIN LANG	57022	T	L
			50	6.65 X10-4 M	CD	SURFACE TENSION UNSPEC	GOTT	60018	G	L
			50	2. X10-2 D	BE	TURBIDITY PLT LITE SCATR	PRIN HERM	56011	T	L
				5.8 X10-4 M					M	
			50	4.2 X10-4 M	BG	VISUAL SPCTR CHNGE PNCN	WEIL STIR	63013	T	L
			50	4.2 X10-4 M	BG	VISUAL SPCTR CHNGE PNCN	WEIL STIR	59004	T	L
			60	8. X10-4 M	XE	SPECFC CONDUCTNCE GRAPH	MARK TSIK	64051	T	L
			90	1.0 X10-3 M	XD	SPECFC CONDUCTNCE GRAPH	MARK TSIK	64051	T	L
			UNK	2.0 X10-2 D	XG	VISUAL SPCTR CHNGE PNCN	DEMC	61031	T	L
				5.80 X10-4 M					M	
5.	E O H	DIOXANE	40	1.27 X10-3 M	BB	EQUIV CONDUCTNCE GRAPH	SHIR MATU	65020	L	3
1.0	E 1 H	DIOXANE	40	2.0 X10-3 M	BB	EQUIV CONDUCTNCE GRAPH	SHIR MATU	65020	L	3
1.5	E 1 H	DIOXANE	40	2.8 X10-3 M	BB	EQUIV CONDUCTNCE GRAPH	SHIR MATU	65020	L	3
2.0	E 1 H	DIOXANE	40	3.54 X10-3 M	BB	EQUIV CONDUCTNCE GRAPH	SHIR MATU	65020	L	3
2.5	E 1 H	DIOXANE	40	4.3 X10-3 M	BB	EQUIV CONDUCTNCE GRAPH	SHIR MATU	65020	L	3
3.0	E 1 H	DIOXANE	40	5.0 X10-3 M	BB	EQUIV CONDUCTNCE GRAPH	SHIR MATU	65020	L	3
.	E O	NA CL	50			GRAPH DATA NOT RETRIEVED	LANG	53005	R	
.	E O	NA CL	50			THEORETICALLY ESTIMATED	PRIN HERM	56011	R	
1.	E 1 I	NA CL	50	5.4 X10-4 M	CC	EQUIV CONDUCTNCE GRAPH	LANG	53005	T	L

Concentration units: A—mol %; B—vol % solvent; C—mol % surfactant mixture; D—wt/vol %; E—% saturation; H—wt % solvent; I—mol % surfactant; K—normality

counterions; M—molar; N—normal; P—wt %; Q—wt % surfactant; R—varied; S—mol/kg; T—wt % surfactant mixture; U—mol/(l or kg); W—molar; Y—atm. Details on page 222.



*Complete Table of Critical Micelle Concentration Values—Continued*

Additives			Temp. °C	CMC	Qual. Mat. Meth.	Method	Authors	Reference	Source	Evaluation
2.	E 1 I	NA CL	50	5.35 X10-4 M	CB	EQUIV CONDUCTNCE GRAPH	LANG	53005	T	L
3.	E 0 M	UREA	45	6.4 X10-4 M	BC	SURFACE TENSION LOG PLOT	SCHI	64020	T	L
6.	E 0 M	UREA	45	7.9 X10-4 M	BC	SURFACE TENSION LOG PLOT	SCHI	64020	T	L
.	E 0	0001	50			GRAPH DATA NOT RETRIEVED	LANG	53005		R
1.	E 1 C	0001	50	6.0 X10-4 M	CC	EQUIV CONDUCTNCE GRAPH	LANG	53005	T	L
2.	E 1 C	0001	50	6.5 X10-4 M	CC	EQUIV CONDUCTNCE GRAPH	LANG	53005	T	L
34 ENTRIES FOR COMPOUND										
COMPOUND NO = 6 MOL WGT - 260.2 SODIUM ALPHA SULFOPELARGONIC ACID										
			UNK	1.00 X10 0 D	CG	VISUAL SPCTR CHNGE PNCN	WEIL STIR	60008	T	L
				3.843X10-2 M					M	
1 ENTRIES FOR COMPOUND										
COMPOUND NO = 7 MOL WGT - 372.4 SODIUM OCTYL ALPHA SULFOPELARGONATE										
			UNK	2.1 X10-3 M	CG	VISUAL SPCTR CHNGE PNCN	STIR WEIL	62008	T	L
			UNK	8. X10-2 D	CG	VISUAL SPCTR CHNGE PNCN	WEIL STIR	60008	T	L
				2.1 X10-3 M					M	
2 ENTRIES FOR COMPOUND										
COMPOUND NO = 8 MOL WGT - 484.6 DISODIUM ALPHA SULFOPHENYLSTEARATE										
			UNK	5.6 X10-2 D	CG	VISUAL SPCTR CHNGE PNCN	WEIL STIR	60008	T	L
				1.15 X10-3 M					M	
1 ENTRIES FOR COMPOUND										
COMPOUND NO = 9 MOL WGT - 386.5 SODIUM ALPHA SULFOSTEARIC ACID										
			25			QUESTIONABLE CRITERION	WEIL STIR	60008		R
			25			QUESTIONABLE CRITERION	WEIL STIR	63013		R
2 ENTRIES FOR COMPOUND										
COMPOUND NO = 10 MOL WGT - 408.5 DISODIUM ALPHA SULFOSTEARATE										
			25			QUESTIONABLE CRITERION	WEIL STIR	60008		R
			25			QUESTIONABLE CRITERION	WEIL STIR	63013		R
2 ENTRIES FOR COMPOUND										
COMPOUND NO = 11 MOL WGT - 462.6 SODIUM ALPHA SULFO PHENYL STEARIC ACID										
			UNK	5. X10-3 D	CG	VISUAL SPCTR CHNGE PNCN	WEIL STIR	60008	T	L
				1.0 X10-4 M					M	
1 ENTRIES FOR COMPOUND										
COMPOUND NO = 12 MOL WGT - 455.4 SODIUM 9,10 DICHLORO ALPHA SULFOSTEARIC ACID										
			UNK	1.7 X10-2 D	FG	VISUAL SPCTR CHNGE PNCN	WEIL STIR	60008	T	L
				3.73 X10-4 M					M	
1 ENTRIES FOR COMPOUND										
COMPOUND NO = 13 MOL WGT - 477.3 DISODIUM 9,10 DICHLORO ALPHA SULFOSTEARATE										
			UNK	1.5 X10-1 D	FG	VISUAL SPCTR CHNGE PNCN	WEIL STIR	60008	T	L
				3.14 X10-3 M					M	
1 ENTRIES FOR COMPOUND										
COMPOUND NO = 14 MOL WGT - 440.5 DISODIUM 9.10 DIHYDROXY ALPHA SULFOSTEARATE										
			UNK	5.9 X10-1 D	FG	VISUAL SPCTR CHNGE PNCN	WEIL STIR	60008	T	L
				1.33 X10-2 M					M	
1 ENTRIES FOR COMPOUND										
COMPOUND NO = 15 MOL WGT - 260.3 SODIUM DECYL 2 SULFATE										
			10	5.15 X10-2 M	BA	AVER SP EQUIV COND	FLOC	61007	L	3
			15	4.92 X10-2 M	BA	AVER SP EQUIV COND	FLOC	61007	L	3
			20	4.70 X10-2 M	BA	AVER SP EQUIV COND	FLOC	61007	L	3
			25	4.56 X10-2 M	BA	AVER SP EQUIV COND	FLOC	61007	L	3
			30	4.52 X10-2 M	BA	AVER SP EQUIV COND	FLOC	61007	L	3
			35	4.50 X10-2 M	BA	AVER SP EQUIV COND	FLOC	61007	L	3
			40	4.50 X10-2 M	BA	AVER SP EQUIV COND	FLOC	61007	L	3
			40.0	4.95 X10-2 M	BB	SPECFC CONDCTNCE GRAPH	EVAN	56006	T	L
			45	4.52 X10-2 M	BA	AVER SP EQUIV COND	FLOC	61007	L	3
			50	4.57 X10-2 M	BA	AVER SP EQUIV COND	FLOC	61007	L	3
			55	4.65 X10-2 M	BA	AVER SP EQUIV COND	FLOC	61007	L	3

Concentration units: A—mol %; B—vol % solvent; C—mol % surfactant mixture; D—wt/vol %; E—% saturation; H—wt % solvent; I—mol % surfactant; K—normality

counterions; M—molar; N—normal; P—wt %; Q—wt % surfactant; R—varied; S—mol/kg; T—wt % surfactant mixture; U—mol/(l or kg); W—molal; Y—atm. Details on page 222.

*Complete Table of Critical Micelle Concentration Values—Continued*

Additives	Temp. °C	CMC	Qual. Mat. Meth.	Method	Authors	Reference	Source	Evaluation
	60	4.79 X10-2 M	BA	AVER SP EQUIV COND	FLOC	61007	L	3
	65	4.95 X10-2 M	BA	AVER SP EQUIV COND	FLOC	61007	L	3
13 ENTRIES FOR COMPOUND								
COMPOUND NO = 16	MOL WGT -	316.4	SODIUM TETRADECYL 2 SULFATE					
	25	3.27 X10-3 M	BA	AVER SP EQUIV COND	FLOC	61007	L	2
	30	3.28 X10-3 M	BA	AVER SP EQUIV COND	FLOC	61007	L	2
	35	3.31 X10-3 M	BA	AVER SP EQUIV COND	FLOC	61007	L	2
	40	3.3 X10-3 M	CC	UNSPECIFIED CONDUCTANCE	WINS	48008	L	L
	40.0	3.30 X10-3 M	BB	SPECFC CONDUCTNCE GRAPH	EVAN	56006	T	L
	40	3.38 X10-3 M	BA	AVER SP EQUIV COND	FLOC	61007	L	3
	45	3.48 X10-3 M	BA	AVER SP EQUIV COND	FLOC	61007	L	3
	50	3.64 X10-3 M	BA	AVER SP EQUIV COND	FLOC	61007	L	3
	55	3.83 X10-3 M	BA	AVER SP EQUIV COND	FLOC	61007	L	3
	60	3.75 X10-3 M	CB	UNSPECIFIED CONDUCTANCE	WINS	48008	L	L
	60	4.04 X10-3 M	BA	AVER SP EQUIV COND	FLOC	61007	L	3
	65	4.29 X10-3 M	BA	AVER SP EQUIV COND	FLOC	61007	L	3
	70	4.60 X10-3 M	BA	AVER SP EQUIV COND	FLOC	61007	L	3
	75	5.00 X10-3 M	BA	AVER SP EQUIV COND	FLOC	61007	L	3
	RM	3.26 X10-3 M	CG	VISUAL SPCTR CHNGE PNCN	WINS	48008	T	L
15 ENTRIES FOR COMPOUND								
COMPOUND NO = 17	MOL WGT -	316.4	SODIUM TETRADECYL 4 SULFATE					
	25	5.12 X10-3 M	CA	AVER SP EQUIV COND	FLOC	61007	L	3
	30	5.05 X10-3 M	CA	AVER SP EQUIV COND	FLOC	61007	L	3
	35	5.04 X10-3 M	CA	AVER SP EQUIV COND	FLOC	61007	L	3
	40	5.2 X10-3 M	CB	UNSPECIFIED CONDUCTANCE	WINS	48008	L	L
	40.0	5.15 X10-3 M	CB	SPECFC CONDUCTNCE GRAPH	EVAN	56006	T	3
	40	5.12 X10-3 M	CA	AVER SP EQUIV COND	FLOC	61007	L	3
	45	5.23 X10-3 M	CA	AVER SP EQUIV COND	FLOC	61007	L	3
	50	5.38 X10-3 M	CA	AVER SP EQUIV COND	FLOC	61007	L	3
	55	5.57 X10-3 M	CA	AVER SP EQUIV COND	FLOC	61007	L	3
	60	6.10 X10-3 M	CB	UNSPECIFIED CONDUCTANCE	WINS	48008	L	L
	60	5.85 X10-3 M	CA	AVER SP EQUIV COND	FLOC	61007	L	3
	65	6.21 X10-3 M	CA	AVER SP EQUIV COND	FLOC	61007	L	3
	70	6.62 X10-3 M	CA	AVER SP EQUIV COND	FLOC	61007	L	3
	75	7.11 X10-3 M	CA	AVER SP EQUIV COND	FLOC	61007	L	3
	RM	4.76 X10-3 M	CG	VISUAL SPCTR CHNGE PNCN	WINS	48008	T	L
15 ENTRIES FOR COMPOUND								
COMPOUND NO = 18	MOL WGT -	292.4	OCTYL BETA D GLUCOSIDE					
	20	2.6 X10-2 W	BD	SURFACE TENSION LOG PLOT	BURY BROW	52011	T	L
	25	61008		VALUES FRM REF IN CMC	SHIN YAMA	59013		R
	25	2.5 X10-2 M	BB	SURFACE TENSION LOG PLOT	SHIN YAMA	61008	T	3
	30	2.3 X10-2 W	BC	SURFACE TENSION LOG PLOT	BURY BROW	52011	T	L
9.3 E-1 N	CA CL2	25	1.7 X10-2 M	BB	SURFACE TENSION LOG PLOT	SHIN YAMA	61008	T L
4.7 E-1 N	NA CL	25	1.7 X10-2 M	BB	SURFACE TENSION LOG PLOT	SHIN YAMA	61008	T L
9.3 E-1 N	NA CL	25	1.2 X10-2 M	BC	SURFACE TENSION LOG PLOT	SHIN YAMA	61008	T L
9.3 E-1 N	NA2 SO4	25	9. X10-3 M	BC	SURFACE TENSION LOG PLOT	SHIN YAMA	61008	T L
8.9 E 0 C	0019	25	1.25 X10-2 M	BB	SURFACE TENSION LOG PLOT	SHIN YAMA	61008	T L
8.4 E-1 C	0020	25	1.5 X10-2 M	BC	SURFACE TENSION LOG PLOT	SHIN YAMA	61008	T L
10 ENTRIES FOR COMPOUND								
COMPOUND NO = 19	MOL WGT -	320.4	DECYL BETA D GLUCOSIDE					
	25	2.2 X10-3 M	BB	SURFACE TENSION LOG PLOT	SHIN YAMA	61008	T	3
0018				SEE CMPD NMBR IN ADDITV	SHIN YAMA	61008		X
2 ENTRIES FOR COMPOUND								
COMPOUND NO = 20	MOL WGT -	348.5	DODECYL BETA D GLUCOSIDE					
	25	1.9 X10-4 M	BB	SURFACE TENSION LOG PLOT	SHIN YAMA	61008	T	3
0018				SEE CMPD NMBR IN ADDITV	SHIN YAMA	61008		X
2 ENTRIES FOR COMPOUND								
COMPOUND NO = 21	MOL WGT -	229.4	DIMETHYL DODECYL AMINE OXIDE					
	62005			VALUES FRM REF IN CMC	HERR	64006		R
	01.0	2.84 X10-3 M	BB	TURBIDITY PLT LITE SCATR	HERR	62005	T	L
	25	2. X10-3 M	BE	HEAT OF DILUTION	BENJ	64016	L	L
	26.5	4.3 X10-1 P	BC	HEAT OF DILUTION	BENJ	66012	L	L
		1.87 X10-2 S						M
	27.0	2.10 X10-3 M	BB	TURBIDITY PLT LITE SCATR	HERR	62005	T	3
	30	4.5 X10-2 P	BC	DENSITY	BENJ	66040	T	L
		1.96 X10-3 S						M

Concentration units: A—mol %; B—vol % solvent; C—mol % surfactant mixture; D—wt/vol %; E—% saturation; H—wt % solvent; I—mol % surfactant; K—normality

counterions; M—molar; N—normal; P—wt %; Q—wt % surfactant; R—varied; S—mol/kg; T—wt % surfactant mixture; U—mol/(l or kg); W—molal; Y—atm. Details on page 222.



*Complete Table of Critical Micelle Concentration Values—Continued*

Additives			Temp. °C	CMC	Qual. Mat. Meth.	Method	Authors	Reference	Source	Evaluation
2.5	E O B	BUTANOL-1	40.0	1.83 X10-3 M	BB	TURBIDITY PLT LITE SCATR	HERR	62005	T	L
			50.0	1.75 X10-3 M	BB	TURBIDITY PLT LITE SCATR	HERR	62005	T	L
			26.5	2.2 X10-1 P	BC	HEAT OF DILUTION	BENJ	66012	L	L
5.	E O B	BUTANOL-1	26.5	9.59 X10-3 S	BD	HEAT OF DILUTION	BENJ	66012	L	L
				1.2 X10-1 P						
				5.23 X10-3 S						
7.	E O B	BUTANOL-1	26.5	6. X10-2 P	BE	HEAT OF DILUTION	BENJ	66012	L	L
				2.6 X10-3 S						
				3.9 X10-1 P						
5.	E O B	ETHANOL	26.5	1.70 X10-2 S	BC	HEAT OF DILUTION	BENJ	66012	L	L
				3.4 X10-1 P						
				1.48 X10-2 S						
1.0	E 1 B	ETHANOL	26.5	4.5 X10-1 P	BC	HEAT OF DILUTION	BENJ	66012	L	L
				1.96 X10-2 S						
				4.0 X10-1 P						
1.0	E 1 B	METHANOL	26.5	1.74 X10-2 S	BC	HEAT OF DILUTION	BENJ	66012	L	L
				4.0 X10-1 P						
				1.74 X10-2 S						
1.5	E 1 B	METHANOL	26.5	3.4 X10-2 D	BB	TURBIDITY PLT LITE SCATR	HERR	62005	T	L
				1.48 X10-3 M						
				2.8 X10-1 P						
5.	E O B	PROPANOL-1	26.5	1.22 X10-2 S	BC	HEAT OF DILUTION	BENJ	66012	L	L
				1.7 X10-1 P						
				7.41 X10-3 S						
1.0	E 1 B	PROPANOL-1	26.5	1.1 X10-1 P	BD	HEAT OF DILUTION	BENJ	66012	L	L
				4.79 X10-3 S						
				5.4 X10-1 P						
2.	E O M	UREA	26.5	2.35 X10-2 S	BC	HEAT OF DILUTION	BENJ	66012	L	L
				6.9 X10-1 P						
				3.00 X10-2 S						
4.	E O M	UREA	26.5	1.04 X10 0 P	BC	HEAT OF DILUTION	BENJ	66012	L	L
				4.53X10-2 S						
				4.8 X10-1 P						
1.	E O M	GUANIDINIUM CL	26.5	2.09 X10-2 S	BC	HEAT OF DILUTION	BENJ	66012	L	L
				6.2 X10-1 P						
				2.70 X10-2 S						
2.	E O M	GUANIDINIUM CL	26.5	7.8 X10-1 P	BC	HEAT OF DILUTION	BENJ	66012	L	L
				3.40 X10-2 S						
				8.8 X10-1 P						
3.	E O M	GUANIDINIUM CL	26.5	3.83 X10-2 S	BC	HEAT OF DILUTION	BENJ	66012	L	L
				1.9 X10-1 P						
				8.28 X10-3 S						
4.	E O M	GUANIDINIUM CL	26.5	3.50 X10-3 M	BC	FOTOMTR SOLUBLZTN YLOB	TOKI OHKI	66027	G	L
				1.04 X10 0 P						
				4.53 X10-2 S						
1.	E-1 M	NA CL	25	3.10 X10-3 M	BC	FOTOMTR SOLUBLZTN YLOB	TOKI OHKI	66027	G	L
				1.95 X10-3 M						
				1.25 X10-3 M						
1.	E-1 M	NA CL	25	1.01 X10-3 M	BC	FOTOMTR SOLUBLZTN YLOB	TOKI OHKI	66027	G	L
				1.00 X10-3 M						
				1.00 X10-3 M						
1.	E-1 M	NA CL	25	1.00 X10-3 M	BC	FOTOMTR SOLUBLZTN YLOB	TOKI OHKI	66027	G	L
				1.00 X10-3 M						
				1.00 X10-3 M						
33 ENTRIES FOR COMPOUND										

COMPOUND NO = 22 MOL WGT -

265.9 DIMETHYL DODECYL AMINE OXIDE HYDROCHLORIDE

				62005	VALUES FRM REF IN CMC		HERR	64006	R
1.	E-2 M	H CL	25	5. X10-3 M	BE	HEAT OF DILUTION	BENJ	64016	L L
1.	E-3 M	H CL	27	1.9 X10-1 D	BB	TURBIDITY PLT LITE SCATR	HERR	62005	T 3
				7.14 X10-3 M					M
1.	E-2 M	H CL	27	1.8 X10-1 D	BB	TURBIDITY PLT LITE SCATR	HERR	62005	T 3
				6.76 X10-3 M					M
1.	E-3 M	H CL	27	3.4 X10-2 D	BB	TURBIDITY PLT LITE SCATR	HERR	62005	T L
				1.27 X10-3 M					M
1.	E-3 M	H CL	27	4.8 X10-2 D	BB	TURBIDITY PLT LITE SCATR	HERR	62005	T L
				1.80 X10-3 M					M
				6 ENTRIES FOR COMPOUND					

COMPOUND NO = 23 MOL WGT -

373.2 SILVER DODECYL 1 SULFATE

			35	7.3	X10-3 M	BA	SPECFC CONDUCTNCE GRAPH	CORK GOOD	62006	T 2
			55	8.4	X10-3 M	BA	SPECFC CONDUCTNCE GRAPH	CORK GOOD	62006	T 3
1.	E-2 M	AG NO3	35	4.7	X10-3 M	BA	SPECFC CONDUCTNCE GRAPH	CORK GOOD	62006	T 3
1.	E-2 M	NA NO3	35	5.4	X10-3 M	BA	SPECFC CONDUCTNCE GRAPH	CORK GOOD	62006	T 3
4 ENTRIES FOR COMPOUND										

Concentration units: A—mol %; B—vol % solvent; C—mol % surfactant mixture; D—wt/vol %; E—% saturation; H—wt % solvent; I—mol % surfactant; K—normality

counterions; M—molar; N—normal; P—wt %; Q—wt % surfactant; R—varied; S—mol/kg; T—wt % surfactant mixture; U—mol/(l or kg); W—molal; Y—atm. Details on page 222.

*Complete Table of Critical Micelle Concentration Values—Continued*

Additives	Temp. °C	CMC	Qual. Mat. Meth.	Method	Authors	Reference	Source	Evaluation
COMPOUND NO = 24 MOL WGT -	570.8	CALCIUM DODECYL 1 SULFATE						
	54	1.3 X10-3 M	BC	SURFACE TENSION LOG PLOT	MIYA	60029	T	L
	54	1.3 X10-3 M	BC	VISUAL SPCTR CHNGE PNCN	MIYA	60029	T	L
	70	3.4 X10-3 N	BB	SPECFC CONDUCTNCE GRAPH	CORK GOOD	62006	T	3
	70	2.9 X10-3 N	CG	VISUAL SPCTR CHNGE PNCN	LANG	51005	L	L
1.0 E-4 N CA CL2	70	1.02 X10-3 N	CG	VISUAL SPCTR CHNGE PNCN	LANG	51005	L	L
3.0 E-4 N CA CL2	70	7.7 X10-4 N	CG	VISUAL SPCTR CHNGE PNCN	LANG	51005	L	L
1. E-3 N CA CL2	70	2.6 X10-3 N	CG	VISUAL SPCTR CHNGE PNCN	LANG	51005	L	L
5. E-3 N CA CL2	70	2.15 X10-3 N	CG	VISUAL SPCTR CHNGE PNCN	LANG	51005	L	L
2.5 E-2 N CA CL2	70	1.45 X10-3 N	CG	VISUAL SPCTR CHNGE PNCN	LANG	51005	L	L
1. E-3 M NA CL	70	2.85 X10-3 N	CG	VISUAL SPCTR CHNGE PNCN	LANG	51005	L	L
4. E-3 M NA CL	70	2.8 X10-3 N	CG	VISUAL SPCTR CHNGE PNCN	LANG	51005	L	L
1. E-2 M NA CL	70	2.7 X10-3 N	CG	VISUAL SPCTR CHNGE PNCN	LANG	51005	L	L
2. E-2 M NA CL	70	2.6 X10-3 N	CG	VISUAL SPCTR CHNGE PNCN	LANG	51005	L	L
3. E-2 M NA CL	70	2.6 X10-3 N	CG	VISUAL SPCTR CHNGE PNCN	LANG	51005	L	L
5. E-2 M NA CL	70	2.4 X10-3 N	CG	VISUAL SPCTR CHNGE PNCN	LANG	51005	L	L
1.0 E-1 M NA CL	70	1.7 X10-3 N	CG	VISUAL SPCTR CHNGE PNCN	LANG	51005	L	L
2.0 E-1 M NA CL	70	1.25 X10-3 N	CG	VISUAL SPCTR CHNGE PNCN	LANG	51005	L	L
5.0 E-1 M NA CL	70	7.3 X10-4 N	CG	VISUAL SPCTR CHNGE PNCN	LANG	51005	L	L
1. E-2 M NA N03 0001	70	3.3 X10-3 N	BB	SPECFC CONDUCTNCE GRAPH	CORK GOOD	62006	T	3
	70			SEE CMPD NMBR IN ADDITV	LANG	51005		X
20 ENTRIES FOR COMPOUND								
COMPOUND NO = 25 MOL WGT -	288.3	SODIUM ETHYL ALPHA SULFOPELARGONATE						
1 ENTRIES FOR COMPOUND	UNK	9.80 X10-2 M	CG	VISUAL SPCTR CHNGE PNCN	STIR WEIL	62008	T	L
COMPOUND NO = 26 MOL WGT -	330.4	SODIUM AMYL ALPHA SULFOPELARGONATE						
2 ENTRIES FOR COMPOUND	UNK	1.56 X10-2 M	CG	VISUAL SPCTR CHNGE PNCN	MAUR STIR	64002	T	L
	UNK	1.60 X10-2 M	CG	VISUAL SPCTR CHNGE PNCN	STIR WEIL	62008	T	L
COMPOUND NO = 27 MOL WGT -	344.4	SODIUM HEXYL ALPHA SULFOPELARGONATE						
1 ENTRIES FOR COMPOUND	UNK	7.0 X10-3 M	CG	VISUAL SPCTR CHNGE PNCN	STIR WEIL	62008	T	L
COMPOUND NO = 28 MOL WGT -	358.4	SODIUM HEPTYL ALPHA SULFOPELARGONATE						
1 ENTRIES FOR COMPOUND	UNK	4.5 X10-3 M	CG	VISUAL SPCTR CHNGE PNCN	STIR WEIL	62008	T	L
COMPOUND NO = 29 MOL WGT -	386.5	SODIUM NONYL ALPHA SULFOPELARGONATE						
1 ENTRIES FOR COMPOUND	UNK	1.2 X10-3 M	CG	VISUAL SPCTR CHNGE PNCN	STIR WEIL	62008	T	L
COMPOUND NO = 30 MOL WGT -	400.5	SODIUM DECYL ALPHA SULFOPELARGONATE						
1 ENTRIES FOR COMPOUND	UNK	5. X10-4 M	CG	VISUAL SPCTR CHNGE PNCN	STIR WEIL	62008	T	L
COMPOUND NO = 31 MOL WGT -	372.4	SODIUM 2 OCTYL ALPHA SULFOPELARGONATE						
1 ENTRIES FOR COMPOUND	UNK	3.6 X10-3 M	CG	VISUAL SPCTR CHNGE PNCN	STIR WEIL	62008	T	L
COMPOUND NO = 32 MOL WGT -	372.4	SODIUM 2 ETHYLHEXYL ALPHA SULFOPELARGONATE						
1 ENTRIES FOR COMPOUND	UNK	1.9 X10-3 M	CG	VISUAL SPCTR CHNGE PNCN	STIR WEIL	62008	T	L
COMPOUND NO = 33 MOL WGT -	400.5	SODIUM /OXO/ DECYL ALPHA SULFOPELARGONATE						
1 ENTRIES FOR COMPOUND	UNK	5. X10-4 M	HG	VISUAL SPCTR CHNGE PNCN	STIR WEIL	62008	T	L
COMPOUND NO = 34 MOL WGT -	428.6	SODIUM DODECYL ALPHA SULFOPELARGONATE						
1 ENTRIES FOR COMPOUND	UNK	1. X10-4 M	CG	VISUAL SPCTR CHNGE PNCN	STIR WEIL	62008	T	L
COMPOUND NO = 35 MOL WGT -	574.3	SODIUM H/CF2CF2/3CH2 ALPHA SULFOPELARGONATE						
1 ENTRIES FOR COMPOUND	UNK	2.4 X10-3 M	HG	VISUAL SPCTR CHNGE PNCN	STIR WEIL	62008	T	L

Concentration units: A—mol %; B—vol % solvent; C—mol % surfactant mixture; counterions; M—molar; N—normal; P—wt %; Q—wt % surfactant; R—varied; S—mol/kg; D—wt/vol %; E—% saturation; H—wt % solvent; I—mol % surfactant; K—normality kg; T—wt % surfactant mixture; U—mol/(l or kg); W—molal; Y—atm. Details on page 222.



*Complete Table of Critical Micelle Concentration Values—Continued*

Additives	Temp. °C	CMC	Qual. Mat. Meth.	Method	Authors	Reference	Source	Evaluation
	RM	1.4 X10 <sup>-2</sup> D 3.75 X10 <sup>-4</sup> M	CG	FOTOMTR SPCTR CHNGE PNCN	WEIL STIR	56008	T	L
	RM	1.5 X10 <sup>-2</sup> D 4.02 X10 <sup>-4</sup> M	CG	VISUAL SPCTR CHNGE PNCN	WEIL STIR	56008	T	L
4 ENTRIES FOR COMPOUND								
COMPOUND NO = 37 MOL WGT - 193.7 DECYLAMMONIUM CHLORIDE								
	20	3.2 X10 <sup>-2</sup> M	CC	EQUIV CONDUCTNCE GRAPH	RALS HOER	42002	P	L
	25	4. X10 <sup>-2</sup> M	CE	REFRACTIVE INDEX	KLEV	48005	T	L
	25	4.8 X10 <sup>-2</sup> M	XC	REFRACTIVE INDEX	KLEV	53010	T	L
	25.0	5.40 X10 <sup>-2</sup> M	CB	SPECFC CONDUCTNCE GRAPH	HOYE GREE	57004	T	L
	40	3.8 X10 <sup>-2</sup> M	CC	EQUIV CONDUCTNCE GRAPH	RALS HOER	42002	P	L
	60	3.8 X10 <sup>-2</sup> M	CC	EQUIV CONDUCTNCE GRAPH	RALS HOER	42002	P	L
	RM	4. X10 <sup>-2</sup> M	BD	PH OR HYDROLYSIS	VEIS HOER	60001	T	L
7 ENTRIES FOR COMPOUND								
COMPOUND NO = 38 MOL WGT - 221.8 DODECYL AMMONIUM CHLORIDE								
		59016		VALUES FRM REF IN CMC	BOTR CRES	60024		R
		50008		VALUES FRM REF IN CMC	CORR HARK	46004		R
		47006		VALUES FRM REF IN CMC	CORR HARK	46005		R
		48016		VALUES FRM REF IN CMC	KOLT STRI	49005		R
	15	1.56 X10 <sup>-2</sup> M	BB	SPECFC CONDUCTNCE GRAPH	EGGE HARW	51006	T	3
	18.0	1.45 X10 <sup>-2</sup> M	CB	SPECFC CONDUCTNCE GRAPH	HOYE GREE	57004	T	L
	20	1.5 X10 <sup>-2</sup> M	XG	VISCOSITY MINIMUM	SATA TYUZ	53006	T	L
	20	1.56 X10 <sup>-2</sup> M	BB	SPECFC CONDUCTNCE GRAPH	EGGE HARW	51006	T	L
	20	1.50 X10 <sup>-2</sup> M	BA	SPECFC CONDUCTNCE GRAPH	RALS EGGE	48027	P	2
	23.5	2.95 X10 <sup>-1</sup> D	BB	REFRACTIVE INDEX	KLEV	46012	T	L
		1.330X10 <sup>-2</sup> M						M
	25	1.43 X10 <sup>-2</sup> M	BG	EQUIV COND 1ST DEVIATION	BROW GRIE	49014	T	L
	25	1.46 X10 <sup>-2</sup> M	BA	EQUIV CONDUCTNCE GRAPH	BROW GRIE	49014	P	1
	25	1.28 X10 <sup>-2</sup> M	BG	VISUAL SPCTR CHNGE INPX	CORR HARK	50008	T	L
	25	1.52 X10 <sup>-2</sup> M	BB	SPECFC CONDUCTNCE GRAPH	EGGE HARW	51006	T	L
	25	1.34 X10 <sup>-2</sup> W	BB	SPECFC CONDUCTNCE GRAPH	CZER	65031	T	L
	25.6	1.31 X10 <sup>-2</sup> M	CG	FOTOMTR SPCTR CHNGE INPX	KLEV	47004	T	L
	25.0	1.34 X10 <sup>-2</sup> M	CB	SPECFC CONDUCTNCE GRAPH	OSUG SATO	65036	G	L
	25	1.47 X10 <sup>-2</sup> M	BA	SPECFC CONDUCTNCE GRAPH	RALS EGGE	48027	P	1
	25.0	1.38 X10 <sup>-2</sup> M	CB	SPECFC CONDUCTNCE GRAPH	HOYE GREE	57004	T	L
	26	1.27 X10 <sup>-2</sup> M	BG	VISUAL SPCTR CHNGE SKYB	CORR HARK	47006	T	L
	26	1.36 X10 <sup>-2</sup> M	BG	VISUAL SPCTR CHNGE EOSN	CORR HARK	47006	T	L
	26	1.30 X10 <sup>-2</sup> M	BG	VISUAL SPCTR CHNGE FL	CORR HARK	47006	T	L
	26	1.24 X10 <sup>-2</sup> M	BG	VISUAL SPCTR CHNGE INPX	CORR HARK	47006	T	L
	26	1.31 X10 <sup>-2</sup> M	BG	VISUAL SPCTR CHNGE SKYB	CORR HARK	47010	T	L
	26	1.31 X10 <sup>-2</sup> M	BG	VISUAL SPCTR CHNGE INPX	CORR HARK	47010	T	L
	27	1.50 X10 <sup>-2</sup> M	BB	SPECFC CONDUCTNCE GRAPH	EGGE HARW	51006	T	3
	30	3.23 X10 <sup>-1</sup> D	CC	TURBIDITY PLT LITE SCATR	KUSH PARK	57006	T	L
		1.456X10 <sup>-2</sup> M						M
	30	1.6 X10 <sup>-2</sup> M	XG	VISCOSITY MINIMUM	SATA TYUZ	53006	T	L
	30	1.46 X10 <sup>-2</sup> M	BC	EQUIV CONDUCTNCE GRAPH	RALS BROO	49013	T	L
	30	1.65 X10 <sup>-2</sup> W	XB	VAPR PRESURE LOWERING	HUFF MCBA	51004	T	L
	30	1.3 X10 <sup>-2</sup> M	CD	REFRACTIVE INDEX	KLEV	48005	T	L
	30	1.4 X10 <sup>-2</sup> M	XG	VISUAL SPCTR CHNGE	KLEV	53010	T	L
	30	1.47 X10 <sup>-2</sup> M	BB	DENSITY	CART ANAC	60005	K	1
	30	1.29 X10 <sup>-2</sup> M	CB	SPECFC CONDUCTNCE GRAPH	RALS HOER	46001	T	L
	30	1.34 X10 <sup>-2</sup> M	CB	FOTOMTR SOLUBLZTN PDMA	KOLT STRI	48016	T	L
	30	1.47 X10 <sup>-2</sup> M	BB	EQUIV CONDUCTNCE GRAPH	RALS EGGE	48020	K	1
	30	1.45 X10 <sup>-2</sup> M	BC	EQUIV CONDUCTNCE GRAPH	RALS EGGE	48021	K	L
	30	1.44 X10 <sup>-2</sup> N	BB	EQUIV CONDUCTNCE GRAPH	RALS EGGE	48023	T	L
	30	1.50 X10 <sup>-2</sup> M	BA	SPECFC CONDUCTNCE GRAPH	EGGE HARW	51006	T	1
	30	1.48 X10 <sup>-2</sup> M	BA	SPECFC CONDUCTNCE GRAPH	RALS EGGE	48027	P	1
	30	1.34 X10 <sup>-2</sup> M	CB	FOTOMTR SOLUBLZTN AZBZ	KOLT STRI	49005	T	L
	30	1.34 X10 <sup>-2</sup> M	CB	FOTOMTR SOLUBLZTN OROT	KOLT STRI	49005	T	L
	30	1.48 X10 <sup>-2</sup> M	BB	EQUIV CONDUCTNCE GRAPH	RALS EGGE	49008	GK	1
	35	1.36 X10 <sup>-2</sup> W	BB	SPECFC CONDUCTNCE GRAPH	CZER	65031	T	L
	35.8	1.25 X10 <sup>-2</sup> M	CG	FOTOMTR SPCTR CHNGE INPX	KLEV	47004	T	L
	35.0	1.33 X10 <sup>-2</sup> M	CB	SPECFC CONDUCTNCE GRAPH	HOYE GREE	57004	T	L
	40	1.49 X10 <sup>-2</sup> M	BA	SPECFC CONDUCTNCE GRAPH	EGGE HARW	51006	T	L
	40	1.50 X10 <sup>-2</sup> M	BA	SPECFC CONDUCTNCE GRAPH	RALS EGGE	48027	P	2
	45.0	1.21 X10 <sup>-2</sup> M	CG	FOTOMTR SPCTR CHNGE INPX	KLEV	47004	T	L
	45	1.43 X10 <sup>-2</sup> W	BB	SPECFC CONDUCTNCE GRAPH	CZER	65031	T	L
	50	1.30 X10 <sup>-2</sup> M	HB	SPECFC CONDUCTNCE GRAPH	MARO ELDE	54006	T	L
	50	1.4 X10 <sup>-2</sup> W	XD	VAPR PRESURE LOWERING	HUFF MCBA	51004	T	L
	50	1.34 X10 <sup>-2</sup> M	CB	FOTOMTR SOLUBLZTN PDMA	KOLT STRI	48016	T	L
	50	1.65 X10 <sup>-2</sup> M	BB	SPECFC CONDUCTNCE GRAPH	EGGE HARW	51006	T	L
	50	1.58 X10 <sup>-2</sup> M	BA	SPECFC CONDUCTNCE GRAPH	RALS EGGE	48027	P	3

A-mol %; B-vol % solvent; C-mol % surfactant; D-wt/vol %; E-% saturation; H-wt % solvent; I-mol % surfactant; K-normality counterions;

M-molar; N-normal; P-wt %; Q-wt % surfactant; R-varied; S-mol/kg; T-wt % surfactant; U-mol/(l or kg); W-molal; Y-atm. Details on page 222.

*Complete Table of Critical Micelle Concentration Values—Continued*

Additives	Temp. °C	CMC	Qual. Mat. Meth.	Method	Authors	Reference	Source	Evaluation
COMPOUND NO = 36 MOL WGT - 372.4 SODIUM METHYL ALPHA SULFOPALMITATE	28	1.2 X10 <sup>-2</sup> D	CD	SURFACE TENSION UNSPEC	WEIL STIR	56008	T	L
		3.22 X10 <sup>-4</sup> M					M	
	UNK	4. X10 <sup>-4</sup> M	CG	VISUAL SPCTR CHNGE PNCN	STIR WEIL	62008	T	L
	50	1.37 X10 <sup>-2</sup> M	CB	FOTOMTR SOLUBLZTN OROT	KOLT STRI	49005	T	L
	50	1.34 X10 <sup>-2</sup> M	CB	FOTOMTR SOLUBLZTN AZBZ	KOLT STRI	49005	T	L
	55.0	1.20 X10 <sup>-2</sup> M	CG	FOTOMTR SPCTR CHNGE INPX	KLEV	47004	T	L
	55	1.50 X10 <sup>-2</sup> W	BB	SPECFC CONDUCTNCE GRAPH	CZER	65031	T	L
	60	1.3 X10 <sup>-2</sup> M	CC	EQUIV CONDUCTNCE GRAPH	RAIS HOER	42002	T	L
	60	1.80 X10 <sup>-2</sup> M	BC	SPECFC CONDUCTNCE GRAPH	EGGE HARW	51006	T	L
	60	1.71 X10 <sup>-2</sup> M	BB	SPECFC CONDUCTNCE GRAPH	RAIS EGGE	48027	P	3
	UNK	1.4 X10 <sup>-2</sup> M	CC	UNSPECIFIED CONDUCTANCE	BOTR CRES	59016	T	L
	UNK	1.4 X10 <sup>-2</sup> M	CD	ELECTROMOTIVE FORCE	BOTR CRES	59016	T	L
	RM	1.3 X10 <sup>-2</sup> M	BD	PH OR HYDROLYSIS	VEIS HOER	60001	T	L
	UNK	1.31 X10 <sup>-2</sup> M	CG	VISUAL SPCTR CHNGE DCFL	CORR HARK	46004	G	L
	UNK	1.4 X10 <sup>-2</sup> M	BG	METHOD NOT CITED	KLEV CARR	56001	T	L
3.66 E 0 A ACETONITRILE	30	1.61 X10 <sup>-2</sup> N	BB	EQUIV CONDUCTNCE GRAPH	RAIS EGGE	48023	T	3
3.27 E 0 A ACETONE	30	1.30 X10 <sup>-2</sup> N	BB	EQUIV CONDUCTNCE GRAPH	RAIS EGGE	48023	T	3
7.06 E 0 A ACETONE	30	1.51 X10 <sup>-2</sup> N	BC	EQUIV CONDUCTNCE GRAPH	RAIS EGGE	48023	T	L
9.95 E 0 A ACETONE	30	4.54 X10 <sup>-2</sup> N	BD	EQUIV CONDUCTNCE GRAPH	RAIS EGGE	48023	T	L
7.67 E-3 M BA CL2	26	1.05 X10 <sup>-2</sup> M	BG	VISUAL SPCTR CHNGE SKYB	CORR HARK	47010	T	L
1.27 E-2 M BA CL2	26	8.66 X10 <sup>-3</sup> M	BG	VISUAL SPCTR CHNGE	CORR HARK	47010	T	L
1.76 E-2 M BA CL2	26	8.01 X10 <sup>-3</sup> M	BG	VISUAL SPCTR CHNGE INPX	CORR HARK	47010	T	L
2.19 E-2 M BA CL2	26	7.48 X10 <sup>-3</sup> M	BG	VISUAL SPCTR CHNGE SKYB	CORR HARK	47010	T	L
3.16 E-2 M BA CL2	26	6.21 X10 <sup>-3</sup> M	BG	VISUAL SPCTR CHNGE SKYB	CORR HARK	47010	T	L
3.45 E-2 M BA CL2	26	5.89 X10 <sup>-3</sup> M	BG	VISUAL SPCTR CHNGE INPX	CORR HARK	47010	T	L
4.07 E-2 M BA CL2	26	5.56 X10 <sup>-3</sup> M	BG	VISUAL SPCTR CHNGE SKYB	CORR HARK	47010	T	L
2.5 E-3 N BA CL2	30	1.36 X10 <sup>-2</sup> M	BB	EQUIV CONDUCTNCE GRAPH	RAIS EGGE	49008	G	3
5. E-3 N BA CL2	30	1.30 X10 <sup>-2</sup> M	BB	EQUIV CONDUCTNCE GRAPH	RAIS EGGE	49008	G	3
1. E-2 N BA CL2	30	1.13 X10 <sup>-2</sup> M	BB	EQUIV CONDUCTNCE GRAPH	RAIS EGGE	49008	G	3
2. E-2 N BA CL2	30	9.4 X10 <sup>-3</sup> M	BB	EQUIV CONDUCTNCE GRAPH	RAIS EGGE	49008	G	3
1.00 E 2 E BENZENE	30	1.12 X10 <sup>-2</sup> M	BC	EQUIV CONDUCTNCE GRAPH	RAIS EGGE	48021	K	L
1.55 E-1 M BUTANOL-1	25	9.03 X10 <sup>-3</sup> M	BG	VISUAL SPCTR CHNGE INPX	CORR HARK	50008	T	L
3.42 E-1 M BUTANOL-1	25	5.96 X10 <sup>-3</sup> M	BG	VISUAL SPCTR CHNGE INPX	CORR HARK	50008	T	L
4.64 E-1 M BUTANOL-1	25	4.06 X10 <sup>-3</sup> M	BG	VISUAL SPCTR CHNGE INPX	CORR HARK	50008	T	L
2.5 E-3 N CA ACETATE	30	1.40 X10 <sup>-2</sup> M	BC	EQUIV CONDUCTNCE GRAPH	RAIS EGGE	49008	K	L
5. E-3 N CA ACETATE	30	1.28 X10 <sup>-2</sup> M	BC	EQUIV CONDUCTNCE GRAPH	RAIS EGGE	49008	K	L
1. E-2 N CA ACETATE	30	1.09 X10 <sup>-2</sup> M	BC	EQUIV CONDUCTNCE GRAPH	RAIS EGGE	49008	K	L
2. E-2 N CA ACETATE	30	9.2 X10 <sup>-3</sup> M	BC	EQUIV CONDUCTNCE GRAPH	RAIS EGGE	49008	K	L
2. E-2 N CA FORMATE	30	9.4 X10 <sup>-3</sup> M	BC	EQUIV CONDUCTNCE GRAPH	RAIS EGGE	49008	K	L
1.00 E 2 E CYCLOHEXANE	30	1.25 X10 <sup>-2</sup> M	BC	EQUIV CONDUCTNCE GRAPH	RAIS EGGE	48021	K	L
3.7 E 0 H DIOXANE	UNK	1.36 X10 <sup>-2</sup> M	CG	VISUAL SPCTR CHNGE DCFL	CORR HARK	46004	G	L
7.5 E 0 H DIOXANE	UNK	1.42 X10 <sup>-2</sup> M	CG	VISUAL SPCTR CHNGE DCFL	CORR HARK	46004	G	L
1.63 E 1 H DIOXANE	UNK	1.51 X10 <sup>-2</sup> M	CG	VISUAL SPCTR CHNGE DCFL	CORR HARK	46004	G	L
9.02 E-5 M DECANOL-1	25	1.09 X10 <sup>-2</sup> M	BG	VISUAL SPCTR CHNGE INPX	CORR HARK	50008	T	L
1.43 E-4 M DECANOL-1	25	9.43 X10 <sup>-3</sup> M	BG	VISUAL SPCTR CHNGE INPX	CORR HARK	50008	T	L
1.88 E-4 M DECANOL-1	25	8.27 X10 <sup>-3</sup> M	BG	VISUAL SPCTR CHNGE INPX	CORR HARK	50008	T	L
2.00 E-4 M DECANOL-1	25	7.91 X10 <sup>-3</sup> M	BG	VISUAL SPCTR CHNGE INPX	CORR HARK	50008	T	L
2.31 E-4 M DECANOL-1	25	7.61 X10 <sup>-3</sup> M	BG	VISUAL SPCTR CHNGE INPX	CORR HARK	50008	T	L
3.9 E 0 H ETHYLENE GLYCOL	UNK	1.33 X10 <sup>-2</sup> M	CG	VISUAL SPCTR CHNGE DCFL	CORR HARK	46004	G	L
7.9 E 0 H ETHYLENE GLYCOL	UNK	1.36 X10 <sup>-2</sup> M	CG	VISUAL SPCTR CHNGE DCFL	CORR HARK	46004	G	L
1.54 E 1 H ETHYLENE GLYCOL	UNK	1.40 X10 <sup>-2</sup> M	CG	VISUAL SPCTR CHNGE DCFL	CORR HARK	46004	G	L
5.69 E-1 M ETHANOL	25	1.26 X10 <sup>-2</sup> M	BG	VISUAL SPCTR CHNGE INPX	CORR HARK	50008	T	L
8.68 E-1 M ETHANOL	25	1.20 X10 <sup>-2</sup> M	BG	VISUAL SPCTR CHNGE INPX	CORR HARK	50008	T	L
1.918E 0 M ETHANOL	25	1.06 X10 <sup>-2</sup> M	BG	VISUAL SPCTR CHNGE INPX	CORR HARK	50008	T	L
2.627E 0 M ETHANOL	25	9.73 X10 <sup>-3</sup> M	BG	VISUAL SPCTR CHNGE INPX	CORR HARK	50008	T	L
3.163E 0 M ETHANOL	25	8.75 X10 <sup>-3</sup> M	BG	VISUAL SPCTR CHNGE INPX	CORR HARK	50008	T	L
2.65 E 0 A ETHANOL	30	1.77 X10 <sup>-2</sup> N	BB	EQUIV CONDUCTNCE GRAPH	RAIS EGGE	48023	T	3
4.17 E 0 A ETHANOL	30	1.38 X10 <sup>-2</sup> M	CB	SPECFC CONDUCTNCE GRAPH	RAIS HOER	46001	T	L
5.77 E 0 A ETHANOL	30	3.00 X10 <sup>-2</sup> N	BC	EQUIV CONDUCTNCE GRAPH	RAIS EGGE	48023	T	L
8.80 E 0 A ETHANOL	30	1.52 X10 <sup>-2</sup> M	CC	SPECFC CONDUCTNCE GRAPH	RAIS HOER	46001	T	L
1.437E 1 A ETHANOL	30	2.1 X10 <sup>-2</sup> M	CC	SPECFC CONDUCTNCE GRAPH	RAIS HOER	46001	T	L
2.068E 1 A ETHANOL	30	4.3 X10 <sup>-2</sup> M	CD	SPECFC CONDUCTNCE GRAPH	RAIS HOER	46001	T	L
2.812E 1 A ETHANOL	30	1.03 X10 <sup>-1</sup> M	CD	SPECFC CONDUCTNCE GRAPH	RAIS HOER	46001	T	L
8.6 E 0 H GLYCEROL	UNK	1.33 X10 <sup>-2</sup> M	CG	VISUAL SPCTR CHNGE DCFL	CORR HARK	46004	G	L
1.30 E 1 H GLYCEROL	UNK	1.35 X10 <sup>-2</sup> M	CG	VISUAL SPCTR CHNGE DCFL	CORR HARK	46004	G	L
2. E-2 N ACETIC ACID	30	1.49 X10 <sup>-2</sup> M	BC	EQUIV CONDUCTNCE GRAPH	RAIS EGGE	49008	K	L
2.5 E-3 M HEXYL AMMONIUM CL	30	1.43 X10 <sup>-2</sup> M	BB	EQUIV CONDUCTNCE GRAPH	RAIS EGGE	48020	K	3
5. E-3 M HEXYL AMMONIUM CL	30	1.26 X10 <sup>-2</sup> M	BB	EQUIV CONDUCTNCE GRAPH	RAIS EGGE	48020	K	3
1.0 E-2 M HEXYL AMMONIUM CL	30	1.16 X10 <sup>-2</sup> M	BC	EQUIV CONDUCTNCE GRAPH	RAIS EGGE	48020	K	L
2.5 E-2 M HEXYL AMMONIUM CL	30	8.8 X10 <sup>-3</sup> M	BC	EQUIV CONDUCTNCE GRAPH	RAIS EGGE	48020	K	L
5.0 E-2 M HEXYL AMMONIUM CL	30	6.1 X10 <sup>-3</sup> M	BC	EQUIV CONDUCTNCE GRAPH	RAIS EGGE	48020	K	L
2.5 E-3 N H CL	30	1.39 X10 <sup>-2</sup> M	BB	EQUIV CONDUCTNCE GRAPH	RAIS EGGE	49008	G	3
2.50 E-3 W H CL	30.0	1.306X10 <sup>-2</sup> W	BB	ELECTROMOTIVE FORCE	HUTC WINS	57021	T	L
5. E-3 N H CL	30	1.27 X10 <sup>-2</sup> M	BB	EQUIV CONDUCTNCE GRAPH	RAIS EGGE	49008	G	3
1. E-2 N H CL	30	1.15 X10 <sup>-2</sup> M	BB	EQUIV CONDUCTNCE GRAPH	RAIS EGGE	49008	G	3

Concentration units: A—mol %; B—vol % solvent; C—mol % surfactant mixture; D—wt/vol %; E—% saturation; H—wt % solvent; I—mol % surfactant; K—normality

counterions: M—molar; N—normal; P—wt %; Q—wt % surfactant; R—varied; S—mol/kg; T—wt % surfactant mixture; U—mol/(l or kg); W—molal; Y—atm. Details on page 222.



*Complete Table of Critical Micelle Concentration Values – Continued*

	Additives	Temp. °C	CMC	Qual. Mat. Meth.	Method	Authors	Reference	Source	Evaluation
1.003E-2 W	H CL	30.0	1.165X10-2 W	BB	ELECTROMOTIVE FORCE	HUTC WINS	57021	T	L
2. E-2 N	H CL	30	9.2 X10-3 M	BB	EQUIV CONDUCTNCE GRAPH	RALS EGGE	49008	G	3
5.008E-2 W	H CL	30.0	5.54 X10-3 W	BC	ELECTROMOTIVE FORCE	HUTC WINS	57021	T	L
1.002E-1 W	H CL	30.0	2.0 X10-3 W	BD	ELECTROMOTIVE FORCE	HUTC WINS	57021	T	L
2.51 E-3 W	H CL	40.0	1.162X10-2 W	BB	ELECTROMOTIVE FORCE	HUTC WINS	57021	T	L
1.004E-2 W	H CL	40.0	1.000X10-2 W	BB	ELECTROMOTIVE FORCE	HUTC WINS	57021	T	L
5.012E-2 W	H CL	40.0	5.04 X10-3 W	BE	ELECTROMOTIVE FORCE	HUTC WINS	57021	T	L
1.002E-1 W	H CL	40.0	1.9 X10-3 W	BD	ELECTROMOTIVE FORCE	HUTC WINS	57021	T	L
2. E-2 N	FORMIC ACID	30	1.45 X10-2 M	BC	EQUIV CONDUCTNCE GRAPH	RALS EGGE	49008	K	L
1.00 E 2 E	N-HEXANE	30	1.30 X10-2 M	BC	EQUIV CONDUCTNCE GRAPH	RALS EGGE	48021	K	L
2.5 E-3 N	H NO3	30	1.20 X10-2 M	BB	EQUIV CONDUCTNCE GRAPH	RALS EGGE	49008	G	3
5. E-3 N	H NO3	30	1.02 X10-2 M	BB	EQUIV CONDUCTNCE GRAPH	RALS EGGE	49008	G	3
1. E-2 N	H NO3	30	7.3 X10-3 M	BB	EQUIV CONDUCTNCE GRAPH	RALS EGGE	49008	G	3
2. E-2 N	H NO3	30	4.9 X10-3 M	BB	EQUIV CONDUCTNCE GRAPH	RALS EGGE	49008	G	3
5.0 E-3 M	HEXANOL-1	25	1.17 X10-2 M	BG	VISUAL SPCTR CHNGE INPX	CORR HARK	50008	T	L
6.6 E-3 M	HEXANOL-1	25	1.13 X10-2 M	BG	VISUAL SPCTR CHNGE INPX	CORR HARK	50008	T	L
8.2 E-3 M	HEXANOL-1	25	1.06 X10-2 M	BG	VISUAL SPCTR CHNGE INPX	CORR HARK	50008	T	L
1.18 E-2 M	HEXANOL-1	25	1.01 X10-2 M	BG	VISUAL SPCTR CHNGE INPX	CORR HARK	50008	T	L
1.46 E-2 M	HEXANOL-1	25	9.5 X10-3 M	BG	VISUAL SPCTR CHNGE INPX	CORR HARK	50008	T	L
1.64 E-2 M	HEXANOL-1	25	9.4 X10-3 M	BG	VISUAL SPCTR CHNGE INPX	CORR HARK	50008	T	L
1.68 E-2 M	HEXANOL-1	25	9.1 X10-3 M	BG	VISUAL SPCTR CHNGE INPX	CORR HARK	50008	T	L
1.96 E-2 M	HEXANOL-1	25	8.4 X10-3 M	BG	VISUAL SPCTR CHNGE INPX	CORR HARK	50008	T	L
2.5 E-3 N	SUCCINIC ACID	30	1.48 X10-2 M	BC	EQUIV CONDUCTNCE GRAPH	RALS EGGE	49008	K	L
2. E-2 N	TARTARIC ACID	30	1.83 X10-2 M	BC	EQUIV CONDUCTNCE GRAPH	RALS EGGE	49008	K	L
1.90 E-3 M	HEPTANOL-1	25	1.15 X10-2 M	BG	VISUAL SPCTR CHNGE INPX	CORR HARK	50008	T	L
2.74 E-3 M	HEPTANOL-1	25	1.11 X10-2 M	BG	VISUAL SPCTR CHNGE INPX	CORR HARK	50008	T	L
3.59 E-3 M	HEPTANOL-1	25	1.09 X10-2 M	BG	VISUAL SPCTR CHNGE INPX	CORR HARK	50008	T	L
4.94 E-3 M	HEPTANOL-1	25	9.97 X10-3 M	BG	VISUAL SPCTR CHNGE INPX	CORR HARK	50008	T	L
5.96 E-3 M	HEPTANOL-1	25	9.02 X10-3 M	BG	VISUAL SPCTR CHNGE INPX	CORR HARK	50008	T	L
6.43 E-3 M	HEPTANOL-1	25	8.65 X10-3 M	BG	VISUAL SPCTR CHNGE INPX	CORR HARK	50008	T	L
7.07 E-3 M	HEPTANOL-1	25	8.55 X10-3 M	BG	VISUAL SPCTR CHNGE INPX	CORR HARK	50008	T	L
7.73 E-3 M	HEPTANOL-1	25	7.80 X10-3 M	BG	VISUAL SPCTR CHNGE INPX	CORR HARK	50008	T	L
7.5 E-3 M	K CL	25	1.01 X10-2 M	BG	VISUAL SPCTR CHNGE INPX	CORR HARK	50008	T	L
1.50 E-2 M	K CL	25	8.06 X10-3 M	BG	VISUAL SPCTR CHNGE INPX	CORR HARK	50008	T	L
3.00 E-2 M	K CL	25	6.62 X10-3 M	BG	VISUAL SPCTR CHNGE INPX	CORR HARK	50008	T	L
6.00 E-2 M	K CL	25	4.70 X10-3 M	BG	VISUAL SPCTR CHNGE INPX	CORR HARK	50008	T	L
5. E-2 N	K CL	50	6. X10-3 M	CE	FOTOMTR SOLUBLZTN PDMA	KOLT STRI	49005	T	L
1. E-1 N	K CL	50	3.5 X10-3 M	CB	FOTOMTR SOLUBLZTN PDMA	KOLT STRI	49005	T	L
7.10 E-3 M	LA CL3	26	1.15 X10-2 M	BG	VISUAL SPCTR CHNGE SKYB	CORR HARK	47010	T	L
1.27 E-2 M	LA CL3	26	8.12 X10-3 M	BG	VISUAL SPCTR CHNGE SKYB	CORR HARK	47010	T	L
1.72 E-2 M	LA CL3	26	6.95 X10-3 M	BG	VISUAL SPCTR CHNGE SKYB	CORR HARK	47010	T	L
1.619E 1 H	METHANOL	25	3.1 X10-2 M	BF	EQUIV CONDUCTNCE GRAPH	BROW GRIE	49014	T	L
1.619E 1 H	METHANOL	25	1.77 X10-2 M	BB	EQUIV CONDUCTNCE GRAPH	BROW GRIE	49014	P	3
2.465E 1 H	METHANOL	25	2.37 X10-2 M	BB	EQUIV CONDUCTNCE GRAPH	BROW GRIE	49014	T	3
2.465E 1 H	METHANOL	25	5.2 X10-2 M	BF	EQUIV CONDUCTNCE GRAPH	BROW GRIE	49014	T	L
4.82 E 0 A	METHANOL	30	1.64 X10-2 N	BB	EQUIV CONDUCTNCE GRAPH	RALS EGGE	48023	T	3
1.271E 1 A	METHANOL	30	2.50 X10-2 N	BD	EQUIV CONDUCTNCE GRAPH	RALS EGGE	48023	T	L
2.5 E 1 B	METHANOL	30	2.50 X10-2 M	BC	EQUIV CONDUCTNCE GRAPH	RALS EGGE	49008	K	L
2.5 E-3 N	NA ACETATE	30	1.39 X10-2 M	BC	EQUIV CONDUCTNCE GRAPH	RALS EGGE	49008	K	L
5. E-3 N	NA ACETATE	30	1.29 X10-2 M	BC	EQUIV CONDUCTNCE GRAPH	RALS EGGE	49008	K	L
1. E-2 N	NA ACETATE	30	1.10 X10-2 M	BC	EQUIV CONDUCTNCE GRAPH	RALS EGGE	49008	K	L
2. E-2 N	NA ACETATE	30	8.6 X10-3 M	BC	EQUIV CONDUCTNCE GRAPH	RALS EGGE	49008	K	L
8.02 E-3 M	NA CL	26	1.16 X10-2 M	BG	VISUAL SPCTR CHNGE SKYB	CORR HARK	47010	T	L
1.71 E-2 M	NA CL	26	9.88 X10-3 M	BG	VISUAL SPCTR CHNGE INPX	CORR HARK	47010	T	L
2.75 E-2 M	NA CL	26	7.93 X10-3 M	BG	VISUAL SPCTR CHNGE SKYB	CORR HARK	47010	T	L
4.96 E-2 M	NA CL	26	7.16 X10-3 M	BG	VISUAL SPCTR CHNGE INPX	CORR HARK	47010	T	L
9.23 E-2 M	NA CL	26	5.13 X10-3 M	BG	VISUAL SPCTR CHNGE INPX	CORR HARK	47010	T	L
1. E-3 N	NA CL	30	1.42 X10-2 M	BB	EQUIV CONDUCTNCE GRAPH	RALS EGGE	49008	G	3
2.5 E-3 N	NA CL	30	1.39 X10-2 M	BB	EQUIV CONDUCTNCE GRAPH	RALS EGGE	49008	G	3
5. E-3 N	NA CL	30	1.30 X10-2 M	BB	EQUIV CONDUCTNCE GRAPH	RALS EGGE	49008	G	3
1. E-2 M	NA CL	30	2.72 X10-1 D	CC	TURBIDITY PLT LITE SCATR	KUSH PARK	57006	T	L
			1.226X10-2 M					M	
1. E-2 N	NA CL	30	1.13 X10-2 M	BB	EQUIV CONDUCTNCE GRAPH	RALS EGGE	49008	G	3
2. E-2 N	NA CL	30	8.9 X10-3 M	BB	EQUIV CONDUCTNCE GRAPH	RALS EGGE	49008	G	3
2. E-2 M	NA CL	30	2.27 X10-1 D	CC	TURBIDITY PLT LITE SCATR	KUSH PARK	57006	T	L
			1.023X10-2 M					M	
4. E-2 M	NA CL	30	1.65 X10-1 D	CC	TURBIDITY PLT LITE SCATR	KUSH PARK	57006	T	L
			7.439X10-3 M					M	
5. E-2 M	NA CL	30	6.7 X10-3 M	BB	DENSITY	CART ANAC	60005	K	3
5. E-2 N	NA CL	30	6.0 X10-3 M	CB	FOTOMTR SOLUBLZTN OROT	KOLT STRI	49005	T	L
5. E-2 N	NA CL	30	6.0 X10-3 M	CB	FOTOMTR SOLUBLZTN AZBZ	KOLT STRI	49005	T	L
5. E-2 N	NA CL	30	6.2 X10-3 M	CB	FOTOMTR SOLUBLZTN PDMA	KOLT STRI	49005	T	L
6. E-2 M	NA CL	30	1.45 X10-1 D	CC	TURBIDITY PLT LITE SCATR	KUSH PARK	57006	T	L
			6.537X10-3 M					M	
8. E-2 M	NA CL	30	1.18 X10-1 D	CC	TURBIDITY PLT LITE SCATR	KUSH PARK	57006	T	L
			5.320X10-3 M					M	

Concentration units: A—mol %; B—vol % solvent; C—mol % surfactant mixture; D—wt/vol %; E—% saturation; H—wt % solvent; I—mol % surfactant; K—normality

counterions; M—molar; N—normal; P—wt %; Q—wt % surfactant; R—varied; S—mol/kg; T—wt % surfactant mixture; U—mol/(l or kg); W—molal; Y—atm. Details on page 222.

*Complete Table of Critical Micelle Concentration Values—Continued*

		Additives	Temp. °C	CMC	Qual. Mat. Meth.	Method	Authors	Reference	Source	Evaluation
1.0	E-1 M	NA CL	30	1.09 X10 <sup>-1</sup> D 4.914X10 <sup>-3</sup> M	CD	TURBIDITY PLT LITE SCATR	KUSH PARK	57006	T M	L
1.5	E-1 M	NA CL	30	1.01 X10 <sup>-1</sup> D 4.553X10 <sup>-3</sup> M	CD	TURBIDITY PLT LITE SCATR	KUSH PARK	57006	T M	L
2.0	E-1 M	NA CL	30	9.3 X10 <sup>-2</sup> D 4.19 X10 <sup>-3</sup> M	CE	TURBIDITY PLT LITE SCATR	KUSH PARK	57006	T M	L
2.5	E-1 M	NA CL	30	9.3 X10 <sup>-2</sup> D 4.19 X10 <sup>-3</sup> M	CE	TURBIDITY PLT LITE SCATR	KUSH PARK	57006	T M	L
3.0	E-1 M	NA CL	30	8.5 X10 <sup>-2</sup> D 3.83 X10 <sup>-3</sup> M	CE	TURBIDITY PLT LITE SCATR	KUSH PARK	57006	T M	L
5.	E-2 N	NA CL	50	6.5 X10 <sup>-3</sup> M	CB	FOTOMTR SOLUBLZTN PDMAB	KOLT STRI	49005	T	L
5.	E-2 N	NA CL	50	6.0 X10 <sup>-3</sup> M	CB	FOTOMTR SOLUBLZTN OROT	KOLT STRI	49005	T	L
1.	E-1 N	NA CL	50	3.6 X10 <sup>-3</sup> M	CB	FOTOMTR SOLUBLZTN PDMAB	KOLT STRI	49005	T	L
1.	E-1 N	NA CL	50	3.5 X10 <sup>-3</sup> M	CB	FOTOMTR SOLUBLZTN OROT	KOLT STRI	49005	T	L
2.	E-1 N	NA CL	50	2.6 X10 <sup>-3</sup> M	CC	FOTOMTR SOLUBLZTN PDMAB	KOLT STRI	49005	T	L
2.	E-2 N	NA HCO <sub>2</sub> FORMATE	30	9.1 X10 <sup>-3</sup> M	BC	EQUIV CONDUCTNCE GRAPH	RALS EGGE	49008	K	L
1.	E-3 N	NA NO <sub>3</sub>	30	1.37 X10 <sup>-2</sup> M	BB	EQUIV CONDUCTNCE GRAPH	RALS EGGE	49008	G	3
2.5	E-3 N	NA NO <sub>3</sub>	30	1.23 X10 <sup>-2</sup> M	BB	EQUIV CONDUCTNCE GRAPH	RALS EGGE	49008	G	3
5.	E-3 N	NA NO <sub>3</sub>	30	9.9 X10 <sup>-3</sup> M	BB	EQUIV CONDUCTNCE GRAPH	RALS EGGE	49008	G	3
1.	E-2 N	NA NO <sub>3</sub>	30	7.6 X10 <sup>-3</sup> M	BB	EQUIV CONDUCTNCE GRAPH	RALS EGGE	49008	G	3
2.	E-2 N	NA NO <sub>3</sub>	30	4.6 X10 <sup>-3</sup> M	BB	EQUIV CONDUCTNCE GRAPH	RALS EGGE	49008	G	3
2.5	E-3 N	NA SUCCINATE	30	6.1 X10 <sup>-3</sup> M	BC	EQUIV CONDUCTNCE GRAPH	RALS EGGE	49008	K	L
3.85	E-1 M	PROPANOL-1	25	1.09 X10 <sup>-2</sup> M	BG	VISUAL SPCTR CHNGE INPX	CORR HARK	50008	T	L
6.31	E-1 M	PROPANOL-1	25	8.99 X10 <sup>-3</sup> M	BG	VISUAL SPCTR CHNGE INPX	CORR HARK	50008	T	L
9.88	E-1 M	PROPANOL-1	25	7.03 X10 <sup>-3</sup> M	BG	VISUAL SPCTR CHNGE INPX	CORR HARK	50008	T	L
6.54	E-1 M	PROPANOL-2	25	9.53 X10 <sup>-3</sup> M	BG	VISUAL SPCTR CHNGE INPX	CORR HARK	50008	T	L
1.046E 0 M		PROPANOL-2	25	7.62 X10 <sup>-3</sup> M	BG	VISUAL SPCTR CHNGE INPX	CORR HARK	50008	T	L
8.00 E 0 H		PROPANOL-2	25	9.2 X10 <sup>-3</sup> M	BB	EQUIV CONDUCTNCE GRAPH	BROW GRIE	49014	T	3
1.619E 1 H		PROPANOL-2	25	1.04 X10 <sup>-2</sup> M	BB	EQUIV CONDUCTNCE GRAPH	BROW GRIE	49014	T	3
5.	E 2 Y	PRESSURE	25.0	1.39 X10 <sup>-2</sup> M	CB	SPECFC CONDUCTNCE GRAPH	OSUG SATO	65036	G	L
1.	E 3 Y	PRESSURE	25.0	1.41 X10 <sup>-2</sup> M	CB	SPECFC CONDUCTNCE GRAPH	OSUG SATO	65036	G	L
2.	E 3 Y	PRESSURE	25.0	1.42 X10 <sup>-2</sup> M	CB	SPECFC CONDUCTNCE GRAPH	OSUG SATO	65036	G	L
4.84	E-5 M	UNDECANOL-1	25	1.06 X10 <sup>-2</sup> M	BG	VISUAL SPCTR CHNGE INPX	CORR HARK	50008	T	L
6.39	E-5 M	UNDECANOL-1	25	9.43 X10 <sup>-3</sup> M	BG	VISUAL SPCTR CHNGE INPX	CORR HARK	50008	T	L
8.31	E-5 M	UNDECANOL-1	25	9.19 X10 <sup>-3</sup> M	BG	VISUAL SPCTR CHNGE INPX	CORR HARK	50008	T	L
1.01	E-4 M	UNDECANOL-1	25	7.47 X10 <sup>-3</sup> M	BG	VISUAL SPCTR CHNGE INPX	CORR HARK	50008	T	L
1.28	E-4 M	UNDECANOL-1	25	7.07 X10 <sup>-3</sup> M	BG	VISUAL SPCTR CHNGE INPX	CORR HARK	50008	T	L
5.66	E 0 H	TERTIARY BUTANOL	25	7.9 X10 <sup>-3</sup> M	BB	EQUIV CONDUCTNCE GRAPH	BROW GRIE	49014	T	3
7.88	E 0 H	TERTIARY BUTANOL	25	7.4 X10 <sup>-3</sup> M	BB	EQUIV CONDUCTNCE GRAPH	BROW GRIE	49014	T	3
6.39	E-3 M	TRIETHYL CARBINOL	25	1.18 X10 <sup>-2</sup> M	BG	VISUAL SPCTR CHNGE INPX	CORR HARK	50008	T	L
1.22	E-2 M	TRIETHYL CARBINOL	25	1.11 X10 <sup>-2</sup> M	BG	VISUAL SPCTR CHNGE INPX	CORR HARK	50008	T	L
2.22	E-2 M	TRIETHYL CARBINOL	25	1.01 X10 <sup>-2</sup> M	BG	VISUAL SPCTR CHNGE INPX	CORR HARK	50008	T	L
3.08	E-2 M	TRIETHYL CARBINOL	25	9.32 X10 <sup>-3</sup> M	BG	VISUAL SPCTR CHNGE INPX	CORR HARK	50008	T	L
3.72	E-2 M	TRIETHYL CARBINOL	25	8.44 X10 <sup>-3</sup> M	BG	VISUAL SPCTR CHNGE INPX	CORR HARK	50008	T	L
4.27	E-2 M	TRIETHYL CARBINOL	25	7.76 X10 <sup>-3</sup> M	BG	VISUAL SPCTR CHNGE INPX	CORR HARK	50008	T	L
4.80	E-2 M	TRIETHYL CARBINOL	25	7.27 X10 <sup>-3</sup> M	BG	VISUAL SPCTR CHNGE INPX	CORR HARK	50008	T	L
2.5	E-3 M	0039	30	2.5 X10 <sup>-3</sup> M	BE	EQUIV CONDUCTNCE GRAPH	RALS EGGE	48020	K	L
1.	E-1 K	CL- ION	UNK	3.50 X10 <sup>-3</sup> M	CB	SURFACE TENSION LOG PLOT	ROE BRAS	54013	T	L
	2.0 E 0	PH OF SOLUTION								
2.52	E-5 M	DECANOL-1	25	4.43 X10 <sup>-3</sup> M	BG	VISUAL SPCTR CHNGE INPX	CORR HARK	50008	T	L
	6.00 E-2 M	K CL								
4.53	E-5 M	DECANOL-1	25	3.98 X10 <sup>-3</sup> M	BG	VISUAL SPCTR CHNGE INPX	CORR HARK	50008	T	L
	6.00 E-2 M	K CL								
4.96	E-5 M	DECANOL-1	25	6.00 X10 <sup>-3</sup> M	BG	VISUAL SPCTR CHNGE INPX	CORR HARK	50008	T	L
	3.00 E-2 M	K CL								
5.52	E-5 M	DECANOL-1	25	6.73 X10 <sup>-3</sup> M	BG	VISUAL SPCTR CHNGE INPX	CORR HARK	50008	T	L
	1.50 E-2 M	K CL								
6.32	E-5 M	DECANOL-1	25	3.70 X10 <sup>-3</sup> M	BG	VISUAL SPCTR CHNGE INPX	CORR HARK	50008	T	L
	6.00 E-2 M	K CL								
6.81	E-5 M	DECANOL-1	25	8.63 X10 <sup>-3</sup> M	BG	VISUAL SPCTR CHNGE INPX	CORR HARK	50008	T	L
	7.5 E-3 M	K CL								
8.05	E-5 M	DECANOL-1	25	3.53 X10 <sup>-3</sup> M	BG	VISUAL SPCTR CHNGE INPX	CORR HARK	50008	T	L
	6.00 E-2 M	K CL								
8.23	E-5 M	DECANOL-1	25	4.98 X10 <sup>-3</sup> M	BG	VISUAL SPCTR CHNGE INPX	CORR HARK	50008	T	L
	3.00 E-2 M	K CL								
8.86	E-5 M	DECANOL-1	25	3.11 X10 <sup>-3</sup> M	BG	VISUAL SPCTR CHNGE INPX	CORR HARK	50008	T	L
	6.00 E-2 M	K CL								
9.42	E-5 M	DECANOL-1	25	5.74 X10 <sup>-3</sup> M	BG	VISUAL SPCTR CHNGE INPX	CORR HARK	50008	T	L
	1.50 E-2 M	K CL								
1.01	E-4 M	DECANOL-1	25	2.95 X10 <sup>-3</sup> M	BG	VISUAL SPCTR CHNGE INPX	CORR HARK	50008	T	L
	6.00 E-2 M	K CL								
1.03	E-4 M	DECANOL-1	25	4.14 X10 <sup>-3</sup> M	BG	VISUAL SPCTR CHNGE INPX	CORR HARK	50008	T	L
	3.00 E-2 M	K CL								
1.10	E-4 M	DECANOL-1	25	6.95 X10 <sup>-3</sup> M	BG	VISUAL SPCTR CHNGE INPX	CORR HARK	50008	T	L
	7.5 E-3 M	K CL								
1.26	E-4 M	DECANOL-1	25	3.82 X10 <sup>-3</sup> M	BG	VISUAL SPCTR CHNGE INPX	CORR HARK	50008	T	L
	3.00 E-2 M	K CL								

Concentration units: A—mol %; B—vol % solvent; C—mol % surfactant mixture; D—wt %/vol %; E—% saturation; H—wt % solvent; I—mol % surfactant; K—normality

counterions; M—molar; N—normal; P—wt %; Q—wt % surfactant; R—varied; S—mol/kg; T—wt % surfactant mixture; U—mol/(l or kg); W—molar; Y—atm. Details on page 222.



*Complete Table of Critical Micelle Concentration Values—Continued*

Additives			Temp. °C	CMC	Qual. Mat. Meth.	Method	Authors	Reference	Source	Evaluation
1.44	E-4 M	DECANOL-1	25	3.48 X10-3 M	BG	VISUAL SPCTR CHNGE INPX	CORR HARK	50008	T	L
	3.00 E-2 M	K CL								
1.51	E-4 M	DECANOL-1	25	4.61 X10-3 M	BG	VISUAL SPCTR CHNGE INPX	CORR HARK	50008	T	L
	1.50 E-2 M	K CL								
1.56	E-4 M	DECANOL-1	25	6.57 X10-3 M	BG	VISUAL SPCTR CHNGE INPX	CORR HARK	50008	T	L
	7.5 E-3 M	K CL								
1.63	E-4 M	DECANOL-1	25	3.21 X10-3 M	BG	VISUAL SPCTR CHNGE INPX	CORR HARK	50008	T	L
	3.00 E-2 M	K CL								
1.71	E-4 M	DECANOL-1	25	4.17 X10-3 M	BG	VISUAL SPCTR CHNGE INPX	CORR HARK	50008	T	L
	1.50 E-2 M	K CL								
1.86	E-4 M	DECANOL-1	25	3.79 X10-3 M	BG	VISUAL SPCTR CHNGE INPX	CORR HARK	50008	T	L
	1.50 E-2 M	K CL								
1.97	E-4 M	DECANOL-1	25	6.23 X10-3 M	BG	VISUAL SPCTR CHNGE INPX	CORR HARK	50008	T	L
	7.5 E-3 M	K CL								
2.18	E-4 M	DECANOL-1	25	5.53 X10-3 M	BG	VISUAL SPCTR CHNGE INPX	CORR HARK	50008	T	L
	7.5 E-3 M	K CL								
2.44	E-4 M	DECANOL-1	25	5.15 X10-3 M	BG	VISUAL SPCTR CHNGE INPX	CORR HARK	50008	T	L
	7.5 E-3 M	K CL								
3.46	E-3 M	HEXANOL-1	25	7.79 X10-3 M	BG	VISUAL SPCTR CHNGE INPX	CORR HARK	50008	T	L
	1.50 E-2 M	K CL								
4.03	E-3 M	HEXANOL-1	25	9.41 X10-3 M	BG	VISUAL SPCTR CHNGE INPX	CORR HARK	50008	T	L
	7.5 E-3 M	K CL								
4.78	E-3 M	HEXANOL-1	25	3.86 X10-3 M	BG	VISUAL SPCTR CHNGE INPX	CORR HARK	50008	T	L
	6.00 E-2 M	K CL								
4.88	E-3 M	HEXANOL-1	25	5.70 X10-3 M	BG	VISUAL SPCTR CHNGE INPX	CORR HARK	50008	T	L
	3.00 E-2 M	K CL								
7.54	E-3 M	HEXANOL-1	25	3.05 X10-3 M	BG	VISUAL SPCTR CHNGE INPX	CORR HARK	50008	T	L
	6.00 E-2 M	K CL								
7.88	E-3 M	HEXANOL-1	25	4.61 X10-3 M	BG	VISUAL SPCTR CHNGE INPX	CORR HARK	50008	T	L
	3.00 E-2 M	K CL								
8.20	E-3 M	HEXANOL-1	25	8.70 X10-3 M	BG	VISUAL SPCTR CHNGE INPX	CORR HARK	50008	T	L
	7.5 E-3 M	K CL								
9.79	E-3 M	HEXANOL-1	25	6.02 X10-3 M	BG	VISUAL SPCTR CHNGE INPX	CORR HARK	50008	T	L
	1.50 E-2 M	K CL								
9.96	E-3 M	HEXANOL-1	25	2.68 X10-3 M	BG	VISUAL SPCTR CHNGE INPX	CORR HARK	50008	T	L
	6.00 E-2 M	K CL								
1.10	E-2 M	HEXANOL-1	25	4.30 X10-3 M	BG	VISUAL SPCTR CHNGE INPX	CORR HARK	50008	T	L
	3.00 E-2 M	K CL								
1.17	E-2 M	HEXANOL-1	25	2.36 X10-3 M	BG	VISUAL SPCTR CHNGE INPX	CORR HARK	50008	T	L
	6.00 E-2 M	K CL								
1.20	E-2 M	HEXANOL-1	25	7.61 X10-3 M	BG	VISUAL SPCTR CHNGE INPX	CORR HARK	50008	T	L
	7.5 E-3 M	K CL								
1.29	E-2 M	HEXANOL-1	25	2.09 X10-3 M	BG	VISUAL SPCTR CHNGE INPX	CORR HARK	50008	T	L
	6.00 E-2 M	K CL								
1.36	E-2 M	HEXANOL-1	25	3.97 X10-3 M	BG	VISUAL SPCTR CHNGE INPX	CORR HARK	50008	T	L
	3.00 E-2 M	K CL								
1.37	E-2 M	HEXANOL-1	25	5.62 X10-3 M	BG	VISUAL SPCTR CHNGE INPX	CORR HARK	50008	T	L
	1.50 E-2 M	K CL								
1.41	E-2 M	HEXANOL-1	25	1.90 X10-3 M	BG	VISUAL SPCTR CHNGE INPX	CORR HARK	50008	T	L
	6.00 E-2 M	K CL								
1.44	E-2 M	HEXANOL-1	25	3.38 X10-3 M	BG	VISUAL SPCTR CHNGE INPX	CORR HARK	50008	T	L
	3.00 E-2 M	K CL								
1.60	E-2 M	HEXANOL-1	25	6.79 X10-3 M	BG	VISUAL SPCTR CHNGE INPX	CORR HARK	50008	T	L
	7.5 E-3 M	K CL								
1.65	E-2 M	HEXANOL-1	25	5.08 X10-3 M	BG	VISUAL SPCTR CHNGE INPX	CORR HARK	50008	T	L
	1.50 E-2 M	K CL								
1.69	E-2 M	HEXANOL-1	25	3.29 X10-3 M	BG	VISUAL SPCTR CHNGE INPX	CORR HARK	50008	T	L
	3.00 E-2 M	K CL								
1.91	E-2 M	HEXANOL-1	25	4.71 X10-3 M	BG	VISUAL SPCTR CHNGE INPX	CORR HARK	50008	T	L
	1.50 E-2 M	K CL								
1.93	E-2 M	HEXANOL-1	25	6.13 X10-3 M	BG	VISUAL SPCTR CHNGE INPX	CORR HARK	50008	T	L
	7.5 E-3 M	K CL								
2.23	E-2 M	HEXANOL-1	25	5.69 X10-3 M	BG	VISUAL SPCTR CHNGE INPX	CORR HARK	50008	T	L
	7.5 E-3 M	K CL								
2.54	E-2 M	HEXANOL-1	25	5.39 X10-3 M	BG	VISUAL SPCTR CHNGE INPX	CORR HARK	50008	T	L
	7.5 E-3 M	K CL								
2.564E	1 H	METHANOL	25	1.69 X10-2 M	BG	EQUIV CONDUCTNCE GRAPH	BROW GRIE	49014	T	L
	4.4 E 0 I	LAURYL ALCOHOL								
2.564E	1 H	METHANOL	25	1.08 X10-2 M	BG	EQUIV CONDUCTNCE GRAPH	BROW GRIE	49014	T	L
	1.11 E 1 I	LAURYL ALCOHOL								
2.564E	1 H	METHANOL	25	8.3 X10-3 M	BG	EQUIV CONDUCTNCE GRAPH	BROW GRIE	49014	T	L
	2.61 E 1 I	LAURYL ALCOHOL								
2.564E	1 H	METHANOL	25	6.9 X10-3 M	BG	EQUIV CONDUCTNCE GRAPH	BROW GRIE	49014	T	L
	6.51 E 1 I	LAURYL ALCOHOL								
2.5	E 1 B	METHANOL	30	1.82 X10-2 M	BC	EQUIV CONDUCTNCE GRAPH	RALS EGGE	49008	K	L
	2. E-2 N	NA CL								

Concentration units: A—mol %; B—vol % solvent; C—mol % surfactant mixture; D—wt/vol %; E—% saturation; H—wt % solvent; I—mol % surfactant; K—normality

counterions; M—molar; N—normal; P—wt %; Q—wt % surfactant; R—varied; S—mol/kg; T—wt % surfactant mixture; U—mol/(l or kg); W—molal; Y—atm. Details on page 222.

# Complete Table of Critical Micelle Concentration Values—Continued

Additives			Temp. °C	CMC	Qual. Mat. Meth.	Method	Authors	Reference	Source	Evaluation
COMPOUND NO = 39 MOL WGT -			249.9	TETRADECYL		AMMONIUM CHLORIDE				
			25.0	2.8	X10-3 M	CC	SPECFC CONDUCTNCE GRAPH	HOYE GREE	57004	T L
			30	3.7	X10-3 M	BC	EQUIV CONDUCTNCE GRAPH	RALS EGGE	48020	K L
			40	3.1	X10-3 M	CC	REFRACTIVE INDEX	KLEV	48005	T L
			40	3.1	X10-3 M	XC	REFRACTIVE INDEX	KLEV	53010	T L
			60	4.5	X10-3 M	CC	EQUIV CONDUCTNCE GRAPH	RALS HOER	42002	P L
							SEE CMPD NMBR IN ADDITV	RALS EGGE	48020	X
0038										
6 ENTRIES FOR COMPOUND										
COMPOUND NO = 40 MOL WGT -			288.4	POTASSIUM DODECYL 1 SULFONATE						
			25	9.00	X10-3 M	CA	SPECFC CONDUCTNCE GRAPH	LIN	55008	T L
			25	9.0	X10-3 M	CC	REFRACTIVE INDEX	LIN	57005	T L
			30	9.10	X10-3 M	CA	SPECFC CONDUCTNCE GRAPH	LIN	55008	T L
			35	9.20	X10-3 M	CA	SPECFC CONDUCTNCE GRAPH	LIN	55008	T L
			40	9.30	X10-3 M	CA	SPECFC CONDUCTNCE GRAPH	LIN	55008	T L
			40	1.1	X10-2 M	BC	SURFACE TENSION LOG PLOT	V VO	61026	TL L
			45	9.50	X10-3 M	CA	SPECFC CONDUCTNCE GRAPH	LIN	55008	T L
			50	9.75	X10-3 M	CA	SPECFC CONDUCTNCE GRAPH	LIN	55008	T L
			55	1.000X10-2 M	CA	SPECFC CONDUCTNCE GRAPH	LIN	55008	T L	
			60	1.040X10-2 M	CA	SPECFC CONDUCTNCE GRAPH	LIN	55008	T L	
5.	E-2 D	BENZENE	25	8.65	X10-3 M	CA	SPECFC CONDUCTNCE GRAPH	LIN	55008	T L
1.0	E-1 D	BENZENE	25	8.25	X10-3 M	CA	SPECFC CONDUCTNCE GRAPH	LIN	55008	T L
1.5	E-1 D	BENZENE	25	7.60	X10-3 M	CA	SPECFC CONDUCTNCE GRAPH	LIN	55008	T L
5.	E-2 D	BENZENE	30	8.80	X10-3 M	CA	SPECFC CONDUCTNCE GRAPH	LIN	55008	T L
1.0	E-1 D	BENZENE	30	8.45	X10-3 M	CA	SPECFC CONDUCTNCE GRAPH	LIN	55008	T L
1.5	E-1 D	BENZENE	30	7.95	X10-3 M	CA	SPECFC CONDUCTNCE GRAPH	LIN	55008	T L
5.	E-2 D	BENZENE	35	9.00	X10-3 M	CA	SPECFC CONDUCTNCE GRAPH	LIN	55008	T L
1.0	E-1 D	BENZENE	35	8.75	X10-3 M	CA	SPECFC CONDUCTNCE GRAPH	LIN	55008	T L
1.5	E-1 D	BENZENE	35	8.35	X10-3 M	CA	SPECFC CONDUCTNCE GRAPH	LIN	55008	T L
5.	E-2 D	BENZENE	40	9.10	X10-3 M	CA	SPECFC CONDUCTNCE GRAPH	LIN	55008	T L
1.0	E-1 D	BENZENE	40	8.90	X10-3 M	CA	SPECFC CONDUCTNCE GRAPH	LIN	55008	T L
1.5	E-1 D	BENZENE	40	8.65	X10-3 M	CA	SPECFC CONDUCTNCE GRAPH	LIN	55008	T L
2.	E-2 K	K NO3	20	4.47	X10-3 M	BB	SURFACE TENSION LOG PLOT	V VO	61026	TL L
4.	E-2 K	K NO3	20	3.55	X10-3 M	BB	SURFACE TENSION LOG PLOT	V VO	61026	TL L
24 ENTRIES FOR COMPOUND										
COMPOUND NO = 41 MOL WGT -			263.9	DODECYL		TRIMETHYL AMMONIUM CHLORIDE				
			23	5.70	X10-1 D	CC	TURBIDITY PLT LITE SCATR	KUSH PARK	57006	T L
				2.159X10-2 M						M
			25	1.72	X10-2 M	BB	UNSPECIFIED CONDUCTANCE	HOYE MARM	61002	T L
			25	2.0	X10-2 M	BC	SURFACE TENSION LOG PLOT	WEIN ZOGR	65026	T L
			25.0	2.03	X10-2 M	CB	SPECFC CONDUCTNCE GRAPH	OSUG SATO	65036	G 3
			30	2.28	X10-2 M	BC	EQUIV CONDUCTNCE GRAPH	RALS BROO	49013	T L
			30	1.6	X10-2 M	XG	VISUAL SPCTR CHNGE	KLEV	53010	T L
			UNK	2.28	X10-2 M	BC	UNSPECIFIED CONDUCTANCE	CELL EGGE	52001	T L
1.	E-1 M	K CL	25	7.5	X10-3 M	BC	SURFACE TENSION LOG PLOT	WEIN ZOGR	65026	T L
2.	E-2 M	NA CL	23	4.20	X10-1 D	CC	TURBIDITY PLT LITE SCATR	KUSH PARK	57006	T L
				1.591X10-2 M						M
4.	E-2 M	NA CL	23	3.10	X10-1 D	CC	TURBIDITY PLT LITE SCATR	KUSH PARK	57006	T L
				1.174X10-2 M						M
1.0	E-1 M	NA CL	23	1.90	X10-1 D	CC	TURBIDITY PLT LITE SCATR	KUSH PARK	57006	T L
				7.199X10-3 M						M
5.	E 2 Y	PRESSURE	25.0	2.09	X10-2 M	CB	SPECFC CONDUCTNCE GRAPH	OSUG SATO	65036	G 3
1.	E 3 Y	PRESSURE	25.0	2.11	X10-2 M	CB	SPECFC CONDUCTNCE GRAPH	OSUG SATO	65036	G 3
1.5	E 3 Y	PRESSURE	25.0	2.04	X10-2 M	CB	SPECFC CONDUCTNCE GRAPH	OSUG SATO	65036	G 3
2.	E 3 Y	PRESSURE	25.0	1.98	X10-2 M	CB	SPECFC CONDUCTNCE GRAPH	OSUG SATO	65036	G 3
3.	E 3 Y	PRESSURE	25.0	1.87	X10-2 M	CB	SPECFC CONDUCTNCE GRAPH	OSUG SATO	65036	G 3
4.	E 3 Y	PRESSURE	25.0	1.83	X10-2 M	CB	SPECFC CONDUCTNCE GRAPH	OSUG SATO	65036	G 3
5.	E 3 Y	PRESSURE	25.0	1.81	X10-2 M	CB	SPECFC CONDUCTNCE GRAPH	OSUG SATO	65036	G 3
2.59	E 1 C	0042	25	1.14	X10-2 M	BB	UNSPEC SOLUBLZTN SDN 4	HOYE MARM	61002	T L
5.00	E 1 C	0042	25	7.47	X10-3 M	BB	UNSPEC SOLUBLZTN SDN 4	HOYE MARM	61002	T L
7.59	E 1 C	0042	25	5.01	X10-3 M	BB	UNSPEC SOLUBLZTN SDN 4	HOYE MARM	61002	T L
4.96	E-1 W	NA CL	31.5	3.8	X10-3 M	BC	DEBYE PLT LIGHT SCATTER	ANAC GHOS	63016	T L
3.8	E-3 M	NA BR								
22 ENTRIES FOR COMPOUND										
COMPOUND NO = 42 MOL WGT -			292.0	TETRADECYL		TRIMETHYL AMMONIUM CHLORIDE				
			23	1.20	X10-1 D	CC	TURBIDITY PLT LITE SCATR	KUSH PARK	57006	T L
				4.109X10-3 M						M
			25	3.0	X10-3 M	HE	EQUIV CONDUCTNCE GRAPH	BRAD MCBA	48009	T L
			25	4.47	X10-3 M	BB	UNSPECIFIED CONDUCTANCE	HOYE MARM	61002	T 3
			40	3.6	X10-3 M	XG	VISUAL SPCTR CHNGE	KLEV	53010	T L

Concentration units: A—mol %; B—vol % solvent; C—mol % surfactant mixture; D—wt/vol %; E—% saturation; H—wt % solvent; I—mol % surfactant; K—normality

counterions; M—molar; N—normal; P—wt %; Q—wt % surfactant; R—varied; S—mol/kg; T—wt % surfactant mixture; U—mol/(l or kg); W—molar; Y—atm. Details on page 222.



# Complete Table of Critical Micelle Concentration Values—Continued

Additives			Temp. °C	CMC		Qual. Mat. Meth.	Method	Authors	Reference	Source	Evaluation
2.	E-2 M	NA CL	40	4.0	X10-3 M	XC	REFRACTIVE INDEX	KLEV	53010	T	L
			UNK	5.3	X10-3 M	CC	UNSPECIFIED CONDUCTANCE	CELL EGGE	52001	T	L
			23	7.0	X10-2 D	CC	TURBIDITY PLT LITE SCATR	KUSH PARK	57006	T	L
				2.39	X10-3 M					M	
4.	E-2 M	NA CL	23	4.0	X10-2 D	CC	TURBIDITY PLT LITE SCATR	KUSH PARK	57006	T	L
				1.36	X10-3 M					M	
				3.0	X10-2 D	CC	TURBIDITY PLT LITE SCATR	KUSH PARK	57006	T	L
1.0	E-1 M	NA CL	23	1.02	X10-3 M					M	
							SEE CMPD NMBR IN ADDITV	HOYE MARM	61002		X
0041											
10 ENTRIES FOR COMPOUND											
COMPOUND NO = 43			MOL WGT - 88.1		BUTYRIC ACID						
			0	1.50	X10 1 P	AB	PARTIAL VOLUME	GRIN BURY	29001	T	L
				1.702	X10 0 S					M	
			0	1.1	X10 0 W	AE	FREEZING POINT	JONE BURY	27002	T	L
			0	1.5	X10 0 W	AE	FREEZING POINT	JONE BURY	27002	P	L
			0	1.82	X10 0 M	AD	UNSPEC SOLUBLZTN PDMAB	MOUL BENS	59007	T	L
			12	1.37	X10 1 P	AB	PARTIAL VOLUME	GRIN BURY	29001	T	L
				1.555	X10 0 S					M	
			18	1.30	X10 1 P	AB	PARTIAL VOLUME	GRIN BURY	29001	T	L
				1.475	X10 0 S					M	
			25	1.23	X10 1 P	AB	PARTIAL VOLUME	GRIN BURY	29001	T	L
				1.396	X10 0 S					M	
			25	1.75	X10 0 M	AD	UNSPEC SOLUBLZTN PDMAB	MOUL BENS	59007	T	L
			35	1.20	X10 1 P	AB	PARTIAL VOLUME	GRIN BURY	29001	T	L
				1.362	X10 0 S					M	
			40	1.58	X10 0 M	AD	UNSPEC SOLUBLZTN PDMAB	MOUL BENS	59007	T	L
			60	1.62	X10 0 M	AD	UNSPEC SOLUBLZTN PDMAB	MOUL BENS	59007	T	L
UNK	1.2	X10 0 M	XG	METHOD NOT CITED	KLEV RAIS	54004	T	L			
12 ENTRIES FOR COMPOUND											
COMPOUND NO = 44			MOL WGT - 182.3		POTASSIUM OCTANOATE						
2.2	E-1 P	BENZENE					GRAPH DATA NOT RETRIEVED	KLEV	46007		R
			25	4.7	X10-1 M	BC	PARTIAL VOLUME	DAVI BURY	30001	T	L
			25	3.9	X10-1 M	DC	REFRACTIVE INDEX	KLEV	48005	T	L
			25	3.95	X10-1 M	CG	VISUAL SPCTR CHNGE PNCN	KLEV	50003	T	L
			25	4.00	X10-1 M	DG	VISUAL SPCTR CHNGE PNCN	HERZ	52017	T	L
			25	3.9	X10-1 M	BG	UNSPEC SPCTR CHNG PNCN	KLEV	58011	T	L
			45	4.5	X10-1 M	DC	REFRACTIVE INDEX	KLEV	48005	T	L
			UNK	3.9	X10-1 M	XG	METHOD NOT CITED	KLEV RAIS	54004	T	L
			25	3.84	X10-1 M	CG	VISUAL SPCTR CHNGE PNCN	KLEV	50003	T	L
			25	3.76	X10-1 M	DG	VISUAL SPCTR CHNGE PNCN	HERZ	52017	T	L
			25	3.09	X10-1 M	DG	VISUAL SPCTR CHNGE PNCN	HERZ	52017	T	L
			25	2.65	X10-1 M	DG	VISUAL SPCTR CHNGE PNCN	HERZ	52017	T	L
			25	2.16	X10-1 M	DG	VISUAL SPCTR CHNGE PNCN	HERZ	52017	T	L
			25	1.75	X10-1 M	DG	VISUAL SPCTR CHNGE PNCN	HERZ	52017	T	L
			25	1.52	X10-1 M	DG	VISUAL SPCTR CHNGE PNCN	HERZ	52017	T	L
			25	1.11	X10-1 M	DG	VISUAL SPCTR CHNGE PNCN	HERZ	52017	T	L
			25	9.1	X10-2 M	DG	VISUAL SPCTR CHNGE PNCN	HERZ	52017	T	L
			25	8.5	X10-2 M	DG	VISUAL SPCTR CHNGE PNCN	HERZ	52017	T	L
			25	8.0	X10-2 M	DG	VISUAL SPCTR CHNGE PNCN	HERZ	52017	T	L
			10	4.00	X10-1 M	BG	VISUAL SPCTR CHNGE PNCN	SHIN	55004	S	L
			15	3.72	X10-1 W	BA	SPECFC CONDCTNCE EQUATNS	WHIT BENS	59012	E	3
			20	3.55	X10-1 W	BA	SPECFC CONDCTNCE EQUATNS	WHIT BENS	59012	E	3
			20	4.3	X10-1 W	BB	VAPR PRESURE LOWERING	WHIT BENS	59008	T	L
			25	3.45	X10-1 W	BA	SPECFC CONDCTNCE EQUATNS	WHIT BENS	59012	E	3
			25	4.25	X10-1 W	BA	SPECIFIC HEAT	WHIT BENS	60002	T	L
			25	3.8	X10-1 M	BG	VISUAL SPCTR CHNGE PNCN	SHIN	54005	G	L
			30	3.30	X10-1 W	BA	SPECFC CONDCTNCE EQUATNS	WHIT BENS	59012	E	3
			30	4.2	X10-1 W	BB	VAPR PRESURE LOWERING	WHIT BENS	59008	T	L
			35	3.13	X10-1 W	BA	SPECFC CONDCTNCE EQUATNS	WHIT BENS	59012	E	3
			35	3.92	X10-1 W	BA	SPECIFIC HEAT	WHIT BENS	60002	T	L
			40	3.05	X10-1 W	BA	SPECFC CONDCTNCE EQUATNS	WHIT BENS	59012	E	3
			45	3.10	X10-1 W	BA	SPECFC CONDCTNCE EQUATNS	WHIT BENS	59012	E	3
			45	3.93	X10-1 W	BA	SPECIFIC HEAT	WHIT BENS	60002	T	L
			50	3.18	X10-1 W	BA	SPECFC CONDCTNCE EQUATNS	WHIT BENS	59012	E	3
			55	3.31	X10-1 W	BA	SPECFC CONDCTNCE EQUATNS	WHIT BENS	59012	E	3
			55	4.42	X10-1 W	BA	SPECIFIC HEAT	WHIT BENS	60002	T	L
25	3.40	X10-1 M	DG	VISUAL SPCTR CHNGE PNCN	HERZ	52015	T	L			
25	3.88	X10-1 M	DG	VISUAL SPCTR CHNGE PNCN	HERZ	52015	T	L			
25	4.01	X10-1 M	DG	VISUAL SPCTR CHNGE PNCN	HERZ	52015	T	L			
25	4.02	X10-1 M	DG	VISUAL SPCTR CHNGE PNCN	HERZ	52015	T	L			
25				SEE CMPD NMBR IN ADDITV	SHIN	54005					

# Complete Table of Critical Micelle Concentration Values—Continued

Additives			Temp. °C	CMC	Qual. Mat. Meth.	Method	Authors	Reference	Source	Evaluation
0.64	E-2 M	BUTANOL-1	10	3.80 X10-1 M	BG	VISUAL SPCTR CHNGE PNCN	SHIN	55004	T	L
	2. E O I	K OH								
1.20	E-1 M	BUTANOL-1	10	3.55 X10-1 M	BG	VISUAL SPCTR CHNGE PNCN	SHIN	55004	T	L
	2. E O I	K OH								
2.17	E-1 M	BUTANOL-1	10	3.22 X10-1 M	BG	VISUAL SPCTR CHNGE PNCN	SHIN	55004	T	L
	2. E O I	K OH								
3.21	E-1 M	BUTANOL-1	10	2.73 X10-1 M	BG	VISUAL SPCTR CHNGE PNCN	SHIN	55004	T	L
	2. E O I	K OH								
4.64	E-1 M	BUTANOL-1	10	2.29 X10-1 M	BG	VISUAL SPCTR CHNGE PNCN	SHIN	55004	T	L
	2. E O I	K OH								
1.10	E-4 M	DECANOL-1	10	3.91 X10-1 M	BG	VISUAL SPCTR CHNGE PNCN	SHIN	55004	T	L
	2. E O I	K OH								
2.13	E-4 M	DECANOL-1	10	3.76 X10-1 M	BG	VISUAL SPCTR CHNGE PNCN	SHIN	55004	T	L
	2. E O I	K OH								
6.4	E-1 M	ETHANOL	10	3.59 X10-1 M	BG	VISUAL SPCTR CHNGE PNCN	SHIN	55004	T	L
	2. E O I	K OH								
1.16	E O M	ETHANOL	10	3.32 X10-1 M	BG	VISUAL SPCTR CHNGE PNCN	SHIN	55004	T	L
	2. E O I	K OH								
1.82	E O M	ETHANOL	10	2.93 X10-1 M	BG	VISUAL SPCTR CHNGE PNCN	SHIN	55004	T	L
	2. E O I	K OH								
2.50	E O M	ETHANOL	10	2.57 X10-1 M	BG	VISUAL SPCTR CHNGE PNCN	SHIN	55004	T	L
	2. E O I	K OH								
3.11	E O M	ETHANOL	10	2.20 X10-1 M	BG	VISUAL SPCTR CHNGE PNCN	SHIN	55004	T	L
	2. E O I	K OH								
7.0	E-3 M	HEXANOL-1	10	3.79 X10-1 M	BG	VISUAL SPCTR CHNGE PNCN	SHIN	55004	T	L
	2. E O I	K OH								
1.32	E-2 M	HEXANOL-1	10	3.55 X10-1 M	BG	VISUAL SPCTR CHNGE PNCN	SHIN	55004	T	L
	2. E O I	K OH								
2.03	E-2 M	HEXANOL-1	10	3.27 X10-1 M	BG	VISUAL SPCTR CHNGE PNCN	SHIN	55004	T	L
	2. E O I	K OH								
2.94	E-2 M	HEXANOL-1	10	2.97 X10-1 M	BG	VISUAL SPCTR CHNGE PNCN	SHIN	55004	T	L
	2. E O I	K OH								
3.90	E-2 M	HEXANOL-1	10	2.63 X10-1 M	BG	VISUAL SPCTR CHNGE PNCN	SHIN	55004	T	L
	2. E O I	K OH								
2.08	E-3 M	HEPTANOL-1	10	3.83 X10-1 M	BG	VISUAL SPCTR CHNGE PNCN	SHIN	55004	T	L
	2. E O I	K OH								
3.95	E-3 M	HEPTANOL-1	10	3.65 X10-1 M	BG	VISUAL SPCTR CHNGE PNCN	SHIN	55004	T	L
	2. E O I	K OH								
7.42	E-3 M	HEPTANOL-1	10	3.41 X10-1 M	BG	VISUAL SPCTR CHNGE PNCN	SHIN	55004	T	L
	2. E O I	K OH								
1.43	E-2 M	HEPTANOL-1	10	3.28 X10-1 M	BG	VISUAL SPCTR CHNGE PNCN	SHIN	55004	T	L
	2. E O I	K OH								
7.1	E-4 M	OCTANOL-1	10	3.84 X10-1 M	BG	VISUAL SPCTR CHNGE PNCN	SHIN	55004	T	L
	2. E O I	K OH								
1.36	E-3 M	OCTANOL-1	10	3.71 X10-1 M	BG	VISUAL SPCTR CHNGE PNCN	SHIN	55004	T	L
	2. E O I	K OH								
1.73	E-3 M	OCTANOL-1	10	3.54 X10-1 M	BG	VISUAL SPCTR CHNGE PNCN	SHIN	55004	T	L
	2. E O I	K OH								
2.54	E-3 M	OCTANOL-1	10	3.47 X10-1 M	BG	VISUAL SPCTR CHNGE PNCN	SHIN	55004	T	L
	2. E O I	K OH								
1.28	E-1 M	PROPANOL-1	10	3.73 X10-1 M	BG	VISUAL SPCTR CHNGE PNCN	SHIN	55004	T	L
	2. E O I	K OH								
2.43	E-1 M	PROPANOL-1	10	3.53 X10-1 M	BG	VISUAL SPCTR CHNGE PNCN	SHIN	55004	T	L
	2. E O I	K OH								
4.37	E-1 M	PROPANOL-1	10	3.18 X10-1 M	BG	VISUAL SPCTR CHNGE PNCN	SHIN	55004	T	L
	2. E O I	K OH								
7.05	E-1 M	PROPANOL-1	10	2.92 X10-1 M	BG	VISUAL SPCTR CHNGE PNCN	SHIN	55004	T	L
	2. E O I	K OH								
9.42	E-1 M	PROPANOL-1	10	2.48 X10-1 M	BG	VISUAL SPCTR CHNGE PNCN	SHIN	55004	T	L
	2. E O I	K OH								
1.27	E O M	PROPANOL-1	10	2.21 X10-1 M	BG	VISUAL SPCTR CHNGE PNCN	SHIN	55004	T	L
	2. E O I	K OH								
1.63	E-4 M	NONANOL-1	10	3.88 X10-1 M	BG	VISUAL SPCTR CHNGE PNCN	SHIN	55004	T	L
	2. E O I	K OH								
3.18	E-4 M	NONANOL-1	10	3.80 X10-1 M	BG	VISUAL SPCTR CHNGE PNCN	SHIN	55004	T	L
	2. E O I	K OH								
4.65	E-4 M	NONANOL-1	10	3.69 X10-1 M	BG	VISUAL SPCTR CHNGE PNCN	SHIN	55004	T	L
	2. E O I	K OH								
6.36	E-4 M	NONANOL-1	10	3.63 X10-1 M	BG	VISUAL SPCTR CHNGE PNCN	SHIN	55004	T	L
	2. E O I	K OH								
3.1	E O C	0090	25	3.4 X10-1 M	BG	VISUAL SPCTR CHNGE PNCN	SHIN	54005	G	L
	2. E O I	K OH								
5.6	E O C	0090	25	3.1 X10-1 M	BG	VISUAL SPCTR CHNGE PNCN	SHIN	54005	G	L
	2. E O I	K OH								
9.4	E O C	0090	25	2.8 X10-1 M	BG	VISUAL SPCTR CHNGE PNCN	SHIN	54005	G	L
	2. E O I	K OH								

Concentration units: A—mol %; B—vol % solvent; C—mol % surfactant mixture; D—wt/vol %; E—% saturation; H—wt % solvent; I—mol % surfactant; K—normality

counterions; M—molar; N—normal; P—wt %; Q—wt % surfactant; R—varied; S—mol/kg; T—wt % surfactant mixture; U—mol/(l or kg); W—molal; Y—atm. Details on page 222.



*Complete Table of Critical Micelle Concentration Values—Continued*

	Additives	Temp. °C	CMC	Qual. Mat. Meth.	Method	Authors	Reference	Source Evaluation
1.36	E 1 C 0090	25	2.5 X10 <sup>-1</sup> M	BG	VISUAL SPCTR CHNGE PNCN	SHIN	54005	G L
	2. E O I K OH							
2.19	E 1 C 0090	25	2.1 X10 <sup>-1</sup> M	BG	VISUAL SPCTR CHNGE PNCN	SHIN	54003	L L
	2. E O I K OH							
2.51	E 1 C 0090	25	2.0 X10 <sup>-1</sup> M	BG	VISUAL SPCTR CHNGE PNCN	SHIN	54005	G L
	2. E O I K OH							
3.32	E 1 C 0090	25	1.8 X10 <sup>-1</sup> M	BG	VISUAL SPCTR CHNGE PNCN	SHIN	54005	G L
	2. E O I K OH							
4.30	E 1 C 0090	25	1.5 X10 <sup>-1</sup> M	BG	VISUAL SPCTR CHNGE PNCN	SHIN	54005	G L
	2. E O I K OH							
5.91	E 1 C 0090	25	1.3 X10 <sup>-1</sup> M	BG	VISUAL SPCTR CHNGE PNCN	SHIN	54005	G L
	2. E O I K OH							
7.58	E 1 C 0090	25	1.1 X10 <sup>-1</sup> M	BG	VISUAL SPCTR CHNGE PNCN	SHIN	54005	G L
	2. E O I K OH							
1.0	E O C 0091	25	2.8 X10 <sup>-1</sup> M	BG	VISUAL SPCTR CHNGE PNCN	SHIN	54005	G L
	2. E O I K OH							
2.3	E O C 0091	25	2.0 X10 <sup>-1</sup> M	BG	VISUAL SPCTR CHNGE PNCN	SHIN	54005	G L
	2. E O I K OH							
4.4	E O C 0091	25	1.4 X10 <sup>-1</sup> M	BG	VISUAL SPCTR CHNGE PNCN	SHIN	54005	G L
	2. E O I K OH							
7.7	E O C 0091	25	1.1 X10 <sup>-1</sup> M	BG	VISUAL SPCTR CHNGE PNCN	SHIN	54005	G L
	2. E O I K OH							
1.21	E 1 C 0091	25	8.7 X10 <sup>-2</sup> M	BG	VISUAL SPCTR CHNGE PNCN	SHIN	54005	G L
	2. E O I K OH							
2.00	E 1 C 0091	25	6.0 X10 <sup>-2</sup> M	BG	VISUAL SPCTR CHNGE PNCN	SHIN	54005	G L
	2. E O I K OH							
3.74	E 1 C 0091	25	4.2 X10 <sup>-2</sup> M	BG	VISUAL SPCTR CHNGE PNCN	SHIN	54005	G L
	2. E O I K OH							
5.62	E 1 C 0091	25	3.3 X10 <sup>-2</sup> M	BG	VISUAL SPCTR CHNGE PNCN	SHIN	54005	G L
	2. E O I K OH							
	E O 0092	25			GRAPH DATA NOT RETRIEVED	SHIN	54005	R
	2. E O I K OH							
1.2	E O C 0092	25	7.3 X10 <sup>-2</sup> M	BG	VISUAL SPCTR CHNGE PNCN	SHIN	54005	G L
	2. E O I K OH							
1.9	E O C 0092	25	5.5 X10 <sup>-2</sup> M	BG	VISUAL SPCTR CHNGE PNCN	SHIN	54005	G L
	2. E O I K OH							
3.6	E O C 0092	25	4.2 X10 <sup>-2</sup> M	BG	VISUAL SPCTR CHNGE PNCN	SHIN	54005	G L
	2. E O I K OH							
4.6	E O C 0092	25	3.1 X10 <sup>-2</sup> M	BG	VISUAL SPCTR CHNGE PNCN	SHIN	54005	G L
	2. E O I K OH							
1.67	E 1 C 0092	25	2.1 X10 <sup>-2</sup> M	BG	VISUAL SPCTR CHNGE PNCN	SHIN	54005	G L
	2. E O I K OH							
3.61	E 1 C 0092	25	1.5 X10 <sup>-2</sup> M	BG	VISUAL SPCTR CHNGE PNCN	SHIN	54005	G L
	2. E O I K OH							
6.18	E 1 C 0092	25	1.1 X10 <sup>-2</sup> M	BG	VISUAL SPCTR CHNGE PNCN	SHIN	54005	G L
	2. E O I K OH							
	0296	25			SEE CMPD NMBR IN ADDITV	SHIN	54005	X
	2. E O I K OH							
2.3	E O C 0297	25	3.0 X10 <sup>-1</sup> M	BG	VISUAL SPCTR CHNGE PNCN	SHIN	54005	G L
	2. E O I K OH							
3.8	E O C 0297	25	2.5 X10 <sup>-1</sup> M	BG	VISUAL SPCTR CHNGE PNCN	SHIN	54005	G L
	2. E O I K OH							
6.1	E O C 0297	25	2.2 X10 <sup>-1</sup> M	BG	VISUAL SPCTR CHNGE PNCN	SHIN	54005	G L
	2. E O I K OH							
1.09	E 1 C 0297	25	1.7 X10 <sup>-1</sup> M	BG	VISUAL SPCTR CHNGE PNCN	SHIN	54005	G L
	2. E O I K OH							
1.73	E 1 C 0297	25	1.3 X10 <sup>-1</sup> M	BG	VISUAL SPCTR CHNGE PNCN	SHIN	54005	G L
	2. E O I K OH							
2.94	E 1 C 0297	25	9.6 X10 <sup>-2</sup> M	BG	VISUAL SPCTR CHNGE PNCN	SHIN	54005	G L
	2. E O I K OH							
5.01	E 1 C 0297	25	6.8 X10 <sup>-2</sup> M	BG	VISUAL SPCTR CHNGE PNCN	SHIN	54005	G L
	2. E O I K OH							
6.87	E 1 C 0297	25	5.6 X10 <sup>-2</sup> M	BG	VISUAL SPCTR CHNGE PNCN	SHIN	54005	G L
	2. E O I K OH							
2.68	E-2 M 3-METHYL BUTANOL-1	10	3.80 X10 <sup>-1</sup> M	BG	VISUAL SPCTR CHNGE PNCN	SHIN	55004	T L
	2. E O I K OH							
4.47	E-2 M 3-METHYL BUTANOL-1	10	3.53 X10 <sup>-1</sup> M	BG	VISUAL SPCTR CHNGE PNCN	SHIN	55004	T L
	2. E O I K OH							
9.04	E-2 M 3-METHYL BUTANOL-1	10	3.20 X10 <sup>-1</sup> M	BG	VISUAL SPCTR CHNGE PNCN	SHIN	55004	T L
	2. E O I K OH							
1.42	E-1 M 3-METHYL BUTANOL-1	10	2.88 X10 <sup>-1</sup> M	BG	VISUAL SPCTR CHNGE PNCN	SHIN	55004	T L
	2. E O I K OH							
1.92	E-1 M 3-METHYL BUTANOL-1	10	2.27 X10 <sup>-1</sup> M	BG	VISUAL SPCTR CHNGE PNCN	SHIN	55004	T L
	2. E O I K OH							
2.68	E-1 M 3-METHYL BUTANOL-1	10	2.00 X10 <sup>-1</sup> M	BG	VISUAL SPCTR CHNGE PNCN	SHIN	55004	T L
	2. E O I K OH							

Concentration units: A—mol %; B—vol % solvent; C—mol % surfactant mixture; D—wt/vol %; E—% saturation; H—wt % solvent; I—mol % surfactant; K—normality

counterions; M—molar; N—normal; P—wt %; Q—wt % surfactant; R—varied; S—mol/kg; T—wt % surfactant mixture; U—mol/(l or kg); W—molal; Y—atm. Details on page 222.

*Complete Table of Critical Micelle Concentration Values—Continued*

Additives			Temp. °C	CMC		Qual. Mat. Meth.	Method	Authors	Reference	Source	Evaluation
9.7	E O C	0090	25	3.7	X10-2 M	BG	VISUAL SPCTR CHNGE PNCN	SHIN	54003	L	L
	5.61 E 1 C	0091									
	2. E O I	K OH									
1.40	E 1 C	0090	25	4.7	X10-2 M	BG	VISUAL SPCTR CHNGE PNCN	SHIN	54003	L	L
	3.61 E 1 C	0091									
	2. E O I	K OH									
1.65	E 1 C	0090	25	5.8	X10-2 M	BG	VISUAL SPCTR CHNGE PNCN	SHIN	54003	L	L
	2.49 E 1 C	0091									
	2. E O I	K OH									
1.81	E 1 C	0090	25	6.9	X10-2 M	BG	VISUAL SPCTR CHNGE PNCN	SHIN	54003	L	L
	1.75 E 1 C	0091									
	2. E O I	K OH									
1.92	E 1 C	0090	25	8.2	X10-2 M	BG	VISUAL SPCTR CHNGE PNCN	SHIN	54003	L	L
	1.24 E 1 C	0091									
	2. E O I	K OH									
2.01	E 1 C	0090	25	9.7	X10-2 M	BG	VISUAL SPCTR CHNGE PNCN	SHIN	54003	L	L
	8.6 E O C	0091									
	2. E O I	K OH									
2.07	E 1 C	0090	25	1.2	X10-1 M	BG	VISUAL SPCTR CHNGE PNCN	SHIN	54003	L	L
	5.7 E O C	0091									
	2. E O I	K OH									
2.12	E 1 C	0090	25	1.4	X10-1 M	BG	VISUAL SPCTR CHNGE PNCN	SHIN	54003	L	L
	3.3 E O C	0091									
	2. E O I	K OH									
2.16	E 1 C	0090	25	1.7	X10-1 M	BG	VISUAL SPCTR CHNGE PNCN	SHIN	54003	L	L
	1.5 E O C	0091									
	2. E O I	K OH									
	0188		25				SEE CMPD NMBR IN ADDITV	SHIN	54003		X
127 ENTRIES FOR COMPOUND											
COMPOUND NO = 45 MOL WGT -			334.4	SODIUM P 1 METHYL DECYL BENZENE SULFONATE							
			19.0	2.45	X10-3 W	BC	KRAFFT POINT SOLUBILITY	GERs	57012	T	L
			35	2.53	X10-3 W	BA	SPECFC CONDUCTNCE GRAPH	GERs	57012	T	2
			40	1.90	X10-3 W	BC	SURFACE TENSION LOG PLOT	GERs	57012	T	L
3 ENTRIES FOR COMPOUND											
COMPOUND NO = 46 MOL WGT -			362.4	SODIUM P 1 METHYL DODECYL BENZENE SULFONATE							
			27.7	7.1	X10-4 W	CC	KRAFFT POINT SOLUBILITY	GERs	57012	T	L
			35	7.2	X10-4 W	CA	SPECFC CONDUCTNCE GRAPH	GERs	57012	T	3
			40	6.2	X10-4 W	CD	SURFACE TENSION MINIMUM	GERs	57012	T	L
3 ENTRIES FOR COMPOUND											
COMPOUND NO = 47 MOL WGT -			390.5	SODIUM P 1 METHYL TETRADECYL BENZENE SULFONATE							
			32.6	5.0	X10-4 W	BC	KRAFFT POINT SOLUBILITY	GERs	57012	T	L
			40	2.2	X10-4 W	BC	SURFACE TENSION LOG PLOT	GERs	57012	T	L
			40	3.1	X10-4 W	BB	SPECFC CONDUCTNCE GRAPH	GERs	57012	T	3
3 ENTRIES FOR COMPOUND											
COMPOUND NO = 48 MOL WGT -			418.6	SODIUM P 1 METHYL HEXADECYL BENZENE SULFONATE							
			45.5	1.4	X10-4 W	CD	KRAFFT POINT SOLUBILITY	GERs	57012	T	L
			50	1.3	X10-4 W	CC	SPECFC CONDUCTNCE GRAPH	GERs	57012	T	L
			50	1.4	X10-4 W	CD	SURFACE TENSION MINIMUM	GERs	57012	T	L
3 ENTRIES FOR COMPOUND											
COMPOUND NO = 49 MOL WGT -			292.3	SODIUM P OCTYL BENZENE SULFONATE							
			25	1.11	X10-2 W	CD	SURFACE TENSION MINIMUM	GERs	57012	T	L
			25	1.1	X10-2 M	CE	EQUIV COND 1ST DEVIATION	LING TART	43001	T	L
			25	1.23	X10-2 W	CB	EQUIV CONDUCTNCE GRAPH	LING TART	43001	P	L
			35	1.47	X10-2 W	CA	SPECFC CONDUCTNCE GRAPH	GERs	57012	T	3
			40	1.2	X10-2 M	CE	EQUIV COND 1ST DEVIATION	LING TART	43001	T	L
			40	1.32	X10-2 W	CB	EQUIV CONDUCTNCE GRAPH	LING TART	43001	P	L
			60	1.63	X10-2 W	CB	EQUIV CONDUCTNCE GRAPH	LING TART	43001	P	L
			60	1.5	X10-2 M	CE	EQUIV COND 1ST DEVIATION	LING TART	43001	T	L
			UNK	1.12	X10-2 M	CG	METHOD NOT CITED	KLEV CARR	56001	T	L
9 ENTRIES FOR COMPOUND											
COMPOUND NO = 50 MOL WGT -			320.4	SODIUM P DECYL BENZENE SULFONATE							
			50	1.47	X10-2 W	CA	SPECFC CONDUCTNCE GRAPH	GERs	57012	T	3
			50	3.14	X10-3 W	CD	SURFACE TENSION MINIMUM	GERs	57012	T	L
			UNK	3.5	X10-3 M	CG	METHOD NOT CITED	KLEV CARR	56001	T	L
3 ENTRIES FOR COMPOUND											

Concentration units: A—mol %; B—vol % solvent; C—mol % surfactant mixture; D—wt/vol %; E—% saturation; H—wt % solvent; I—mol % surfactant; K—normality

counterions; M—molar; N—normal; P—wt %; Q—wt % surfactant; R—varied; S—mol/kg; T—wt % surfactant mixture; U—mol/(l or kg); W—molal; Y—atm. Details on page 222.



*Complete Table of Critical Micelle Concentration Values—Continued*

Additives	Temp. °C	CMC	Qual. Mat. Meth.	Method	Authors	Reference	Source	Evaluation
COMPOUND NO = 51 MOL WGT -	348.4	SODIUM P DODECYL BENZENE SULFONATE						
	23	1.6 X10-3 M	HG	STREAMING CURRENT	CARD	66011	T	L
	60	1.20 X10-3 W	CA	SPECFC CONDUCTNCE GRAPH	GERS	57012	T	3
	60	1.26 X10-3 W	CB	EQUIV CONDUCTNCE GRAPH	LING TART	43001	P	L
	60	1.2 X10-3 M	CE	EQUIV COND 1ST DEVIATION	LING TART	43001	T	L
	UNK	2.8 X10-3 M	CG	VISUAL SPCTR CHNGE PNCN	FAVA EYRI	56016	T	L
	UNK	2.8 X10-3 M	CG	VISUAL SPCTR CHNGE RHD6	FAVA EYRI	56016	T	L
	UNK	1.0 X10-3 M	CB	SURFACE TENSION LOG PLOT	FAVA EYRI	56016	T	L
7 ENTRIES FOR COMPOUND								
COMPOUND NO = 52 MOL WGT -	388.5	SODIUM HEXADECYL MONO OXYETHYLENE SULFATE						
	25	2.2 X10-4 M	CG	VISUAL SPCTR CHNGE PNCN	WEIL BIST	58003	T	L
	25	2.1 X10-4 M	CC	SURFACE TENSION LOG PLOT	WEIL BIST	58003	T	L
	25	2.34 X10-4 M	CC	EQUIV CONDUCTNCE GRAPH	WEIL BIST	58003	T	L
	50	2.4 X10-4 M	CG	VISUAL SPCTR CHNGE PNCN	WEIL STIR	59004	T	L
4 ENTRIES FOR COMPOUND								
COMPOUND NO = 53 MOL WGT -	432.6	SODIUM HEXADECYL DI OXYETHYLENE SULFATE						
	25	1.4 X10-4 M	CG	VISUAL SPCTR CHNGE PNCN	WEIL BIST	58003	T	L
	25	1.2 X10-4 M	CC	SURFACE TENSION LOG PLOT	WEIL BIST	58003	T	L
	25	1.34 X10-4 M	CC	EQUIV CONDUCTNCE GRAPH	WEIL BIST	58003	T	L
	50	1.4 X10-4 M	CG	VISUAL SPCTR CHNGE PNCN	WEIL STIR	59004	T	L
4 ENTRIES FOR COMPOUND								
COMPOUND NO = 54 MOL WGT -	476.6	SODIUM HEXADECYL TRI OXYETHYLENE SULFATE						
	25	1.0 X10-4 M	CG	VISUAL SPCTR CHNGE PNCN	WEIL BIST	58003	T	L
	25	7.0 X10-5 M	CD	SURFACE TENSION LOG PLOT	WEIL BIST	58003	T	L
	25	1.23 X10-4 M	CC	EQUIV COND MAX BEGINING	WEIL BIST	58003	T	L
	50	1.95 X10-4 M	CD	SURFACE TENSION UNSPEC	GOTT	60018	G	L
	50	1.2 X10-4 M	CG	VISUAL SPCTR CHNGE PNCN	WEIL STIR	59004	T	L
5 ENTRIES FOR COMPOUND								
COMPOUND NO = 55 MOL WGT -	520.7	SODIUM HEXADECYL TETRA OXYETHYLENE SULFATE						
	25	8.0 X10-5 M	CD	SURFACE TENSION LOG PLOT	WEIL BIST	58003	T	L
	25	1.0 X10-4 M	CG	VISUAL SPCTR CHNGE PNCN	WEIL BIST	58003	T	L
	50	1.01 X10-4 M	CD	SURFACE TENSION UNSPEC	GOTT	60018	G	L
	50	1.2 X10-4 M	CG	VISUAL SPCTR CHNGE PNCN	WEIL STIR	59004	T	L
4 ENTRIES FOR COMPOUND								
COMPOUND NO = 56 MOL WGT -	416.6	SODIUM OCTADECYL MONO OXYETHYLENE SULFATE						
	25	1.1 X10-4 M	BG	VISUAL SPCTR CHNGE PNCN	WEIL BIST	58003	T	L
	25	1.9 X10-4 M	BD	SURFACE TENSION LOG PLOT	WEIL BIST	58003	T	L
	50	9.0 X10-5 M	CG	VISUAL SPCTR CHNGE PNCN	WEIL STIR	59004	T	L
3 ENTRIES FOR COMPOUND								
COMPOUND NO = 57 MOL WGT -	460.6	SODIUM OCTADECYL DI OXYETHYLENE SULFATE						
	25	7.0 X10-5 M	BG	VISUAL SPCTR CHNGE PNCN	WEIL BIST	58003	T	L
	25	8.0 X10-5 M	BD	SURFACE TENSION LOG PLOT	WEIL BIST	58003	T	L
	50	1.00 X10-4 M	CD	SURFACE TENSION UNSPEC	GOTT	60018	G	L
	50	7.0 X10-5 M	CG	VISUAL SPCTR CHNGE PNCN	WEIL STIR	59004	T	L
4 ENTRIES FOR COMPOUND								
COMPOUND NO = 58 MOL WGT -	504.7	SODIUM OCTADECYL TRI OXYETHYLENE SULFATE						
	25	5.0 X10-5 M	CD	SURFACE TENSION LOG PLOT	WEIL BIST	58003	T	L
	25	5.0 X10-5 M	CG	VISUAL SPCTR CHNGE PNCN	WEIL BIST	58003	T	L
	50	6.98 X10-5 M	CD	SURFACE TENSION UNSPEC	GOTT	60018	G	L
	50	7.0 X10-5 M	CG	VISUAL SPCTR CHNGE PNCN	WEIL STIR	59004	T	L
4 ENTRIES FOR COMPOUND								
COMPOUND NO = 59 MOL WGT -	548.7	SODIUM OCTADECYL TETRA OXYETHYLENE SULFATE						
	25	4.0 X10-5 M	CD	SURFACE TENSION LOG PLOT	WEIL BIST	58003	T	L
	25	4.0 X10-5 M	CG	VISUAL SPCTR CHNGE PNCN	WEIL BIST	58003	T	L
	50	3.97 X10-5 M	CD	SURFACE TENSION UNSPEC	GOTT	60018	G	L
	50	7.0 X10-5 M	CG	VISUAL SPCTR CHNGE PNCN	WEIL STIR	59004	T	L
4 ENTRIES FOR COMPOUND								
COMPOUND NO = 60 MOL WGT -	471.7	TRIETHANOL AMMONIUM HEXADECYL SULFATE						
	50	3.4 X10-4 M	CG	VISUAL SPCTR CHNGE PNCN	WEIL STIR	59004	T	L
1 ENTRIES FOR COMPOUND								

Concentration units: A—mol %; B—vol % solvent; C—mol % surfactant mixture; D—wt/vol %; E—% saturation; H—wt % solvent; I—mol % surfactant; K—normality

counterions; M—molar; N—normal; P—wt %; Q—wt % surfactant; R—varied; S—mol/kg; T—wt % surfactant mixture; U—mol/(l or kg); W—molal; Y—atm. Details on page 222.

*Complete Table of Critical Micelle Concentration Values—Continued*

Additives			Temp. °C	CMC	Qual. Mat. Meth.	Method	Authors	Reference	Source	Evaluation
COMPOUND NO =	61	MOL WGT -	370.5	SODIUM	OLEYL/CIS 9 OCTADECENOYL/	SULFATE				
			25	3.0 X10-4 M	BG	VISUAL SPCTR CHNGE PNCN	WEIL STIR	59004	T	L
			50	3.50 X10-3 M	CD	SURFACE TENSION UNSPEC	GOTT	60018	G	L
			50	2.9 X10-4 M	BG	VISUAL SPCTR CHNGE PNCN	WEIL STIR	59004	T	L
3 ENTRIES FOR COMPOUND										
COMPOUND NO =	62	MOL WGT -	370.5	SODIUM	ELAIDYL/TRANS 9 OCTADECENOYL/SULFATE					
			50	1.8 X10-4 M	CG	VISUAL SPCTR CHNGE PNCN	WEIL STIR	59004	T	L
1 ENTRIES FOR COMPOUND										
COMPOUND NO =	63	MOL WGT -	441.4	SODIUM	9 10 DICHLORO OCTADECYL	SULFATE				
			25	3.1 X10-4 M	BG	VISUAL SPCTR CHNGE PNCN	WEIL STIR	59004	T	L
			50	2.6 X10-4 M	BG	VISUAL SPCTR CHNGE PNCN	WEIL STIR	59004	T	L
2 ENTRIES FOR COMPOUND										
COMPOUND NO =	64	MOL WGT -	372.5	SODIUM	OCTADECYL 1	SULFATE				
			53005			VALUES FRM REF IN CMC	KLIN LANG	57022		R
			40.0	1.65 X10-4 M	BE	SPECFC CONDUCTNCE GRAPH	EVAN	56006	T	L
			40.0	3.0 X10-4 M	BD	EQUIV CONDUCTNCE GRAPH	EVAN	56006	KL	L
			50	1.7 X10-4 M	CD	EQUIV CONDUCTNCE GRAPH	LANG	53005	T	L
			50	2.31 X10-4 M	CD	SURFACE TENSION UNSPEC	GOTT	60018	G	L
			50	1.9 X10-4 M	BB	INTERFACIAL TENSION LOGM	KLIN LANG	57022	T	L
			50	2.3 X10-4 M	BB	SURFACE TENSION LOG PLOT	KLIN LANG	57022	T	L
			50	1.1 X10-4 M	CG	VISUAL SPCTR CHNGE PNCN	WEIL STIR	59004	T	L
			50	1.1 X10-4 M	BG	VISUAL SPCTR CHNGE PNCN	WEIL STIR	63013	T	L
			UNK	1.0 X10-2 D	XG	VISUAL SPCTR CHNGE PNCN	DEMC	61031	T	L
				2.68 X10-4 M					M	
E 0 0001			50			GRAPH DATA NOT RETRIEVED	LANG	53005		R
11 ENTRIES FOR COMPOUND										
COMPOUND NO =	65	MOL WGT -	499.7	TRIETHANOLAMMONIUM	OCTADECYL 1	SULFATE				
			50	7.0 X10-5 M	CG	VISUAL SPCTR CHNGE PNCN	WEIL STIR	59004	T	L
1 ENTRIES FOR COMPOUND										
COMPOUND NO =	66	MOL WGT -	232.2	SODIUM	OCTYL 2	SULFATE				
			40.0	1.80 X10-1 M	BB	SPECFC CONDUCTNCE GRAPH	EVAN	56006	T	3
1 ENTRIES FOR COMPOUND										
COMPOUND NO =	67	MOL WGT -	288.3	SODIUM	DODECYL 2	SULFATE				
			55	2.82 X10-1 D	CG	VISUAL SPCTR CHNGE PNCN	SCHI FOWK	57014	T	L
				9.781X10-3 M					M	
2.22 E 1 Q N-C10 GLYCEROL ETHER			55	1.76 X10-1 D	CG	VISUAL SPCTR CHNGE PNCN	SCHI FOWK	57014	T	L
				6.104X10-3 M					M	
2 ENTRIES FOR COMPOUND										
COMPOUND NO =	68	MOL WGT -	302.3	SODIUM	TRIDECYL 2	SULFATE				
			40.0	6.50 X10-3 M	BB	SPECFC CONDUCTNCE GRAPH	EVAN	56006	T	3
1 ENTRIES FOR COMPOUND										
COMPOUND NO =	69	MOL WGT -	330.4	SODIUM	PENTADECYL 2	SULFATE				
			40.0	1.71 X10-3 M	BB	SPECFC CONDUCTNCE GRAPH	EVAN	56006	T	L
1 ENTRIES FOR COMPOUND										
COMPOUND NO =	70	MOL WGT -	358.5	SODIUM	HEPTADECYL 2	SULFATE				
			40.0	4.9 X10-4 M	BC	SPECFC CONDUCTNCE GRAPH	EVAN	56006	T	L
1 ENTRIES FOR COMPOUND										
COMPOUND NO =	71	MOL WGT -	372.5	SODIUM	OCTADECYL 2	SULFATE				
			40.0	2.6 X10-4 M	BC	SPECFC CONDUCTNCE GRAPH	EVAN	56006	T	L
1 ENTRIES FOR COMPOUND										
COMPOUND NO =	72	MOL WGT -	274.3	SODIUM	UNDECYL 3	SULFATE				
			40.0	2.89 X10-2 M	CB	SPECFC CONDUCTNCE GRAPH	EVAN	56006	T	3
			RM	3.88 X10-2 M	CG	VISUAL SPCTR CHNGE PNCN	WINS	48008	T	L
2 ENTRIES FOR COMPOUND										

Concentration units: A—mol %; B—vol % solvent; C—mol % surfactant mixture; D—wt/vol %; E—% saturation; H—wt % solvent; I—mol % surfactant; K—normality

counterions; M—molar; N—normal; P—wt %; Q—wt % surfactant; R—varied; S—mol/kg; T—wt % surfactant mixture; U—mol/(l or kg); W—molal; Y—atm. Details on page 222.



*Complete Table of Critical Micelle Concentration Values—Continued*

Additives	Temp. °C	CMC	Qual. Mat. Meth.	Method	Authors	Reference	Source	Evaluation
COMPOUND NO = 73 MOL WGT -	316.4	SODIUM TETRADECYL 3 SULFATE						
	40 4.3 X10-3 M	CB	UNSPECIFIED CONDUCTANCE	WINS	48008	L	L	
	40.0 4.30 X10-3 M	CB	SPECFC CONDUCTNCE GRAPH	EVAN	56006	T	3	
	60 4.85 X10-3 M	CB	UNSPECIFIED CONDUCTANCE	WINS	48008	L	L	
	RM 4.53 X10-3 M	CG	VISUAL SPCTR CHNGE PNCN	WINS	48008	T	L	
4 ENTRIES FOR COMPOUND								
COMPOUND NO = 74 MOL WGT -	330.4	SODIUM PENTADECYL 3 SULFATE						
	40.0 2.20 X10-3 M	CB	SPECFC CONDUCTNCE GRAPH	EVAN	56006	T	L	
1 ENTRIES FOR COMPOUND								
COMPOUND NO = 75 MOL WGT -	344.4	SODIUM HEXADECYL 4 SULFATE						
	40.0 1.72 X10-3 M	CB	SPECFC CONDUCTNCE GRAPH	EVAN	56006	T	3	
1 ENTRIES FOR COMPOUND								
COMPOUND NO = 76 MOL WGT -	372.5	SODIUM OCTADECYL 4 SULFATE						
	40.0 4.5 X10-4 M	CC	SPECFC CONDUCTNCE GRAPH	EVAN	56006	T	L	
1 ENTRIES FOR COMPOUND								
COMPOUND NO = 77 MOL WGT -	316.4	SODIUM TETRADECYL 5 SULFATE						
	40 6.9 X10-3 M	CB	UNSPECIFIED CONDUCTANCE	WINS	48008	L	L	
	40.0 6.75 X10-3 M	CB	SPECFC CONDUCTNCE GRAPH	EVAN	56006	T	L	
	60 7.95 X10-3 M	CB	UNSPECIFIED CONDUCTANCE	WINS	48008	L	L	
	RM 7.95 X10-3 M	CG	VISUAL SPCTR CHNGE PNCN	WINS	48008	T	L	
4 ENTRIES FOR COMPOUND								
COMPOUND NO = 78 MOL WGT -	330.4	SODIUM PENTADECYL 5 SULFATE						
	40.0 3.40 X10-3 M	CB	SPECFC CONDUCTNCE GRAPH	EVAN	56006	T	3	
1 ENTRIES FOR COMPOUND								
COMPOUND NO = 79 MOL WGT -	386.5	SODIUM NONADECYL 5 SULFATE						
	40.0 3.3 X10-4 M	CC	SPECFC CONDUCTNCE GRAPH	EVAN	56006	T	L	
1 ENTRIES FOR COMPOUND								
COMPOUND NO = 80 MOL WGT -	274.3	SODIUM UNDECYL 6 SULFATE						
	40.0 8.3 X10-2 M	CB	SPECFC CONDUCTNCE GRAPH	EVAN	56006	T	3	
1 ENTRIES FOR COMPOUND								
COMPOUND NO = 81 MOL WGT -	344.4	SODIUM HEXADECYL 6 SULFATE						
	40.0 2.35 X10-3 M	CB	SPECFC CONDUCTNCE GRAPH	EVAN	56006	T	3	
1 ENTRIES FOR COMPOUND								
COMPOUND NO = 82 MOL WGT -	372.5	SODIUM OCTADECYL 6 SULFATE						
	40.0 7.2 X10-4 M	CB	SPECFC CONDUCTNCE GRAPH	EVAN	56006	T	L	
1 ENTRIES FOR COMPOUND								
COMPOUND NO = 83 MOL WGT -	302.3	SODIUM TRIDECYL 7 SULFATE						
	40.0 1.93 X10-2 M	CB	SPECFC CONDUCTNCE GRAPH	EVAN	56006	T	3	
1 ENTRIES FOR COMPOUND								
COMPOUND NO = 84 MOL WGT -	316.4	SODIUM TETRADECYL 7 SULFATE						
	40 9.7 X10-3 M	CB	UNSPECIFIED CONDUCTANCE	WINS	48008	L	L	
	40.0 9.70 X10-3 M	CB	SPECFC CONDUCTNCE GRAPH	EVAN	56006	T	L	
	60 1.15 X10-2 M	CB	UNSPECIFIED CONDUCTANCE	WINS	48008	L	L	
	RM 1.58 X10-2 M	CG	VISUAL SPCTR CHNGE PNCN	WINS	48008	T	L	
4 ENTRIES FOR COMPOUND								
COMPOUND NO = 85 MOL WGT -	330.4	SODIUM PENTADECYL 8 SULFATE						
	40.0 6.65 X10-3 M	CB	SPECFC CONDUCTNCE GRAPH	EVAN	56006	T	3	
1 ENTRIES FOR COMPOUND								
COMPOUND NO = 86 MOL WGT -	344.4	SODIUM HEXADECYL 8 SULFATE						
	40.0 4.25 X10-3 M	CB	SPECFC CONDUCTNCE GRAPH	EVAN	56006	T	3	
1 ENTRIES FOR COMPOUND								

Concentration units: A—mol %; B—vol % solvent; C—mol % surfactant mixture; D—wt/vol %; E—% saturation; H—wt % solvent; I—mol % surfactant; K—normality

counterions; M—molar; N—normal; P—wt %; Q—wt % surfactant; R—varied; S—mol/kg; T—wt % surfactant mixture; U—mol/(l or kg); W—molal; Y—atm. Details on page 222.

# Complete Table of Critical Micelle Concentration Values—Continued

Additives	Temp. °C	CMC	Qual. Mat. Meth.	Method	Authors	Reference	Source	Evaluation
COMPOUND NO = 87 MOL WGT -	358.5	SODIUM HEPTADECYL 9 SULFATE						
40.0 2.35 X10-3 M	CB	SPECFC CONDCTNCE GRAPH	EVAN	56006	T	L		
1 ENTRIES FOR COMPOUND								
COMPOUND NO = 88 MOL WGT -	386.5	SODIUM 1 NONYL DECYL SULFATE						
40.0 9.4 X10-4 M	CB	SPECFC CONDCTNCE GRAPH	EVAN	56006	T	L		
1 ENTRIES FOR COMPOUND								
COMPOUND NO = 89 MOL WGT -	526.8	SODIUM 1 TETRADECYL PENTADECYL SULFATE						
40.0 8. X10-5 M	CG	EQUIV CONDCTNCE MAXIMUM	EVAN	56006	T	L		
1 ENTRIES FOR COMPOUND								
COMPOUND NO = 90 MOL WGT -	210.3	POTASSIUM DECANOATE						
		GRAPH DATA NOT RETRIEVED	KLEV	46007		R		
	25	9.9 X10-2 M	DB	REFRACTIVE INDEX	KLEV	48005	T	L
	25	1.00 X10-1 M	CG	VISUAL SPCTR CHNGE PNCN	KLEV	50003	T	L
	25	9.98 X10-2 M	DG	VISUAL SPCTR CHNGE PNCN	HERZ	52015	T	L
	25	9.5 X10-2 M	BG	UNSPEC SPCTR CHNG PNCN	KLEV	58011	T	L
	25	9.98 X10-2 M	DG	VISUAL SPCTR CHNGE PNCN	HERZ	52017	T	L
	30	1.06 X10-1 M	DB	FOTOMTR SOLUBLZTN PDMAB	KOLT STRI	48016	T	L
	45	9.8 X10-2 M	DB	REFRACTIVE INDEX	KLEV	48005	T	L
	45	1.18 X10-1 M	DB	REFRACTIVE INDEX	KLEV	48005	T	L
	50	1.05 X10-1 M	DB	FOTOMTR SOLUBLZTN PDMAB	KOLT STRI	48016	T	L
	50	48016		VALUES FRM REF IN CMC	KOLT STRI	49005		R
	UNK	9.5 X10-2 M	DG	VISUAL SPCTR CHNGE PNCN	CORR HARK	46015	T	L
0.22 E-1 P BENZENE	25	9.3 X10-2 M	CG	VISUAL SPCTR CHNGE PNCN	KLEV	50003	T	L
1.05 E-2 M K CL	25	9.49 X10-2 M	DG	VISUAL SPCTR CHNGE PNCN	HERZ	52017	T	L
2.29 E-2 M K CL	25	9.17 X10-2 M	DG	VISUAL SPCTR CHNGE PNCN	HERZ	52017	T	L
3.79 E-2 M K CL	25	8.85 X10-2 M	DG	VISUAL SPCTR CHNGE PNCN	HERZ	52017	T	L
5.59 E-2 M K CL	25	8.38 X10-2 M	DG	VISUAL SPCTR CHNGE PNCN	HERZ	52017	T	L
7.87 E-2 M K CL	25	7.87 X10-2 M	DG	VISUAL SPCTR CHNGE PNCN	HERZ	52017	T	L
1.10 E-1 M K CL	25	7.31 X10-2 M	DG	VISUAL SPCTR CHNGE PNCN	HERZ	52017	T	L
1.51 E-1 M K CL	25	6.45 X10-2 M	DG	VISUAL SPCTR CHNGE PNCN	HERZ	52017	T	L
2.27 E-1 M K CL	25	5.68 X10-2 M	DG	VISUAL SPCTR CHNGE PNCN	HERZ	52017	T	L
3.44 E-1 M K CL	25	4.69 X10-2 M	DG	VISUAL SPCTR CHNGE PNCN	HERZ	52017	T	L
3.86 E-1 M K CL	25	4.29 X10-2 M	DG	VISUAL SPCTR CHNGE PNCN	HERZ	52017	T	L
1. E 0 N K CL	50	2.2 X10-2 M	DC	FOTOMTR SOLUBLZTN PDMAB	KOLT STRI	49005	T	L
. E 0 K OH	0	1.68 X10-1 W	CB	VAPR PRESURE LOWERING	HUFF MCBA	51004	T	L
2. E 0 I K OH	10	1.09 X10-1 M	BG	VISUAL SPCTR CHNGE PNCN	SHIN	55004	S	L
4.4 E-2 N K OH	20	7. X10-2 M	XG	VISCOSITY MINIMUM	SATA TYUZ	53006	T	L
4.4 E-2 N K OH	20	5.7 X10-2 M	CE	DIFFUSION COEFFICIENT	TYUZ	61025	T	L
4.4 E-2 N K OH	20	1.06 X10-1 M	CE	DIFFUSION COEFFICIENT	TYUZ	61025	T	L
2. E 0 I K OH	25	1.00 X10-1 M	BG	VISUAL SPCTR CHNGE PNCN	SHIN	54005	G	L
. E 0 K OH	30	9.8 X10-2 W	CB	VAPR PRESURE LOWERING	HUFF MCBA	51004	T	L
. E 0 K OH	50	1.15 X10-1 W	CB	VAPR PRESURE LOWERING	HUFF MCBA	51004	T	L
1. E-1 N K2 S04	50	8.2 X10-2 M	DB	FOTOMTR SOLUBLZTN PDMAB	KOLT STRI	49005	T	L
2. E-1 N K2 S04	50	6.5 X10-2 M	DB	FOTOMTR SOLUBLZTN PDMAB	KOLT STRI	49005	T	L
2. E-1 N K2 S04	50	4.5 X10-2 M	DC	FOTOMTR SOLUBLZTN PDMAB	KOLT STRI	49005	T	L
0044	25			SEE CMPD NMBR IN ADDITV	SHIN	54005		X
0091	UNK			SEE CMPD NMBR IN ADDITV	CORR HARK	46015		X
1.10 E 1 C 0092	25	5.2 X10-2 M	DC	REFRACTIVE INDEX	KLEV	48005	T	L
3.05 E 1 C 0092	25	1.5 X10-2 M	DD	REFRACTIVE INDEX	KLEV	48005	T	L
4.50 E 1 C 0092	25	1.2 X10-2 M	DD	REFRACTIVE INDEX	KLEV	48005	T	L
0188	25			SEE CMPD NMBR IN ADDITV	SHIN	54005		X
3.63 E-2 M BUTANOL-1	10	1.01 X10-1 M	BG	VISUAL SPCTR CHNGE PNCN	SHIN	55004	T	L
2. E 0 I K OH								
6.74 E-2 M BUTANOL-1	10	9.4 X10-2 M	BG	VISUAL SPCTR CHNGE PNCN	SHIN	55004	T	L
2. E 0 I K OH								
9.52 E-2 M BUTANOL-1	10	8.8 X10-2 M	BG	VISUAL SPCTR CHNGE PNCN	SHIN	55004	T	L
2. E 0 I K OH								
1.44 E-1 M BUTANOL-1	10	8.1 X10-2 M	BG	VISUAL SPCTR CHNGE PNCN	SHIN	55004	T	L
2. E 0 I K OH								
1.80 E-1 M BUTANOL-1	10	7.2 X10-2 M	BG	VISUAL SPCTR CHNGE PNCN	SHIN	55004	T	L
2. E 0 I K OH								
2.29 E-1 M BUTANOL-1	10	6.4 X10-2 M	BG	VISUAL SPCTR CHNGE PNCN	SHIN	55004	T	L
2. E 0 I K OH								
6.4 E-5 M DECANOL-1	10	1.06 X10-1 M	BG	VISUAL SPCTR CHNGE PNCN	SHIN	55004	T	L
2. E 0 I K OH								
1.20 E-4 M DECANOL-1	10	1.02 X10-1 M	BG	VISUAL SPCTR CHNGE PNCN	SHIN	55004	T	L
2. E 0 I K OH								
1.64 E-4 M DECANOL-1	10	1.01 X10-1 M	BG	VISUAL SPCTR CHNGE PNCN	SHIN	55004	T	L
2. E 0 I K OH								
5.44 E-1 M ETHANOL	10	9.7 X10-2 M	BG	VISUAL SPCTR CHNGE PNCN	SHIN	55004	T	L
2. E 0 I K OH								

Concentration units: A—mol %; B—vol % solvent; C—mol % surfactant mixture; D—wt/vol %; E—% saturation; H—wt % solvent; I—mol % surfactant; K—normality

counterions; M—molar; N—normal; P—wt %; Q—wt % surfactant; R—varied; S—mol/kg; T—wt % surfactant mixture; U—mol/(l or kg); W—molal; Y—atm. Details on page 222.



Complete Table of Critical Micelle Concentration Values—Continued

Additives			Temp. °C	CMC		Qual. Mat. Meth.	Method	Authors	Reference	Source	Evaluation
9.9	E-1 M	ETHANOL	10	8.9	X10-2 M	BG	VISUAL SPCTR CHNGE PNCN	SHIN	55004	T	L
	2. E O I	K OH									
1.37	E O M	ETHANOL	10	8.2	X10-2 M	BG	VISUAL SPCTR CHNGE PNCN	SHIN	55004	T	L
	2. E O I	K OH									
1.91	E O M	ETHANOL	10	6.8	X10-2 M	BG	VISUAL SPCTR CHNGE PNCN	SHIN	55004	T	L
	2. E O I	K OH									
2.33	E O M	ETHANOL	10	6.5	X10-2 M	BG	VISUAL SPCTR CHNGE PNCN	SHIN	55004	T	L
	2. E O I	K OH									
2.82	E O M	ETHANOL	10	5.4	X10-2 M	BG	VISUAL SPCTR CHNGE PNCN	SHIN	55004	T	L
	2. E O I	K OH									
9.0	E-3 M	HEXANOL-1	10	9.7	X10-2 M	BG	VISUAL SPCTR CHNGE PNCN	SHIN	55004	T	L
	2. E O I	K OH									
1.60	E-2 M	HEXANOL-1	10	8.7	X10-2 M	BG	VISUAL SPCTR CHNGE PNCN	SHIN	55004	T	L
	2. E O I	K OH									
2.12	E-2 M	HEXANOL-1	10	7.8	X10-2 M	BG	VISUAL SPCTR CHNGE PNCN	SHIN	55004	T	L
	2. E O I	K OH									
3.85	E-2 M	HEXANOL-1	10	6.1	X10-2 M	BG	VISUAL SPCTR CHNGE PNCN	SHIN	55004	T	L
	2. E O I	K OH									
2.70	E-3 M	HEPTANOL-1	10	9.8	X10-2 M	BG	VISUAL SPCTR CHNGE PNCN	SHIN	55004	T	L
	2. E O I	K OH									
4.73	E-3 M	HEPTANOL-1	10	8.6	X10-2 M	BG	VISUAL SPCTR CHNGE PNCN	SHIN	55004	T	L
	2. E O I	K OH									
8.35	E-3 M	HEPTANOL-1	10	7.5	X10-2 M	BG	VISUAL SPCTR CHNGE PNCN	SHIN	55004	T	L
	2. E O I	K OH									
7.8	E-4 M	OCTANOL-1	10	1.02	X10-1 M	BG	VISUAL SPCTR CHNGE PNCN	SHIN	55004	T	L
	2. E O I	K OH									
1.49	E-3 M	OCTANOL-1	10	9.6	X10-2 M	BG	VISUAL SPCTR CHNGE PNCN	SHIN	55004	T	L
	2. E O I	K OH									
2.11	E-3 M	OCTANOL-1	10	9.1	X10-2 M	BG	VISUAL SPCTR CHNGE PNCN	SHIN	55004	T	L
	2. E O I	K OH									
2.70	E-3 M	OCTANOL-1	10	8.7	X10-2 M	BG	VISUAL SPCTR CHNGE PNCN	SHIN	55004	T	L
	2. E O I	K OH									
1.30	E-1 M	PROPANOL-1	10	9.9	X10-2 M	BG	VISUAL SPCTR CHNGE PNCN	SHIN	55004	T	L
	2. E O I	K OH									
2.35	E-1 M	PROPANOL-1	10	8.9	X10-2 M	BG	VISUAL SPCTR CHNGE PNCN	SHIN	55004	T	L
	2. E O I	K OH									
3.51	E-1 M	PROPANOL-1	10	8.0	X10-2 M	BG	VISUAL SPCTR CHNGE PNCN	SHIN	55004	T	L
	2. E O I	K OH									
4.82	E-1 M	PROPANOL-1	10	7.2	X10-2 M	BG	VISUAL SPCTR CHNGE PNCN	SHIN	55004	T	L
	2. E O I	K OH									
6.34	E-1 M	PROPANOL-1	10	6.5	X10-2 M	BG	VISUAL SPCTR CHNGE PNCN	SHIN	55004	T	L
	2. E O I	K OH									
8.25	E-1 M	PROPANOL-1	10	5.7	X10-2 M	BG	VISUAL SPCTR CHNGE PNCN	SHIN	55004	T	L
	2. E O I	K OH									
1.91	E-4 M	NONANOL-1	10	1.02	X10-1 M	BG	VISUAL SPCTR CHNGE PNCN	SHIN	55004	T	L
	2. E O I	K OH									
3.64	E-4 M	NONANOL-1	10	9.7	X10-2 M	BG	VISUAL SPCTR CHNGE PNCN	SHIN	55004	T	L
	2. E O I	K OH									
4.84	E-4 M	NONANOL-1	10	9.4	X10-2 M	BG	VISUAL SPCTR CHNGE PNCN	SHIN	55004	T	L
	2. E O I	K OH									
5.70	E-4 M	NONANOL-1	10	9.1	X10-2 M	BG	VISUAL SPCTR CHNGE PNCN	SHIN	55004	T	L
	2. E O I	K OH									
		0044	25				SEE CMPD NMBR IN ADDITV	SHIN	54003		X
	2. E O I	K OH									
1.9	E O C	0091	25	9.4	X10-2 M	BG	VISUAL SPCTR CHNGE PNCN	SHIN	54005	G	L
	2. E O I	K OH									
3.8	E O C	0091	25	8.8	X10-2 M	BG	VISUAL SPCTR CHNGE PNCN	SHIN	54005	G	L
	2. E O I	K OH									
9.0	E O C	0091	25	7.4	X10-2 M	BG	VISUAL SPCTR CHNGE PNCN	SHIN	54005	G	L
	2. E O I	K OH									
1.55	E 1 C	0091	25	6.4	X10-2 M	BG	VISUAL SPCTR CHNGE PNCN	SHIN	54005	G	L
	2. E O I	K OH									
2.34	E 1 C	0091	25	5.5	X10-2 M	BG	VISUAL SPCTR CHNGE PNCN	SHIN	54005	G	L
	2. E O I	K OH									
2.80	E 1 C	0091	25	4.9	X10-2 M	BG	VISUAL SPCTR CHNGE PNCN	SHIN	54005	G	L
	2. E O I	K OH									
3.58	E 1 C	0091	25	4.4	X10-2 M	BG	VISUAL SPCTR CHNGE PNCN	SHIN	54005	G	L
	2. E O I	K OH									
4.75	E 1 C	0091	25	3.9	X10-2 M	BG	VISUAL SPCTR CHNGE PNCN	SHIN	54005	G	L
	2. E O I	K OH									
6.80	E 1 C	0091	25	3.3	X10-2 M	BG	VISUAL SPCTR CHNGE PNCN	SHIN	54005	G	L
	2. E O I	K OH									
1.0	E O C	0092	25	8.8	X10-2 M	BG	VISUAL SPCTR CHNGE PNCN	SHIN	54005	G	L
	2. E O I	K OH									
1.7	E O C	0092	25	7.2	X10-2 M	BG	VISUAL SPCTR CHNGE PNCN	SHIN	54005	G	L
	2. E O I	K OH									
2.5	E O C	0092	25	5.7	X10-2 M	BG	VISUAL SPCTR CHNGE PNCN	SHIN	54005	G	L
	2. E O I	K OH									

Concentration units: A—mol %; B—vol % solvent; C—mol % surfactant mixture; counterions; M—molar; N—normal; P—wt %; Q—wt % surfactant; R—varied; S—mol/kg; T—wt % surfactant mixture; U—mol/(l or kg); W—molal; Y—atm. Details on page 222.

*Complete Table of Critical Micelle Concentration Values—Continued*

Additives			Temp. °C	CMC	Qual. Mat. Meth.	Method	Authors	Reference	Source	Evaluation
4.2	E O C	0092	25	4.1 X10-2 M	BG	VISUAL SPCTR CHNGE PNCN	SHIN	54005	G L	
	2. E O I	K OH								
6.9	E O C	0092	25	3.2 X10-2 M	BG	VISUAL SPCTR CHNGE PNCN	SHIN	54005	G L	
	2. E O I	K OH								
1.13	E 1 C	0092	25	2.5 X10-2 M	BG	VISUAL SPCTR CHNGE PNCN	SHIN	54005	G L	
	2. E O I	K OH								
1.78	E 1 C	0092	25	2.0 X10-2 M	BG	VISUAL SPCTR CHNGE PNCN	SHIN	54005	G L	
	2. E O I	K OH								
3.18	E 1 C	0092	25	1.5 X10-2 M	BG	VISUAL SPCTR CHNGE PNCN	SHIN	54005	G L	
	2. E O I	K OH								
	2. E O I	0296	25			SEE CMPD NMBR IN ADDITV	SHIN	54005		X
	2. E O I	K OH								
4.8	E O C	0297	25	9.5 X10-2 M	BG	VISUAL SPCTR CHNGE PNCN	SHIN	54005	G L	
	2. E O I	K OH								
1.15	E 1 C	0297	25	8.8 X10-2 M	BG	VISUAL SPCTR CHNGE PNCN	SHIN	54005	G L	
	2. E O I	K OH								
1.78	E 1 C	0297	25	8.2 X10-2 M	BG	VISUAL SPCTR CHNGE PNCN	SHIN	54005	G L	
	2. E O I	K OH								
2.53	E 1 C	0297	25	7.7 X10-2 M	BG	VISUAL SPCTR CHNGE PNCN	SHIN	54005	G L	
	2. E O I	K OH								
3.28	E 1 C	0297	25	7.1 X10-2 M	BG	VISUAL SPCTR CHNGE PNCN	SHIN	54005	G L	
	2. E O I	K OH								
4.39	E 1 C	0297	25	6.7 X10-2 M	BG	VISUAL SPCTR CHNGE PNCN	SHIN	54005	G L	
	2. E O I	K OH								
5.36	E 1 C	0297	25	6.2 X10-2 M	BG	VISUAL SPCTR CHNGE PNCN	SHIN	54005	G L	
	2. E O I	K OH								
6.65	E 1 C	0297	25	5.7 X10-2 M	BG	VISUAL SPCTR CHNGE PNCN	SHIN	54005	G L	
	2. E O I	K OH								
8.18	E 1 C	0297	25	5.3 X10-2 M	BG	VISUAL SPCTR CHNGE PNCN	SHIN	54005	G L	
	2. E O I	K OH								
9.6	E-3 M	3-METHYL BUTANOL-1	10	1.06 X10-1 M	BG	VISUAL SPCTR CHNGE PNCN	SHIN	55004	T L	
	2. E O I	K OH								
1.99	E-2 M	3-METHYL BUTANOL-1	10	9.8 X10-2 M	BG	VISUAL SPCTR CHNGE PNCN	SHIN	55004	T L	
	2. E O I	K OH								
3.03	E-2 M	3-METHYL BUTANOL-1	10	9.5 X10-2 M	BG	VISUAL SPCTR CHNGE PNCN	SHIN	55004	T L	
	2. E O I	K OH								
4.60	E-2 M	3-METHYL BUTANOL-1	10	8.8 X10-2 M	BG	VISUAL SPCTR CHNGE PNCN	SHIN	55004	T L	
	2. E O I	K OH								
5.79	E-2 M	3-METHYL BUTANOL-1	10	8.3 X10-2 M	BG	VISUAL SPCTR CHNGE PNCN	SHIN	55004	T L	
	2. E O I	K OH								
8.14	E-2 M	3-METHYL BUTANOL-1	10	7.5 X10-2 M	BG	VISUAL SPCTR CHNGE PNCN	SHIN	55004	T L	
	2. E O I	K OH								
		0044	25			SEE CMPD NMBR IN ADDITV	SHIN	54003		X
5.9	E O C	0091	25	3.2 X10-2 M	BG	VISUAL SPCTR CHNGE PNCN	SHIN	54003	G L	
	6.4 E O C	0092								
	2. E O I	K OH								
1.24	E 1 C	0091	25	3.1 X10-2 M	BG	VISUAL SPCTR CHNGE PNCN	SHIN	54003	G L	
	5.9 E O C	0092								
	2. E O I	K OH								
1.94	E 1 C	0091	25	3.1 X10-2 M	BG	VISUAL SPCTR CHNGE PNCN	SHIN	54003	G L	
	5.5 E O C	0092								
	2. E O I	K OH								
2.74	E 1 C	0091	25	3.0 X10-2 M	BG	VISUAL SPCTR CHNGE PNCN	SHIN	54003	G L	
	4.9 E O C	0092								
	2. E O I	K OH								
3.62	E 1 C	0091	25	3.0 X10-2 M	BG	VISUAL SPCTR CHNGE PNCN	SHIN	54003	G L	
	4.3 E O C	0092								
	2. E O I	K OH								
4.59	E 1 C	0091	25	3.0 X10-2 M	BG	VISUAL SPCTR CHNGE PNCN	SHIN	54003	G L	
	3.7 E O C	0092								
	2. E O I	K OH								
5.68	E 1 C	0091	25	2.9 X10-2 M	BG	VISUAL SPCTR CHNGE PNCN	SHIN	54003	G L	
	2.9 E O C	0092								
	2. E O I	K OH								
6.92	E 1 C	0091	25	2.8 X10-2 M	BG	VISUAL SPCTR CHNGE PNCN	SHIN	54003	G L	
	2.1 E O C	0092								
	2. E O I	K OH								
8.35	E 1 C	0091	25	2.7 X10-2 M	BG	VISUAL SPCTR CHNGE PNCN	SHIN	54003	G L	
	1.1 E O C	0092								
	2. E O I	K OH								
2.3	E O C	0297	25	9.2 X10-2 M	BG	VISUAL SPCTR CHNGE PNCN	SHIN	54003	L L	
	1.2 E O C	0091								
	2. E O I	K OH								
4.9	E O C	0297	25	8.6 X10-2 M	BG	VISUAL SPCTR CHNGE PNCN	SHIN	54003	L L	
	2.5 E O C	0091								
	2. E O I	K OH								

Concentration units: A—mol %; B—vol % solvent; C—mol % surfactant mixture; D—wt/vol %; E—% saturation; H—wt % solvent; I—mol % surfactant; K—normality

counterions; M—molar; N—normal; P—wt %; Q—wt % surfactant; R—varied; S—mol/kg; T—wt % surfactant mixture; U—mol/(l or kg); W—molal; Y—atm. Details on page 222.



*Complete Table of Critical Micelle Concentration Values—Continued*

Additives				Temp. °C	CMC	Qual. Mat. Meth.	Method	Authors	Reference	Source	Evaluation
8.0	E 0 C	0297		25	7.8 X10-2 M	BG	VISUAL SPCTR CHNGE PNCN	SHIN	54003	L L	
4.1	E 0 C	0091									
2.	E 0 I		K OH								
1.17	E 1 C	0297		25	7.1 X10-2 M	BG	VISUAL SPCTR CHNGE PNCN	SHIN	54003	L L	
6.0	E 0 C	0091									
2.	E 0 I		K OH								
1.61	E 1 C	0297		25	6.5 X10-2 M	BG	VISUAL SPCTR CHNGE PNCN	SHIN	54003	L L	
8.2	E 0 C	0091									
2.	E 0 I		K OH								
2.14	E 1 C	0297		25	5.9 X10-2 M	BG	VISUAL SPCTR CHNGE PNCN	SHIN	54003	L L	
1.09	E 1 C	0091									
2.	E 0 I		K OH								
2.82	E 1 C	0297		25	5.3 X10-2 M	BG	VISUAL SPCTR CHNGE PNCN	SHIN	54003	L L	
1.44	E 1 C	0091									
2.	E 0 I		K OH								
3.75	E 1 C	0297		25	4.8 X10-2 M	BG	VISUAL SPCTR CHNGE PNCN	SHIN	54003	L L	
1.91	E 1 C	0091									
2.	E 0 I		K OH								
4.96	E 1 C	0297		25	4.2 X10-2 M	BG	VISUAL SPCTR CHNGE PNCN	SHIN	54003	L L	
2.52	E 1 C	0091									
2.	E 0 I		K OH								
130 ENTRIES FOR COMPOUND											
COMPOUND NO = 91 MOL WGT - 238.4 POTASSIUM DODECANOATE											
					47005		VALUES FRM REF IN CMC	KLEV	48005		R
					47006		VALUES FRM REF IN CMC	CORR HARK	46005		R
							GRAPH DATA NOT RETRIEVED	KLEV	46007		R
					48016		VALUES FRM REF IN CMC	KOLT STRI	49005		R
15.0					2.35 X10-2 M	DG	FOTOMTR SPCTR CHNGE PNCN	KLEV	47004	T L	
23.5					6.15 X10-1 D	DB	REFRACTIVE INDEX	KLEV	46012	T L	
					2.579X10-2 M					M	
25					9. X10-1 P	BD	DENSITY	BURY PARR	35008	T L	
					3.7 X10-2 S					M	
25					2.55 X10-2 M	XG	VISUAL SPCTR CHNGE	KLEV	53010	T L	
25					2.4 X10-2 M	CG	VISUAL SPCTR CHNGE PNCN	KLEV	50003	T L	
25.6					2.3 X10-2 M	DG	FOTOMTR SPCTR CHNGE PNCN	CORR HARK	46002	T L	
25.6					2.25 X10-2 M	DG	FOTOMTR SPCTR CHNGE PNCN	KLEV	47004	T L	
25					2.34 X10-2 M	DG	VISUAL SPCTR CHNGE PNCN	HERZ	52015	T L	
25					2.55 X10-2 M	DC	REFRACTIVE INDEX	KLEV	47005	T L	
25					2.5 X10-2 M	BG	UNSPEC SPCTR CHNG PNCN	KLEV	58011	T L	
26					2.35 X10-2 M	DG	VISUAL SPCTR CHNGE PNCN	CORR HARK	47006	T L	
26					2.34 X10-2 M	DG	VISUAL SPCTR CHNGE RHD6	CORR HARK	47006	T L	
26					2.30 X10-2 M	DG	VISUAL SPCTR CHNGE PNCN	CORR HARK	47010	T L	
30					2.60 X10-2 M	DB	REFRACTIVE INDEX	KLEV	48005	T L	
30					2.35 X10-2 M	DB	FOTOMTR SOLUBLZTN PDMA B	KOLT STRI	48016	T L	
30					2.35 X10-2 M	DB	FOTOMTR SOLUBLZTN OROT	KOLT STRI	48016	T L	
30					2.3 X10-2 M	DC	UNSPEC SOLUBLZTN PDMA B	KOLT JOHN	48025	T L	
30					2.2 X10-2 M	DC	ELECTROMOTIVE FORCE	KOLT JOHN	48025	T L	
30					2.47 X10-2 M	DB	FOTOMTR SOLUBLZTN AZBZ	KOLT STRI	49005	T L	
35					8. X10-1 P	BD	DENSITY	BURY PARR	35008	T L	
					3.3 X10-2 S					M	
35.8					2.13 X10-2 M	DG	FOTOMTR SPCTR CHNGE PNCN	KLEV	47004	T L	
35					1.9 X10-2 M	XG	VELOCITY OF SOUND	KUPP SURY	65028	T L	
35					2.70 X10-2 M	DC	REFRACTIVE INDEX	KLEV	47005	T L	
45.0					2.08 X10-2 M	DG	FOTOMTR SPCTR CHNGE PNCN	KLEV	47004	T L	
45					3.05 X10-2 M	DC	REFRACTIVE INDEX	KLEV	47005	T L	
50					2.45 X10-2 M	DB	FOTOMTR SOLUBLZTN PDMA B	KOLT STRI	48016	T L	
50					2.85 X10-2 M	DB	FOTOMTR SOLUBLZTN OROT	KOLT STRI	48016	T L	
50					2.14 X10-2 M	DG	VISUAL SPCTR CHNGE PNCN	RAIS	52016	T L	
50					2.1 X10-2 M	DC	FOTOMTR SOLUBLZTN AZBZ	KOLT STRI	49005	T L	
55.0					2.08 X10-2 M	DG	FOTOMTR SPCTR CHNGE PNCN	KLEV	47004	T L	
55					3.50 X10-2 M	DC	REFRACTIVE INDEX	KLEV	47005	T L	
60					2.6 X10-2 M	DG	SOLUBLZTN TOLUENE	DEMC DUMA	60032	T L	
60					5.8 X10-1 D	DG	SOLUBLZTN TOLUENE	DEMC	60034	T L	
					2.43 X10-2 M					M	
60					2.3 X10-2 M	DC	FOTOMTR SOLUBLZTN OROT	MERR GETT	48024	T L	
65					4.20 X10-2 M	DC	REFRACTIVE INDEX	KLEV	47005	T L	
UNK					6.2 X10-1 D	DG	VISUAL SPCTR CHNGE PNCN	DEMC	60034	T L	
					2.60 X10-2 M					M	
UNK					2.33 X10-2 M	DG	VISUAL SPCTR CHNGE PNCN	CORR HARK	46015	G L	
UNK					6.0 X10-1 D	DG	METHOD NOT CITED	DEMC	62037	T L	
					2.51 X10-2 M					M	
UNK					2.40 X10-2 M	DG	METHOD NOT CITED	HARK MITT	49006	T L	
UNK					2.55 X10-2 M	DG	METHOD NOT CITED	ARRI PATT	53003	T L	
2.2	E-1 P	BENZENE		25	2.0 X10-2 M	CG	VISUAL SPCTR CHNGE PNCN	KLEV	50003	T L	
4.4	E-2 P	BENZENE		UNK	2.30 X10-2 M	DG	METHOD NOT CITED	HARK MITT	49006	T L	
6.1	E-2 P	BENZENE		UNK	2.34 X10-2 M	DG	METHOD NOT CITED	HARK MITT	49006	T L	
1.00	E-1 P	BENZENE		UNK	2.30 X10-2 M	DG	METHOD NOT CITED	HARK MITT	49006	T L	

Concentration units: A—mol %; B—vol % solvent; C—mol % surfactant mixture; D—wt/vol %; E—% saturation; H—wt % solvent; I—mol % surfactant; K—normality

counterions; M—molar; N—normal; P—wt %; Q—wt % surfactant; R—varied; S—mol/kg; T—wt % surfactant mixture; U—mol/(l or kg); W—molal; Y—atm. Details on page 222.

# Complete Table of Critical Micelle Concentration Values—Continued

Additives	Temp. °C	CMC	Qual. Mat. Meth.	Method	Authors	Reference	Source	Evaluation
1.39 E-1 P	BENZENE	UNK	2.29 X10-2 M	DG	METHOD NOT CITED	HARK MITT	49006	T L
1.50 E-1 P	BENZENE	UNK	2.30 X10-2 M	DG	METHOD NOT CITED	HARK MITT	49006	T L
2.65 E-2 M	K BR	25	1.55 X10-2 M	DB	REFRACTIVE INDEX	KLEV	48005	T L
1.735E-1 M	K BR	25	7.9 X10-3 M	DB	REFRACTIVE INDEX	KLEV	48005	T L
2.52 E-2 M	K CL	25	1.59 X10-2 M	DB	REFRACTIVE INDEX	KLEV	48005	T L
6.70 E-2 M	K CL	25	1.19 X10-2 M	DB	REFRACTIVE INDEX	KLEV	48005	T L
1.005E-1 M	K CL	25	1.02 X10-2 M	DB	REFRACTIVE INDEX	KLEV	48005	T L
2.124E-1 M	K CL	25	7.1 X10-3 M	DB	REFRACTIVE INDEX	KLEV	48005	T L
3.825E-1 M	K CL	25	4.8 X10-3 M	DC	REFRACTIVE INDEX	KLEV	48005	T L
5.014E-1 M	K CL	25	4.1 X10-3 M	DC	REFRACTIVE INDEX	KLEV	48005	T L
8.380E-3 M	K CL	26	1.97 X10-2 M	DG	VISUAL SPCTR CHNGE PNCN	CORR HARK	47010	T L
1.321E-2 M	K CL	26	1.76 X10-2 M	DG	VISUAL SPCTR CHNGE PNCN	CORR HARK	47010	T L
1.680E-2 M	K CL	26	1.69 X10-2 M	DG	VISUAL SPCTR CHNGE PNCN	CORR HARK	47010	T L
3.872E-2 M	K CL	26	1.29 X10-2 M	DG	VISUAL SPCTR CHNGE PNCN	CORR HARK	47010	T L
4.217E-2 M	K CL	26	1.25 X10-2 M	DG	VISUAL SPCTR CHNGE PNCN	CORR HARK	47010	T L
4.263E-2 M	K CL	26	1.23 X10-2 M	DG	VISUAL SPCTR CHNGE PNCN	CORR HARK	47010	T L
5.471E-2 M	K CL	26	1.12 X10-2 M	DG	VISUAL SPCTR CHNGE PNCN	CORR HARK	47010	T L
6.466E-2 M	K CL	26	1.07 X10-2 M	DG	VISUAL SPCTR CHNGE PNCN	CORR HARK	47010	T L
6.631E-2 M	K CL	26	1.01 X10-2 M	DG	VISUAL SPCTR CHNGE PNCN	CORR HARK	47010	T L
7.466E-2 M	K CL	26	9.92 X10-2 M	DG	VISUAL SPCTR CHNGE PNCN	CORR HARK	47010	T L
1.038E-1 M	K CL	26	8.44 X10-2 M	DG	VISUAL SPCTR CHNGE PNCN	CORR HARK	47010	T L
1.062E-1 M	K CL	26	8.30 X10-2 M	DG	VISUAL SPCTR CHNGE PNCN	CORR HARK	47010	T L
1.199E-1 M	K CL	26	7.96 X10-2 M	DG	VISUAL SPCTR CHNGE PNCN	CORR HARK	47010	T L
1.485E-1 M	K CL	26	7.48 X10-2 M	DG	VISUAL SPCTR CHNGE PNCN	CORR HARK	47010	T L
1.739E-1 M	K CL	26	5.77 X10-2 M	DG	VISUAL SPCTR CHNGE PNCN	CORR HARK	47010	T L
2.411E-1 M	K CL	26	5.47 X10-2 M	DG	VISUAL SPCTR CHNGE PNCN	CORR HARK	47010	T L
2.617E-1 M	K CL	26	5.27 X10-2 M	DG	VISUAL SPCTR CHNGE PNCN	CORR HARK	47010	T L
3.142E-1 M	K CL	26	4.58 X10-2 M	DG	VISUAL SPCTR CHNGE PNCN	CORR HARK	47010	T L
3.335E-1 M	K CL	26	4.64 X10-2 M	DG	VISUAL SPCTR CHNGE PNCN	CORR HARK	47010	T L
4.338E-1 M	K CL	26	3.53 X10-2 M	DG	VISUAL SPCTR CHNGE PNCN	CORR HARK	47010	T L
5.927E-1 M	K CL	26	3.48 X10-2 M	DG	VISUAL SPCTR CHNGE PNCN	CORR HARK	47010	T L
1. E O N	K CL	30	2.1 X10-3 M	DC	FOTOMTR SOLUBLZTN OROT	KOLT STRI	49005	T L
1. E O N	K CL	30	2.3 X10-3 M	DC	FOTOMTR SOLUBLZTN AZBZ	KOLT STRI	49005	T L
1. E O N	K CL	30	2.4 X10-3 M	DC	FOTOMTR SOLUBLZTN PDMAB	KOLT STRI	49005	T L
5. E-2 N	K CL	50	1.77 X10-2 M	DB	FOTOMTR SOLUBLZTN PDMAB	KOLT STRI	49005	T L
1. E-1 N	K CL	50	1.1 X10-2 M	DD	FOTOMTR SOLUBLZTN PDMAB	KOLT STRI	49005	T L
5. E-1 N	K CL	50	4. X10-3 M	DE	FOTOMTR SOLUBLZTN PDMAB	KOLT STRI	49005	T L
1. E O N	K CL	50	2.6 X10-3 M	DC	FOTOMTR SOLUBLZTN PDMAB	KOLT STRI	49005	T L
1. E O N	K CL	50	3. X10-3 M	DE	FOTOMTR SOLUBLZTN OROT	KOLT STRI	49005	T L
1. E O N	K CL	50	2.3 X10-3 M	DC	FOTOMTR SOLUBLZTN AZBZ	KOLT STRI	49005	T L
. E O	K CL	UNK			GRAPH DATA NOT RETRIEVED	DEMC	62037	R
1.66 E-2 M	K I	25	1.81 X10-2 M	DB	REFRACTIVE INDEX	KLEV	48005	T L
2.615E-1 M	K I	25	6.3 X10-3 M	DC	REFRACTIVE INDEX	KLEV	48005	T L
3.06 E-2 M	K NO3	25	1.54 X10-2 M	DB	REFRACTIVE INDEX	KLEV	48005	T L
1.38 E-1 M	K NO3	25	8.8 X10-3 M	DB	REFRACTIVE INDEX	KLEV	48005	T L
3.33 E-1 M	K NO3	25	5.3 X10-3 M	DC	REFRACTIVE INDEX	KLEV	48005	T L
1.0 E-1 M	K NO3	30	1.2 X10-2 M	DD	UNSPEC SOLUBLZTN PDMAB	KOLT JOHN	48025	T L
1.0 E-1 M	K NO3	30	1.2 X10-2 M	DD	ELECTROMOTIVE FORCE	KOLT JOHN	48025	T L
5.0 E-1 M	K NO3	30	5.5 X10-3 M	DC	ELECTROMOTIVE FORCE	KOLT JOHN	48025	T L
5.0 E-1 M	K NO3	30	5. X10-3 M	DD	UNSPEC SOLUBLZTN PDMAB	KOLT JOHN	48025	T L
1. E-1 N	K NO3	50	1.17 X10-2 M	DB	FOTOMTR SOLUBLZTN PDMAB	KOLT STRI	49005	T L
1. E O N	K NO3	50	2.5 X10-3 M	DC	FOTOMTR SOLUBLZTN PDMAB	KOLT STRI	49005	T L
. E O	K NO3	UNK			GRAPH DATA NOT RETRIEVED	DEMC	62037	R
. E O	K OH	0	3.75 X10-2 W	CB	VAPR PRESURE LOWERING	HUFF MCBA	51004	T L
4. E O I	K OH	0	3.5 X10-2 M	CC	SPECFC CONDCTNCE GRAPH	BRAD HUFF	48004	T L
4. E O I	K OH	0	3.3 X10-2 W	CD	FREEZING POINT	FINE MCBA	48011	K L
2. E O I	K OH	10	2.91 X10-2 M	BG	VISUAL SPCTR CHNGE PNCN	SHIN	55004	S L
2. E O I	K OH	25	2.7 X10-2 M	BG	VISUAL SPCTR CHNGE PNCN	SHIN	54005	G L
4. E O I	K OH	25	2.4 X10-2 M	CC	SPECFC CONDCTNCE GRAPH	BRAD HUFF	48004	T L
4. E O I	K OH	25	2.4 X10-2 M	CB	EQUIV CONDCTNCE GRAPH	BRAD MCBA	48009	T L
4. E O I	K OH	25	1.7 X10-2 W	CG	VISUAL SPCTR CHNGE RHD6	FINE MCBA	48011	T L
4. E O I	K OH	25	2.5 X10-2 W	CD	VAPR PRESURE LOWERING	FINE MCBA	48011	T L
. E O	K OH	30	2.05 X10-2 W	CB	VAPR PRESURE LOWERING	HUFF MCBA	51004	T L
1. E O N	K OH	30	2.6 X10-3 M	CC	FOTOMTR SOLUBLZTN PDMAB	KOLT STRI	49005	T L
1. E O N	K OH	30	2.7 X10-3 M	CC	FOTOMTR SOLUBLZTN OROT	KOLT STRI	49005	T L
. E O	K OH	50	2.05 X10-2 W	CB	VAPR PRESURE LOWERING	HUFF MCBA	51004	T L
4. E O I	K OH	50	2.0 X10-2 M	CC	SPECFC CONDCTNCE GRAPH	BRAD HUFF	48004	T L
4. E O I	K OH	70	2.2 X10-2 M	CC	SPECFC CONDCTNCE GRAPH	BRAD HUFF	48004	T L
4. E O I	K OH	90	3.1 X10-2 M	CC	SPECFC CONDCTNCE GRAPH	BRAD HUFF	48004	T L
1.87 E-2 M	K4 P207 PYRO	25	8.8 X10-3 M	DB	REFRACTIVE INDEX	KLEV	48005	T L
5.07 E-2 M	K4 P207 PYRO	25	6.9 X10-3 M	DC	REFRACTIVE INDEX	KLEV	48005	T L
7.42 E-2 M	K4 P207 PYRO	25	5.3 X10-3 M	DC	REFRACTIVE INDEX	KLEV	48005	T L
1.88 E-2 M	K2 S04	25	1.41 X10-2 M	DB	REFRACTIVE INDEX	KLEV	48005	T L
5.25 E-2 M	K2 S04	25	1.03 X10-2 M	DB	REFRACTIVE INDEX	KLEV	48005	T L
1.38 E O M	K2 S04	25	5.9 X10-3 M	DC	REFRACTIVE INDEX	KLEV	48005	T L
7.65 E-3 M	K2 S04	26	1.74 X10-2 M	DG	VISUAL SPCTR CHNGE PNCN	CORR HARK	47010	T L
1.76 E-2 M	K2 S04	26	1.33 X10-2 M	DG	VISUAL SPCTR CHNGE PNCN	CORR HARK	47010	T L
2.92 E-2 M	K2 S04	26	1.10 X10-2 M	DG	VISUAL SPCTR CHNGE PNCN	CORR HARK	47010	T L

Concentration units: A—mol %; B—vol % solvent; C—mol % surfactant mixture; D—wt/vol %; E—% saturation; H—wt % solvent; I—mol % surfactant; K—normality

counterions; M—molar; N—normal; P—wt %; Q—wt % surfactant; R—varied; S—mol/kg; T—wt % surfactant mixture; U—mol/dl or kg; W—molar; Y—atm. Details on page 222.



*Complete Table of Critical Micelle Concentration Values—Continued*

	Additives	Temp. °C	CMC	Qual. Mat. Meth.	Method	Authors	Reference	Source	Evaluation
4.66 E-2 M	K2 S04	26	9.12 X10-3 M	DG	VISUAL SPCTR CHNGE PNCN	CORR HARK	47010	T	L
6.57 E-2 M	K2 S04	26	7.70 X10-3 M	DG	VISUAL SPCTR CHNGE PNCN	CORR HARK	47010	T	L
1.04 E-1 M	K2 S04	26	5.94 X10-3 M	DG	VISUAL SPCTR CHNGE PNCN	CORR HARK	47010	T	L
1.42 E-1 M	K2 S04	26	4.84 X10-3 M	DG	VISUAL SPCTR CHNGE PNCN	CORR HARK	47010	T	L
1.87 E-1 M	K2 S04	26	4.25 X10-3 M	DG	VISUAL SPCTR CHNGE PNCN	CORR HARK	47010	T	L
1. E-1 N	K2 S04	50	1.1 X10-2 M	DD	FOTOMTR SOLUBLZTN PDMA	KOLT STRI	49005	T	L
5. E-1 N	K2 S04	50	4.5 X10-3 M	DC	FOTOMTR SOLUBLZTN PDMA	KOLT STRI	49005	T	L
. E 0	K2 S04	UNK			GRAPH DATA NOT RETRIEVED	DEMC	62037		R
4. E 2 I	NA CL	UNK	3.2 X10-1 D	DG	METHOD NOT CITED	DEMC	62037	T	L
			1.34 X10-2 M					M	
5.18 E-3 M	NA4 P207 PYRO	26	1.65 X10-2 M	DG	VISUAL SPCTR CHNGE PNCN	CORR HARK	47010	T	L
1.39 E-2 M	NA4 P207 PYRO	26	1.10 X10-2 M	DG	VISUAL SPCTR CHNGE PNCN	CORR HARK	47010	T	L
2.15 E-2 M	NA4 P207 PYRO	26	8.56 X10-3 M	DG	VISUAL SPCTR CHNGE PNCN	CORR HARK	47010	T	L
3.05 E-2 M	NA4 P207 PYRO	26	7.47 X10-3 M	DG	VISUAL SPCTR CHNGE PNCN	CORR HAR2	47010	T	L
4. E 2 I	NA2 S04	UNK	2.6 X10-1 D	DG	METHOD NOT CITED	DEMC	62037	T	L
			1.09 X10-2 M					M	
2.5 E-2 M	NA2 SI03 META	60	1.3 X10-2 M	HD	FOTOMTR SOLUBLZTN OROT	MERR GETT	48024	K	L
1.25 E-2 M	SI02/NA20=1.60	60	1.8 X10-2 M	HD	FOTOMTR SOLUBLZTN OROT	MERR GETT	48024	T	L
2.5 E-2 M	SI02/NA20 = 1.60	60	1.4 X10-2 M	HD	FOTOMTR SOLUBLZTN OROT	MERR GETT	48024	T	L
1.0 E 1	PH OF SOLUTION	UNK	2.5 X10-2 M	BG	METHOD NOT CITED	KLEV CARR	56001	T	L
1. E-5 M	PINACYANOL CL (DYE)	25.8	2.17 X10-2 M	DG	FOTOMTR SPCTR CHNGE PNCN	CORR KLEV	46010	T	L
1. E-4 M	PINACYANOL CL (DYE)	25.8	2.35 X10-2 M	DG	FOTOMTR SPCTR CHNGE PNCN	CORR KLEV	46010	T	L
	0001				SEE CMPD NMBR IN ADDITV	CORR HARK	46015		X
	0044	25			SEE CMPD NMBR IN ADDITV	SHIN	54005		X
	0090	25			SEE CMPD NMBR IN ADDITV	SHIN	54005		X
7.0 E 0 C	0090	UNK	2.39 X10-2 M	DG	VISUAL SPCTR CHNGE PNCN	CORR HARK	46015	G	L
1.18 E 1 C	0090	UNK	2.48 X10-2 M	DG	VISUAL SPCTR CHNGE PNCN	CORR HARK	46015	G	L
2.51 E 1 C	0090	UNK	2.71 X10-2 M	DG	VISUAL SPCTR CHNGE PNCN	CORR HARK	46015	G	L
2.79 E 1 C	0090	UNK	2.83 X10-2 M	DG	VISUAL SPCTR CHNGE PNCN	CORR HARK	46015	G	L
3.29 E 1 C	0090	UNK	2.92 X10-2 M	DG	VISUAL SPCTR CHNGE PNCN	CORR HARK	46015	G	L
3.95 E 1 C	0090	UNK	3.12 X10-2 M	DG	VISUAL SPCTR CHNGE PNCN	CORR HARK	46015	G	L
4.92 E 1 C	0090	UNK	3.41 X10-2 M	DG	VISUAL SPCTR CHNGE PNCN	CORR HARK	46015	G	L
5.67 E 1 C	0090	UNK	3.61 X10-2 M	DG	VISUAL SPCTR CHNGE PNCN	CORR HARK	46015	G	L
6.20 E 1 C	0090	UNK	3.83 X10-2 M	DG	VISUAL SPCTR CHNGE PNCN	CORR HARK	46015	G	L
6.90 E 1 C	0090	UNK	4.20 X10-2 M	DG	VISUAL SPCTR CHNGE PNCN	CORR HARK	46015	G	L
7.68 E 1 C	0090	UNK	4.82 X10-2 M	DG	VISUAL SPCTR CHNGE PNCN	CORR HARK	46015	G	L
8.14 E 1 C	0090	UNK	5.2 X10-2 M	DG	VISUAL SPCTR CHNGE PNCN	CORR HARK	46015	G	L
8.63 E 1 C	0090	UNK	5.9 X10-2 M	DG	VISUAL SPCTR CHNGE PNCN	CORR HARK	46015	G	L
9.32 E 1 C	0090	UNK	7.1 X10-2 M	DG	VISUAL SPCTR CHNGE PNCN	CORR HARK	46015	G	L
1.52 E 1 C	0092	25	1.4 X10-2 M	DD	REFRACTIVE INDEX	KLEV	48005	T	L
3.01 E 1 C	0092	25	1.1 X10-2 M	DD	REFRACTIVE INDEX	KLEV	48005	T	L
4.52 E 1 C	0092	25	1.0 X10-2 M	DD	REFRACTIVE INDEX	KLEV	48005	T	L
6.45 E 1 C	0092	25	7.8 X10-3 M	DD	REFRACTIVE INDEX	KLEV	48005	T	L
0.92 E-2 M	BUTANOL-1	10	2.46 X10-2 M	BG	VISUAL SPCTR CHNGE PNCN	SHIN	55004	T	L
2. E 0 I	K OH								
1.65 E-1 M	BUTANOL-1	10	2.22 X10-2 M	BG	VISUAL SPCTR CHNGE PNCN	SHIN	55004	T	L
2. E 0 I	K OH								
2.42 E-1 M	BUTANOL-1	10	1.95 X10-2 M	BG	VISUAL SPCTR CHNGE PNCN	SHIN	55004	T	L
2. E 0 I	K OH								
3.54 E-1 M	BUTANOL-1	10	1.58 X10-2 M	BG	VISUAL SPCTR CHNGE PNCN	SHIN	55004	T	L
2. E 0 I	K OH								
4.20 E-1 M	BUTANOL-1	10	1.21 X10-2 M	BG	VISUAL SPCTR CHNGE PNCN	SHIN	55004	T	L
2. E 0 I	K OH								
4.96 E-1 M	BUTANOL-1	10	1.00 X10-2 M	BG	VISUAL SPCTR CHNGE PNCN	SHIN	55004	T	L
2. E 0 I	K OH								
4.9 E-5 M	DECANOL-1	10	2.81 X10-2 M	BG	VISUAL SPCTR CHNGE PNCN	SHIN	55004	T	L
2. E 0 I	K OH								
8.1 E-5 M	DECANOL-1	10	2.76 X10-2 M	BG	VISUAL SPCTR CHNGE PNCN	SHIN	55004	T	L
2. E 0 I	K OH								
1.56 E-4 M	DECANOL-1	10	2.62 X10-2 M	BG	VISUAL SPCTR CHNGE PNCN	SHIN	55004	T	L
2. E 0 I	K OH								
4.01 E-1 M	ETHANOL	10	2.74 X10-2 M	BG	VISUAL SPCTR CHNGE PNCN	SHIN	55004	T	L
2. E 0 I	K OH								
7.62 E-1 M	ETHANOL	10	2.61 X10-2 M	BG	VISUAL SPCTR CHNGE PNCN	SHIN	55004	T	L
2. E 0 I	K OH								
1.14 E 0 M	ETHANOL	10	2.32 X10-2 M	BG	VISUAL SPCTR CHNGE PNCN	SHIN	55004	T	L
2. E 0 I	K OH								
1.67 E 0 M	ETHANOL	10	2.14 X10-2 M	BG	VISUAL SPCTR CHNGE PNCN	SHIN	55004	T	L
2. E 0 I	K OH								
2.24 E 0 M	ETHANOL	10	1.92 X10-2 M	BG	VISUAL SPCTR CHNGE PNCN	SHIN	55004	T	L
2. E 0 I	K OH								
7.1 E-3 M	HEXANOL-1	10	2.60 X10-2 M	BG	VISUAL SPCTR CHNGE PNCN	SHIN	55004	T	L
2. E 0 I	K OH								
9.3 E-3 M	HEXANOL-1	10	2.53 X10-2 M	BG	VISUAL SPCTR CHNGE PNCN	SHIN	55004	T	L
2. E 0 I	K OH								
1.31 E-2 M	HEXANOL-1	10	2.40 X10-2 M	BG	VISUAL SPCTR CHNGE PNCN	SHIN	55004	T	L
2. E 0 I	K OH								

Concentration units: A—mol %; B—vol % solvent; C—mol % surfactant mixture; D—wt/vol %; E—% saturation; H—wt % solvent; I—mol % surfactant; K—normality

counterions; M—molar; N—normal; P—wt %; Q—wt % surfactant; R—varied; S—mol/kg; T—wt % surfactant mixture; U—mol/(l or kg); W—molal; Y—atm. Details on page 222.

# Complete Table of Critical Micelle Concentration Values—Continued

	Additives	Temp. °C	CMC	Qual. Mat. Meth.	Method	Authors	Reference	Source	Evaluation
1.99	E-2 M HEXANOL-1	10	2.18 X10-2 M	BG	VISUAL SPCTR CHNGE PNCN	SHIN	55004	T L	
2.70	2. E O I K OH E-2 M HEXANOL-1	10	1.85 X10-2 M	BG	VISUAL SPCTR CHNGE PNCN	SHIN	55004	T L	
3.61	2. E O I K OH E-2 M HEXANOL-1	10	1.58 X10-2 M	BG	VISUAL SPCTR CHNGE PNCN	SHIN	55004	T L	
2.17	2. E O I K OH E-3 M HEPTANOL-1	10	2.73 X10-2 M	BG	VISUAL SPCTR CHNGE PNCN	SHIN	55004	T L	
4.12	2. E O I K OH E-3 M HEPTANOL-1	10	2.58 X10-2 M	BG	VISUAL SPCTR CHNGE PNCN	SHIN	55004	T L	
1.00	2. E O I K OH E-2 M HEPTANOL-1	10	1.88 X10-2 M	BG	VISUAL SPCTR CHNGE PNCN	SHIN	55004	T L	
1.	E-1 K K ION	UNK	1.37 X10-2 M	CB	SURFACE TENSION LOG PLOT	ROE BRAS	54013	T L	
4.	1.00 E 1 PH OF SOLUTION E O I K OH	0	2.8 X10-2 W	CD	FREEZING POINT	FINE MCBA	48011	T L	
4.	1.4 E-1 I N-HEXANE E-2 K NA CL	20	1.7 X10-2 M	BC	INTERFACIAL TENSION LOGM	V VO	60025	T L	
7.15	1.05 E 1 PH OF SOLUTION E-4 M OCTANOL-1	10	2.65 X10-2 M	BG	VISUAL SPCTR CHNGE PNCN	SHIN	55004	T L	
9.30	2. E O I K OH E-4 M OCTANOL-1	10	2.58 X10-2 M	BG	VISUAL SPCTR CHNGE PNCN	SHIN	55004	T L	
1.27	2. E O I K OH E-3 M OCTANOL-1	10	2.40 X10-2 M	BG	VISUAL SPCTR CHNGE PNCN	SHIN	55004	T L	
1.84	2. E O I K OH E-3 M OCTANOL-1	10	2.32 X10-2 M	BG	VISUAL SPCTR CHNGE PNCN	SHIN	55004	T L	
1.02	2. E O I K OH E-1 M PROPANOL-1	10	2.70 X10-2 M	BG	VISUAL SPCTR CHNGE PNCN	SHIN	55004	T L	
1.96	2. E O I K OH E-1 M PROPANOL-1	10	2.59 X10-2 M	BG	VISUAL SPCTR CHNGE PNCN	SHIN	55004	T L	
3.56	2. E O I K OH E-1 M PROPANOL-1	10	2.44 X10-2 M	BG	VISUAL SPCTR CHNGE PNCN	SHIN	55004	T L	
5.03	2. E O I K OH E-1 M PROPANOL-1	10	2.28 X10-2 M	BG	VISUAL SPCTR CHNGE PNCN	SHIN	55004	T L	
6.95	2. E O I K OH E-1 M PROPANOL-1	10	2.09 X10-2 M	BG	VISUAL SPCTR CHNGE PNCN	SHIN	55004	T L	
8.06	2. E O I K OH E-1 M PROPANOL-1	10	1.82 X10-2 M	BG	VISUAL SPCTR CHNGE PNCN	SHIN	55004	T L	
9.80	2. E O I K OH E-1 M PROPANOL-1	10	1.67 X10-2 M	BG	VISUAL SPCTR CHNGE PNCN	SHIN	55004	T L	
1.39	2. E O I K OH E-4 M NONANOL-1	10	2.79 X10-2 M	BG	VISUAL SPCTR CHNGE PNCN	SHIN	55004	T L	
2.70	2. E O I K OH E-4 M NONANOL-1	10	2.69 X10-2 M	BG	VISUAL SPCTR CHNGE PNCN	SHIN	55004	T L	
3.88	2. E O I K OH E-4 M NONANOL-1	10	2.61 X10-2 M	BG	VISUAL SPCTR CHNGE PNCN	SHIN	55004	T L	
	2. E O I K OH 0296	25			SEE CMPD NMBR IN ADDITV	SHIN	54005		X
	2. E O I K OH 0297	25			SEE CMPD NMBR IN ADDITV	SHIN	54003		X
2.76	2. E O I K OH E-2 M 3-METHYL BUTANOL-1	10	2.67 X10-2 M	BG	VISUAL SPCTR CHNGE PNCN	SHIN	55004	T L	
6.20	2. E O I K OH E-2 M 3-METHYL BUTANOL-1	10	2.31 X10-2 M	BG	VISUAL SPCTR CHNGE PNCN	SHIN	55004	T L	
1.02	2. E O I K OH E-1 M 3-METHYL BUTANOL-1	10	1.91 X10-2 M	BG	VISUAL SPCTR CHNGE PNCN	SHIN	55004	T L	
1.38	2. E O I K OH E-1 M 3-METHYL BUTANOL-1	10	1.61 X10-2 M	BG	VISUAL SPCTR CHNGE PNCN	SHIN	55004	T L	
1.71	2. E O I K OH E-1 M 3-METHYL BUTANOL-1	10	1.45 X10-2 M	BG	VISUAL SPCTR CHNGE PNCN	SHIN	55004	T L	
	0044	25			SEE CMPD NMBR IN ADDITV	SHIN	54003		X
	0090				SEE CMPD NMBR IN ADDITV	SHIN	54003		X
	0090	25			SEE CMPD NMBR IN ADDITV	SHIN	54003		X

217 ENTRIES FOR COMPOUND

COMPOUND NO =	92	MOL WGT -	266.5	POTASSIUM TETRADECANOATE					
			47005	VALUES FRM REF IN CMC	KLEV	48005		R	
		25	6.3 X10-3 M	CG VISUAL SPCTR CHNGE PNCN	KLEV	50003	T L		
		25.6	6.0 X10-3 M	DG FOTOMTR SPCTR CHNGE PNCN	CORR HARK	46002	T L		
		25.8	6.4 X10-3 M	DG FOTOMTR SPCTR CHNGE PNCN	CORR KLEV	46010	T L		
		25.6	6.4 X10-3 M	DG FOTOMTR SPCTR CHNGE PNCN	KLEV	47004	T L		
		25	5.9 X10-3 M	DG VISUAL SPCTR CHNGE PNCN	HERZ	52015	T L		
		25	6.6 X10-3 M	DC REFRACTIVE INDEX	KLEV	47005	T L		
		25	5.8 X10-3 M	BG UNSPEC SPCTR CHNG PNCN	KLEV	58011	T L		
		30	7.0 X10-3 M	DB FOTOMTR SOLUBLZTN PDMAB	KOLT STRI	48016	T L		
		35.8	5.7 X10-3 M	DG FOTOMTR SPCTR CHNGE PNCN	CORR HARK	46002	T L		

Concentration units: A—mol %; B—vol % solvent; C—mol % surfactant mixture; counterions; M—molar; N—normal; P—wt %; Q—wt % surfactant; R—varied; S—mol/kg; D—wt/vol %; E—% saturation; H—wt % solvent; I—mol % surfactant; K—normality; T—wt % surfactant mixture; U—mol/(l or kg); W—molar; Y—atm. Details on page 222.



*Complete Table of Critical Micelle Concentration Values—Continued*

Additives			Temp. °C	CMC		Qual. Mat. Meth.	Method	Authors	Reference	Source	Evaluation
			35.8	5.7	X10-3 M	DG	FOTOMTR SPCTR CHNGE PNCN	KLEV	47004	T	L
			35	7.0	X10-3 M	DC	REFRACTIVE INDEX	KLEV	47005	T	L
			45.0	5.5	X10-3 M	DG	FOTOMTR SPCTR CHNGE PNCN	KLEV	47004	T	L
			45	7.4	X10-3 M	DC	REFRACTIVE INDEX	KLEV	47005	T	L
			50	7.2	X10-3 M	DB	FOTOMTR SOLUBLZTN PDMAB	KOLT STRI	48016	T	L
			50	5.1	X10-3 M	DE	FOTOMTR SOLUBLZTN PDMAB	KOLT JOHN	46006	T	L
			50	48016			VALUES FRM REF IN CMC	KOLT STRI	49005		R
			55.0	5.5	X10-3 M	DG	FOTOMTR SPCTR CHNGE PNCN	KLEV	47004	T	L
			55	7.9	X10-3 M	DC	REFRACTIVE INDEX	KLEV	47005	T	L
			65	8.6	X10-3 M	DC	REFRACTIVE INDEX	KLEV	47005	T	L
			UNK	3.1	X10-3 M	DE	ELECTROMOTIVE FORCE	CARR JOHN	47013	T	L
			UNK	5.1	X10-3 M	DE	FOTOMTR SOLUBLZTN PDMAB	CARR JOHN	47013	T	L
			UNK	6.4	X10-3 M	DG	VISUAL SPCTR CHNGE PNCN	CORR HARK	46015	G	L
			UNK	6.6	X10-3 M	DG	METHOD NOT CITED	ARRI PATT	53003	T	L
8.	E-3 P	BENZENE	25	6.2	X10-3 M	CG	VISUAL SPCTR CHNGE PNCN	KLEV	50003	G	L
1.5	E-2 P	BENZENE	25	6.1	X10-3 M	CG	VISUAL SPCTR CHNGE PNCN	KLEV	50003	G	L
2.7	E-2 P	BENZENE	25	6.1	X10-3 M	CG	FOTOMTR SPCTR CHNGE PNCN	KLEV	50003	G	L
4.0	E-2 P	BENZENE	25	6.0	X10-3 M	CG	VISUAL SPCTR CHNGE PNCN	KLEV	50003	G	L
5.4	E-2 P	BENZENE	25	5.9	X10-3 M	CG	VISUAL SPCTR CHNGE PNCN	KLEV	50003	G	L
6.1	E-2 P	BENZENE	25	5.9	X10-3 M	CG	FOTOMTR SPCTR CHNGE PNCN	KLEV	50003	G	L
8.5	E-2 P	BENZENE	25	5.7	X10-3 M	CG	VISUAL SPCTR CHNGE PNCN	KLEV	50003	G	L
8.7	E-2 P	BENZENE	25	5.9	X10-3 M	CG	VISUAL SPCTR CHNGE PNCN	KLEV	50003	G	L
1.04	E-1 P	BENZENE	25	5.6	X10-3 M	CG	FOTOMTR SPCTR CHNGE PNCN	KLEV	50003	G	L
1.08	E-1 P	BENZENE	25	5.7	X10-3 M	CG	VISUAL SPCTR CHNGE PNCN	KLEV	50003	G	L
1.31	E-1 P	BENZENE	25	5.6	X10-3 M	CG	VISUAL SPCTR CHNGE PNCN	KLEV	50003	G	L
1.55	E-1 P	BENZENE	25	5.4	X10-3 M	CG	VISUAL SPCTR CHNGE PNCN	KLEV	50003	G	L
1.82	E-1 P	BENZENE	25	5.2	X10-3 M	CG	FOTOMTR SPCTR CHNGE PNCN	KLEV	50003	G	L
2.20	E-1 P	BENZENE	25	5.1	X10-3 M	CG	VISUAL SPCTR CHNGE PNCN	KLEV	50003	TG	L
2.81	E-1 P	BENZENE	25	5.1	X10-3 M	CG	VISUAL SPCTR CHNGE PNCN	KLEV	50003	G	L
3.35	E-1 P	BENZENE	25	4.9	X10-3 M	CG	VISUAL SPCTR CHNGE PNCN	KLEV	50003	G	L
3.93	E-1 P	BENZENE	25	5.1	X10-3 M	CG	VISUAL SPCTR CHNGE PNCN	KLEV	50003	G	L
5.	E-2 N	K CL	50	5.3	X10-3 M	DB	FOTOMTR SOLUBLZTN PDMAB	KOLT STRI	49005	T	L
5.	E-1 N	K CL	50	1.5	X10-3 M	DD	FOTOMTR SOLUBLZTN PDMAB	KOLT STRI	49005	T	L
2.	E O I	K OH	18	7.04	X10-3 M	BG	VISUAL SPCTR CHNGE PNCN	SHIN	55004	T	L
2.	E O I	K OH	25	7.	X10-3 M	BG	VISUAL SPCTR CHNGE PNCN	SHIN	54005	G	L
4.	E O I	K OH	25	6.	X10-3 W	CG	VISUAL SPCTR CHNGE RHD6	FINE MCBA	48011	T	L
.	E O	K OH	30	4.	X10-3 W	CE	VAPR PRESURE LOWERING	HUFF MCBA	51004	T	L
.	E O	K OH	50	5.	X10-3 W	CE	VAPR PRESURE LOWERING	HUFF MCBA	51004	T	L
1.	E-3 N	K OH	UNK	7.	X10-3 M	BG	METHOD NOT CITED	KLEV CARR	56001	T	L
1.	E-2 N	K OH	UNK	6.	X10-3 M	BG	METHOD NOT CITED	KLEV CARR	56001	T	L
1.	E-1 N	K OH	UNK	4.5	X10-3 M	BG	METHOD NOT CITED	KLEV CARR	56001	T	L
1.0	E 1	PH OF SOLUTION	UNK	7.0	X10-3 M	BG	METHOD NOT CITED	KLEV CARR	56001	T	L
		0001					SEE CMPD NMBR IN ADDITV	KLEV	48005		X
	E 0	0001					GRAPH DATA NOT RETRIEVED	KLEV	46007		R
		0001	UNK				SEE CMPD NMBR IN ADDITV	CORR HARK	46015		X
	E 0	0040					GRAPH DATA NOT RETRIEVED	KLEV	46007		R
	E 0	0044					GRAPH DATA NOT RETRIEVED	KLEV	46007		R
		0044	25				SEE CMPD NMBR IN ADDITV	SHIN	54005		X
		0090					SEE CMPD NMBR IN ADDITV	KLEV	48005		X
		0090	25				SEE CMPD NMBR IN ADDITV	SHIN	54005		X
		0091					SEE CMPD NMBR IN ADDITV	KLEV	48005		X
	E 0	0091					GRAPH DATA NOT RETRIEVED	KLEV	46007		R
		0188	25				SEE CMPD NMBR IN ADDITV	SHIN	54005		X
1.9	E 1 C	0372	UNK	8.	X10-3 M	DG	METHOD NOT CITED	ARRI PATT	53003	G	L
3.0	E 1 C	0372	UNK	8.2	X10-3 M	DG	METHOD NOT CITED	ARRI PATT	53003	G	L
5.6	E 1 C	0372	UNK	1.3	X10-2 M	DG	METHOD NOT CITED	ARRI PATT	53003	G	L
8.5	E 1 C	0372	UNK	2.1	X10-2 M	DG	METHOD NOT CITED	ARRI PATT	53003	G	L
9.4	E 1 C	0372	UNK	2.9	X10-2 M	DG	METHOD NOT CITED	ARRI PATT	53003	G	L
1.20	E-1 M	BUTANOL-1	18	5.70	X10-3 M	BG	VISUAL SPCTR CHNGE PNCN	SHIN	55004	T	L
2.	E O I	K OH									
2.02	E-1 M	BUTANOL-1	18	4.75	X10-3 M	BG	VISUAL SPCTR CHNGE PNCN	SHIN	55004	T	L
2.	E O I	K OH									
3.18	E-1 M	BUTANOL-1	18	3.68	X10-3 M	BG	VISUAL SPCTR CHNGE PNCN	SHIN	55004	T	L
2.	E O I	K OH									
3.92	E-1 M	BUTANOL-1	18	3.02	X10-3 M	BG	VISUAL SPCTR CHNGE PNCN	SHIN	55004	T	L
2.	E O I	K OH									
4.48	E-1 M	BUTANOL-1	18	2.59	X10-3 M	BG	VISUAL SPCTR CHNGE PNCN	SHIN	55004	T	L
2.	E O I	K OH									
4.5	E-5 M	DECANOL-1	18	6.78	X10-3 M	BG	VISUAL SPCTR CHNGE PNCN	SHIN	55004	T	L
2.	E O I	K OH									
8.9	E-5 M	DECANOL-1	18	6.10	X10-3 M	BG	VISUAL SPCTR CHNGE PNCN	SHIN	55004	T	L
2.	E O I	K OH									
1.91	E-4 M	DECANOL-1	18	5.76	X10-3 M	BG	VISUAL SPCTR CHNGE PNCN	SHIN	55004	T	L
2.	E O I	K OH									
5.5	E-1 M	ETHANOL	18	6.51	X10-3 M	BG	VISUAL SPCTR CHNGE PNCN	SHIN	55004	T	L
2.	E O I	K OH									

Concentration units: A—mol %; B—vol % solvent; C—mol % surfactant mixture; D—wt/vol %; E—% saturation; H—wt % solvent; I—mol % surfactant; K—normality

counterions; M—molar; N—normal; P—wt %; Q—wt % surfactant; R—varied; S—mol/kg; T—wt % surfactant mixture; U—mol/(l or kg); W—molar; Y—atm. Details on page 222.

*Complete Table of Critical Micelle Concentration Values – Continued*

Additives	Temp. °C	CMC	Qual. Mat. Meth.	Method	Authors	Reference	Source	Evaluation
1.00 E O M ETHANOL	18	5.98 X10 <sup>-3</sup> M	BG	VISUAL SPCTR CHNGE PNCN	SHIN	55004	T	L
2. E O I K OH								
1.74 E O M ETHANOL	18	5.1 X10 <sup>-3</sup> M	BG	VISUAL SPCTR CHNGE PNCN	SHIN	55004	T	L
2. E O I K OH								
2.44 E O M ETHANOL	18	4.52 X10 <sup>-3</sup> M	BG	VISUAL SPCTR CHNGE PNCN	SHIN	55004	T	L
2. E O I K OH								
2.96 E O M ETHANOL	18	3.97 X10 <sup>-3</sup> M	BG	VISUAL SPCTR CHNGE PNCN	SHIN	55004	T	L
2. E O I K OH								
1.07 E-2 M HEXANOL-1	18	5.64 X10 <sup>-3</sup> M	BG	VISUAL SPCTR CHNGE PNCN	SHIN	55004	T	L
2. E O I K OH								
1.59 E-2 M HEXANOL-1	18	5.08 X10 <sup>-3</sup> M	BG	VISUAL SPCTR CHNGE PNCN	SHIN	55004	T	L
2. E O I K OH								
2.18 E-2 M HEXANOL-1	18	4.58 X10 <sup>-3</sup> M	BG	VISUAL SPCTR CHNGE PNCN	SHIN	55004	T	L
2. E O I K OH								
3.08 E-2 M HEXANOL-1	18	3.90 X10 <sup>-3</sup> M	BG	VISUAL SPCTR CHNGE PNCN	SHIN	55004	T	L
2. E O I K OH								
2.50 E-3 M HEPTANOL-1	18	5.91 X10 <sup>-3</sup> M	BG	VISUAL SPCTR CHNGE PNCN	SHIN	55004	T	L
2. E O I K OH								
5.52 E-3 M HEPTANOL-1	18	5.09 X10 <sup>-3</sup> M	BG	VISUAL SPCTR CHNGE PNCN	SHIN	55004	T	L
2. E O I K OH								
8.66 E-3 M HEPTANOL-1	18	4.03 X10 <sup>-3</sup> M	BG	VISUAL SPCTR CHNGE PNCN	SHIN	55004	T	L
2. E O I K OH								
1. E-3 N K OH	UNK	5.5 X10 <sup>-3</sup> M	BG	METHOD NOT CITED	KLEV CARR	56001	T	L
5. E-2 N K CL								
1. E-3 N K OH	UNK	4.5 X10 <sup>-3</sup> M	BG	METHOD NOT CITED	KLEV CARR	56001	T	L
1. E-1 N K CL								
1. E-3 N K OH	UNK	3. X10 <sup>-3</sup> M	BG	METHOD NOT CITED	KLEV CARR	56001	T	L
2. E-1 N K CL								
1. E-3 N K OH	UNK	1.5 X10 <sup>-3</sup> M	BG	METHOD NOT CITED	KLEV CARR	56001	T	L
5. E-1 N K CL								
1. E-3 N K OH	UNK	8. X10 <sup>-4</sup> M	BG	METHOD NOT CITED	KLEV CARR	56001	T	L
1. E O N K CL								
5.5 E-4 M OCTANOL-1	18	6.47 X10 <sup>-3</sup> M	BG	VISUAL SPCTR CHNGE PNCN	SHIN	55004	T	L
2. E O I K OH								
1.11 E-3 M OCTANOL-1	18	5.82 X10 <sup>-3</sup> M	BG	VISUAL SPCTR CHNGE PNCN	SHIN	55004	T	L
2. E O I K OH								
1.39 E-3 M OCTANOL-1	18	5.36 X10 <sup>-3</sup> M	BG	VISUAL SPCTR CHNGE PNCN	SHIN	55004	T	L
2. E O I K OH								
2.45 E-3 M OCTANOL-1	18	4.80 X10 <sup>-3</sup> M	BG	VISUAL SPCTR CHNGE PNCN	SHIN	55004	T	L
2. E O I K OH								
3.08 E-1 M PROPANOL-1	18	5.94 X10 <sup>-3</sup> M	BG	VISUAL SPCTR CHNGE PNCN	SHIN	55004	T	L
2. E O I K OH								
5.84 E-1 M PROPANOL-1	18	5.26 X10 <sup>-3</sup> M	BG	VISUAL SPCTR CHNGE PNCN	SHIN	55004	T	L
2. E O I K OH								
7.28 E-1 M PROPANOL-1	18	4.71 X10 <sup>-3</sup> M	BG	VISUAL SPCTR CHNGE PNCN	SHIN	55004	T	L
2. E O I K OH								
8.80 E-1 M PROPANOL-1	18	4.18 X10 <sup>-3</sup> M	BG	VISUAL SPCTR CHNGE PNCN	SHIN	55004	T	L
2. E O I K OH								
1.07 E O M PROPANOL-1	18	3.52 X10 <sup>-3</sup> M	BG	VISUAL SPCTR CHNGE PNCN	SHIN	55004	T	L
2. E O I K OH								
1.25 E O M PROPANOL-1	18	2.97 X10 <sup>-3</sup> M	BG	VISUAL SPCTR CHNGE PNCN	SHIN	55004	T	L
2. E O I K OH								
1.65 E-4 M NONANOL-1	18	6.62 X10 <sup>-3</sup> M	BG	VISUAL SPCTR CHNGE PNCN	SHIN	55004	T	L
2. E O I K OH								
3.08 E-4 M NONANOL-1	18	6.17 X10 <sup>-3</sup> M	BG	VISUAL SPCTR CHNGE PNCN	SHIN	55004	T	L
2. E O I K OH								
4.41 E-4 M NONANOL-1	18	5.90 X10 <sup>-3</sup> M	BG	VISUAL SPCTR CHNGE PNCN	SHIN	55004	T	L
2. E O I K OH								
6.82 E-4 M NONANOL-1	18	5.55 X10 <sup>-3</sup> M	BG	VISUAL SPCTR CHNGE PNCN	SHIN	55004	T	L
2. E O I K OH								
0296	25			SEE CMPD NMBR IN ADDITV	SHIN	54005		X
2. E O I K OH								
5.95 E-2 M 3-METHYL BUTANOL-1	18	5.12 X10 <sup>-3</sup> M	BG	VISUAL SPCTR CHNGE PNCN	SHIN	55004	T	L
2. E O I K OH								
9.7 E-2 M 3-METHYL BUTANOL-1	18	4.17 X10 <sup>-3</sup> M	BG	VISUAL SPCTR CHNGE PNCN	SHIN	55004	T	L
2. E O I K OH								
1.29 E-1 M 3-METHYL BUTANOL-1	18	3.48 X10 <sup>-3</sup> M	BG	VISUAL SPCTR CHNGE PNCN	SHIN	55004	T	L
2. E O I K OH								
1.83 E-1 M 3-METHYL BUTANOL-1	18	2.64 X10 <sup>-3</sup> M	BG	VISUAL SPCTR CHNGE PNCN	SHIN	55004	T	L
2. E O I K OH								
0090				SEE CMPD NMBR IN ADDITV	SHIN	54003		X

113 ENTRIES FOR COMPOUND

COMPOUND NO = 93 MOL WGT - 252.2 OCTYL TRIMETHYL AMMONIUM BROMIDE

20	2.82 X10 <sup>-1</sup> M	BB	INTERFACIAL TENSION LOGM	HAYD TAYL	62004	L	L
25	1.4 X10 <sup>-1</sup> M	CD	REFRACTIVE INDEX	KLEV	48005	T	L

Concentration units: A – mol %; B – vol % solvent; C – mol % surfactant mixture; D – wt/vol %; E – % saturation; H – wt % solvent; I – mol % surfactant; K – normality

counterions; M – molar; N – normal; P – wt %; Q – wt % surfactant; R – varied; S – mol/kg; T – wt % surfactant mixture; U – mol/(l or kg); W – molar; Y – atm. Details on page 222.



*Complete Table of Critical Micelle Concentration Values—Continued*

Additives		Temp. °C	CMC		Qual. Mat. Meth.	Method	Authors	Reference	Source	Evaluation
		25	1.3	X10-1 M	CE	EQUIV CONDUCTNCE GRAPH	SCOT TART	43003	K	L
		30	2.24	X10-1 M	CC	TURBIDITY PLT LITE SCATR	TRAP HERM	55009	T	L
		40	1.5	X10-1 M	CE	EQUIV CONDUCTNCE GRAPH	SCOT TART	43003	K	L
		60	1.3	X10-1 M	CE	EQUIV CONDUCTNCE GRAPH	SCOT TART	43003	K	L
1.25 E-2 M	K BR	30	2.26	X10-1 M	CC	TURBIDITY PLT LITE SCATR	TRAP HERM	55009	T	L
2.5 E-2 M	K BR	30	2.20	X10-1 M	CC	TURBIDITY PLT LITE SCATR	TRAP HERM	55009	T	L
1.0 E-1 M	NA CL	20	2.69	X10-1 M	BB	INTERFACIAL TENSION LOGM	HAYD TAYL	62004	L	L
2.5 E-1 M	NA CL	20	2.54	X10-1 M	BB	INTERFACIAL TENSION LOGM	HAYD TAYL	62004	L	L
5.0 E-1 M	NA CL	20	2.34	X10-1 M	BB	INTERFACIAL TENSION LOGM	HAYD TAYL	62004	L	L
11 ENTRIES FOR COMPOUND										
COMPOUND NO = 94			MOL WGT -		266.3	NONYL TRIMETHYL AMMONIUM BROMIDE				
		30	1.43	X10-1 M	CC	TURBIDITY PLT LITE SCATR	TRAP HERM	55009	T	L
1.25 E-2 M	K BR	30	1.40	X10-1 M	CC	TURBIDITY PLT LITE SCATR	TRAP HERM	55009	T	L
2 ENTRIES FOR COMPOUND										
COMPOUND NO = 95			MOL WGT -		280.3	DECYL TRIMETHYL AMMONIUM BROMIDE				
			49006			VALUES FRM REF IN CMC	CORR HARK	46004		R
			47006			VALUES FRM REF IN CMC	CORR HARK	46005		R
		25	6.8	X10-2 M	CC	REFRACTIVE INDEX	KLEV	48005	T	L
		25	6.5	X10-2 M	XB	UNSPECIFIED CONDUCTANCE	KLEV	53010	T	L
		25	7.0	X10-2 W	CC	EQUIV CONDUCTNCE GRAPH	SCOT TART	43003	P	L
		25	6.46	X10-2 W	BA	SPECFC CONDUCTNCE GRAPH	TUDD ALEX	62035	T	2
		26	6.43	X10-2 M	BG	VISUAL SPCTR CHNGE SKYB	CORR HARK	47006	T	L
		26	6.35	X10-2 M	BG	VISUAL SPCTR CHNGE EOSN	CORR HARK	47006	T	L
		26	6.10	X10-2 M	BG	VISUAL SPCTR CHNGE FL	CORR HARK	47006	T	L
		26	6.02	X10-2 M	BG	VISUAL SPCTR CHNGE INPX	CORR HARK	47006	T	L
		26	6.36	X10-2 M	BG	VISUAL SPCTR CHNGE	CORR HARK	47010	T	L
		30	6.3	X10-2 M	CC	TURBIDITY PLT LITE SCATR	TRAP HERM	55009	T	L
		40	7.0	X10-2 W	CC	EQUIV CONDUCTNCE GRAPH	SCOT TART	43003	P	L
		60	7.5	X10-2 M	CC	REFRACTIVE INDEX	KLEV	48005	T	L
		60	8.0	X10-2 W	CC	EQUIV CONDUCTNCE GRAPH	SCOT TART	43003	P	L
		UNK	7.00	X10-2 M	BC	DEBYE PLT LIGHT SCATTER	DEBY	49001	T	L
		UNK	6.4	X10-2 M	CG	VISUAL SPCTR CHNGE SKYB	HARK MITT	49006	G	L
		UNK	6.86	X10-2 M	BC	METHOD NOT CITED	WASI HUBB	64043	T	L
2.15 E-2 M	BA CL2	26	5.84	X10-2 M	BG	VISUAL SPCTR CHNGE	CORR HARK	47010	T	L
5.64 E-2 M	BA CL2	26	5.11	X10-2 M	BG	VISUAL SPCTR CHNGE	CORR HARK	47010	T	L
1.00 E-1 M	BA CL2	26	4.54	X10-2 M	BG	VISUAL SPCTR CHNGE	CORR HARK	47010	T	L
1.43 E-1 M	BA CL2	26	3.88	X10-2 M	BG	VISUAL SPCTR CHNGE	CORR HARK	47010	T	L
2.42 E-1 M	BA CL2	26	3.29	X10-2 M	BG	VISUAL SPCTR CHNGE	CORR HARK	47010	T	L
1.9 E-1 M	BUTANOL-1	UNK	4.5	X10-2 M	CG	VISUAL SPCTR CHNGE SKYB	HARK MITT	49006	G	L
3.9 E-1 M	BUTANOL-1	UNK	3.0	X10-2 M	CG	VISUAL SPCTR CHNGE SKYB	HARK MITT	49006	G	L
5.4 E-1 M	BUTANOL-1	UNK	2.1	X10-2 M	CG	VISUAL SPCTR CHNGE SKYB	HARK MITT	49006	G	L
3.8 E-1 M	DIOXANE	UNK	6.5	X10-2 M	CG	VISUAL SPCTR CHNGE SKYB	HARK MITT	49006	G	L
9.6 E-1 M	DIOXANE	UNK	6.7	X10-2 M	CG	VISUAL SPCTR CHNGE SKYB	HARK MITT	49006	G	L
1.96 E 0 M	DIOXANE	UNK	6.9	X10-2 M	CG	VISUAL SPCTR CHNGE SKYB	HARK MITT	49006	G	L
1.25 E-1 M	ETHYLENE GLYCOL	UNK	6.4	X10-2 M	CG	VISUAL SPCTR CHNGE SKYB	HARK MITT	49006	G	L
1.38 E 0 M	ETHYLENE GLYCOL	UNK	6.5	X10-2 M	CG	VISUAL SPCTR CHNGE SKYB	HARK MITT	49006	G	L
2.83 E 0 M	ETHYLENE GLYCOL	UNK	6.6	X10-2 M	CG	VISUAL SPCTR CHNGE SKYB	HARK MITT	49006	G	L
1.21 E 0 M	ETHANOL	UNK	6.4	X10-2 M	CG	VISUAL SPCTR CHNGE SKYB	HARK MITT	49006	G	L
2.29 E 0 M	ETHANOL	UNK	5.6	X10-2 M	CG	VISUAL SPCTR CHNGE SKYB	HARK MITT	49006	G	L
3.08 E 0 M	ETHANOL	UNK	5.5	X10-2 M	CG	VISUAL SPCTR CHNGE SKYB	HARK MITT	49006	G	L
3.63 E 0 M	ETHANOL	UNK	5.7	X10-2 M	CG	VISUAL SPCTR CHNGE SKYB	HARK MITT	49006	G	L
4.08 E 0 M	ETHANOL	UNK	5.8	X10-2 M	CG	VISUAL SPCTR CHNGE SKYB	HARK MITT	49006	G	L
4.62 E 0 M	ETHANOL	UNK	6.0	X10-2 M	CG	VISUAL SPCTR CHNGE SKYB	HARK MITT	49006	G	L
1.25 E-2 M	K BR	30	5.9	X10-2 M	CC	TURBIDITY PLT LITE SCATR	TRAP HERM	55009	T	L
2.5 E-2 M	K BR	30	5.0	X10-2 M	CC	TURBIDITY PLT LITE SCATR	TRAP HERM	55009	T	L
5.0 E-2 M	K BR	30	4.5	X10-2 M	CC	TURBIDITY PLT LITE SCATR	TRAP HERM	55009	T	L
1.30 E-2 M	K BR	UNK	6.72	X10-2 M	BC	DEBYE PLT LIGHT SCATTER	DEBY	49001	T	L
1.4 E-1 M	METHANOL	UNK	6.3	X10-2 M	CG	VISUAL SPCTR CHNGE SKYB	HARK MITT	49006	G	L
2.9 E-1 M	METHANOL	UNK	6.1	X10-2 M	CG	VISUAL SPCTR CHNGE SKYB	HARK MITT	49006	G	L
3.6 E-1 M	METHANOL	UNK	5.9	X10-2 M	CG	VISUAL SPCTR CHNGE SKYB	HARK MITT	49006	G	L
8.8 E-1 M	METHANOL	UNK	5.9	X10-2 M	CG	VISUAL SPCTR CHNGE SKYB	HARK MITT	49006	G	L
1.88 E 0 M	METHANOL	UNK	6.3	X10-2 M	CG	VISUAL SPCTR CHNGE SKYB	HARK MITT	49006	G	L
2.88 E 0 M	METHANOL	UNK	6.5	X10-2 M	CG	VISUAL SPCTR CHNGE SKYB	HARK MITT	49006	G	L
4.04 E 0 M	METHANOL	UNK	6.8	X10-2 M	CG	VISUAL SPCTR CHNGE SKYB	HARK MITT	49006	G	L
5.86 E 0 M	METHANOL	UNK	8.2	X10-2 M	CG	VISUAL SPCTR CHNGE SKYB	HARK MITT	49006	G	L
7. E-2 M	NA CL	20	6.30	X10-2 M	BB	INTERFACIAL TENSION LOGM	HAYD TAYL	62004	L	L
1.0 E-1 M	NA CL	20	5.95	X10-2 M	BB	INTERFACIAL TENSION LOGM	HAYD TAYL	62004	L	L
2.5 E-1 M	NA CL	20	4.62	X10-2 M	BB	INTERFACIAL TENSION LOGM	HAYD TAYL	62004	L	L
5.0 E-1 M	NA CL	20	3.54	X10-2 M	BB	INTERFACIAL TENSION LOGM	HAYD TAYL	62004	L	L
4.96 E-2 M	NA CL	26	5.69	X10-2 M	BG	VISUAL SPCTR CHNGE	CORR HARK	47010	T	L
1.32 E-1 M	NA CL	26	5.05	X10-2 M	BG	VISUAL SPCTR CHNGE	CORR HARK	47010	T	L
2.19 E-1 M	NA CL	26	4.38	X10-2 M	BG	VISUAL SPCTR CHNGE	CORR HARK	47010	T	L

Concentration units: A—mol %; B—vol % solvent; C—mol % surfactant mixture; D—wt/vol %; E—% saturation; H—wt % solvent; I—mol % surfactant; K—normality

counterions; M—molar; N—normal; P—wt %; Q—wt % surfactant; R—varied; S—mol/kg; T—wt % surfactant mixture; U—mol/(l or kg); W—molal; Y—atm. Details on page 222.

*Complete Table of Critical Micelle Concentration Values—Continued*

Additives		Temp. °C	CMC	Qual. Mat. Meth.	Method	Authors	Reference	Source	Evaluation
3.22 E-1 M	NA CL	26	3.70 X10-2 M	BG	VISUAL SPCTR CHNGE	CORR HARK	47010	T	L
5.65 E-1 M	NA CL	26	3.15 X10-2 M	BG	VISUAL SPCTR CHNGE	CORR HARK	47010	T	L
4.3 E-1 M	PROPANOL-1	UNK	5.1 X10-2 M	CG	VISUAL SPCTR CHNGE SKYB	HARK MITT	49006	G	L
9.4 E-1 M	PROPANOL-1	UNK	3.9 X10-2 M	CG	VISUAL SPCTR CHNGE SKYB	HARK MITT	49006	G	L
1.46 E 0 M	PROPANOL-1	UNK	3.1 X10-2 M	CG	VISUAL SPCTR CHNGE SKYB	HARK MITT	49006	G	L
2.04 E 0 M	PROPANOL-1	UNK	2.1 X10-2 M	CG	VISUAL SPCTR CHNGE SKYB	HARK MITT	49006	G	L
2.37 E 0 M	PROPANOL-1	UNK	1.9 X10-2 M	CG	VISUAL SPCTR CHNGE SKYB	HARK MITT	49006	G	L
5.00 E 2 Y	PRESSURE	25	6.70 X10-2 W	BA	SPECFC CONDUCTNCE GRAPH	TUDD ALEX	62035	T	3
1.000E 3 Y	PRESSURE	25	6.70 X10-2 W	BA	SPECFC CONDUCTNCE GRAPH	TUDD ALEX	62035	T	3
1.500E 3 Y	PRESSURE	25	6.50 X10-2 W	BA	SPECFC CONDUCTNCE GRAPH	TUDD ALEX	62035	T	3
3.000E 3 Y	PRESSURE	25	5.56 X10-2 W	BA	SPECFC CONDUCTNCE GRAPH	TUDD ALEX	62035	T	3
68 ENTRIES FOR COMPOUND									
COMPOUND NO = 96 MOL WGT - 294.3 UNDECYL TRIMETHYL AMMONIUM BROMIDE									
		30	3.6 X10-2 M	CC	TURBIDITY PLT LITE SCATR	TRAP HERM	55009	T	L
1.25 E-2 M	K BR	30	3.1 X10-2 M	CC	TURBIDITY PLT LITE SCATR	TRAP HERM	55009	T	L
2.5 E-2 M	K BR	30	2.7 X10-2 M	CC	TURBIDITY PLT LITE SCATR	TRAP HERM	55009	T	L
3 ENTRIES FOR COMPOUND									
COMPOUND NO = 97 MOL WGT - 308.4 DODECYL TRIMETHYL AMMONIUM BROMIDE									
		01.0	1.6 X10-2 M	BD	SURFACE TENSION LOG PLOT	SCHI	63026	L	L
		UN	1.48 X10-2 M	BC	METHOD NOT CITED	WASI HUBB	64043	T	L
		10.0	1.5 X10-2 M	BD	SURFACE TENSION LOG PLOT	SCHI	63026	L	L
		20	1.59 X10-2 M	BB	INTERFACIAL TENSION LOGM	HAYD PHIL	58012	L	D
		25	4.48 X10-1 D	BB	TURBIDITY PLT LITE SCATR	ANAC JOHN	64017	K	D
			1.452X10-2 M					M	
		25	1.44 X10-2 N	BA	EQUIV CONDUCTNCE GRAPH	VOEK TART	55006	T	D
		25	1.64 X10-2 M	CC	REFRACTIVE INDEX	KLEV	48005	T	L
		25	1.40 X10-2 M	BC	SURFACE TENSION LOG PLOT	SCHI	66025	L	L
		25	1.58 X10-2 W	CB	SPECFC CONDUCTNCE GRAPH	SCOT TART	43003	P	L
		25.0	1.4 X10-2 M	BD	SURFACE TENSION LOG PLOT	SCHI	63026	L	L
		25	1.564X10-2 W	BA	SPECFC CONDUCTNCE GRAPH	TUDD ALEX	62035	T	D
		25	1.42 X10-2 M	BA	EQUIV CONDUCTNCE GRAPH	BRUN HOLT	61016	T	D
		30	1.47 X10-2 M	CC	TURBIDITY PLT LITE SCATR	TRAP HERM	55009	T	L
		40	1.65 X10-2 W	CB	SPECFC CONDUCTNCE GRAPH	SCOT TART	43003	P	L
		40.0	1.5 X10-2 M	BD	SURFACE TENSION LOG PLOT	SCHI	63026	L	L
		50	1.73 X10-2 M	CC	TURBIDITY PLT LITE SCATR	TRAP HERM	55009	T	L
		55.0	1.6 X10-2 M	BD	SURFACE TENSION LOG PLOT	SCHI	63026	L	L
		60	1.9 X10-2 M	CD	REFRACTIVE INDEX	KLEV	48005	T	L
		60	1.90 X10-2 W	CC	SPECFC CONDUCTNCE GRAPH	SCOT TART	43003	P	L
		70	1.94 X10-2 M	CC	TURBIDITY PLT LITE SCATR	TRAP HERM	55009	T	L
		UNK	4.1 X10-2 D	HG	SURFACE TENSION UNSPEC	WAN	66018	T	L
		UNK	1.51 X10-2 M	BC	DEBYE PLT LIGHT SCATTER	DEBY	49001	T	L
1. E-1 W	PHENOL	25	4.62 X10-3 W	BA	SPECFC CONDUCTNCE GRAPH	TUDD ALEX	62035	T	3
6.25 E-3 M	CA BR2	UNK	1.13 X10-2 M	BC	METHOD NOT CITED	WASI HUBB	64043	T	L
1.0 E 0 M	H NO3	25	6.0 X10-4 D	CG	POLAROGRAPHIC MAXIMUM	COLI	50012	T	L
			1.94 X10-5 M					M	
1.0 E 0 M	H NO3	25	9.5 X10-5 D	CG	POLAROGRAPHIC MAXIMUM	COLI	50012	T	L
			3.08 X10-6 M					M	
1.25 E-2 M	K BR	30	1.08 X10-2 M	CC	TURBIDITY PLT LITE SCATR	TRAP HERM	55009	T	L
2.5 E-2 M	K BR	30	9.1 X10-3 M	CC	TURBIDITY PLT LITE SCATR	TRAP HERM	55009	T	L
3.403E-2 M	K BR	30	8.48 X10-3 M	BC	DEBYE PLT LIGHT SCATTER	DEBY	49001	T	L
5.0 E-2 M	K BR	30	7.0 X10-3 M	CC	TURBIDITY PLT LITE SCATR	TRAP HERM	55009	T	L
3.403E-2 M	K BR	45	9.31 X10-3 M	BC	DEBYE PLT LIGHT SCATTER	DEBY	49001	T	L
3.403E-2 M	K BR	60	1.201X10-2 M	BC	DEBYE PLT LIGHT SCATTER	DEBY	49001	T	L
1.25 E-2 M	K BR	UNK	1.16 X10-2 M	BC	METHOD NOT CITED	WASI HUBB	64043	T	L
1.30 E-2 M	K BR	UNK	1.05 X10-2 M	BC	DEBYE PLT LIGHT SCATTER	DEBY	49001	T	L
1.0 E 0 M	K CL	25	4.0 X10-4 M	CE	SURFACE TNSN LINEAR PLOT	COLI	50012	T	L
1.0 E 0 M	K CL	25	3.2 X10-4 D	CG	POLAROGRAPHIC MAXIMUM	COLI	50012	T	L
			1.03 X10-5 M					M	
1.0 E 0 M	K CL	25	5.3 X10-4 D	CG	POLAROGRAPHIC MAXIMUM	COLI	50012	T	L
			1.71 X10-5 M					M	
1.0 E 0 M	K NO3	25	9.3 X10-5 D	CG	POLAROGRAPHIC MAXIMUM	COLI	50012	T	L
			3.01 X10-6 M					M	
1.0 E 0 M	K NO3	25	3.8 X10-4 D	CG	POLAROGRAPHIC MAXIMUM	COLI	50012	T	L
			1.23 X10-5 M					M	
1.0 E 0 M	K OH	25	3.5 X10-5 D	CG	POLAROGRAPHIC MAXIMUM	COLI	50012	T	L
			1.13 X10-6 M					M	
1.0 E 0 M	K OH	25	3.8 X10-4 D	CG	POLAROGRAPHIC MAXIMUM	COLI	50012	T	L
			1.23 X10-5 M					M	
4.17 E-3 M	LA BR3	UNK	1.17 X10-2 M	BC	METHOD NOT CITED	WASI HUBB	64043	T	L
2. E-1 M	NA BR	10.0	2.7 X10-3 M	BC	SURFACE TENSION LOG PLOT	SCHI	63026	L	L
1.00 E-1 M	NA BR	25	1.38 X10-1 D	BB	TURBIDITY PLT LITE SCATR	ANAC JOHN	64017	K	3
			4.474X10-3 M					M	

Concentration units: A—mol %; B—vol % solvent; C—mol % surfactant mixture; D—wt/vol %; E—% saturation; H—wt % solvent; I—mol % surfactant; K—normality

counterions; M—molar; N—normal; P—wt %; Q—wt % surfactant; R—varied; S—mol/kg; T—wt % surfactant mixture; U—mol/(l or kg); W—molar; Y—atm. Details on page 222.



*Complete Table of Critical Micelle Concentration Values—Continued*

Additives			Temp. °C	CMC	Qual. Mat. Meth.	Method	Authors	Reference	Source	Evaluation
2.	E-1 M	NA BR	25	2.0 X10-3 M	BD	SURFACE TENSION LOG PLOT	SCHI	66025	L	L
2.	E-1 M	NA BR	25.0	2.5 X10-3 M	BC	SURFACE TENSION LOG PLOT	SCHI	63026	L	L
4.	E-1 M	NA BR	25	1.0 X10-3 M	BD	SURFACE TENSION LOG PLOT	SCHI	66025	L	L
5.02	E-1 M	NA BR	25	6.2 X10-2 D	BB	TURBIDITY PLT LITE SCATR	ANAC JOHN	64017	K	3
				2.01 X10-3 M					M	
8.	E-1 M	NA BR	25	6.3 X10-4 M	BC	SURFACE TENSION LOG PLOT	SCHI	66025	L	L
5.02	E-1 W	NA BR	31.5	1.9 X10-3 M	BD	DEBYE PLT LIGHT SCATTER	ANAC GHOS	63016	T	L
2.	E-1 M	NA BR	40.0	3.0 X10-3 M	BC	SURFACE TENSION LOG PLOT	SCHI	63026	L	L
2.	E-1 M	NA BR	55.0	3.2 X10-3 M	BC	SURFACE TENSION LOG PLOT	SCHI	63026	L	L
7.	E-2 M	NA CL	20	8.7 X10-3 M	BB	INTERFACIAL TENSION LOGM	HAYD TAYL	60011	L	L
1.0	E-1 M	NA CL	20	7.5 X10-3 M	BB	INTERFACIAL TENSION LOGM	HAYD TAYL	60011	L	L
2.5	E-1 M	NA CL	20	4.25 X10-3 M	BB	INTERFACIAL TENSION LOGM	HAYD TAYL	60011	L	L
5.0	E-1 M	NA CL	20	2.57 X10-3 M	BB	INTERFACIAL TENSION LOGM	HAYD TAYL	60011	L	L
5.00	E 2 Y	PRESSURE	25	1.61 X10-2 W	BA	SPECFC CONDUCTNCE GRAPH	TUDD ALEX	62035	T	3
1.000E 3 Y		PRESSURE	25	1.616X10-2 W	BA	SPECFC CONDUCTNCE GRAPH	TUDD ALEX	62035	T	3
1.500E 3 Y		PRESSURE	25	1.56 X10-2 W	BA	SPECFC CONDUCTNCE GRAPH	TUDD ALEX	62035	T	3
3.000E 3 Y		PRESSURE	25	1.272X10-2 W	BA	SPECFC CONDUCTNCE GRAPH	TUDD ALEX	62035	T	3
5.	E-1 M	UREA	25	1.56 X10-2 M	BA	EQUIV CONDUCTNCE GRAPH	BRUN HOLT	61016	T	3
2.0	E 0 M	UREA	25	2.04 X10-2 M	BA	EQUIV CONDUCTNCE GRAPH	BRUN HOLT	61016	T	3
6.0	E 0 M	UREA	25	4.54 X10-2 M	BA	EQUIV CONDUCTNCE GRAPH	BRUN HOLT	61016	T	3
1.0	E 1 C	0115	25	6.3 X10-4 M	BC	SURFACE TENSION LOG PLOT	SCHI	66025	L	L
2.5	E 1 C	0115	25	2.5 X10-4 M	BC	SURFACE TENSION LOG PLOT	SCHI	66025	L	L
5.0	E 1 C	0115	25	1.25 X10-4 M	BC	SURFACE TENSION LOG PLOT	SCHI	66025	L	L
1.0	E 1 C	0116	25	6.3 X10-4 M	BC	SURFACE TENSION LOG PLOT	SCHI	66025	L	L
2.5	E 1 C	0116	25	2.0 X10-4 M	BD	SURFACE TENSION LOG PLOT	SCHI	66025	L	L
5.0	E 1 C	0116	25	8.0 X10-5 M	BC	SURFACE TENSION LOG PLOT	SCHI	66025	L	L
1.0	E 1 C	0325	25	8.0 X10-4 M	BC	SURFACE TENSION LOG PLOT	SCHI	66025	L	L
2.5	E 1 C	0325	25	6.0 X10-4 M	BC	SURFACE TENSION LOG PLOT	SCHI	66025	L	L
5.0	E 1 C	0325	25	4.0 X10-4 M	BC	SURFACE TENSION LOG PLOT	SCHI	66025	L	L
7.5	E 1 C	0325	25	2.0 X10-4 M	BD	SURFACE TENSION LOG PLOT	SCHI	66025	L	L
1.0	E 1 C	0327	25	2.0 X10-3 M	BD	SURFACE TENSION LOG PLOT	SCHI	66025	L	L
2.5	E 1 C	0327	25	2.5 X10-4 M	BD	SURFACE TENSION LOG PLOT	SCHI	66025	L	L
5.0	E 1 C	0327	25	1.25 X10-4 M	BC	SURFACE TENSION LOG PLOT	SCHI	66025	L	L
5.0	E 0 M	NH3	25	3.0 X10-4 D	CG	POLAROGRAPHIC MAXIMUM	COLI	50012	T	L
	1. E-1 M	NH4 CL		9.72 X10-6 M					M	
5.00	E 2 Y	PRESSURE	25	5.00 X10-3 W	BA	SPECFC CONDUCTNCE GRAPH	TUDD ALEX	62035	T	3
	1. E-1 W	PHENOL								
1.000E 3 Y		PRESSURE	25	5.03 X10-3 W	BA	SPECFC CONDUCTNCE GRAPH	TUDD ALEX	62035	T	3
	1. E-1 W	PHENOL								
1.500E 3 Y		PRESSURE	25	4.88 X10-3 W	BA	SPECFC CONDUCTNCE GRAPH	TUDD ALEX	62035	T	3
	1. E-1 W	PHENOL								
3.000E 3 Y		PRESSURE	25	3.88 X10-3 W	BA	SPECFC CONDUCTNCE GRAPH	TUDD ALEX	62035	T	3
	1. E-1 W	PHENOL								
1.0	E 1 C	0327	25	3.0 X10-4 M	BD	SURFACE TENSION LOG PLOT	SCHI	66025	L	L
	2. E-1 M	NA BR								
1.0	E 1 C	0327	25	1.25 X10-4 M	BC	SURFACE TENSION LOG PLOT	SCHI	66025	L	L
	4. E-1 M	NA BR								
1.0	E 1 C	0327	25	1.0 X10-4 M	BD	SURFACE TENSION LOG PLOT	SCHI	66025	L	L
	8. E-1 M	NA BR								
2.5	E 1 C	0327	25	2.0 X10-4 M	BD	SURFACE TENSION LOG PLOT	SCHI	66025	L	L
	2. E-1 M	NA BR								
2.5	E 1 C	0327	25	1.25 X10-4 M	BC	SURFACE TENSION LOG PLOT	SCHI	66025	L	L
	4. E-1 M	NA BR								
2.5	E 1 C	0327	25	1.0 X10-4 M	BD	SURFACE TENSION LOG PLOT	SCHI	66025	L	L
	8. E-1 M	NA BR								
5.0	E 1 C	0327	25	1.25 X10-4 M	BC	SURFACE TENSION LOG PLOT	SCHI	66025	L	L
	2. E-1 M	NA BR								
5.0	E 1 C	0327	25	1.25 X10-4 M	BC	SURFACE TENSION LOG PLOT	SCHI	66025	L	L
	4. E-1 M	NA BR								
5.0	E 1 C	0327	25	1.0 X10-4 M	BD	SURFACE TENSION LOG PLOT	SCHI	66025	L	L
	8. E-1 M	NA BR								
90 ENTRIES FOR COMPOUND										
COMPOUND NO = 98 MOL WGT - 336.4 TETRADECYL TRIMETHYL AMMONIUM BROMIDE										
			30	3.51 X10-3 M	BB	SURFACE TENSION LOG PLOT	VENA NAUM	64001	T	L
			30	3.6 X10-3 M	CC	TURBIDITY PLT LITE SCATR	TRAP HERM	55009	T	L
			50	4.2 X10-3 M	CC	TURBIDITY PLT LITE SCATR	TRAP HERM	55009	T	L
			70	4.2 X10-3 M	CC	TURBIDITY PLT LITE SCATR	TRAP HERM	55009	T	L
			UNK	8.2 X10-2 D	HG	SURFACE TENSION UNSPEC	WAN	66018	T	L
1.25	E-2 M	K BR	30	2.1 X10-3 M	CC	TURBIDITY PLT LITE SCATR	TRAP HERM	55009	T	L
2.5	E-2 M	K BR	30	1.6 X10-3 M	CD	TURBIDITY PLT LITE SCATR	TRAP HERM	55009	T	L
5.0	E-2 M	K BR	30	1.3 X10-3 M	CD	TURBIDITY PLT LITE SCATR	TRAP HERM	55009	T	L
1.30	E-2 M	K BR	UNK	1.76 X10-3 M	BC	DEBYE PLT LIGHT SCATTER	DEBY	49001	T	L
5.	E-2 M	NA BR	30	4.2 X10-4 M	BC	SURFACE TENSION LOG PLOT	VENA NAUM	64001	TA	L
10 ENTRIES FOR COMPOUND										

Concentration units: A—mol %; B—vol % solvent; C—mol % surfactant mixture; D—wt/vol %; E—saturation; H—wt % solvent; I—mol % surfactant; K—normality

counterions; M—molar; N—normal; P—wt %; Q—wt % surfactant; R—varied; S—mol/kg; T—wt % surfactant mixture; U—mol/(l or kg); W—molar; Y—atm. Details on page 222.

*Complete Table of Critical Micelle Concentration Values—Continued*

Additives			Temp. °C	CMC	Qual. Mat. Meth.	Method	Authors	Reference	Source Evaluation
COMPOUND NO = 99 MOL WGT = 364.5				HEXADECYL TRIMETHYLAMMONIUM BROMIDE					
						QUESTIONABLE CRITERION	DEBY ANAC	51001	R
						GRAPH DATA NOT RETRIEVED	COHE VASS	61027	R
			25	8.0 X10-4 M	CC	SURFACE TENSION LOG PLOT	SCHI	66025	L L
			25	9.8 X10-4 M	CC	SPECFC CONDUCTNCE GRAPH	SCOT TART	43003	P L
			25	5. X10-4 W	HG	VISUAL SPCTR CHNGE	FINE MCBA	48011	T L
			25	9.20 X10-4 W	BA	SPECFC CONDUCTNCE GRAPH	CZER	66030	T 2
			25	3.3 X10-2 D	HE	METHOD NOT CITED	GINN HARR	61014	T L
			25	3.3 X10-2 D	HC	FOTOMTR SOLUBLZTN OROT	GINN KINN	61015	T L
			30	4. X10-4 M	CE	TURBIDITY PLT LITE SCATR	TRAP HERM	55009	T L
			30	3.0 X10-2 D	BB	REFRACTIVE INDEX	STEI COHE	65012	T L
				8.23 X10-4 M					M
			35	9.5 X10-4 M	BB	EQUIV CONDUCTNCE GRAPH	HART COLL	36001	P D
			35	9.8 X10-4 M	BB	SPECFC CONDUCTNCE GRAPH	HART COLL	36001	P D
			35	9. X10-4 M	BD	EQUIV CONDUCTNCE GRAPH	HART COLL	36001	T L
			35	1.020X10-3 W	BA	SPECFC CONDUCTNCE GRAPH	CZER	66030	T D
			35	9.1 X10-4 M	XG	VELOCITY OF SOUND	KUPP SURY	65028	T L
			45	1.155X10-3 W	BA	SPECFC CONDUCTNCE GRAPH	CZER	66030	T 3
			50	1.5 X10-3 M	CD	TURBIDITY PLT LITE SCATR	TRAP HERM	55009	T L
			55	1.320X10-3 W	BA	SPECFC CONDUCTNCE GRAPH	CZER	66030	T 3
			60	1.0 X10-3 M	CD	REFRACTIVE INDEX	KLEV	48005	T L
			70	1.5 X10-3 M	CD	TURBIDITY PLT LITE SCATR	TRAP HERM	55009	T L
			UNK	5.1 X10-2 D	HG	SURFACE TENSION UNSPEC	WAN	66018	T L
	E O	NH4 BR	30			QUESTIONABLE CRITERION	STEI COHE	65012	R
	E O	H BR	30			QUESTIONABLE CRITERION	STEI COHE	65012	R
1.0	E O M	H NO3	25	7.0 X10-5 D	CG	POLAROGRAPHIC MAXIMUM	COLI	50012	T L
				1.92 X10-6 M					M
1.0	E O M	H NO3	25	3.8 X10-4 D	CG	POLAROGRAPHIC MAXIMUM	COLI	50012	T L
				1.04 X10-5 M					M
3.	E-3 M	K BR	30	8.2 X10-4 M	BD	TURBIDITY PLT LITE SCATR	TART	59010	T L
	E O	K BR	30			QUESTIONABLE CRITERION	STEI COHE	65012	R
1.0	E O M	K CL	25	6.0 X10-5 M	CE	SURFACE TNSN LINEAR PLOT	COLI	50012	T L
1.0	E O M	K CL	25	2.0 X10-4 M	CE	SURFACE TENSION MINIMUM	COLI	50012	T L
1.0	E O M	K CL	25	7.4 X10-5 D	CG	POLAROGRAPHIC MAXIMUM	COLI	50012	T L
				2.03 X10-6 M					M
1.0	E O M	K CL	25	3.5 X10-4 D	CG	POLAROGRAPHIC MAXIMUM	COLI	50012	T L
				9.60 X10-6 M					M
1.0	E O M	K NO3	25	7.4 X10-5 D	CG	POLAROGRAPHIC MAXIMUM	COLI	50012	T
1.0	E O M	K NO3	25	6.5 X10-5 D	CG	POLAROGRAPHIC MAXIMUM	COLI	50012	T L
				1.78 X10-6 M					M
				2.03 X10-6 M					M
1.0	E O M	K NO3	25	4.2 X10-4 D	CG	POLAROGRAPHIC MAXIMUM	COLI	50012	T
1.0	E O M	K NO3	25	2.3 X10-4 D	CG	POLAROGRAPHIC MAXIMUM	COLI	50012	T L
				6.31 X10-6 M					M
				1.15 X10-5 M					M
1.0	E O M	K OH	25	2.1 X10-5 D	CG	POLAROGRAPHIC MAXIMUM	COLI	50012	T L
				5.76 X10-7 M					M
1.0	E O M	K OH	25	1.3 X10-4 D	CG	POLAROGRAPHIC MAXIMUM	COLI	50012	T L
				3.56 X10-6 M					M
	E O	K OH	30			QUESTIONABLE CRITERION	STEI COHE	65012	R
	E O	(C4H9)4 N BR /NORMAL	30			QUESTIONABLE CRITERION	STEI COHE	65012	R
	E O	(C2H5)4 N BR	30			QUESTIONABLE CRITERION	STEI COHE	65012	R
	E O	(CH3) N BR	30			QUESTIONABLE CRITERION	STEI COHE	65012	F
	E O	(C3H7)4 N BR /NORMAL	30			QUESTIONABLE CRITERION	STEI COHE	65012	R
1.0	E 1 C	0117	25	8.0 X10-4 M	CC	SURFACE TENSION LOG PLOT	SCHI	66025	L L
2.5	E 1 C	0117	25	4.5 X10-5 M	CC	SURFACE TENSION LOG PLOT	SCHI	66025	L L
5.0	E 1 C	0117	25	1.4 X10-5 M	CD	SURFACE TENSION LOG PLOT	SCHI	66025	L L
	E O	0427				GRAPH DATA NOT RETRIEVED	LANG	53005	R
1.0	E 1 C	0535	25	8.0 X10-4 M	CC	SURFACE TENSION LOG PLOT	SCHI	66025	L L
2.5	E 1 C	0535	25	3.0 X10-5 M	CD	SURFACE TENSION LOG PLOT	SCHI	66025	L L
5.0	E 1 C	0535	25	1.3 X10-5 M	CD	SURFACE TENSION LOG PLOT	SCHI	66025	L L
5.0	E O M	NH3	25	8.0 X10-5 D	CG	POLAROGRAPHIC MAXIMUM	COLI	50012	T L
1.	E-1 M	NH4 CL		2.19 X10-6 M					M
5.0	E O M	NH3	25	1.5 X10-4 D	CG	POLAROGRAPHIC MAXIMUM	COLI	50012	T L
1.	E-1 M	NH4 CL		4.11 X10-6 M					M
1.00	E O	PH OF SOLUTION	30	6. X10-5 M	CG	FOTOMTR SPCTR CHNGE BRPB	COLI	51008	T L
1.50	E-5 M	BROMPHENOL BLUE							
1.00	E O	PH OF SOLUTION	30	6. X10-5 M	CG	FOTOMTR SPCTR CHNGE BRPB	COLI	51008	T L
1.50	E-5 M	BROMPHENOL BLUE							
1.00	E O	PH OF SOLUTION	30	1.2 X10-4 M	CG	FOTOMTR SPCTR CHNGE BRPB	COLI	51008	T L
3.00	E-5 M	BROMPHENOL BLUE							
1.00	E O	PH OF SOLUTION	30	1.1 X10-4 M	CG	FOTOMTR SPCTR CHNGE BRPB	COLI	51008	T L
3.00	E-5 M	BROMPHENOL BLUE							
1.00	E O	PH OF SOLUTION	30	1.2 X10-4 M	CG	FOTOMTR SPCTR CHNGE BRPB	COLI	51008	T L

Concentration units: A—mol %; B—vol % solvent; C—mol % surfactant mixture; D—wt/vol %; E—% saturation; H—wt % solvent; I—mol % surfactant; K—normality

counterions; M—molar; N—normal; P—wt %; Q—wt % surfactant; R—varied; S—mol/kg; T—wt % surfactant mixture; U—mol/(l or kg); W—molal; Y—atm. Details on page 222.



*Complete Table of Critical Micelle Concentration Values—Continued*

Additives	Temp. °C	CMC	Qual. Mat. Meth.	Method	Authors	Reference	Source	Evaluation
1 00 E 0 PH OF SOLUTION	30	1.1 X10 <sup>-4</sup> M	CG	FOTOMTR SPCTR CHNGE BRPB	COLI	51008	T	L
3.00 E-5 M BROMPHENOL BLUE								
3.00 E-5 M BROMPHENOL BLUE								
1.00 E 0 PH OF SOLUTION	30	1.2 X10 <sup>-4</sup> M	CG	FOTOMTR SPCTR CHNGE BRPB	COLI	51008	T	L
3.00 E-5 M BROMPHENOL BLUE								
6.50 E 0 PH OF SOLUTION	30	1.1 X10 <sup>-4</sup> M	CG	FOTOMTR SPCTR CHNGE BRPB	COLI	51008	T	L
1.50 E-5 M BROMPHENOL BLUE								
6.50 E 0 PH OF SOLUTION	30	1.2 X10 <sup>-4</sup> M	CG	FOTOMTR SPCTR CHNGE BRPB	COLI	51008	T	L
1.50 E-5 M BROMPHENOL BLUE								
6.50 E 0 PH OF SOLUTION	30	1.2 X10 <sup>-4</sup> M	CG	FOTOMTR SPCTR CHNGE BRPB	COLI	51008	T	L
1.50 E-5 M BROMPHENOL BLUE								
6.50 E 0 PH OF SOLUTION	30	1.1 X10 <sup>-4</sup> M	CG	FOTOMTR SPCTR CHNGE BRPB	COLI	51008	T	L
1.50 E-5 M BROMPHENOL BLUE								
6.50 E 0 PH OF SOLUTION	30	2.5 X10 <sup>-5</sup> M	CG	FOTOMTR SPCTR CHNGE BRPB	COLI	51008	T	L
3.75 E-6 M BROMPHENOL BLUE								
6.50 E 0 PH OF SOLUTION	30	3.5 X10 <sup>-5</sup> M	CG	FOTOMTR SPCTR CHNGE BRPB	COLI	51008	T	L
3.75 E-6 M BROMPHENOL BLUE								
6.50 E 0 PH OF SOLUTION	30	6.8 X10 <sup>-5</sup> M	CG	FOTOMTR SPCTR CHNGE BRPB	COLI	51008	T	L
7.50 E-6 M BROMPHENOL BLUE								
6.50 E 0 PH OF SOLUTION	30	5.0 X10 <sup>-5</sup> M	CG	FOTOMTR SPCTR CHNGE BRPB	COLI	51008	T	L
7.50 E-6 M BROMPHENOL BLUE								
66 ENTRIES FOR COMPOUND								
COMPOUND NO = 100 MOL WGT - 272.2 OCTYL PYRIDINIUM BROMIDE								
	20	2.3 X10 <sup>-1</sup> W	CC	SURFACE TENSION LOG PLOT	BURY BROW	52011	T	L
	30	1.93 X10 <sup>-1</sup> M	CC	TURBIDITY PLT LITE SCATR	TRAP HERM	55009	T	L
5.0 E-2 M K BR	30	1.89 X10 <sup>-1</sup> M	CC	TURBIDITY PLT LITE SCATR	TRAP HERM	55009	T	L
3 ENTRIES FOR COMPOUND								
COMPOUND NO = 101 MOL WGT - 314.3 UNDECYL PYRIDINIUM BROMIDE								
	30	4.2 X10 <sup>-2</sup> M	CC	TURBIDITY PLT LITE SCATR	TRAP HERM	55009	T	L
5.0 E-2 M K BR	30	3.1 X10 <sup>-2</sup> M	CC	TURBIDITY PLT LITE SCATR	TRAP HERM	55009	T	L
2 ENTRIES FOR COMPOUND								
COMPOUND NO = 102 MOL WGT - 356.4 TETRADECYL PYRIDINIUM BROMIDE								
	14.0	3.2 X10 <sup>-3</sup> M	BC	KRAFFT POINT SOLUBILITY	ADDI FURM	56019	T	L
	18.5	3.1 X10 <sup>-3</sup> M	BC	INTERFACIAL TNSN UNSPEC	ADDI FURM	56019	T	L
	25	2.9 X10 <sup>-3</sup> M	CC	SPECFC CONDUCTNCE GRAPH	BENT SPAR	66038	T	L
	30	2.57 X10 <sup>-3</sup> M	BB	SURFACE TENSION LOG PLOT	VENA NAUM	64001	T	L
	30	4.1 X10 <sup>-3</sup> M	CC	TURBIDITY PLT LITE SCATR	TRAP HERM	55009	T	L
2.5 E-2 M K BR	30	2.0 X10 <sup>-3</sup> M	CC	TURBIDITY PLT LITE SCATR	TRAP HERM	55009	T	L
5.0 E-2 M K BR	30	1.5 X10 <sup>-3</sup> M	CD	TURBIDITY PLT LITE SCATR	TRAP HERM	55009	T	L
5. E-2 M NA BR	30	2.4 X10 <sup>-4</sup> M	BC	SURFACE TENSION LOG PLOT	VENA NAUM	64001	TA	L
8 ENTRIES FOR COMPOUND								
COMPOUND NO = 103 MOL WGT - 234.3 HEXYL /OXYETHYLENE/ 3 ALCOHOL								
HOMOGENEOUS HEAD GROUP								
	15	1.07 X10 <sup>-3</sup> M	BB	SURFACE TENSION LOG PLOT	CORK GOOD	64003	T	3
	20	7.5 X10 <sup>-2</sup> M	BE	SURFACE TENSION LOG PLOT	MULL METC	62015	T	L
	25	1.00 X10 <sup>-1</sup> M	BB	SURFACE TENSION LOG PLOT	CORK GOOD	64003	T	3
	35	7.8 X10 <sup>-2</sup> M	BB	SURFACE TENSION LOG PLOT	CORK GOOD	64003	T	3
4 ENTRIES FOR COMPOUND								
COMPOUND NO = 104 MOL WGT - 262.4 OCTYL /OXYETHYLENE/ 3 ALCOHOL								
HOMOGENEOUS HEAD GROUP								
	15	9.3 X10 <sup>-3</sup> M	BB	SURFACE TENSION LOG PLOT	CORK GOOD	64003	T	3
	25	7.5 X10 <sup>-3</sup> M	BB	SURFACE TENSION LOG PLOT	CORK GOOD	64003	T	3
2 ENTRIES FOR COMPOUND								
COMPOUND NO = 105 MOL WGT - 394.6 OCTYL /OXYETHYLENE/ 6 ALCOHOL								
HOMOGENEOUS HEAD GROUP								
	15	1.19 X10 <sup>-2</sup> M	BB	SURFACE TENSION LOG PLOT	CORK GOOD	64003	T	3
	18	7.6 X10 <sup>-3</sup> M	BC	UNSPEC LIGHT SCATTER	GOOD OTTE	61004	T	L
	18	4.45 X10 <sup>-1</sup> D	BB	SURFACE TENSION LOG PLOT	CORK GOOD	64023	T	L
		1.127X10 <sup>-2</sup> M					M	
	20	3.8 X10 <sup>-1</sup> D	BD	DENSITY	FLOR	66020	T	L
		9.63 X10 <sup>-3</sup> M					M	
	25	9.9 X10 <sup>-3</sup> M	BB	SURFACE TENSION LOG PLOT	CORK GOOD	64003	T	3
	25	9.8 X10 <sup>-3</sup> M	BB	SURFACE TENSION LOG PLOT	GOOD OTTE	61004	T	L

Concentration units: A—mol %; B—vol % solvent; C—mol % surfactant mixture; D—wt/vol %; E—% saturation; H—wt % solvent; I—mol % surfactant; K—normality

counterions; M—molar; N—normal; P—wt %; Q—wt % surfactant; R—varied; S—mol/kg; T—wt % surfactant mixture; U—mol/(l or kg); W—molar; Y—atm. Details on page 222.

*Complete Table of Critical Micelle Concentration Values—Continued*

Additives	Temp. °C	CMC	Qual. Mat. Meth.	Method	Authors	Reference	Source	Evaluation
	30	3.50 X10-1 D 8.869X10-3 M	BB	SURFACE TENSION LOG PLOT	CORK GOOD	64023	T M	L
	35	7.7 X10-3 M	BB	SURFACE TENSION LOG PLOT	CORK GOOD	64003	T	3
	40	2.85 X10-1 D 7.222X10-3 M	BB	SURFACE TENSION LOG PLOT	CORK GOOD	64023	T M	L
	45	6.7 X10-3 M	BB	SURFACE TENSION LOG PLOT	CORK GOOD	64003	T	L
10 ENTRIES FOR COMPOUND								
COMPOUND NO = 106 MOL WGT - HOMOGENEOUS HEAD GROUP		526.7	OCTYL /OXYETHYLENE/ 9 ALCOHOL					
	15	1.6 X10-2 M	BB	SURFACE TENSION LOG PLOT	CORK GOOD	64003	T	3
	25	1.3 X10-2 M	BB	SURFACE TENSION LOG PLOT	CORK GOOD	64003	T	3
	35	1.1 X10-2 M	BB	SURFACE TENSION LOG PLOT	CORK GOOD	64003	T	3
3 ENTRIES FOR COMPOUND								
COMPOUND NO = 107 MOL WGT - HOMOGENEOUS HEAD GROUP		290.4	DECYL /OXYETHYLENE/ 3 ALCOHOL					
	15	7.3 X10-4 M	BB	SURFACE TENSION LOG PLOT	CORK GOOD	64003	T	3
	25	6.0 X10-4 M	BB	SURFACE TENSION LOG PLOT	CORK GOOD	64003	T	3
	35	5.6 X10-4 M	BB	SURFACE TENSION LOG PLOT	CORK GOOD	64003	T	3
3 ENTRIES FOR COMPOUND								
COMPOUND NO = 108 MOL WGT - HOMOGENEOUS HEAD GROUP		422.6	DECYL /OXYETHYLENE/ 6 ALCOHOL					
	15	1.14 X10-3 M	BB	SURFACE TENSION LOG PLOT	CORK GOOD	64003	T	3
	20	9.2 X10-4 M	BD	SURFACE TENSION LOG PLOT	CARL CHAL	64009	T	L
	20	9.6 X10-4 M	BC	REFRACTIVE INDEX	DONB JAN	63021	T	L
	23.5	9.5 X10-4 M	BG	FOTOMTR SPCTR CHNG I2	CARL CHAL	64009	T	L
	25	9.0 X10-4 M	BB	SURFACE TENSION LOG PLOT	CORK GOOD	64003	T	3
	25	3.80 X10-2 D	BB	SURFACE TENSION LOG PLOT	CORK GOOD	64023	T	L
		8.991X10-4 M					M	
	35	6.6 X10-4 M	BB	SURFACE TENSION LOG PLOT	CORK GOOD	64003	T	3
	35	2.79 X10-2 D	BB	SURFACE TENSION LOG PLOT	CORK GOOD	64023	T	L
		6.601X10-4 M					M	
	45	6.4 X10-4 M	BB	SURFACE TENSION LOG PLOT	CORK GOOD	64003	T	L
	45	1.83 X10-2 D	BB	SURFACE TENSION LOG PLOT	CORK GOOD	64023	T	P
		4.330X10-4 M					M	
10 ENTRIES FOR COMPOUND								
COMPOUND NO = 109 MOL WGT - HOMOGENEOUS HEAD GROUP		554.8	DECYL /OXYETHYLENE/ 9 ALCOHOL					
	15	1.4 X10-3 M	BB	SURFACE TENSION LOG PLOT	CORK GOOD	64003	T	3
	25	1.3 X10-3 M	BB	SURFACE TENSION LOG PLOT	CORK GOOD	64003	T	3
	35	1.1 X10-3 M	BB	SURFACE TENSION LOG PLOT	CORK GOOD	64003	T	3
3 ENTRIES FOR COMPOUND								
COMPOUND NO = 110 MOL WGT - HOMOGENEOUS HEAD GROUP		450.7	DODECYL /OXYETHYLENE/ 6 ALCOHOL					
	15	1.08 X10-4 M	BB	SURFACE TENSION LOG PLOT	CORK GOOD	64003	T	3
	15	1.08 X10-4 M	BB	SURFACE TENSION LOG PLOT	GOOD OTTE	61004	T	L
	20	8.2 X10-5 M	BC	SURFACE TENSION LOG PLOT	CARL CHAL	64009	T	L
	20	7.2 X10-5 M	BG	FOTOMTR SPCTR CHNG I2	CARL CHAL	64009	T	L
	20	1.00 X10-4 M	BC	REFRACTIVE INDEX	DONB JAN	63021	T	L
	25	8.7 X10 5 M	BB	SURFACE TENSION LOG PLOT	CORK GOOD	64003	T	3
	25	8.7 X10-5 M	BB	SURFACE TENSION LOG PLOT	GOOD OTTE	61004	T	L
	35	7.2 X10-5 M	BB	SURFACE TENSION LOG PLOT	CORK GOOD	64003	T	3
	35	7.2 X10-5 M	BB	SURFACE TENSION LOG PLOT	GOOD OTTE	61004	T	L
9 ENTRIES FOR COMPOUND								
COMPOUND NO = 111 MOL WGT -		272.3	LITHIUM DODECYL 1 SULFATE					
	10	7.0 X10-3 M	BB	SURFACE TENSION LOG PLOT	SCHI	64020	T	L
	25	7.9 X10-3 M	BB	SURFACE TENSION LOG PLOT	SCHI	64020	T	L
	25	8.77 X10-3 M	BA	EQUIV CONDUCTNCE GRAPH	MYSE PRIN	59002	TL	2
	25	8.93 X10-3 M	BA	SPECFC CONDUCTNCE GRAPH	MYSE PRIN	59002	TL	2
	40	1.05 X10-2 M	CB	SPECFC CONDUCTNCE GRAPH	MEGU KOND	56020	T	L
	45	8.0 X10-3 M	BB	SURFACE TENSION LOG PLOT	SCHI	64020	T	L
	50	6.9 X10-3 M	DG	VISUAL SPCTR CHNGE PNCN	RAIS	52016	T	L
6.75 E-2 M NA CL	40	2.5 X10-3 M	CG	FOTOMTR SPCTR CHNGE RHD6	MEGU KOND	56020	T	L
1. E-5 M RHODAMINE 6GPC	40	9.7 X10-3 M	CG	FOTOMTR SPCTR CHNGE RHD6	MEGU KOND	56020	T	L
5. E-6 M RHODAMINE 6GPC	40	9.6 X10-3 M	CG	FOTOMTR SPCTR CHNGE RHD6	MEGU KOND	56020	T	L

Concentration units: A—mol %; B—vol % solvent; C—mol % surfactant mixture; D—wt/vol %; E—% saturation; H—wt % solvent; I—mol % surfactant; K—normality

counterions; M—molar; N—normal; P—wt %; Q—wt % surfactant; R—varied; S—mol/kg; T—wt % surfactant mixture; U—mol/(l or kg); W—molal; Y—atm. Details on page 222.



*Complete Table of Critical Micelle Concentration Values—Continued*

Additives			Temp. °C	CMC	Qual. Mat. Meth.	Method	Authors	Reference	Source	Evaluation
3.	E O M	UREA	10	8.0 X10-3 M	BB	SURFACE TENSION LOG PLOT	SCHI	64020	T	L
6.	E O M	UREA	10	1.0 X10-2 M	BB	SURFACE TENSION LOG PLOT	SCHI	64020	T	L
1.	E O M	UREA	25	8.0 X10-3 M	BB	SURFACE TENSION LOG PLOT	SCHI	64020	T	L
2.	E O M	UREA	25	8.2 X10-3 M	BB	SURFACE TENSION LOG PLOT	SCHI	64020	T	L
3.	E O M	UREA	25	8.8 X10-3 M	BB	SURFACE TENSION LOG PLOT	SCHI	64020	T	L
4.5	E O M	UREA	25	9.4 X10-3 M	BB	SURFACE TENSION LOG PLOT	SCHI	64020	T	L
6.	E O M	UREA	25	1.0 X10-2 M	BB	SURFACE TENSION LOG PLOT	SCHI	64020	T	L
3.	E O M	UREA	45	8.9 X10-3 M	BB	SURFACE TENSION LOG PLOT	SCHI	64020	T	L
6.	E O M	UREA	45	1.05 X10-2 M	BB	SURFACE TENSION LOG PLOT	SCHI	64020	T	L

19 ENTRIES FOR COMPOUND

COMPOUND NO = 112 MOL WGT - 339.5 TETRAMETHYL AMMONIUM DODECYL 1 SULFATE

			10	4.8 X10-3 M	BB	SURFACE TENSION LOG PLOT	SCHI	64020	T	L
			25	5.50 X10-3 M	DA	SPECFC CONDUCTNCE GRAPH	PACK DONB	63030	T	L
			25	4.8 X10-3 M	BB	SURFACE TENSION LOG PLOT	SCHI	64020	T	L
			25	5.41 X10-3 M	BA	EQUIV CONDUCTNCE GRAPH	MYSE PRIN	59002	TL	2
			25	5.52 X10-3 M	BA	SPECFC CONDUCTNCE GRAPH	MYSE PRIN	59002	TL	2
			30	5.7 X10-3 M	CB	EQUIV CONDUCTNCE GRAPH	MEGU KOND	59026	T	L
			30	4.5 X10-3 M	CG	FOTOMTR SPCTR CHNGE RHD6	MEGU KOND	59026	T	L
			45	6.3 X10-3 M	BB	SURFACE TENSION LOG PLOT	SCHI	64020	T	L
3.	E O M	UREA	10	6.6 X10-3 M	BB	SURFACE TENSION LOG PLOT	SCHI	64020	T	L
6.	E O M	UREA	10	1.0 X10-2 M	BB	SURFACE TENSION LOG PLOT	SCHI	64020	T	L
1.	E O M	UREA	25	5.0 X10-3 M	BB	SURFACE TENSION LOG PLOT	SCHI	64020	T	L
2.	E O M	UREA	25	5.8 X10-3 M	BB	SURFACE TENSION LOG PLOT	SCHI	64020	T	L
3.	E O M	UREA	25	6.9 X10-3 M	BB	SURFACE TENSION LOG PLOT	SCHI	64020	T	L
4.5	E O M	UREA	25	7.9 X10-3 M	BB	SURFACE TENSION LOG PLOT	SCHI	64020	T	L
6.	E O M	UREA	25	1.0 X10-2 M	BB	SURFACE TENSION LOG PLOT	SCHI	64020	T	L
3.	E O M	UREA	45	7.9 X10-3 M	BB	SURFACE TENSION LOG PLOT	SCHI	64020	T	L
6.	E O M	UREA	45	1.08 X10-2 M	BB	SURFACE TENSION LOG PLOT	SCHI	64020	T	L

17 ENTRIES FOR COMPOUND

COMPOUND NO = 113 MOL WGT - 420.5 SODIUM DODECYL TRI-OXYETHYLENE SULFATE

			01.0	1.25 X10-4 M	CC	SURFACE TENSION LOG PLOT	SCHI	63026	L	L
			10	1.1 X10-4 M	CC	SURFACE TENSION LOG PLOT	SCHI	64020	T	L
			25	1.0 X10-4 M	CC	SURFACE TENSION LOG PLOT	SCHI	64020	T	L
			45	1.2 X10-4 M	CC	SURFACE TENSION LOG PLOT	SCHI	64020	T	L
			50	1.97 X10-3 M	CD	SURFACE TENSION UNSPEC	GOTT	60018	G	P
			55.0	1.4 X10-4 M	CD	SURFACE TENSION LOG PLOT	SCHI	63026	L	L
3.	E O M	UREA	10	1.55 X10-4 M	CC	SURFACE TENSION LOG PLOT	SCHI	64020	T	L
6.	E O M	UREA	10	2.85 X10-4 M	CC	SURFACE TENSION LOG PLOT	SCHI	64020	T	L
3.	E O M	UREA	25	1.5 X10-4 M	CC	SURFACE TENSION LOG PLOT	SCHI	64020	T	L
6.	E O M	UREA	25	2.5 X10-4 M	CC	SURFACE TENSION LOG PLOT	SCHI	64020	T	L
3.	E O M	UREA	45	1.93 X10-4 M	CC	SURFACE TENSION LOG PLOT	SCHI	64020	T	L
6.	E O M	UREA	45	2.70 X10-4 M	CC	SURFACE TENSION LOG PLOT	SCHI	64020	T	L

12 ENTRIES FOR COMPOUND

COMPOUND NO = 114 MOL WGT - 1,059.4 SODIUM DODECYL /OXYETHYLENE/17.5 SULFATE

			01.0	7.0 X10-5 M	EC	SURFACE TENSION LOG PLOT	SCHI	63026	L	L
			10	6.5 X10-5 M	EC	SURFACE TENSION LOG PLOT	SCHI	64020	T	L
			25	6.0 X10-5 M	EC	SURFACE TENSION LOG PLOT	SCHI	64020	T	L
			45	4.5 X10-5 M	EC	SURFACE TENSION LOG PLOT	SCHI	64020	T	L
			55.0	4.0 X10-5 M	EC	SURFACE TENSION LOG PLOT	SCHI	63026	L	L
3.	E O M	UREA	10	1.3 X10-4 M	EC	SURFACE TENSION LOG PLOT	SCHI	64020	T	L
6.	E O M	UREA	10	2.48 X10-4 M	EC	SURFACE TENSION LOG PLOT	SCHI	64020	T	L
3.	E O M	UREA	25	1.2 X10-4 M	EC	SURFACE TENSION LOG PLOT	SCHI	64020	T	L
6.	E O M	UREA	25	2.2 X10-4 M	EC	SURFACE TENSION LOG PLOT	SCHI	64020	T	L
3.	E O M	UREA	45	7.02 X10-5 M	EC	SURFACE TENSION LOG PLOT	SCHI	64020	T	L
6.	E O M	UREA	45	1.41 X10-4 M	EC	SURFACE TENSION LOG PLOT	SCHI	64020	T	L

11 ENTRIES FOR COMPOUND

COMPOUND NO = 115 MOL WGT - 494.7 DODECYL /OXYETHYLENE/7 ALCOHOL REDUCED POLYDISPERSION OF HEAD GROUPS

			62019			VALUES FRM REF IN CMC	SCHI ATLA	62020		R
			01.0	1.00 X10-4 M	EC	SURFACE TENSION LOG PLOT	SCHI	63026	L	L
			05.0	9.0 X10-5 M	EC	SURFACE TENSION LOG PLOT	SCHI	63026	L	L
			05.0	9.0 X10-5 M	EC	SURFACE TENSION LOG PLOT	SCHI MANN	66001	L	L
			10.0	8.0 X10-5 M	EC	SURFACE TENSION LOG PLOT	SCHI	63026	L	L
			10	8.0 X10-5 M	EC	SURFACE TENSION LOG PLOT	SCHI	64020	T	L
			25	5.0 X10-5 M	EC	SURFACE TENSION LOG PLOT	SCHI	66025	L	L
			25.0	5.0 X10-5 M	EC	SURFACE TENSION LOG PLOT	SCHI	62019	T	L
			25	5.0 X10-5 M	EC	SURFACE TENSION LOG PLOT	SCHI	64020	T	L
			25.0	5.0 X10-5 M	EC	SURFACE TENSION LOG PLOT	SCHI MANN	66001	L	L

Concentration units: A—mol %; B—vol % solvent; C—mol % surfactant mixture; counterions; M—molar; N—normal; P—wt %; Q—wt % surfactant; R—varied; S—mol/kg; T—wt % surfactant mixture; U—mol/(l or kg); W—molar; Y—atm. Details on page 222.

*Complete Table of Critical Micelle Concentration Values—Continued*

Additives				Temp. °C	CMC	Qual. Mat. Meth.	Method	Authors	Reference	Source	Evaluation
				40.0	3.2 X10-5 M	EC	SURFACE TENSION LOG PLOT	SCHI	63026	L	L
				40.0	62019		VALUES FRM REF IN CMC	SCHI	63026		R
				45	2.8 X10-5 M	EC	SURFACE TENSION LOG PLOT	SCHI	64020	T	L
				45.0	2.8 X10-5 M	EC	SURFACE TENSION LOG PLOT	SCHI MANN	66001	L	L
				55.0	2.0 X10-5 M	EC	SURFACE TENSION LOG PLOT	SCHI	62019	T	L
3.	E O M	UREA		10	1.2 X10-4 M	EC	SURFACE TENSION LOG PLOT	SCHI	64020	T	L
6.	E O M	UREA		10	2.08 X10-4 M	EC	SURFACE TENSION LOG PLOT	SCHI	64020	T	L
3.	E O M	UREA		25	6.25 X10-5 M	EC	SURFACE TENSION LOG PLOT	SCHI	64020	T	L
6.	E O M	UREA		25	1.25 X10-4 M	EC	SURFACE TENSION LOG PLOT	SCHI	64020	T	L
3.	E O M	UREA		45	3.4 X10-5 M	EC	SURFACE TENSION LOG PLOT	SCHI	64020	T	L
6.	E O M	UREA		45	5.6 X10-5 M	EC	SURFACE TENSION LOG PLOT	SCHI	64020	T	L
2.5	E I I	0001		05.0	9.0 X10-5 M	EC	SURFACE TENSION LOG PLOT	SCHI MANN	66001	L	L
5.0	E I I	0001		05.0	9.0 X10-5 M	EC	SURFACE TENSION LOG PLOT	SCHI MANN	66001	L	L
7.5	E I I	0001		05.0	1.5 X10-4 M	ED	SURFACE TENSION LOG PLOT	SCHI MANN	66001	L	L
9.0	E I I	0001		05.0	3.0 X10-4 M	EC	SURFACE TENSION LOG PLOT	SCHI MANN	66001	L	L
2.5	E I I	0001		25.0	5.0 X10-5 M	EC	SURFACE TENSION LOG PLOT	SCHI MANN	66001	L	L
5.0	E I I	0001		25.0	5.1 X10-5 M	EC	SURFACE TENSION LOG PLOT	SCHI MANN	66001	L	L
7.5	E I I	0001		25.0	7.5 X10-5 M	EC	SURFACE TENSION LOG PLOT	SCHI MANN	66001	L	L
9.0	E I I	0001		25.0	2.0 X10-4 M	ED	SURFACE TENSION LOG PLOT	SCHI MANN	66001	L	L
2.5	E I I	0001		45.0	2.8 X10-5 M	EC	SURFACE TENSION LOG PLOT	SCHI MANN	66001	L	L
5.0	E I I	0001		45.0	3.0 X10-5 M	EC	SURFACE TENSION LOG PLOT	SCHI MANN	66001	L	L
7.5	E I I	0001		45.0	4.2 X10-5 M	EC	SURFACE TENSION LOG PLOT	SCHI MANN	66001	L	L
9.0	E I I	0001		45.0	1.3 X10-4 M	ED	SURFACE TENSION LOG PLOT	SCHI MANN	66001	L	L
0097				25			SEE CMPD NMBR IN ADDITV	SCHI	66025		X
34 ENTRIES FOR COMPOUND											
COMPOUND NO = 116 MOL WGT - 1,508.1 DODECYL /OXYETHYLENE/30 ALCOHOL											
REDUCED POLYDISPERSION OF HEAD GROUPS											
					64020		VALUES FRM REF IN CMC	SCHI	63026		R
					62019		VALUES FRM REF IN CMC	SCHI	63026		R
					62019		VALUES FRM REF IN CMC	SCHI ATLA	62020		R
				01.0	1.20 X10-4 M	EC	SURFACE TENSION LOG PLOT	SCHI	63026	L	L
				01.0	1.20 X10-4 M	EC	SURFACE TENSION LOG PLOT	SCHI	63026	L	L
				05.0	1.00 X10-4 M	EC	SURFACE TENSION LOG PLOT	SCHI	63026	L	L
				05.0	1.00 X10-4 M	EC	SURFACE TENSION LOG PLOT	SCHI	63026	L	L
				05.0	1.0 X10-4 M	ED	SURFACE TENSION LOG PLOT	SCHI MANN	66001	L	L
				10.0	9.0 X10-5 M	EC	SURFACE TENSION LOG PLOT	SCHI	63026	L	L
				10	9.0 X10-5 M	EC	SURFACE TENSION LOG PLOT	SCHI	64020	T	L
				25	8.0 X10-5 M	EC	SURFACE TENSION LOG PLOT	SCHI	66025	L	L
				25.0	8.0 X10-5 M	EC	SURFACE TENSION LOG PLOT	SCHI	62019	T	L
				25	8.0 X10-5 M	EC	SURFACE TENSION LOG PLOT	SCHI	64020	T	L
				25.0	8.0 X10-5 M	EC	SURFACE TENSION LOG PLOT	SCHI MANN	66001	L	L
				40.0	5.0 X10-5 M	EC	SURFACE TENSION LOG PLOT	SCHI	63026	L	L
				40.0	5.0 X10-5 M	EC	SURFACE TENSION LOG PLOT	SCHI	63026	L	L
				45	4.8 X10-5 M	EC	SURFACE TENSION LOG PLOT	SCHI	64020	T	L
				45.0	4.8 X10-5 M	EC	SURFACE TENSION LOG PLOT	SCHI MANN	66001	L	L
				55.0	4.0 X10-5 M	EC	SURFACE TENSION LOG PLOT	SCHI	62019	T	L
8.6	E-1 M	LI CL		25	4.0 X10-5 M	EC	SURFACE TENSION LOG PLOT	SCHI	64020	T	L
4.3	E-1 M	NA CL		01.0	9.0 X10-5 M	EC	SURFACE TENSION LOG PLOT	SCHI	63026	L	L
8.6	E-1 M	NA CL		01.0	7.0 X10-5 M	EC	SURFACE TENSION LOG PLOT	SCHI	63026	L	L
4.3	E-1 M	NA CL		05.0	7.0 X10-5 M	EC	SURFACE TENSION LOG PLOT	SCHI	63026	L	L
8.6	E-1 M	NA CL		05.0	5.0 X10-5 M	EC	SURFACE TENSION LOG PLOT	SCHI	63026	L	L
4.3	E-1 M	NA CL		10.0	5.5 X10-5 M	EC	SURFACE TENSION LOG PLOT	SCHI	63026	L	L
8.6	E-1 M	NA CL		10.0	3.5 X10-5 M	EC	SURFACE TENSION LOG PLOT	SCHI	63026	L	L
4.3	E-1 M	NA CL		25	3.0 X10-5 M	EC	SURFACE TENSION LOG PLOT	SCHI	64020	T	L
8.6	E-1 M	NA CL		25	2.0 X10-5 M	EC	SURFACE TENSION LOG PLOT	SCHI	64020	T	L
4.3	E-1 M	NA CL		40.0	2.0 X10-5 M	ED	SURFACE TENSION LOG PLOT	SCHI	63026	L	L
8.6	E-1 M	NA CL		40.0	1.2 X10-5 M	ED	SURFACE TENSION LOG PLOT	SCHI	63026	L	L
4.3	E-1 M	NA CL		55.0	1.3 X10-5 M	ED	SURFACE TENSION LOG PLOT	SCHI	63026	L	L
8.6	E-1 M	NA CL		55.0	8. X10-6 M	EE	SURFACE TENSION LOG PLOT	SCHI	63026	L	L
8.6	E-1 N	NA2 S04		01.0	5.0 X10-5 M	EC	SURFACE TENSION LOG PLOT	SCHI	63026	L	L
8.6	E-1 N	NA2 S04		05.0	4.0 X10-5 M	EC	SURFACE TENSION LOG PLOT	SCHI	63026	L	L
8.6	E-1 N	NA2 S04		10.0	2.5 X10-5 M	EC	SURFACE TENSION LOG PLOT	SCHI	63026	L	L
4.3	E-1 M	NA2 S04		25	1.2 X10-5 M	EC	SURFACE TENSION LOG PLOT	SCHI	64020	T	L
8.6	E-1 N	NA2 S04		40.0	6. X10-6 M	EE	SURFACE TENSION LOG PLOT	SCHI	63026	L	L
8.6	E-1 N	NA2 S04		55.0	4. X10-6 M	EE	SURFACE TENSION LOG PLOT	SCHI	63026	L	L
8.6	E-1 M	NA CNS		01.0	9.5 X10-5 M	EC	SURFACE TENSION LOG PLOT	SCHI	63026	L	L
8.6	E-1 M	NA CNS		05.0	8.0 X10-5 M	EC	SURFACE TENSION LOG PLOT	SCHI	63026	L	L
8.6	E-1 M	NA CNS		10.0	6.5 X10-5 M	EC	SURFACE TENSION LOG PLOT	SCHI	63026	L	L
8.6	E-1 M	NA CNS		25	5.5 X10-5 M	EC	SURFACE TENSION LOG PLOT	SCHI	64020	T	L
8.6	E-1 M	NA CNS		40.0	4.0 X10-5 M	EC	SURFACE TENSION LOG PLOT	SCHI	63026	L	L
8.6	E-1 M	NA CNS		55.0	3.0 X10-5 M	EC	SURFACE TENSION LOG PLOT	SCHI	63026	L	L
8.6	E-1 M	(CH3)4 N CL		25	3.0 X10-5 M	EC	SURFACE TENSION LOG PLOT	SCHI	64020	T	L
3.	E O M	UREA		10	3.6 X10-4 M	EC	SURFACE TENSION LOG PLOT	SCHI	64020	T	L
6.	E O M	UREA		10	7.2 X10-4 M	EC	SURFACE TENSION LOG PLOT	SCHI	64020	T	L

Concentration units: A—mol %; B—vol % solvent; C—mol % surfactant mixture; D—wt/vol %; E—% saturation; H—wt % solvent; I—mol % surfactant; K—normality

counterions; M—molar; N—normal; P—wt %; Q—wt % surfactant; R—varied; S—mol/kg; T—wt % surfactant mixture; U—mol/(l or kg); W—molal; Y—atm. Details on page 222.



*Complete Table of Critical Micelle Concentration Values—Continued*

Additives			Temp. °C	CMC		Qual. Mat. Meth.	Method			Authors	Reference	Source	Evaluation
3.	E O M	UREA	25	1.6	X10-4 M	EC	SURFACE TENSION	LOG	PLOT	SCHI	64020	T	L
6.	E O M	UREA	25	2.5	X10-4 M	EC	SURFACE TENSION	LOG	PLOT	SCHI	64020	T	L
3.	E O M	UREA	45	6.7	X10-5 M	EC	SURFACE TENSION	LOG	PLOT	SCHI	64020	T	L
6.	E O M	UREA	45	9.45	X10-5 M	EC	SURFACE TENSION	LOG	PLOT	SCHI	64020	T	L
2.5	E O C	0001	05.0	1.0	X10-4 M	ED	SURFACE TENSION	LOG	PLOT	SCHI MANN	66001	L	L
5.0	E O C	0001	05.0	1.6	X10-4 M	ED	SURFACE TENSION	LOG	PLOT	SCHI MANN	66001	L	L
7.5	E O C	0001	05.0	2.5	X10-4 M	ED	SURFACE TENSION	LOG	PLOT	SCHI MANN	66001	L	L
9.0	E O C	0001	05.0	7.0	X10-4 M	EC	SURFACE TENSION	LOG	PLOT	SCHI MANN	66001	L	L
2.5	E O C	0001	25.0	8.0	X10-5 M	EC	SURFACE TENSION	LOG	PLOT	SCHI MANN	66001	L	L
5.0	E O C	0001	25.0	9.0	X10-5 M	EC	SURFACE TENSION	LOG	PLOT	SCHI MANN	66001	L	L
7.5	E O C	0001	25.0	1.6	X10-4 M	ED	SURFACE TENSION	LOG	PLOT	SCHI MANN	66001	L	L
9.0	E O C	0001	25.0	4.6	X10-4 M	EC	SURFACE TENSION	LOG	PLOT	SCHI MANN	66001	L	L
2.5	E O C	0001	45.0	4.8	X10-5 M	EC	SURFACE TENSION	LOG	PLOT	SCHI MANN	66001	L	L
5.0	E O C	0001	45.0	6.0	X10-5 M	EC	SURFACE TENSION	LOG	PLOT	SCHI MANN	66001	L	L
7.5	E O C	0001	45.0	9.6	X10-5 M	EC	SURFACE TENSION	LOG	PLOT	SCHI MANN	66001	L	L
9.0	E O C	0001	45.0	2.4	X10-4 M	ED	SURFACE TENSION	LOG	PLOT	SCHI MANN	66001	L	L
		0097	25				SEE CMPD NMBR IN ADDITV			SCHI	66025		X
8.6	E-1 M	LI CL	25	5.0	X10-5 M	EC	SURFACE TENSION	LOG	PLOT	SCHI	64020	T	L
3.	E O M	UREA											
8.6	E-1 M	LI CL	25	8.0	X10-5 M	EC	SURFACE TENSION	LOG	PLOT	SCHI	64020	T	L
6.	E O M	UREA											
4.3	E-1 M	NA CL	25	4.5	X10-5 M	EC	SURFACE TENSION	LOG	PLOT	SCHI	64020	T	L
3.	E O M	UREA											
4.3	E-1 M	NA CL	25	1.0	X10-4 M	EC	SURFACE TENSION	LOG	PLOT	SCHI	64020	T	L
6.	E O M	UREA											
8.6	E-1 M	NA CL	25	5.0	X10-5 M	EC	SURFACE TENSION	LOG	PLOT	SCHI	64020	T	L
3.	E O M	UREA											
8.6	E-1 M	NA CL	25	1.2	X10-4 M	EC	SURFACE TENSION	LOG	PLOT	SCHI	64020	T	L
6.	E O M	UREA											
4.3	E-1 M	NA2 S04	25	2.9	X10-5 M	EC	SURFACE TENSION	LOG	PLOT	SCHI	64020	T	L
3.	E O M	UREA											
4.3	E-1 M	NA2 S04	25	3.6	X10-5 M	EC	SURFACE TENSION	LOG	PLOT	SCHI	64020	T	L
6.	E O M	UREA											
8.6	E-1 M	NA CNS	25	8.7	X10-5 M	EC	SURFACE TENSION	LOG	PLOT	SCHI	64020	T	L
3.	E O M	UREA											
8.6	E-1 M	NA CNS	25	1.1	X10-4 M	EC	SURFACE TENSION	LOG	PLOT	SCHI	64020	T	L
6.	E O M	UREA											
8.6	E-1 M	(CH3)4 N CL	25	5.7	X10-5 M	EC	SURFACE TENSION	LOG	PLOT	SCHI	64020	T	L
3.	E O M	UREA											
8.6	E-1 M	(CH3)4 N CL	25	1.0	X10-4 M	EC	SURFACE TENSION	LOG	PLOT	SCHI	64020	T	L
6.	E O M	UREA											
76 ENTRIES FOR COMPOUND													
COMPOUND NO = 117 MOL WGT - 1,564.2 HEXADECYL /OXYETHYLENE/30 ALCOHOL													
REDUCED POLYDISPERSION OF HEAD GROUPS													
			01.0	3.0	X10-5 M	EC	SURFACE TENSION	LOG	PLOT	SCHI	63026	L	L
			05.0	2.5	X10-5 M	EC	SURFACE TENSION	LOG	PLOT	SCHI	63026	L	L
			10.0	2.0	X10-5 M	ED	SURFACE TENSION	LOG	PLOT	SCHI	63026	L	L
			10	2.0	X10-5 M	EC	SURFACE TENSION	LOG	PLOT	SCHI	64020	T	L
			25	1.4	X10-5 M	ED	SURFACE TENSION	LOG	PLOT	SCHI	66025	L	L
			25.0	1.1	X10-5 M	ED	SURFACE TENSION	LOG	PLOT	SCHI	63026	L	L
			25	1.1	X10-5 M	EC	SURFACE TENSION	LOG	PLOT	SCHI	64020	T	L
			40.0	6.	X10-6 M	EE	SURFACE TENSION	LOG	PLOT	SCHI	63026	L	L
			45	5.0	X10-6 M	EC	SURFACE TENSION	LOG	PLOT	SCHI	64020	T	L
			55.0	4.	X10-6 M	EE	SURFACE TENSION	LOG	PLOT	SCHI	63026	L	L
3.	E O M	UREA	10	3.2	X10-5 M	EC	SURFACE TENSION	LOG	PLOT	SCHI	64020	T	L
6.	E O M	UREA	10	4.0	X10-5 M	EC	SURFACE TENSION	LOG	PLOT	SCHI	64020	T	L
3.	E O M	UREA	25	1.6	X10-5 M	EC	SURFACE TENSION	LOG	PLOT	SCHI	64020	T	L
6.	E O M	UREA	25	2.0	X10-5 M	EC	SURFACE TENSION	LOG	PLOT	SCHI	64020	T	L
3.	E O M	UREA	45	6.35	X10-6 M	EC	SURFACE TENSION	LOG	PLOT	SCHI	64020	T	L
6.	E O M	UREA	45	7.9	X10-6 M	EC	SURFACE TENSION	LOG	PLOT	SCHI	64020	T	L
		0099	25				SEE CMPD NMBR IN ADDITV			SCHI	66025		X
17 ENTRIES FOR COMPOUND													
COMPOUND NO = 118 MOL WGT - 215.3 OCTYL N BETAINE													
			21	2.17	X10-1 M	BC	TURBIDITY PLT	LITE	SCATR	TORI NAKA	63009	T	L
			23	1.7	X10-1 M	CD	SURFACE TENSION	LOG	PLOT	BECK WOOD	63015	T	L
			23	1.7	X10-1 M	CD	FOTOMTR	SPCTR	CHNGE BRPB	BECK WOOD	63015	T	L
			27	2.50	X10-1 M	BB	SURFACE TENSION	LOG	PLOT	TORI NAKA	63009	T	L
			27	2.50	X10-1 M	BC	DENSITY			TORI NAKA	63009	T	L
5 ENTRIES FOR COMPOUND													

Concentration units: A—mol %; B—vol % solvent; C—mol % surfactant mixture; D—wt/vol %; E—% saturation; H—wt % solvent; I—mol % surfactant; K—normality

counterions; M—molar; N—normal; P—wt %; Q—wt % surfactant; R—varied; S—mol/kg; T—wt % surfactant mixture; U—mol/(l or kg); W—molar; Y—atm. Details on page 222.

*Complete Table of Critical Micelle Concentration Values—Continued*

Additives	Temp. °C	CMC	Qual. Mat. Meth.	Method	Authors	Reference	Source Evaluation
COMPOUND NO = 119 MOL WGT -	243.4	DECYL N BETAINE					
	20	1.68 X10-2 M	BB	SURFACE TENSION LOG PLOT	MOLY RHOD	65003	GL L
	20.2	2.1 X10-2 M	CD	REFRACTIVE INDEX	BECK WOOD	63015	T L
	23	1.8 X10-2 M	CD	FOTOMTR SPCTR CHNG BRPB	BECK WOOD	63015	T L
	23	2.0 X10-2 M	CD	FOTOMTR SPCTR CHNG I2	BECK WOOD	63015	T L
	23	1.8 X10-2 M	CD	SURFACE TENSION LOG PLOT	BECK WOOD	63015	T L
5 ENTRIES FOR COMPOUND							
COMPOUND NO = 120 MOL WGT -	257.4	UNDECYL N BETAINE					
	20	7.1 X10-3 M	BB	SURFACE TENSION LOG PLOT	MOLY RHOD	65003	GL L
	20.2	6.4 X10-3 M	CC	REFRACTIVE INDEX	BECK WOOD	63015	T L
	23	6.0 X10-3 M	CC	FOTOMTR SPCTR CHNG BRPB	BECK WOOD	63015	T L
	23	6.4 X10-3 M	CC	FOTOMTR SPCTR CHNG I2	BECK WOOD	63015	T L
	23	6.6 X10-3 M	CC	SURFACE TENSION LOG PLOT	BECK WOOD	63015	T L
5 ENTRIES FOR COMPOUND							
COMPOUND NO = 121 MOL WGT -	271.4	DODECYL N BETAINE					
	10.2	2.0 X10-3 M	BC	REFRACTIVE INDEX	MOLY RHOD	65003	GL L
	20.2	2.1 X10-3 M	CD	REFRACTIVE INDEX	BECK WOOD	63015	T L
	20	2.00 X10-3 M	BB	SURFACE TENSION LOG PLOT	MOLY RHOD	65003	GL L
	20.2	2.1 X10-3 M	BC	REFRACTIVE INDEX	MOLY RHOD	65003	GL L
	23	1.8 X10-3 M	CD	SURFACE TENSION LOG PLOT	BECK WOOD	63015	T L
	23	1.6 X10-3 M	CD	FOTOMTR SPCTR CHNG BRPB	BECK WOOD	63015	T L
	23	1.8 X10-3 M	CD	FOTOMTR SPCTR CHNG I2	BECK WOOD	63015	T L
	25.2	2.2 X10-3 M	BC	REFRACTIVE INDEX	MOLY RHOD	65003	GL L
	30.0	2.3 X10-3 M	BC	REFRACTIVE INDEX	MOLY RHOD	65003	GL L
	35.7	2.4 X10-3 M	BC	REFRACTIVE INDEX	MOLY RHOD	65003	GL L
	45.1	2.6 X10-3 M	BC	REFRACTIVE INDEX	MOLY RHOD	65003	GL L
	49.7	2.7 X10-3 M	BC	REFRACTIVE INDEX	MOLY RHOD	65003	GL L
	57.0	2.8 X10-3 M	BC	REFRACTIVE INDEX	MOLY RHOD	65003	GL L
13 ENTRIES FOR COMPOUND							
COMPOUND NO = 122 MOL WGT -	299.5	TETRADECYL N BETAINE					
	20	1.78 X10-4 M	BB	SURFACE TENSION LOG PLOT	MOLY RHOD	65003	GL L
	20.2	1.7 X10-4 M	CD	REFRACTIVE INDEX	BECK WOOD	63015	T L
	23	1.8 X10-4 M	CD	SURFACE TENSION LOG PLOT	BECK WOOD	63015	T L
	23	1.5 X10-4 M	CD	FOTOMTR SPCTR CHNG BRPB	BECK WOOD	63015	T L
	23	1.5 X10-4 M	CD	FOTOMTR SPCTR CHNG I2	BECK WOOD	63015	T L
5 ENTRIES FOR COMPOUND							
COMPOUND NO = 123 MOL WGT -	327.6	HEXADECYL N BETAINE					
	20.2	1.6 X10-5 M	CD	REFRACTIVE INDEX	BECK WOOD	63015	T L
	20	2.52 X10-5 M	BB	SURFACE TENSION LOG PLOT	MOLY RHOD	65003	GL L
	23	2.0 X10-5 M	CD	SURFACE TENSION LOG PLOT	BECK WOOD	63015	T L
	23	1.8 X10-5 M	CD	FOTOMTR SPCTR CHNG BRPB	BECK WOOD	63015	T L
	23	1.8 X10-5 M	CD	FOTOMTR SPCTR CHNG I2	BECK WOOD	63015	T L
5 ENTRIES FOR COMPOUND							
COMPOUND NO = 124 MOL WGT -	307.9	DODECYL N BETAINE HYDROCHLORIDE					
	23	1.98 X10-3 M	CC	SURFACE TENSION LOG PLOT	BECK WOOD	63015	T L
1 ENTRIES FOR COMPOUND							
COMPOUND NO = 125 MOL WGT -	336.0	TETRADECYL N BETAINE HYDROCHLORIDE					
	23	1.96 X10-3 M	CC	SURFACE TENSION LOG PLOT	BECK WOOD	63015	T L
1 ENTRIES FOR COMPOUND							
COMPOUND NO = 126 MOL WGT -	355.3	DODECYL TRIMETHYLAMMONIUM IODIDE					
	23			QUESTIONABLE CRITERION	BECK WOOD	63015	R
1 ENTRIES FOR COMPOUND							
COMPOUND NO = 127 MOL WGT -	403.3	DODECYL TRIMETHYL AMMONIUM IODATE					
4.94 E-1 W NA IO3	31.5	5.1 X10-3 M	BC	TURBIDITY PLT LITE SCATR	ANAC GHOS	63016	T L
5.1 E-3 M NA BR							
1 ENTRIES FOR COMPOUND							
COMPOUND NO = 128 MOL WGT -	273.5	DODECYL TRIMETHYL AMMONIUM FORMATE					
4.94 E-1 W NA HCO2 FORMATE	31.5	6.0 X10-3 M	BC	DEBYE PLT LIGHT SCATTER	ANAC GHOS	63016	T L
6.0 E-3 M NA BR							
1 ENTRIES FOR COMPOUND							

Concentration units: A—mol %; B—vol % solvent; C—mol % surfactant mixture; D—wt/vol %; E—% saturation; H—wt % solvent; I—mol % surfactant; K—normality

counterions; M—molar; N—normal; P—wt %; Q—wt % surfactant; R—varied; S—mol/kg; T—wt % surfactant mixture; U—mol/(l or kg); W—molal; Y—atm. Details on page 222.



*Complete Table of Critical Micelle Concentration Values—Continued*

Additives	Temp. °C	CMC	Qual. Mat. Meth.	Method	Authors	Reference	Source	Evaluation
COMPOUND NO = 129 MOL WGT -	356.4	DODECYL	TRIMETHYL AMMONIUM BROMATE					
4.97 E-1 W NA BR03	31.5 3.3	X10-3 M	BC	DEBYE PLT LIGHT SCATTER	ANAC GHOS	63016	T	L
3.3 E-3 M NA BR								
1 ENTRIES FOR COMPOUND								
COMPOUND NO = 130 MOL WGT -	247.4	DODECYL	TRIMETHYL AMMONIUM FLUORIDE					
4.92 E-1 W NA F	31.5 8.4	X10-3 M	BC	DEBYE PLT LIGHT SCATTER	ANAC GHOS	63016	T	L
8.4 E-3 M NA BR								
1 ENTRIES FOR COMPOUND								
COMPOUND NO = 131 MOL WGT -	290.5	DODECYL	TRIMETHYLAMMONIUM NITRATE					
4.99 E-1 W NA NO3	31.5 8.	X10-4 M	BD	DEBYE PLT LIGHT SCATTER	ANAC GHOS	63016	T	L
0.8 E-4 M NA BR								
1 ENTRIES FOR COMPOUND								
COMPOUND NO = 132 MOL WGT -	229.4	OCTYL C	BETAINE					
	6	1.04 X10-1 M	BB	SURFACE TENSION LOG PLOT	TORI NAKA	63008	T	L
	21	1.20 X10-1 M	BC	TURBIDITY PLT LITE SCATR	TORI NAKA	63009	T	L
	27	9.7 X10-2 M	BB	SURFACE TENSION LOG PLOT	TORI NAKA	63008	T	L
	27	1.25 X10-1 M	BC	DENSITY	TORI NAKA	63009	T	L
	27	8.5 X10-2 M	BC	FOTOMTR SOLUBLZTN SDN 4	TORI NAKA	63008	T	L
	27	9.7 X10-2 M	BB	SURFACE TENSION LOG PLOT	TORI NAKA	63009	T	L
	29	8.5 X10-2 M	BC	FOTOMTR SOLUBLZTN SDN 4	TORI NAKA	63010	T	L
	45	9.1 X10-2 M	BB	SURFACE TENSION LOG PLOT	TORI NAKA	63008	T	L
	60	8.6 X10-2 M	BB	SURFACE TENSION LOG PLOT	TORI NAKA	63008	T	L
5. E-1 M CA CL2	27	8.5 X10-2 M	BB	SURFACE TENSION LOG PLOT	TORI NAKA	63008	T	L
1.0 E O M CA CL2	27	7.1 X10-2 M	BB	SURFACE TENSION LOG PLOT	TORI NAKA	63008	T	L
1. E-1 M NA CL	27	8.1 X10-2 M	BC	FOTOMTR SOLUBLZTN SDN 4	TORI NAKA	63008	T	L
3. E-1 M NA CL	27	7.8 X10-2 M	BC	FOTOMTR SOLUBLZTN SDN 4	TORI NAKA	63008	T	L
5. E-1 M NA CL	27	7.6 X10-2 M	BC	FOTOMTR SOLUBLZTN SDN 4	TORI NAKA	63008	T	L
5. E-1 M NA CL	27	8.5 X10-2 M	BB	SURFACE TENSION LOG PLOT	TORI NAKA	63008	T	L
7. E-1 M NA CL	27	7.3 X10-2 M	BC	FOTOMTR SOLUBLZTN SDN 4	TORI NAKA	63008	T	L
1.0 E O M NA CL	27	6.8 X10-2 M	BC	FOTOMTR SOLUBLZTN SDN 4	TORI NAKA	63008	T	L
1.0 E O M NA CL	27	7.0 X10-2 M	BB	SURFACE TENSION LOG PLOT	TORI NAKA	63008	T	L
1.5 E O M NA CL	27	6.1 X10-2 M	BB	SURFACE TENSION LOG PLOT	TORI NAKA	63008	T	L
2.0 E O M NA CL	27	5.2 X10-2 M	BB	SURFACE TENSION LOG PLOT	TORI NAKA	63008	T	L
1.00 E 2 I NA OH	27	7.4 X10-2 M	BC	FOTOMTR SOLUBLZTN SDN 4	TORI NAKA	63008	T	L
5. E-1 M NA2 SO4	27	4.6 X10-2 M	BB	SURFACE TENSION LOG PLOT	TORI NAKA	63008	T	L
1.0 E O M NA2 SO4	27	2.2 X10-2 M	BB	SURFACE TENSION LOG PLOT	TORI NAKA	63008	T	L
1.00 E 2 I NA OH	27	7.2 X10-2 M	BC	FOTOMTR SOLUBLZTN SDN 4	TORI NAKA	63008	T	L
1. E-1 M NA CL								
1.00 E 2 I NA OH	27	6.0 X10-2 M	BC	FOTOMTR SOLUBLZTN SDN 4	TORI NAKA	63008	T	L
5. E-1 M NA CL								
25 ENTRIES FOR COMPOUND								
COMPOUND NO = 133 MOL WGT -	257.4	DECYL C	BETAINE					
	10	1.39 X10-2 M	BB	SURFACE TENSION LOG PLOT	TORI NAKA	63008	T	L
	21	1.44 X10-2 M	BC	TURBIDITY PLT LITE SCATR	TORI NAKA	63012	T	L
	27	1.31 X10-2 M	BB	SURFACE TENSION LOG PLOT	TORI NAKA	63008	T	L
	27	9.8 X10-3 M	BC	FOTOMTR SOLUBLZTN SDN 4	TORI NAKA	63008	T	L
	27	1.31 X10-2 M	BB	SURFACE TENSION LOG PLOT	TORI NAKA	63012	T	L
	29	9.8 X10-3 M	BC	FOTOMTR SOLU LZTN SDN 4	TORI NAK)	63010	T	L
	45	1.25 X10-2 M	BB	SURFACE TENSION LOG PLOT	TORI NAKA	63008	T	L
	60	1.19 X10-2 M	BB	SURFACE TENSION LOG PLOT	TORI NAKA	63008	T	L
5. E-1 M NA CL	27	8.0 X10-3 M	BC	FOTOMTR SOLUBLZTN SDN 4	TORI NAKA	63008	T	L
5. E-1 M NA CL	27	1.04 X10-2 M	BB	SURFACE TENSION LOG PLOT	TORI NAKA	63008	T	L
1.0 E O M NA CL	27	8.0 X10-3 M	BB	SURFACE TENSION LOG PLOT	TORI NAKA	63008	T	L
1.0 E O M NA CL	27	6.5 X10-3 M	BC	FOTOMTR SOLUBLZTN SDN 4	TORI NAKA	63008	T	L
1.5 E O M NA CL	27	6.2 X10-3 M	BB	SURFACE TENSION LOG PLOT	TORI NAKA	63008	T	L
2.0 E O M NA CL	27	4.8 X10-3 M	BB	SURFACE TENSION LOG PLOT	TORI NAKA	63008	T	L
14 ENTRIES FOR COMPOUND								
COMPOUND NO = 134 MOL WGT -	285.5	DODECYL C	BETAINE					
	10	1.39 X10-3 M	BB	SURFACE TENSION LOG PLOT	TORI NAKA	63008	T	L
	21	1.58 X10-3 M	BC	TURBIDITY PLT LITE SCATR	TORI NAKA	63012	T	L
	27	1.10 X10-3 M	BC	FOTOMTR SOLUBLZTN SDN 4	TORI NAKA	63008	T	L
	27	1.32 X10-3 M	BB	SURFACE TENSION LOG PLOT	TORI NAKA	63008	T	L
	27	1.32 X10-3 M	BB	SURFACE TENSION LOG PLOT	TORI NAKA	63012	T	L
	29	1.1 X10-3 M	BC	FOTOMTR SOLUBLZTN SDN 4	TORI NAKA	63010	T	L
	45	1.25 X10-3 M	BB	SURFACE TENSION LOG PLOT	TORI NAKA	63008	T	L

Concentration units: A—mol %; B—vol % solvent; C—mol % surfactant mixture; D—wt/vol %; E—% saturation; H—wt % solvent; I—mol % surfactant; K—normality

counterions; M—molar; N—normal; P—wt %; Q—wt % surfactant; R—varied; S—mol/kg; T—wt % surfactant mixture; U—mol/(l or kg); W—molar; Y—atm. Details on page 222.

# Complete Table of Critical Micelle Concentration Values—Continued

Additives			Temp. °C	CMC	Qual. Mat. Meth.	Method	Authors	Reference	Source	Evaluation
5.	E-1 M	NA CL	60	1.20 X10-3 M	BB	SURFACE TENSION LOG PLOT	TORI NAKA	63008	T	L
5.	E-1 M	NA CL	27	7.5 X10-4 M	BC	FOTOMTR SOLUBLZTN SDN 4	TORI NAKA	63008	T	L
5.	E-1 M	NA CL	7	9.6 X10-4 M	BB	SURFACE TENSION LOG PLOT	TORI NAKA	63008	T	L
1.0	E O M	NA CL	27	6.8 X10-4 M	BB	SURFACE TENSION LOG PLOT	TORI NAKA	63008	T	L
1.0	E O M	NA CL	27	5.3 X10-4 M	BC	FOTOMTR SOLUBLZTN SDN 4	TORI NAKA	63008	T	L
1.5	E O M	NA CL	27	4.8 X10-4 M	BB	SURFACE TENSION LOG PLOT	TORI NAKA	63008	T	L
2.0	E O M	NA CL	27	3.4 X10-4 M	BB	SURFACE TENSION LOG PLOT	TORI NAK)	63008	T	L
14 ENTRIES FOR COMPOUND										
COMPOUND NO = 135 MOL WGT -			265.8	OCTYL C BETAINE HYDROCHLORIDE						
1.	E-1 M	NA CL	27	6.0 X10-2 M	BC	FOTOMTR SOLUBLZTN SDN 4	TORI NAKA	63008	T	L
2 ENTRIES FOR COMPOUND			27	4.2 X10-2 M	BC	FOTOMTR SOLUBLZTN SDN 4	TORI NAKA	63008	T	L
COMPOUND NO = 136 MOL WGT -			237.3	SODIUM ALPHA DIMETHYL AMINO CAPRATE						
1.	E-1 M	NA CL	27	9.6 X10-2 M	BC	FOTOMTR SOLUBLZTN SDN 4	TORI NAKA	63008	T	L
2 ENTRIES FOR COMPOUND			27	7.0 X10-2 M	BC	FOTOMTR SOLUBLZTN SDN 4	TORI NAKA	63008	T	L
COMPOUND NO = 137 MOL WGT -			251.8	ALPHA DIMETHYLAMINO CAPRIC ACID HYDROCHLORIDE						
1.	E-1 M	NA CL	27	8.0 X10-2 M	BC	FOTOMTR SOLUBLZTN SDN 4	TORI NAKA	63008	T	L
2 ENTRIES FOR COMPOUND			27	4.2 X10-2 M	BC	FOTOMTR SOLUBLZTN SDN 4	TORI NAKA	63008	T	L
COMPOUND NO = 138 MOL WGT -			306.3	SODIUM NONYL BENZENE SULFONATE BRANCHED HYDROCARBON CHAIN						
			25	1.57 X10-2 M	HB	FOTOMTR SOLUBLZTN OROT	GINN HARR	60010	G	L
			50	1.71 X10-2 M	HB	FOTOMTR SOLUBLZTN OROT	GINN HARR	60010	G	L
			75	2.30 X10-2 M	HB	FOTOMTR SOLUBLZTN OROT	GINN HARR	60010	G	L
3 ENTRIES FOR COMPOUND										
COMPOUND NO = 139 MOL WGT -			348.4	SODIUM DODECYL BENZENE SULFONATE BRANCHED HYDROCARBON CHAIN						
						QUESTIONABLE CRITERION	YANG FOST	53015		R
			25	4.90 X10-3 M	HC	FOTOMTR SOLUBLZTN OROT	GINN KINN	59009	T	L
			25	4.80 X10-3 M	HC	FOTOMTR SOLUBLZTN OROT	GINN KINN	59009	T	L
			25	5.0 X10-3 M	HB	FOTOMTR SOLUBLZTN OROT	GINN HARR	60010	G	L
			25	1.53 X10-1 D	HC	SPECFC CONDUCTNCE GRAPH	GINN HARR	58008	T	L
			25	1.23 X10-1 D	HC	SURFACE TENSION UNSPEC	GINN HARR	58008	T	L
			25	7. X10-2 D	HG	VISUAL SPCTR CHNGE PNCN	GINN HARR	58008	T	L
			25	4.1 X10-2 D	HG	FOTOMTR SPCTR CHNGE PNCN	GINN HARR	58008	T	L
			25	1.17 X10-1 D	HE	METHOD NOT CITED	GINN HARR	61014	T	L
			25	1.32 X10-1 D	HG	VISUAL SPCTR CHNGE PNCN	GINN HARR	58008	T	L
			25	1.10 X10-1 D	HG	FOTOMTR SPCTR CHNGE PNCN	GINN HARR	58008	T	L
			25	1.32 X10-1 D	HC	SPECFC CONDUCTNCE GRAPH	GINN HARR	58008	T	L
			25	1.15 X10-1 D	HC	FOTOMTR SOLUBLZTN OROT	GINN KINN	61015	T	L
			26	1.23 X10-1 D	HB	SURFACE TENSION LOG PLOT	MANK	64010	T	L
			26	3.53 X10-3 M	HB	SURFACE TENSION LOG PLOT	MANK	66021	T	L
			35	1.3 X10-1 D	HC	FOTOMTR SOLUBLZTN OROT	GINN KINN	61015	T	L
			50	7.5 X10-3 M	HB	FOTOMTR SOLUBLZTN OROT	GINN HARR	60010	G	L
			60	1.4 X10-1 D	HC	FOTOMTR SOLUBLZTN OROT	GINN KINN	61015	T	L
			60	7.0 X10-2 D	HC	FOTOMTR SOLUBLZTN OROT	GINN KINN	61015	T	L
			75	8.0 X10-3 M	HB	FOTOMTR SOLUBLZTN OROT	GINN HARR	60010	G	L
			75	1.75 X10-1 D	HE	METHOD NOT CITED	GINN HARR	61014	T	L
2.1	E O Q	C12 DIETHANOLAMIDE	25	5.2 X10-2 D	HG	FOTOMTR SPCTR CHNGE PNCN	GINN HARR	58008	T	L
2.1	E O Q	C12 DIETHANOLAMIDE	25	6.7 X10-2 D	HC	SPECFC CONDUCTNCE GRAPH	GINN HARR	58008	T	L
2.1	E O Q	C12 DIETHANOLAMIDE	25	2.1 X10-2 D	HC	SURFACE TENSION UNSPEC	GINN HARR	58008	T	L
1.	E 2 I	NA CL	25	4.50 X10-3 M	HC	FOTOMTR SOLUBLZTN OROT	GINN KINN	59009	T	L
4.	E 2 I	NA CL	25	3.63 X10-3 M	HC	FOTOMTR SOLUBLZTN OROT	GINN KINN	59009	T	L
1.	E 2 I	NA2 C03	25	4.00 X10-3 M	HC	FOTOMTR SOLUBLZTN OROT	GINN KINN	59009	T	L
4.	E 2 I	NA2 C03	25	2.15 X10-3 M	HC	FOTOMTR SOLUBLZTN OROT	GINN KINN	59009	T	L
1.	E 2 I	NA OH	25	4.10 X10-3 M	HC	FOTOMTR SOLUBLZTN OROT	GINN KINN	59009	T	L
4.	E 2 I	NA OH	25	3.00 X10-3 M	HC	FOTOMTR SOLUBLZTN OROT	GINN KINN	59009	T	L
1.	E 2 I	NA4 P207 PYRO	25	3.46 X10-3 M	HC	FOTOMTR SOLUBLZTN OROT	GINN KINN	59009	T	L
4.	E 2 I	NA4 P207 PYRO	25	2.14 X10-3 M	HC	FOTOMTR SOLUBLZTN OROT	GINN KINN	59009	T	L
1.	E 2 I	NA P04	25	3.65 X10-3 M	HC	FOTOMTR SOLUBLZTN OROT	GINN KINN	59009	T	L
4.	E 2 I	NA P04	25	2.12 X10-3 M	HC	FOTOMTR SOLUBLZTN OROT	GINN KINN	59009	T	L
1.	E 2 I	NA14 P12037 POLY	25	2.88 X10-3 M	HC	FOTOMTR SOLUBLZTN OROT	GINN KINN	59009	T	L
4.	E 2 I	NA14 P12037 POLY	25	1.55 X10-3 M	HC	FOTOMTR SOLUBLZTN OROT	GINN KINN	59009	T	L
1.	E 2 I	NA53 P500154 POLY	25	1.90 X10-3 M	HC	FOTOMTR SOLUBLZTN OROT	GINN KINN	59009	T	L
1.	E 2 I	NA2 SI03 META	25	4.00 X10-3 M	HC	FOTOMTR SOLUBLZTN OROT	GINN KINN	59009	T	L

Concentration units: A—mol %; B—vol % solvent; C—mol % surfactant mixture; D—wt/vol %; E—% saturation; H—wt % solvent; I—mol % surfactant; K—normality

counterions; M—molar; N—normal; P—wt %; Q—wt % surfactant; R—varied; S—mol/kg; T—wt % surfactant mixture; U—mol/(l or kg); W—molal; Y—atm. Details on page 222.



*Complete Table of Critical Micelle Concentration Values—Continued*

Additives				Temp. °C	CMC	Qual. Mat. Meth.	Method	Authors	Reference	Source	Evaluation
4.	E 2 I	NA2 SI03	META	25	2.16 X10-3 M	HC	FOTOMTR SOLUBLZTN OROT	GINN KINN	59009	T	L
2.1	E 0 Q	NA5 P3010	TRIPOLY	25	4. X10-2 D	HG	FOTOMTR SPCTR CHNGE PNCN	GINN HARR	58008	T	L
2.1	E 0 Q	NA5 P3010	TRIPOLY	25	1.10 X10-1 D	HC	SURFACE TENSION UNSPEC	GINN HARR	58008	T	L
1.	E 2 I	NA5 P3010	TRIPOLY	25	3.33 X10-3 M	HC	FOTOMTR SOLUBLZTN OROT	GINN KINN	59009	T	L
4.	E 2 I	NA5 P3010	TRIPOLY	25	2.20 X10-3 M	HC	FOTOMTR SOLUBLZTN OROT	GINN KINN	59009	T	L
2.	E 2 I	NA5 P3010	TRIPOLY	50	7.0 X10-2 D	HC	FOTOMTR SOLUBLZTN OROT	GINN KINN	61015	T	L
3.33	E 1 Q	0206		82	1.8 X10-3 D	HD	FOTOMTR SOLUBLZTN OROT	MANK	64010	T	L
5.0	E 1 Q	0206		82	7.5 X10-3 D	HC	FOTOMTR SOLUBLZTN OROT	MANK	64010	T	L
7.5	E 1 Q	0206		82	5. X10-3 D	HC	FOTOMTR SOLUBLZTN OROT	MANK	64010	T	L
47 ENTRIES FOR COMPOUND											
COMPOUND NO = 140 MOL WGT - 320.4 SODIUM DECYL BENZENE SULFONATE											
BRANCHED HYDROCARBON CHAIN											
				25	4.1 X10-3 M	HB	FOTOMTR SOLUBLZTN OROT	GINN HARR	60010	G	L
				50	4.8 X10-3 M	HB	FOTOMTR SOLUBLZTN OROT	GINN HARR	60010	G	L
				75	6.3 X10-3 M	HB	FOTOMTR SOLUBLZTN OROT	GINN HARR	60010	G	L
3 ENTRIES FOR COMPOUND											
COMPOUND NO = 141 MOL WGT - 362.4 SODIUM TRIDECYL BENZENE SULFONATE											
BRANCHED HYDROCARBON CHAIN											
				25	1.3 X10-3 M	HC	FOTOMTR SOLUBLZTN OROT	GINN HARR	60010	G	L
				25	5. X10-2 D	HE	FOTOMTR SOLUBLZTN OROT	GINN KINN	61015	T	L
				50	2.8 X10-3 M	HC	FOTOMTR SOLUBLZTN OROT	GINN HARR	60010	G	L
				50	1.0 X10-1 D	HC	FOTOMTR SOLUBLZTN OROT	GINN KINN	61015	T	L
				75	2.8 X10-3 M	HC	FOTOMTR SOLUBLZTN OROT	GINN HARR	60010	G	L
				75	1.0 X10-1 D	HC	FOTOMTR SOLUBLZTN OROT	GINN KINN	61015	T	L
2.	E 2 I	NA5 P3010	TRIPOLY	50	3.1 X10-2 D	HC	FOTOMTR SOLUBLZTN OROT	GINN KINN	61015	T	L
7 ENTRIES FOR COMPOUND											
COMPOUND NO = 142 MOL WGT - 390.5 SODIUM PENTADECYL BENZENE SULFONATE											
BRANCHED HYDROCARBON CHAIN											
				25	4.4 X10-4 M	HD	FOTOMTR SOLUBLZTN OROT	GINN HARR	60010	G	L
				25	1.7 X10-2 D	HC	FOTOMTR SOLUBLZTN OROT	GINN KINN	61015	T	L
				50	6.5 X10-4 M	HD	FOTOMTR SOLUBLZTN OROT	GINN HARR	60010	G	L
				50	2.1 X10-2 D	HC	FOTOMTR SOLUBLZTN OROT	GINN KINN	61015	T	L
				75	9.4 X10-4 M	HD	FOTOMTR SOLUBLZTN OROT	GINN HARR	60010	G	L
				75	3.5 X10-2 D	HC	FOTOMTR SOLUBLZTN OROT	GINN KINN	61015	T	L
2.	E 2 I	NA5 P3010	TRIPOLY	50	1. X10-2 D	HE	FOTOMTR SOLUBLZTN OROT	GINN KINN	61015	T	L
7 ENTRIES FOR COMPOUND											
COMPOUND NO = 143 MOL WGT - 378.6 DECYL /OXYETHYLENE/ 5.0 ALCOHOL											
BRANCHED CHAIN, NATURAL OE DISTRIBUTION											
				25	6.3 X10-2 D	HB	FOTOMTR SOLUBLZTN OROT	GINN HARR	60010	T	L
				50	6.0 X10-2 D	HB	FOTOMTR SOLUBLZTN OROT	GINN HARR	60010	T	L
				75	4.0 X10-2 D	HB	FOTOMTR SOLUBLZTN OROT	GINN HARR	60010	T	L
3 ENTRIES FOR COMPOUND											
COMPOUND NO = 144 MOL WGT - 598.9 DECYL /OXYETHYLENE/ 10.0 ALCOHOL											
BRANCHED CHAIN, NATURAL OE DISTRIBUTION											
				25	1.6 X10-1 D	HB	FOTOMTR SOLUBLZTN OROT	GINN HARR	60010	T	L
				35	1.0 X10-1 D	HE	METHOD NOT CITED	GINN HARR	61014	T	L
				50	9.6 X10-2 D	HB	FOTOMTR SOLUBLZTN OROT	GINN HARR	60010	T	L
				75	8.5 X10-2 D	HB	FOTOMTR SOLUBLZTN OROT	GINN HARR	60010	T	L
				75	8.5 X10-2 D	HE	METHOD NOT CITED	GINN HARR	61014	T	L
5 ENTRIES FOR COMPOUND											
COMPOUND NO = 145 MOL WGT - 814.8 DECYL /OXYETHYLENE/ 14.9 ALCOHOL											
BRANCHED CHAIN, NATURAL OE DISTRIBUTION											
				25	2.8 X10-1 D	HB	FOTOMTR SOLUBLZTN OROT	GINN HARR	60010	T	L
				50	1.44 X10-1 D	HB	FOTOMTR SOLUBLZTN OROT	GINN HARR	60010	T	L
				75	1.2 X10-1 D	HB	FOTOMTR SOLUBLZTN OROT	GINN HARR	60010	T	L
				75	1.2 X10-1 D	HE	METHOD NOT CITED	GINN HARR	61014	T	L
4 ENTRIES FOR COMPOUND											
COMPOUND NO = 146 MOL WGT - 1,039.5 DECYL /OXYETHYLENE/ 20.0 ALCOHOL											
BRANCHED CHAIN, NATURAL OE DISTRIBUTION											
				25	6.0 X10-1 D	HB	FOTOMTR SOLUBLZTN OROT	GINN HARR	60010	T	L

Concentration units: A—mol %; B—vol % solvent; C—mol % surfactant mixture; D—wt/vol %; E—% saturation; H—wt % solvent; I—mol % surfactant; K—normality

counterions; M—molar; N—normal; P—wt %; Q—wt % surfactant; R—varied; S—mol/kg; T—wt % surfactant mixture; U—mol/(l or kg); W—molar; Y—atm. Details on page 222.

*Complete Table of Critical Micelle Concentration Values—Continued*

Additives	Temp. °C	CMC	Qual. Mat. Meth.	Method	Authors	Reference	Source	Evaluation
3 ENTRIES FOR COMPOUND	50	2.9 X10-1 D	HB	FOTOMTR SOLUBLZTN OROT	GINN HARR	60010	T	L
	75	1.9 X10-1 D	HB	FOTOMTR SOLUBLZTN OROT	GINN HARR	60010	T	L
COMPOUND NO = 147 MOL WGT - 1,453.6 DECYL /OXYETHYLENE/ 29.4 ALCOHOL BRANCHED CHAIN, NATURAL OE DISTRIBUTION								
3 ENTRIES FOR COMPOUND	25	8.3 X10-1 D	HB	FOTOMTR SOLUBLZTN OROT	GINN HARR	60010	T	L
	50	4.5 X10-1 D	HB	FOTOMTR SOLUBLZTN OROT	GINN HARR	60010	T	L
	75	3.4 X10-1 D	HB	FOTOMTR SOLUBLZTN OROT	GINN HARR	60010	T	L
COMPOUND NO = 148 MOL WGT - 429.5 TRIDECYL /OXYETHYLENE/ 5.2 ALCOHOL BRANCHED CHAIN, NATURAL OE DISTRIBUTION								
3 ENTRIES FOR COMPOUND	25	5.8 X10-3 D	HD	FOTOMTR SOLUBLZTN OROT	GINN HARR	60010	T	L
	50	5.0 X10-3 D	HD	FOTOMTR SOLUBLZTN OROT	GINN HARR	60010	T	L
	75	6.5 X10-3 D	HD	FOTOMTR SOLUBLZTN OROT	GINN HARR	60010	T	L
COMPOUND NO = 149 MOL WGT - 645.4 TRIDECYL /OXYETHYLENE/ 10.1 ALCOHOL BRANCHED CHAIN, NATURAL OE DISTRIBUTION								
4. E 2 I NA4 P207 PYRO 10 ENTRIES FOR COMPOUND	25	9. X10-3 D	HD	FOTOMTR SOLUBLZTN OROT	GINN KINN	59009	T	L
	25	1.0 X10-2 D	HC	FOTOMTR SOLUBLZTN OROT	GINN HARR	60010	T	L
	25	9.2 X10-3 D	HE	METHOD NOT CITED	GINN HARR	61014	T	L
	25	9.2 X10-3 D	HC	FOTOMTR SOLUBLZTN OROT	GINN KINN	61015	T	L
	50	7.8 X10-3 D	HC	FOTOMTR SOLUBLZTN OROT	GINN HARR	60010	T	L
	50	7.8 X10-3 D	HC	FOTOMTR SOLUBLZTN OROT	GINN KINN	61015	T	L
	75	7.6 X10-3 D	HC	FOTOMTR SOLUBLZTN OROT	GINN HARR	60010	T	L
	75	7.6 X10-3 D	HE	METHOD NOT CITED	GINN HARR	61014	T	L
	75	7.57 X10-3 D	HC	FOTOMTR SOLUBLZTN OROT	GINN KINN	61015	T	L
	25	9. X10-3 D	HD	FOTOMTR SOLUBLZTN OROT	GINN KINN	59009	T	L
COMPOUND NO = 150 MOL WGT - 870.1 TRIDECYL /OXYETHYLENE/ 15.2 ALCOHOL BRANCHED CHAIN, NATURAL OE DISTRIBUTION								
3 ENTRIES FOR COMPOUND	25	2.3 X10-2 D	HC	FOTOMTR SOLUBLZTN OROT	GINN HARR	60010	T	L
	50	1.5 X10-2 D	HC	FOTOMTR SOLUBLZTN OROT	GINN HARR	60010	T	L
	75	1.0 X10-2 D	HC	FOTOMTR SOLUBLZTN OROT	GINN HARR	60010	T	L
COMPOUND NO = 151 MOL WGT - 1,081.6 TRIDECYL /OXYETHYLENE/ 20.0 ALCOHOL BRANCHED CHAIN, NATURAL OE DISTRIBUTION								
3 ENTRIES FOR COMPOUND	25	3.0 X10-2 D	HC	FOTOMTR SOLUBLZTN OROT	GINN HARR	60010	T	L
	50	1.9 X10-2 D	HC	FOTOMTR SOLUBLZTN OROT	GINN HARR	60010	T	L
	75	1.8 X10-2 D	HC	FOTOMTR SOLUBLZTN OROT	GINN HARR	60010	T	L
COMPOUND NO = 152 MOL WGT - 1,548.6 TRIDECYL /OXYETHYLENE/ 30.6 ALCOHOL BRANCHED CHAIN, NATURAL OE DISTRIBUTION								
3 ENTRIES FOR COMPOUND	25	8.0 X10-2 D	HB	FOTOMTR SOLUBLZTN OROT	GINN HARR	60010	T	L
	50	4.6 X10-2 D	HB	FOTOMTR SOLUBLZTN OROT	GINN HARR	60010	T	L
	75	2.5 X10-2 D	HC	FOTOMTR SOLUBLZTN OROT	GINN HARR	60010	T	L
COMPOUND NO = 153 MOL WGT - 440.6 NONYL BENZENE /OXYETHYLENE/ 5.0 ALCOHOL BRANCHED CHAIN, NATURAL OE DISTRIBUTION								
3 ENTRIES FOR COMPOUND	25	2.5 X10-3 D	HD	FOTOMTR SOLUBLZTN OROT	GINN HARR	60010	T	L
	50	1.0 X10-3 D	HD	FOTOMTR SOLUBLZTN OROT	GINN HARR	60010	T	L
	75	1.9 X10-3 D	HD	FOTOMTR SOLUBLZTN OROT	GINN HARR	60010	T	L
COMPOUND NO = 154 MOL WGT - 652.1 NONYL BENZENE /OXYETHYLENE/ 9.8 ALCOHOL BRANCHED CHAIN, NATURAL OE DISTRIBUTION								
3 ENTRIES FOR COMPOUND	25	4.0 X10-3 D	HD	FOTOMTR SOLUBLZTN OROT	GINN HARR	60010	T	L
	50	4.3 X10-3 D	HD	FOTOMTR SOLUBLZTN OROT	GINN HARR	60010	T	L
	75	4.2 X10-3 D	HD	FOTOMTR SOLUBLZTN OROT	GINN HARR	60010	T	L

Concentration units: A—mol %; B—vol % solvent; C—mol % surfactant mixture; D—wt/vol %; E—% saturation; H—wt % solvent; I—mol % surfactant; K—normality

counterions; M—molar; N—normal; P—wt %; Q—wt % surfactant; R—varied; S—mol/kg; T—wt % surfactant mixture; U—mol/(l or kg); W—molal; Y—atm. Details on page 222.



*Complete Table of Critical Micelle Concentration Values – Continued*

Additives	Temp. °C	CMC	Qual. Mat. Meth.	Method	Authors	Reference	Source	Evaluation
COMPOUND NO = 155 MOL WGT - 898.9 NONYL BENZENE /OXYETHYLENE/ 15.4 ALCOHOL BRANCHED CHAIN, NATURAL OE DISTRIBUTION								
	25	7.0 X10-3 D	HD	FOTOMTR SOLUBLZTN OROT	GINN HARR	60010	T	L
	50	7.0 X10-3 D	HD	FOTOMTR SOLUBLZTN OROT	GINN HARR	60010	T	L
	75	9.2 X10-3 D	HD	FOTOMTR SOLUBLZTN OROT	GINN HARR	60010	T	L
3 ENTRIES FOR COMPOUND								
COMPOUND NO = 156 MOL WGT - 1,101.5 NONYL BENZENE /OXYETHYLENE/ 20.0 ALCOHOL BRANCHED CHAIN, NATURAL OE DISTRIBUTION								
	25	1.0 X10-2 D	HC	FOTOMTR SOLUBLZTN OROT	GINN HARR	60010	T	L
	25	1.55 X10-4 M	HD	SURFACE TENSION LOG PLOT	HSIA DUNN	56014	T	L
	50	1.0 X10-2 D	HC	FOTOMTR SOLUBLZTN OROT	GINN HARR	60010	T	L
	75	1.2 X10-2 D	HC	FOTOMTR SOLUBLZTN OROT	GINN HARR	60010	T	L
8.6 E-1 M NA CL	25	7.8 X10-5 M	HD	SURFACE TENSION LOG PLOT	HSIA DUNN	56014	T	L
5 ENTRIES FOR COMPOUND								
COMPOUND NO = 157 MOL WGT - 1,551.0 NONYL BENZENE /OXYETHYLENE/ 30.2 ALCOHOL BRANCHED CHAIN, NATURAL OE DISTRIBUTION								
	25	2.4 X10-2 D	HC	FOTOMTR SOLUBLZTN OROT	GINN HARR	60010	T	L
	50	2.0 X10-2 D	HC	FOTOMTR SOLUBLZTN OROT	GINN HARR	60010	T	L
	75	1.9 X10-2 D	HC	FOTOMTR SOLUBLZTN OROT	GINN HARR	60010	T	L
3 ENTRIES FOR COMPOUND								
COMPOUND NO = 158 MOL WGT - 482.7 DODECYL BENZENE /OXYETHYLENE/ 5.0 ALCOHOL BRANCHED CHAIN, NATURAL OE DISTRIBUTION								
	25	7.5 X10-4 D	HD	FOTOMTR SOLUBLZTN OROT	GINN HARR	60010	T	L
	50	5. X10-4 D	HD	FOTOMTR SOLUBLZTN OROT	GINN HARR	60010	T	L
	75	5. X10-4 D	HD	FOTOMTR SOLUBLZTN OROT	GINN HARR	60010	T	L
3 ENTRIES FOR COMPOUND								
COMPOUND NO = 159 MOL WGT - 711.8 DODECYL BENZENE /OXYETHYLENE/ 10.2 ALCOHOL BRANCHED CHAIN, NATURAL OE DISTRIBUTION								
	25	1.0 X10-3 D	HD	FOTOMTR SOLUBLZTN OROT	GINN HARR	60010	T	L
	25	2.4 X10-3 D	HE	METHOD NOT CITED	GINN HARR	61014	T	L
	50	5. X10-4 D	HD	FOTOMTR SOLUBLZTN OROT	GINN HARR	60010	T	L
	75	5. X10-4 D	HD	FOTOMTR SOLUBLZTN OROT	GINN HARR	60010	T	L
	75	5. X10-4 D	HE	METHOD NOT CITED	GINN HARR	61014	T	L
5 ENTRIES FOR COMPOUND								
COMPOUND NO = 160 MOL WGT - 927.7 DODECYL BENZENE /OXYETHYLENE/ 15.1 ALCOHOL BRANCHED CHAIN, NATURAL OE DISTRIBUTION								
	25	1.5 X10-3 D	HD	FOTOMTR SOLUBLZTN OROT	GINN HARR	60010	T	L
	50	1.0 X10-3 D	HD	FOTOMTR SOLUBLZTN OROT	GINN HARR	60010	T	L
	75	1.0 X10-3 D	HD	FOTOMTR SOLUBLZTN OROT	GINN HARR	60010	T	L
3 ENTRIES FOR COMPOUND								
COMPOUND NO = 161 MOL WGT - 1,148.0 DODECYL BENZENE /OXYETHYLENE/ 20.1 ALCOHOL BRANCHED CHAIN, NATURAL OE DISTRIBUTION								
	25	2.0 X10-3 D	HD	FOTOMTR SOLUBLZTN OROT	GINN HARR	60010	T	L
	50	1.0 X10-3 D	HD	FOTOMTR SOLUBLZTN OROT	GINN HARR	60010	T	L
	75	1.0 X10-3 D	HD	FOTOMTR SOLUBLZTN OROT	GINN HARR	60010	T	L
3 ENTRIES FOR COMPOUND								
COMPOUND NO = 162 MOL WGT - 1,610.7 DODECYL BENZENE /OXYETHYLENE/ 30.6 ALCOHOL BRANCHED CHAIN, NATURAL OE DISTRIBUTION								
	25	3.8 X10-3 D	HC	FOTOMTR SOLUBLZTN OROT	GINN HARR	60010	T	L
	50	1.0 X10-3 D	HD	FOTOMTR SOLUBLZTN OROT	GINN HARR	60010	T	L
	75	1.0 X10-3 D	HD	FOTOMTR SOLUBLZTN OROT	GINN HARR	60010	T	L
3 ENTRIES FOR COMPOUND								
COMPOUND NO = 163 MOL WGT - 538.8 DODECYL /OXYETHYLENE/ 8 ALCOHOL NATURAL DISTRIBUTION OF HEAD GROUPS								
	UNK	5.5 X10-3 D	HC	TURBIDITY PLT LITE SCATR	BECH	59006	T	L
	UNK	5.9 X10-3 D	HC	FOTOMTR SPCTR CHNG I2	BECH	59006	G	L
	UNK	5.9 X10-3 D	HC	TURBIDITY PLT LITE SCATR	BECH	61003	T	L
E O CA CL2	25			SUMMARIZING EQN ONLY	BECH	62002		R
E O NA CITRATE	25			SUMMARIZING EQN ONLY	BECH	62002		R

Concentration units: A—mol %; B—vol % solvent; C—mol % surfactant mixture; D—wt/vol %; E—% saturation; H—wt % solvent; I—mol % surfactant; K—normality

counterions; M—molar; N—normal; P—wt %; Q—wt % surfactant; R—varied; S—mol/kg; T—wt % surfactant mixture; U—mol/(l or kg); W—molar; Y—atm. Details on page 222.

*Complete Table of Critical Micelle Concentration Values — Continued*

Additives		Temp. °C	CMC	Qual. Mat. Meth.	Method	Authors	Reference	Source	Evaluation
E O	NA CL	25			SUMMARIZING EQN ONLY	BECH	62002		R
E O	NA2 SO4	25			SUMMARIZING EQN ONLY	BECH	62002		R
7 ENTRIES FOR COMPOUND									
COMPOUND NO = 164 MOL WGT - 715.0 DODECYL /OXYETHYLENE/ 12 ALCOHOL									
NATURAL DISTRIBUTION OF HEAD GROUPS									
		UNK	6.5 X10-3 D	HC	TURBIDITY PLT LITE SCATR	BECH	59006	T	L
		UNK	6.5 X10-3 D	HC	FOTOMTR SPCTR CHNG I2	BECH	59006	G	L
		UNK	6.5 X10-3 D	HC	TURBIDITY PLT LITE SCATR	BECH	61003	T	L
E O	CA CL2	25			SUMMARIZING EQN ONLY	BECH	62002		R
E O	NA CITRATE	25			SUMMARIZING EQN ONLY	BECH	62002		R
E O	NA CL	25			SUMMARIZING EQN ONLY	BECH	62002		R
E O	NA2 SO4	25			SUMMARIZING EQN ONLY	BECH	62002		R
7 ENTRIES FOR COMPOUND									
COMPOUND NO = 165 MOL WGT - 979.4 DODECYL /OXYETHYLENE/ 18 ALCOHOL									
NATURAL DISTRIBUTION OF HEAD GROUPS									
		UNK	8.5 X10-3 D	HC	TURBIDITY PLT LITE SCATR	BECH	59006	T	L
		UNK	8.0 X10-3 D	HC	FOTOMTR SPCTR CHNG I2	BECH	59006	G	L
		UNK	8.0 X10-3 D	HC	TURBIDITY PLT LITE SCATR	BECH	61003	T	L
E O	CA CL2	25			SUMMARIZING EQN ONLY	BECH	62002		R
E O	NA CITRATE	25			SUMMARIZING EQN ONLY	BECH	62002		R
E O	NA CL	25			SUMMARIZING EQN ONLY	BECH	62002		R
E O	NA2 SO4	25			SUMMARIZING EQN ONLY	BECH	62002		R
7 ENTRIES FOR COMPOUND									
COMPOUND NO = 166 MOL WGT - 1,199.7 DODECYL /OXYETHYLENE/ 23 ALCOHOL									
NATURAL DISTRIBUTION OF HEAD GROUPS									
		UN	1.1 X10-2 D	HD	FOTOMTR SPCTR CHNG BZP4	BECH	65013	T	L
		UNK	1.4 X10-2 D	HD	TURBIDITY PLT LITE SCATR	BECH	59006	T	L
		UNK	1.1 X10-2 D	HD	FOTOMTR SPCTR CHNG I2	BECH	59006	G	L
		UNK	5.8 X10-3 D	HC	FOTOMTR SPCTR CHNG I2	ROSS OLIV	59020	T	L
		UNK	6. X10-3 D	HE	SURFACE TENSION LOG PLOT	ROSS OLIV	59020	T	I
		UNK	1.1 X10-2 D	HD	METHOD NOT CITED	BECH	63020	T	L
		UNK	1.1 X10-2 D	HD	TURBIDITY PLT LITE SCATR	BECH	61003	T	L
		UNK	1.1 X10-2 D	HD	FOTOMTR SPCTR CHNG BZP4	BECH	62001	T	L
		UNK	1.1 X10-2 D	HD	SURFACE TENSION UNSPEC	BECH	62001	T	L
		UNK	1.1 X10-2 D	HD	FOTOMTR SPCTR CHNG I2	BECH	62001	T	L
		UNK	1.4 X10-2 D	HD	TURBIDITY PLT LITE SCATR	BECH CLIF	59005	T	L
E O	CA CL2	25			SUMMARIZING EQN ONLY	BECH	62002		R
1.1 E O A	DIOXANE	UN	1.3 X10-2 D	HD	FOTOMTR SPCTR CHNG BZP4	BECH	65013	T	L
2.3 E O A	DIOXANE	UN	2.0 X10-2 D	HD	FOTOMTR SPCTR CHNG BZP4	BECH	65013	T	L
3.6 E O A	DIOXANE	UN	2.6 X10-2 D	HD	FOTOMTR SPCTR CHNG BZP4	BECH	65013	T	L
5.0 E O A	DIOXANE	UN	3.6 X10-2 D	HD	FOTOMTR SPCTR CHNG BZP4	BECH	65013	T	L
1.6 E O A	ETHANOL	UN	1.2 X10-2 D	HD	FOTOMTR SPCTR CHNG BZP4	BECH	65013	T	L
3.3 E O A	ETHANOL	UN	1.5 X10-2 D	HD	FOTOMTR SPCTR CHNG BZP4	BECH	65013	T	L
5.2 E O A	ETHANOL	UN	2.0 X10-2 D	HD	FOTOMTR SPCTR CHNG BZP4	BECH	65013	T	L
7.0 E O A	ETHANOL	UN	2.9 X10-2 D	HD	FOTOMTR SPCTR CHNG BZP4	BECH	65013	T	L
E O	NA CITRATE	25			SUMMARIZING EQN ONLY	BECH	62002		R
E O	NA CL	25			SUMMARIZING EQN ONLY	BECH	62002		R
E O	NA2 SO4	25			SUMMARIZING EQN ONLY	BECH	62002		R
5. E O P	SUCROSE	UNK	1.1 X10-2 D	HD	METHOD NOT CITED	BECH	63020	T	L
1.0 E 1 P	SUCROSE	UNK	1.1 X10-2 D	HD	METHOD NOT CITED	BECH	63020	T	L
1.5 E 1 P	SUCROSE	UNK	1.0 X10-2 D	HD	METHOD NOT CITED	BECH	63020	T	L
2.0 E 1 P	SUCROSE	UNK	9.3 X10-3 D	HD	METHOD NOT CITED	BECH	63020	T	L
27 ENTRIES FOR COMPOUND									
COMPOUND NO = 167 MOL WGT - 660.9 NONYL BENZENE /OXYETHYLENE/ 10 ALCOHOL									
BRANCHED CHAIN, NATURAL OE DISTRIBUTION									
		75	4. X10-3 D	HE	METHOD NOT CITED	GINN HARR	61014	T	L
		UNK	6.4 X10-3 D	HC	TURBIDITY PLT LITE SCATR	BECH	61003	T	L
E O	NA CL	25			SUMMARIZING EQN ONLY	BECH	62002		R
3 ENTRIES FOR COMPOUND									
COMPOUND NO = 168 MOL WGT - 881.2 NONYL BENZENE /OXYETHYLENE/ 15 ALCOHOL									
BRANCHED CHAIN, NATURAL OE DISTRIBUTION									
		25	1.2 X10-4 M	HD	SURFACE TENSION LOG PLOT	HSIA DUNN	56014	T	L
		25	8.3 X10-3 D	HC	TURBIDITY PLT LITE SCATR	BECH	62002	T	L
		25	7.7 X10-3 D	HC	FOTOMTR SPCTR CHNG I2	BECH	62002	T	L
		25	8.1 X10-3 D	HC	SURFACE TENSION UNSPEC	BECH	62002	T	L
		UNK	7.7 X10-3 D	HC	TURBIDITY PLT LITE SCATR	BECH	61003	T	L

Concentration units: A—mol %; B—vol % solvent; C—mol % surfactant mixture; D—wt/vol %; E—% saturation; H—wt % solvent; I—mol % surfactant; K—normality

counterions; M—molar; N—normal; P—wt %; Q—wt % surfactant; R—varied; S—mol/kg; T—wt % surfactant mixture; U—mol/(l or kg); W—molal; Y—atm. Details on page 222.



*Complete Table of Critical Micelle Concentration Values—Continued*

Additives			Temp. °C	CMC		Qual. Mat. Meth.	Method	Authors	Reference	Source	Evaluation
			UNK	7.4	X10-3 D	HC	FOTOMTR SPCTR CHNG BZP4	BECH	62001	T	L
			UNK	8.1	X10-3 D	HC	SURFACE TENSION UNSPEC	BECH	62001	T	L
			UNK	7.7	X10-3 D	HC	FOTOMTR SPCTR CHNG I2	BECH	62001	T	L
8.6	E-1 M	H CL	25	1.20	X10-4 M	HD	SURFACE TENSION LOG PLOT	HSIA DUNN	56014	T	L
3.1	E 0 M	H CL	25	1.50	X10-4 M	HD	SURFACE TENSION LOG PLOT	HSIA DUNN	56014	T	L
8.6	E-1 M	H NO3	25	1.30	X10-4 M	HD	SURFACE TENSION LOG PLOT	HSIA DUNN	56014	T	L
3.1	E 0 M	H NO3	25	2.90	X10-4 M	HD	SURFACE TENSION LOG PLOT	HSIA DUNN	56014	T	L
5.	E-1 M	NA BR	25	1.00	X10-4 M	HD	SURFACE TENSION LOG PLOT	HSIA DUNN	56014	T	L
5.	E-1 M	NA BRO3	25	7.6	X10-5 M	HD	SURFACE TENSION LOG PLOT	HSIA DUNN	56014	T	L
5.	E-1 M	NA CL	25	8.4	X10-5 M	HD	SURFACE TENSION LOG PLOT	HSIA DUNN	56014	T	L
8.6	E-1 M	NA CL	25	5.1	X10-5 M	HD	SURFACE TENSION LOG PLOT	HSIA DUNN	56014	T	L
.	E 0	NA CL	25				SUMMARIZING EQN ONLY	BECH	62002		R
5.	E-1 M	NA I	25	1.08	X10-4 M	HD	SURFACE TENSION LOG PLOT	HSIA DUNN	56014	T	L
5.	E-1 M	NA NO3	25	9.7	X10-5 M	HD	SURFACE TENSION LOG PLOT	HSIA DUNN	56014	T	L
5.	E-1 M	NA OH	25	5.1	X10-5 M	HD	SURFACE TENSION LOG PLOT	HSIA DUNN	56014	T	L
0337							SEE CMPD NMBR IN ADDITV	HSIA DUNN	56014		X
21 ENTRIES FOR COMPOUND											
COMPOUND NO = 169 MOL WGT - 1,542.1 NONYL BENZENE /OXYETHYLENE/ 30 ALCOHOL BRANCHED CHAIN, NATURAL OE DISTRIBUTION											
			25	2.75	X10-4 M	HD	SURFACE TENSION LOG PLOT	HSIA DUNN	56014	T	L
			UNK	2.36	X10-2 D	HC	TURBIDITY PLT LITE SCATR	BECH	61003	T	L
8.6	E-1 M	NA CL	25	1.10	X10-4 M	HD	SURFACE TENSION LOG PLOT	HSIA DUNN	56014	T	L
E 0			25				SUMMARIZING EQN ONLY	BECH	62002		R
0337							SEE CMPD NMBR IN ADDITV	HSIA DUNN	56014		X
5 ENTRIES FOR COMPOUND											
COMPOUND NO = 170 MOL WGT - 1,420.0 DODECYL /OXYETHYLENE/ 28 ALCOHOL REDUCED DISTRIBUTION OF HEAD GROUPS											
			25	1.09	X10-2 D	EC	ULTRAFILTRATION	SCHO	64004	T	L
				7.670X10-5 M						M	
			25	1.1	X10-2 D	EE	FOTOMTR SOLUBLZTN OROT	SCHO	66036	T	L
				7.74	X10-5 M					M	
2 ENTRIES FOR COMPOUND											
COMPOUND NO = 171 MOL WGT - 348.4 SODIUM 2-N-DODECYL BENZENE SULFONATE											
			25	1.19	X10-3 M	FA	SPECFC CONDCTNCE GRAPH	LUDL	56005	T	P
			25	7.3	X10-2 D	CB	UNSPECIFIED CONDUCTANCE	SCHI FOWK	57014	T	L
				2.09	X10-3 M					M	
			25	6.5	X10-2 D	CG	VISUAL SPCTR CHNGE PNCN	SCHI FOWK	57014	T	L
				1.86	X10-3 M					M	
			30	1.19	X10-3 M	FA	SPECFC CONDCTNCE GRAPH	LUDL	56005	T	P
			55	5.9	X10-2 D	CG	VISUAL SPCTR CHNGE PNCN	SCHI FOWK	57014	T	L
				1.69	X10-3 M					M	
2.22	E 1 Q	CAPRYLAMIDE	55	5.0	X10-2 D	CG	VISUAL SPCTR CHNGE PNCN	SCHI FOWK	57014	T	L
				1.43	X10-3 M					M	
2.22	E 1 Q	N-C10 GLYCEROL ETHER	55	3.3	X10-2 D	CG	VISUAL SPCTR CHNGE PNCN	SCHI FOWK	57014	T	L
				9.47	X10-4 M					M	
2.22	E 1 Q	DECANOL-1	55	4.1	X10-2 D	CG	VISUAL SPCTR CHNGE PNCN	SCHI FOWK	57014	T	L
				1.17	X10-3 M					M	
2.22	E 1 Q	N-C10 SULFOLANYL ETH	55	3.5	X10-2 D	CG	VISUAL SPCTR CHNGE PNCN	SCHI FOWK	57014	T	L
				1.00	X10-3 M					M	
2.22	E 1 Q	TETRADECANOL-2	55	6.0	X10-2 D	CG	VISUAL SPCTR CHNGE PNCN	SCHI FOWK	57014	T	L
				1.72	X10-3 M					M	
2.22	E 1 Q	ISOC5 GLYCEROL ETHER	55	5.4	X10-2 D	CG	VISUAL SPCTR CHNGE PNCN	SCHI FOWK	57014	T	L
				1.54	X10-3 M					M	
2.22	E 1 Q	C12 CLORHYDRIN GLET*	55	5.7	X10-2 D	CG	VISUAL SPCTR CHNGE PNCN	SCHI FOWK	57014	T	L
				1.63	X10-3 M					M	
5.55	E 0 Q	C12 ETHANOL AMIDE	55	4.7	X10-2 D	CG	VISUAL SPCTR CHNGE PNCN	SCHI FOWK	57014	T	L
				1.34	X10-3 M					M	
1.11	E 1 Q	C12 ETHANOL AMIDE	55	3.7	X10-2 D	CG	VISUAL SPCTR CHNGE PNCN	SCHI FOWK	57014	T	L
				1.06	X10-3 M					M	
1.67	E 1 Q	C12 ETHANOL AMIDE	55	3.2	X10-2 D	CG	VISUAL SPCTR CHNGE PNCN	SCHI FOWK	57014	T	L
				9.18	X10-4 M					M	
2.22	E 1 Q	C12 ETHANOL AMIDE	55	3.1	X10-2 D	CG	VISUAL SPCTR CHNGE PNCN	SCHI FOWK	57014	T	L
				9.86	X10-4 M					M	
2.22	E 1 Q	C12 GLYCEROL ETHER	55	2.9	X10-2 D	CG	VISUAL SPCTR CHNGE PNCN	SCHI FOWK	57014	T	L
				8.32	X10-4 M					M	
2.22	E 1 Q	C12 SULFOLANYLAMIDE	55	3.5	X10-2 D	CG	VISUAL SPCTR CHNGE PNCN	SCHI FOWK	57014	T	L
				1.00	X10-3 M					M	
2.22	E 1 Q	C8 GLYCEROL ETHER	55	3.6	X10-2 D	CG	VISUAL SPCTR CHNGE PNCN	SCHI FOWK	57014	T	L
				1.03	X10-3 M					M	
2.22	E 1 Q	N-3SOA*	55	4.8	X10-2 D	CG	VISUAL SPCTR CHNGE PNCN	SCHI FOWK	57014	T	L
				1.37	X10-3 M					M	

Concentration units: A—mol %; B—vol % solvent; C—mol % surfactant mixture; D—wt/vol %; E—% saturation; H—wt % solvent; I—mol % surfactant; K—normality

counterions; M—molar; N—normal; P—wt %; Q—wt % surfactant; R—varied; S—mol/kg; T—wt % surfactant mixture; U—mol/(l or kg); W—mola; Y—atm. Details on page 222.

*Complete Table of Critical Micelle Concentration Values—Continued*

Additives	Temp. °C	CMC	Qual. Mat. Meth.	Method	Authors	Reference	Source	Evaluation
2.22 E 1 Q TMCHCGLET*	55	5.3 X10-2 D 1.52 X10-3 M	CG	VISUAL SPCTR CHNGE PNCN	SCHI FOWK	57014	T	L
2.0 E 1 Q NA2 S04	55	3.2 X10-2 D 9.18 X10-4 M	CG	VISUAL SPCTR CHNGE PNCN	SCHI FOWK	57014	T	L
2.0 E 1 Q NA2 S04	55	4.0 X10-2 D 1.14 X10-3 M	CG	VISUAL SPCTR CHNGE PNCN	SCHI FOWK	57014	T	L
5.1 E 0 Q C12 ETHANOL AMIDE								
2.0 E 1 Q NA2 S04	55	3.6 X10-2 D 1.14 X10-3 M	CG	VISUAL SPCTR CHNGE PNCN	SCHI FOWK	57014	T	L
8.8 E 0 Q C12 ETHANOL AMIDE								
2.0 E 1 Q NA2 S04	55	2.8 X10-2 D 8.03 X10-4 M	CG	VISUAL SPCTR CHNGE PNCN	SCHI FOWK	57014	T	L
3.52 E 1 Q C12 ETHANOL AMIDE								
8.0 E 1 Q NA2 S04	55	3.4 X10-2 D 9.75 X10-4 M	CG	VISUAL SPCTR CHNGE PNCN	SCHI FOWK	57014	T	L
4.4 E 0 Q C12 ETHANOL AMIDE								
8.0 E 1 Q NA2 S04	55	3.1 X10-2 D 8.89 X10-4 M	CG	VISUAL SPCTR CHNGE PNCN	SCHI FOWK	57014	T	L
8.8 E 0 Q C12 ETHANOL AMIDE								
8.0 E 1 Q NA2 S04	55	2.8 X10-2 D 8.03 X10-4 M	CG	VISUAL SPCTR CHNGE PNCN	SCHI FOWK	57014	T	L
1.76 E 1 Q C12 ETHANOL AMIDE								
8.0 E 1 Q NA2 S04	55	2.7 X10-2 D 7.74 X10-4 M	CG	VISUAL SPCTR CHNGE PNCN	SCHI FOWK	57014	T	L
3.52 E 1 Q C12 ETHANOL AMIDE								
29 ENTRIES FOR COMPOUND								
COMPOUND NO = 172 MOL WGT -	292.3	SODIUM	2-N-OCTYL BENZENE SULFONATE					
	55	5.56 X10-1 D 1.902X10-2 M	CG	VISUAL SPCTR CHNGE PNCN	SCHI FOWK	57014	T	L
2.22 E 1 Q N-C10 GLYCEROL ETHER	55	3.47 X10-1 D 1.187X10-2 M	CG	VISUAL SPCTR CHNGE PNCN	SCHI FOWK	57014	T	L
2.22 E 1 Q C12 ETHANOL AMIDE	55	3.43 X10-1 D 1.173X10-2 M	CG	VISUAL SPCTR CHNGE PNCN	SCHI FOWK	57014	T	L
2.22 E 1 Q C8 GLYCEROL ETHER	55	3.33 X10-1 D 1.139X10-2 M	CG	VISUAL SPCTR CHNGE PNCN	SCHI FOWK	57014	T	L
4 ENTRIES FOR COMPOUND								
COMPOUND NO = 173 MOL WGT -	320.4	SODIUM	2-N-DECYL BENZENE SULFONATE					
	55	1.79 X10-1 D 5.586X10-3 M	CG	VISUAL SPCTR CHNGE PNCN	SCHI FOWK	57014	T	L
2.22 E 1 Q C12 ETHANOL AMIDE	55	1.01 X10-1 D 3.152X10-3 M	CG	VISUAL SPCTR CHNGE PNCN	SCHI FOWK	57014	T	L
2 ENTRIES FOR COMPOUND								
COMPOUND NO = 174 MOL WGT -	376.5	SODIUM	2-N-TETRADECYL BENZENE SULFONATE					
	55	1.5 X10-2 D 3.98 X10-4 M	CG	VISUAL SPCTR CHNGE PNCN	SCHI FOWK	57014	T	L
2.22 E 1 Q C12 ETHANOL AMIDE	55	1.4 X10-2 D 3.71 X10-4 M	CG	VISUAL SPCTR CHNGE PNCN	SCHI FOWK	57014	T	L
2 ENTRIES FOR COMPOUND								
COMPOUND NO = 175 MOL WGT -	272.3	SODIUM	DODECANE 2-SULFONATE					
	55	3.83 X10-1 D 1.406X10-2 M	CG	VISUAL SPCTR CHNGE PNCN	SCHI FOWK	57014	T	L
2.22 E 1 Q N-C10 GLYCEROL ETHER	55	2.08 X10-1 D 7.638X10-3 M	CG	VISUAL SPCTR CHNGE PNCN	SCHI FOWK	57014	T	L
2 ENTRIES FOR COMPOUND								
COMPOUND NO = 176 MOL WGT -	300.4	SODIUM	TETRADECANE 2-SULFONATE					
	55	1.13 X10-1 D 3.761X10-3 M	CG	VISUAL SPCTR CHNGE PNCN	SCHI FOWK	57014	T	L
2.22 E 1 Q N-C10 GLYCEROL ETHER	55	6.9 X10-2 D 2.29 X10-3 M	CG	VISUAL SPCTR CHNGE PNCN	SCHI WK	57014	T	L
2 ENTRIES FOR COMPOUND								
COMPOUND NO = 177 MOL WGT -	328.4	SODIUM	HEXADECANE 2-SULFONATE					
	55	3.5 X10-2 D 1.06 X10-3 M	CG	VISUAL SPCTR CHNGE PNCN	SCHI FOWK	57014	T	L
2.22 E 1 Q N-C10 GLYCEROL ETHER	55	2.2 X10-2 D 6.69 X10-4 M	CG	VISUAL SPCTR CHNGE PNCN	SCHI FOWK	57014	T	L
2 ENTRIES FOR COMPOUND								
COMPOUND NO = 178 MOL WGT -	356.5	SODIUM	OCTADECANE 2-SULFONATE					
	55	1.3 X10-2 D 3.64 X10-4 M	CG	VISUAL SPCTR CHNGE PNCN	SCHI FOWK	57014	T	L

Concentration units: A—mol %; B—vol % solvent; C—mol % surfactant mixture; D—wt/vol %; E—% saturation; H—wt % solvent; I—mol % surfactant; K—normality

counterions; M—molar; N—normal; P—wt %; Q—wt % surfactant; R—varied; S—mol/kg; T—wt % surfactant mixture; U—mol/(l or kg); W—molal; Y—atm. Details on page 222.



# Complete Table of Critical Micelle Concentration Values—Continued

Additives	Temp. °C	CMC	Qual. Mat. Meth.	Method	Authors	Reference	Source Evaluation
2.22 E 1 Q N-C10 GLYCEROL ETHER	55	9. X10-3 D 2.5 X10-4 M	CG	VISUAL SPCTR CHNGE PNCN	SCHI FOWK	57014	T L M
2 ENTRIES FOR COMPOUND							
COMPOUND NO = 179 MOL WGT -	272.3	SODIUM DODECANE 1-SULFONATE					
	47005	VALUES FRM REF IN CMC			KLEV	48005	R
	25	9.8 X10-3 M	AB	SURFACE TENSION LOG PLOT	BUJA GODD	65007	L 3
	31.5	9.8 X10-3 W	DB	KRAFFT POINT SOLUBILITY	TART WRIG	39002	T L
	33.5	9.2 X10-3 M	CG	VISUAL SPCTR CHNGE PNCN	KLEV	50003	T L
	33.5	9.2 X10-3 M	CG	FOTOMTR SPCTR CHNGE PNCN	KLEV	47004	T L
	35	9.0 X10-3 M	BC	ELECTROMOTIVE FORCE	CORK GOOD	64012	K L
	35	1.05 X10-2 M	CC	REFRACTIVE INDEX	KLEV	47004	T L
	35	1.0 X10-2 M	CD	REFRACTIVE INDEX	KLEV	47005	T L
	40	1.10 X10-2 M	DB	SPECFC CONDUCTNCE GRAPH	WRIG ABBO	39007	T L
	40	1.0 X10-2 M	DD	REFRACTIVE INDEX	KLEV	48005	T L
	40	9.7 X10-3 M	AB	SURFACE TENSION LOG PLOT	BUJA GODD	65007	L 3
	40	1.1 X10-2 N	CC	UNSPECIFIED CONDUCTANCE	TART LELO	55021	T L
	45	1.1 X10-2 M	CD	REFRACTIVE INDEX	KLEV	47005	T L
	50	1.1 X10-2 M	DD	REFRACTIVE INDEX	KLEV	48005	T L
	50	6.9 X10-3 M	BG	VISUAL SPCTR CHNGE PNCN	WEIL STIR	63013	T L
	55	2.88 X10-1 D	CG	VISUAL SPCTR CHNGE PNCN	SCHI FOWK	57014	T L
		1.057X10-2 M					M
	55	1.2 X10-2 M	CD	REFRACTIVE INDEX	KLEV	47005	T L
	60	1.20 X10-2 M	DB	SPECFC CONDUCTNCE GRAPH	WRIG ABBO	39007	T L
	65	1.4 X10-2 M	CD	REFRACTIVE INDEX	KLEV	47005	T L
	80	1.40 X10-2 M	DB	SPECFC CONDUCTNCE GRAPH	WRIG ABBO	39007	T L
	UNK	1.1 X10-2 M	XG	METHOD NOT CITED	KLEV RAIS	54004	T L
2.2 E-1 P BENZENE	33.5	7.5 X10-3 M	CG	VISUAL SPCTR CHNGE PNCN	KLEV	50003	T L
2.22 E 1 Q N-C10 GLYCEROL ETHER	55	1.17 X10-1 D	CG	VISUAL SPCTR CHNGE PNCN	SCHI FOWK	57014	T L
		4.296X10-3 M					M
1.00 E 2 I NA CL	40	8.1 X10-3 M	DB	SPECFC CONDUCTNCE GRAPH	WRIG ABBO	39007	T L
1.00 E 2 I NA CL	60	9.2 X10-3 M	DB	SPECFC CONDUCTNCE GRAPH	WRIG ABBO	39007	T L
1.00 E 2 I NA CL	80	1.17 X10-2 M	DB	SPECFC CONDUCTNCE GRAPH	WRIG ABBO	39007	T L
26 ENTRIES FOR COMPOUND							
COMPOUND NO = 181 MOL WGT -	216.2	SODIUM OCTYL 1-SULFONATE					
	23	1.55 X10-1 N	CB	UNSPECIFIED CONDUCTANCE	TART LELO	55021	T 3
	25	1.4 X10-1 M	CG	VISUAL SPCTR CHNGE PNCN	LELO TART	51003	L L
	25	1.55 X10-1 M	CC	REFRACTIVE INDEX	KLEV	48005	T 3
	25	1.53 X10-1 M	CC	REFRACTIVE INDEX	KLEV	47004	T L
	25	1.45 X10-1 M	CG	FOTOMTR SPCTR CHNGE PNCN	KLEV	47004	T L
	40	1.62 X10-1 M	CC	REFRACTIVE INDEX	KLEV	48005	T 3
	50	1.77 X10-1 M	CC	REFRACTIVE INDEX	KLEV	48005	T L
7 ENTRIES FOR COMPOUND							
COMPOUND NO = 182 MOL WGT -	244.3	SODIUM DECYL 1-SULFONATE					
	47005	VALUES FRM REF IN CMC			KLEV	48005	R
	47006	VALUES FRM REF IN CMC			CORR HARK	46005	R
	22.5	4.0 X10-2 W	DB	KRAFFT POINT SOLUBILITY	TART WRIG	39002	T L
	25	3.8 X10-2 M	CG	VISUAL SPCTR CHNGE PNCN	KLEV	50003	T L
	25	4.2 X10-2 M	CC	REFRACTIVE INDEX	KLEV	47004	T L
	25	4.1 X10-2 M	CC	REFRACTIVE INDEX	KLEV	47005	T L
	25	3.8 X10-2 M	CG	FOTOMTR SPCTR CHNGE PNCN	KLEV	47004	T L
	26	4.00 X10-2 M	CG	VISUAL SPCTR CHNGE PNCN	CORR HARK	47006	T L
	26	3.87 X10-2 M	CG	VISUAL SPCTR CHNGE RHD6	CORR HARK	47006	T L
	26	4.00 X10-2 M	CG	VISUAL SPCTR CHNGE PNCN	CORR HARK	47010	T L
	30	3.8 X10-2 N		UNSPECIFIED CONDUCTANCE	TART LELO	55021	T L
	30	1.066X10 0 D	BA	FOTOMTR SOLUBLZTN OROT	SCHO	66036	T 2
		4.363X10-2 M					M
	35	4.2 X10-2 M	CC	REFRACTIVE INDEX	KLEV	47005	T L
	40	4.0 X10-2 M	DB	SPECFC CONDUCTNCE GRAPH	WRIG ABBO	39007	T L
	40	4.1 X10-2 M	DC	REFRACTIVE INDEX	KLEV	48005	T L
	45	4.5 X10-2 M	CC	REFRACTIVE INDEX	KLEV	47005	T L
	50	4.5 X10-2 M	DC	REFRACTIVE INDEX	KLEV	48005	T L
	55	4.9 X10-2 M	CC	REFRACTIVE INDEX	KLEV	47005	T L
	60	4.3 X10-2 M	DB	SPECFC CONDUCTNCE GRAPH	WRIG ABBO	39007	T L
	65	5.5 X10-2 M	CC	REFRACTIVE INDEX	KLEV	47005	T L
	80	5.8 X10-2 M	DB	SPECFC CONDUCTNCE GRAPH	WRIG ABBO	39007	T L
	UNK	4.00 X10-2 M	CG	METHOD NOT CITED	HARK MITT	49006	T L
2.2 E-1 P BENZENE	25	3.4 X10-2 M	CG	VISUAL SPCTR CHNGE PNCN	KLEV	50003	T L
3.40 E-2 P BENZENE	UNK	3.81 X10-2 M	CG	METHOD NOT CITED	HARK MITT	49006	T L
5.50 E-2 P BENZENE	UNK	3.86 X10-2 M	CG	METHOD NOT CITED	HARK MITT	49006	T L
8.9 E-2 P BENZENE	UNK	3.89 X10-2 M	CG	METHOD NOT CITED	HARK MITT	49006	T L

Concentration units: A—mol %; B—vol % solvent; C—mol % surfactant mixture; D—wt/vol %; E—% saturation; H—wt % solvent; I—mol % surfactant; K—normality

counterions; M—molar; N—normal; P—wt %; Q—wt % surfactant; R—varied; S—mol/kg; T—wt % surfactant mixture; U—mol/(l or kg); W—molal; Y—atm. Details on page 222.

*Complete Table of Critical Micelle Concentration Values—Continued*

Additives		Temp. °C	CMC	Qual. Mat. Meth.	Method	Authors	Reference	Source	Evaluation
1.22 E-1 P	BENZENE	UNK	3.82 X10-2 M	CG	METHOD NOT CITED	HARK MITT	49006	T	L
1.47 E-1 P	BENZENE	UNK	3.85 X10-2 M	CG	METHOD NOT CITED	HARK MITT	49006	T	L
4.92 E-3 M	NA CL	26	3.82 X10-2 M	CG	VISUAL SPCTR CHNGE PNCN	CORR HARK	47010	T	L
1.35 E-2 M	NA CL	26	3.50 X10-2 M	CG	VISUAL SPCTR CHNGE PNCN	CORR HARK	47010	T	L
2.86 E-2 M	NA CL	26	3.17 X10-2 M	CG	VISUAL SPCTR CHNGE PNCN	CORR HARK	47010	T	L
5.27 E-2 M	NA CL	26	2.93 X10-2 M	CG	VISUAL SPCTR CHNGE PNCN	CORR HARK	47010	T	L
1.0 E-1 M	NA CL	30	5.364X10-1 D	BA	FOTOMTR SOLUBLZTN OROT	SCHO	66036	T	2
			2.195X10-2 M						M
4.21 E-3 M	NA2 S04	26	3.72 X10-2 M	CG	VISUAL SPCTR CHNGE PNCN	CORR HARK	47010	T	L
7.97 E-3 M	NA2 S04	26	3.52 X10-2 M	CG	VISUAL SPCTR CHNGE PNCN	CORR HARK	47010	T	L
1.98 E-2 M	NA2 S04	26	3.12 X10-2 M	CG	VISUAL SPCTR CHNGE PNCN	CORR HARK	47010	T	L
3.46 E-2 M	NA2 S04	26	2.73 X10-2 M	CG	VISUAL SPCTR CHNGE PNCN	CORR HARK	47010	T	L
37 ENTRIES FOR COMPOUND									
COMPOUND NO = 183 MOL WGT - 300.4 SODIUM TETRADECYL 1-SULFONATE									
		39.5	2.7 X10-3 W	DB	KRAFFT POINT SOLUBILITY	TART WRIG	39002	T	L
		40	2.5 X10-3 M	DB	SPECFC CONDUCTNCE GRAPH	WRIG ABBO	39007	T	L
		40	2.5 X10-3 M	CC	REFRACTIVE INDEX	KLEV	48005	T	L
		42.5	2.5 X10-3 M	CG	VISUAL SPCTR CHNGE PNCN	KLEV	50003	T	L
		42.5	2.5 X10-3 M	CG	FOTOMTR SPCTR CHNGE PNCN	KLEV	47004	T	L
		45	2.9 X10-3 M	CC	REFRACTIVE INDEX	KLEV	48005	T	L
		45	3.15 X10-3 M	CC	REFRACTIVE INDEX	KLEV	47004	T	L
		50	2.9 X10-3 M	CC	REFRACTIVE INDEX	KLEV	48005	T	L
		50	2.03 X10-3 M	BG	VISUAL SPCTR CHNGE PNCN	WEIL STIR	63013	T	L
		60	3.3 X10-3 M	DB	SPECFC CONDUCTNCE GRAPH	WRIG ABBO	39007	T	L
		60	3.3 X10-3 N	DC	UNSPECIFIED CONDUCTANCE	TART LELO	55021	TA	L
		80	4.6 X10-3 M	DB	SPECFC CONDUCTNCE GRAPH	WRIG ABBO	39007	T	L
2.2 E-1 P	BENZENE	42.5	1.8 X10-3 M	CG	VISUAL SPCTR CHNGE PNCN	KLEV	50003	T	L
13 ENTRIES FOR COMPOUND									
COMPOUND NO = 184 MOL WGT - 328.4 SODIUM HEXADECYL 1-SULFONATE									
		47.5	1.05 X10-3 W	DB	KRAFFT POINT SOLUBILITY	TART WRIG	39002	T	L
		50	7. X10-4 M	CD	REFRACTIVE INDEX	KLEV	48005	T	L
		50	8.0 X10-4 M	CG	FOTOMTR SPCTR CHNGE PNCN	KLEV	47004	T	L
		50	4.5 X10-4 M	BG	VISUAL SPCTR CHNGE PNCN	WEIL STIR	63013	T	L
		52	9. X10-4 M	CD	REFRACTIVE INDEX	KLEV	48005	T	L
		52	1.15 X10-3 M	CC	REFRACTIVE INDEX	KLEV	47004	T	L
6 ENTRIES FOR COMPOUND									
COMPOUND NO = 185 MOL WGT - 294.5 POTASSIUM HEXADECANOATE									
		35	1.8 X10-3 M	DD	REFRACTIVE INDEX	KLEV	48005	T	L
		45	1.9 X10-3 M	DD	REFRACTIVE INDEX	KLEV	48005	T	L
		50	2.2 X10-3 M	XC	REFRACTIVE INDEX	KLEV	53010	T	L
1. E-1 K	K ION	UNK	9.0 X10-5 M	CC	SURFACE TENSION LOG PLOT	ROE BRAS	54013	T	L
1.23 E 1	PH OF SOLUTION								
4 ENTRIES FOR COMPOUND									
COMPOUND NO = 186 MOL WGT - 277.9 HEXADECYL AMMONIUM CHLORIDE									
		40	1.07 X10-3 M	CB	SPECFC CONDUCTNCE GRAPH	SHIR TAMA	57016	P	L
		50	8. X10-4 M	CD	REFRACTIVE INDEX	KLEV	48005	TA	L
		55	8.5 X10-4 M	XE	REFRACTIVE INDEX	KLEV	53010	T	L
		60	9.9 X10-4 M	CC	EQUIV CONDUCTNCE GRAPH	RALS HOER	42002	P	L
4 ENTRIES FOR COMPOUND									
COMPOUND NO = 187 MOL WGT - 306.0 OCTADECYL AMMONIUM CHLORIDE									
		60	3. X10-4 M	CD	EQUIV CONDUCTNCE GRAPH	RALS HOER	42002	T	L
		60	2.5 X10-4 M	CD	REFRACTIVE INDEX	KLEV	48005	T	L
2 ENTRIES FOR COMPOUND									
COMPOUND NO = 188 MOL WGT - 154.2 POTASSIUM HEXANOATE									
		25	1.55 X10 0 M	DC	REFRACTIVE INDEX	KLEV	48005	T	L
		25	1.68 X10 0 M	BG	UNSPEC SPCTR CHNG PNCN	KLEV	58011	T	L
		UNK	1.5 X10 0 M	XG	METHOD NOT CITED	KLEV RAIS	54004	T	L
2. E 0 I	K OH	25	1.60 X10 0 M	BG	VISUAL SPCTR CHNGE PNCN	SHIN	54005	G	L
5. E-5 N	PINACYANOL CL (DYE)	25	1.22 X10 0 M	DG	VISUAL SPCTR CHNGE PNCN	HERZ	52015	T	L
1. E-4 N	PINACYANOL CL (DYE)	25	1.49 X10 0 M	DG	VISUAL SPCTR CHNGE PNCN	HERZ	52015	T	L
1. E-4 N	PINACYANOL CL (DYE)	25	1.0 X10 0 M	DG	FOTOMTR SPCTR CHNGE PNCN	HERZ	52015	T	L
2. E-4 N	PINACYANOL CL (DYE)	25	1.48 X10 0 M	DG	VISUAL SPCTR CHNGE PNCN	HERZ	52015	T	L
5.1 E 0 C	0044	25	1.28 X10 0 M	BG	VISUAL SPCTR CHNGE PNCN	SHIN	54005	G	L
2. E 0 I	K OH								

Concentration units: A—mol %; B—vol % solvent; C—mol % surfactant mixture; D—wt/vol %; E—% saturation; H—wt % solvent; I—mol % surfactant; K—normality

counterions; M—molar; N—normal; P—wt %; Q—wt % surfactant; R—varied; S—mol/kg; T—wt % surfactant mixture; U—mol/(l or kg); W—molar; Y—atm. Details on page 222.



*Complete Table of Critical Micelle Concentration Values—Continued*

	Additives	Temp. °C	CMC	Qual. Mat. Meth.	Method	Authors	Reference	Source	Evaluation
1.27	E 1 C 0044	25	1.05 X10 0 M	BG	VISUAL SPCTR CHNGE PNCN	SHIN	54005	G L	
	2. E O I K OH								
2.48	E 1 C 0044	25	8.0 X10-1 M	BG	VISUAL SPCTR CHNGE PNCN	SHIN	54005	G L	
	2. E O I K OH								
4.58	E 1 C 0044	25	6.0 X10-1 M	BG	VISUAL SPCTR CHNGE PNCN	SHIN	54005	G L	
	2. E O I K OH								
6.92	E 1 C 0044	25	4.9 X10-1 M	BG	VISUAL SPCTR CHNGE PNCN	SHIN	54005	G L	
	2. E O I K OH								
1.8	E O C 0090	25	1.07 X10 0 M	BG	VISUAL SPCTR CHNGE PNCN	SHIN	54005	G L	
	2. E O I K OH								
3.8	E O C 0090	25	7.3 X10-1 M	BG	VISUAL SPCTR CHNGE PNCN	SHIN	54005	G L	
	2. E O I K OH								
8.9	E O C 0090	25	4.7 X10-1 M	BG	VISUAL SPCTR CHNGE PNCN	SHIN	54005	G L	
	2. E O I K OH								
2.16	E 1 C 0090	25	2.8 X10-1 M	BG	VISUAL SPCTR CHNGE PNCN	SHIN	54005	G L	
	2. E O I K OH								
3.53	E 1 C 0090	25	2.1 X10-1 M	BG	VISUAL SPCTR CHNGE PNCN	SHIN	54005	G L	
	2. E O I K OH								
8.	E-1 C 0092	25	2.8 X10-1 M	BG	VISUAL SPCTR CHNGE PNCN	SHIN	54005	G L	
	2. E O I K OH								
1.1	E O C 0092	25	2.0 X10-1 M	BG	VISUAL SPCTR CHNGE PNCN	SHIN	54005	G L	
	2. E O I K OH								
1.5	E O C 0092	25	1.1 X10-1 M	BG	VISUAL SPCTR CHNGE PNCN	SHIN	54005	G L	
	2. E O I K OH								
4.8	E O C 0092	25	5.1 X10-2 M	BG	VISUAL SPCTR CHNGE PNCN	SHIN	54005	G L	
	2. E O I K OH								
5.3	E O C 0296	25	1.52 X10 0 M	BG	VISUAL SPCTR CHNGE PNCN	SHIN	54005	G L	
	2. E O I K OH								
1.00	E 1 C 0296	25	1.44 X10 0 M	BG	VISUAL SPCTR CHNGE PNCN	SHIN	54005	G L	
	2. E O I K OH								
1.60	E 1 C 0296	25	1.36 X10 0 M	BG	VISUAL SPCTR CHNGE PNCN	SHIN	54005	G L	
	2. E O I K OH								
2.34	E 1 C 0296	25	1.28 X10 0 M	BG	VISUAL SPCTR CHNGE PNCN	SHIN	54005	G L	
	2. E O I K OH								
3.11	E 1 C 0296	25	1.19 X10 0 M	BG	VISUAL SPCTR CHNGE PNCN	SHIN	54005	G L	
	2. E O I K OH								
3.33	E 1 C 0296	25	1.16 X10 0 M	BG	VISUAL SPCTR CHNGE PNCN	SHIN	54003	L L	
	2. E O I K OH								
3.85	E 1 C 0296	25	1.13 X10 0 M	BG	VISUAL SPCTR CHNGE PNCN	SHIN	54005	G L	
	2. E O I K OH								
4.92	E 1 C 0296	25	1.04 X10 0 M	BG	VISUAL SPCTR CHNGE PNCN	SHIN	54005	G L	
	2. E O I K OH								
6.44	E 1 C 0296	25	9.6 X10-1 M	BG	VISUAL SPCTR CHNGE PNCN	SHIN	54005	G L	
	2. E O I K OH								
7.78	E 1 C 0296	25	9.0 X10-1 M	BG	VISUAL SPCTR CHNGE PNCN	SHIN	54005	G L	
	2. E O I K OH								
8.	E-1 C 0297	25	8.7 X10-1 M	BG	VISUAL SPCTR CHNGE PNCN	SHIN	54005	G L	
	2. E O I K OH								
2.1	E O C 0297	25	5.8 X10-1 M	BG	VISUAL SPCTR CHNGE PNCN	SHIN	54005	G L	
	2. E O I K OH								
3.9	E O C 0297	25	3.5 X10-1 M	BG	VISUAL SPCTR CHNGE PNCN	SHIN	54005	G L	
	2. E O I K OH								
1.00	E 1 C 0297	5	2.1 X10-1 M	BG	VISUAL SPCTR CHNGE PNCN	SHIN	54005	G L	
	2. E O I K OH								
2.63	E 1 C 0297	25	1.4 X10-1 M	BG	VISUAL SPCTR CHNGE PNCN	SHIN	54005	G L	
	2. E O I K OH								
8.8	E O C 0296	25	4.5 X10-1 M	BG	VISUAL SPCTR CHNGE PNCN	SHIN	54003	L L	
	7.36 E 1 C 0044								
	2. E O I K OH								
1.49	E 1 C 0296	25	5.2 X10-1 M	BG	VISUAL SPCTR CHNGE PNCN	SHIN	54003	L L	
	5.54 E 1 C 0044								
	2. E O I K OH								
1.93	E 1 C 0296	25	5.9 X10-1 M	BG	VISUAL SPCTR CHNGE PNCN	SHIN	54003	L L	
	4.20 E 1 C 0044								
	2. E O I K OH								
2.28	E 1 C 0296	25	6.6 X10-1 M	BG	VISUAL SPCTR CHNGE PNCN	SHIN	54003	L L	
	3.17 E 1 C 0044								
	2. E O I K OH								
2.55	E 1 C 0296	25	7.2 X10-1 M	BG	VISUAL SPCTR CHNGE PNCN	SHIN	54003	L L	
	2.36 E 1 C 0044								
	2. E O I K OH								
2.76	E 1 C 0296	25	8.2 X10-1 M	BG	VISUAL SPCTR CHNGE PNCN	SHIN	54003	L L	
	1.72 E 1 C 0044								
	2. E O I K OH								

Concentration units: A—mol %; B—vol % solvent; C—mol % surfactant mixture; D—wt/vol %; E—% saturation; H—wt % solvent; I—mol % surfactant; K—normality

counterions; M—molar; N—normal; P—wt %; Q—wt % surfactant; R—varied; S—mol/kg; T—wt % surfactant mixture; U—mol/(l or kg); W—molar; Y—atm. Details on page 222.

*Complete Table of Critical Micelle Concentration Values—Continued*

Additives	Temp. °C	CMC	Qual. Mat. Meth.	Method	Authors	Reference	Source	Evaluation
2.94 E 1 C 0296 1.17 E 1 C 0044 2. E O I K OH	25	9.0 X10-1 M	BG	VISUAL SPCTR CHNGE PNCN	SHIN	54003	L	L
3.10 E 1 C 0296 7.2 E O C 0044 2. E O I K OH	25	9.8 X10-1 M	BG	VISUAL SPCTR CHNGE PNCN	SHIN	54003	L	L
3.22 E 1 C 0296 3.3 E O C 0044 2. E O I K OH	25	1.07 X10 0 M	BG	VISUAL SPCTR CHNGE PNCN	SHIN	54003	L	L
46 ENTRIES FOR COMPOUND								
COMPOUND NO = 189 MOL WGT -	308.4	ALPHA SULFOMYRISTIC ACID						
	25	1.3 X10-1 D	CD	EQUIV CONDUCTNCE GRAPH	WEIL STIR	56008	T	L
		4.21 X10-3 M					M	
	25	5.2 X10-3 M	CC	EQUIV CONDUCTNCE GRAPH	WEIL STIR	56008	K	3
	28	7. X10-2 D	CD	SURFACE TENSION UNSPEC	WEIL STIR	56008	T	L
		2.2 X10-3 M					M	
	UNK	2.27 X10-3 M	CB	SURFACE TENSION UNSPEC	MAUR STIR	64002	L	L
	RM	7.5 X10-2 D	CG	FOTOMTR SPCTR CHNGE PNCN	WEIL STIR	56008	T	L
		2.43 X10-3 M					M	
	RM	8. X10-2 D	CG	VISUAL SPCTR CHNGE PNCN	WEIL STIR	56008	T	L
		2.5 X10-3 M					M	
6 ENTRIES FOR COMPOUND								
COMPOUND NO = 190 MOL WGT -	336.4	ALPHA SULFOPALMITIC ACID						
	28	2. X10-2 D	CE	SURFACE TENSION UNSPEC	WEIL STIR	56008	T	L
		5.9 X10-4 M					M	
	UNK	6.0 X10-4 M	CB	SURFACE TENSION UNSPEC	MAUR STIR	64002	L	L
	RM	2.3 X10-2 D	CG	FOTOMTR SPCTR CHNGE PNCN	WEIL STIR	56008	T	L
		6.83 X10-4 M					M	
	RM	1.7 X10-2 D	CG	VISUAL SPCTR CHNGE PNCN	WEIL STIR	56008	T	L
		5.05 X10-4 M					M	
4 ENTRIES FOR COMPOUND								
COMPOUND NO = 191 MOL WGT -	364.5	ALPHA SULFOSTEARIC ACID						
	28	5. X10-3 D	CD	SURFACE TENSION UNSPEC	WEIL STIR	56008	T	L
		1.3 X10-4 M					M	
	UNK	1.4 X10-4 M	CD	SURFACE TENSION UNSPEC	MAUR STIR	64002	L	L
	RM	4. X10-3 D	CG	FOTOMTR SPCTR CHNGE PNCN	WEIL STIR	56008	T	L
		1.0 X10-4 M					M	
	RM	5. X10-3 D	CG	VISUAL SPCTR CHNGE PNCN	WEIL STIR	56008	T	L
		1.3 X10-4 M					M	
4 ENTRIES FOR COMPOUND								
COMPOUND NO = 192 MOL WGT -	386.5	SODIUM ETHYL ALPHA SULFOPALMITATE						
	28	9. X10-3 D	CD	SURFACE TENSION UNSPEC	WEIL STIR	56008	T	L
		2.3 X10-4 M					M	
	RM	1.3 X10-2 D	CG	FOTOMTR SPCTR CHNGE PNCN	WEIL STIR	56008	T	L
		3.36 X10-4 M					M	
2 ENTRIES FOR COMPOUND								
COMPOUND NO = 193 MOL WGT -	400.5	SODIUM PROPYL ALPHA SULFOPALMITATE						
	28	4. X10-3 D	CD	SURFACE TENSION UNSPEC	WEIL STIR	56008	T	L
		9.9 X10-5 M					M	
1 ENTRIES FOR COMPOUND								
COMPOUND NO = 194 MOL WGT -	400.5	SODIUM METHYL ALPHA SULFOSTEARATE						
	28	4. X10-3 D	CD	SURFACE TENSION UNSPEC	WEIL STIR	56008	T	L
		9.9 X10-5 M					M	
	UNK	8. X10-5 M	CG	VISUAL SPCTR CHNGE PNCN	MAUR STIR	64002	T	L
	RM	4. X10-3 D		FOTOMTR SPCTR CHNGE PNCN	WEIL STIR	56008	T	L
		9.9 X10-5 M					M	
	RM	3. X10-3 D	CG	VISUAL SPCTR CHNGE PNCN	WEIL STIR	56008	T	L
		7.4 X10-5 M					M	
4 ENTRIES FOR COMPOUND								
COMPOUND NO = 195 MOL WGT -	414.5	SODIUM ETHYL ALPHA SULFOSTEARATE						
	28	5. X10-3 D	CD	SURFACE TENSION UNSPEC	WEIL STIR	56008	T	L
		1.2 X10-4 M					M	

Concentration units: A—mol %; B—vol % solvent; C—mol % surfactant mixture; D—wt/vol %; E—% saturation; H—wt % solvent; I—mol % surfactant; K—normality

counterions; M—molar; N—normal; P—wt %; Q—wt % surfactant; R—varied; S—mol/counterions; M—molar; N—normal; P—wt %; Q—wt % surfactant; R—varied; S—mol/



*Complete Table of Critical Micelle Concentration Values—Continued*

Additives	Temp. °C	CMC	Qual. Mat. Meth.	Method	Authors	Reference	Source	Evaluation
	RM	2. X10-3 D	CG	FOTOMTR SPCTR CHNGE PNCN	WEIL STIR	56008	T	L
		4.8 X10-5 M					M	
	RM	2. X10-3 D	CG	VISUAL SPCTR CHNGE PNCN	WEIL STIR	56008	T	L
		4.8 X10-5 M					M	
3 ENTRIES FOR COMPOUND								
COMPOUND NO = 196	MOL WGT -	428.6	SODIUM	PROPYL ALPHA SULFOSTEARATE				
		28	5. X10-4 D	CD	SURFACE TENSION UNSPEC	WEIL STIR	56008	T L
			1.1 X10-5 M					M
1 ENTRIES FOR COMPOUND								
COMPOUND NO = 197	MOL WGT -	488.5	DISODIUM 2	SULFOETHYL ALPHA SULFOPALMITATE				
		25	5.3 X10-1 D	CC	EQUIV CONDUCTNCE GRAPH	WEIL STIR	56008	T L
			1.08 X10-2 M					M
	RM	3. X10-1 D	CG	FOTOMTR SPCTR CHNGE PNCN	WEIL STIR	56008	T	L
		6.1 X10-3 M						M
	RM	4. X10-1 D	CG	VISUAL SPCTR CHNGE PNCN	WEIL STIR	56008	T	L
		8.1 X10-3 M						M
3 ENTRIES FOR COMPOUND								
COMPOUND NO = 198	MOL WGT -	516.5	DISODIUM 2	SULFOETHYL ALPHA SULFOSTEARATE				
		25	1.6 X10-1 D	CC	EQUIV CONDUCTNCE GRAPH	WEIL STIR	56008	T L
			3.09 X10-3 M					M
		28	1.3 X10-1 D	CD	SURFACE TENSION UNSPEC	WEIL STIR	56008	T L
			2.51 X10-3 M					M
	RM	1.0 X10-1 D	CG	FOTOMTR SPCTR CHNGE PNCN	WEIL STIR	56008	T	L
		1.93 X10-3 M						M
3 ENTRIES FOR COMPOUND								
COMPOUND NO = 199	MOL WGT -	428.6	SODIUM	ISOPROPYL ALPHA SULFOSTEARATE				
		28	1. X10-3 D	CE	SURFACE TENSION UNSPEC	WEIL STIR	56008	T L
			2.3 X10-5 M					M
1 ENTRIES FOR COMPOUND								
COMPOUND NO = 200	MOL WGT -	250.3	DODECYL	SULFONIC ACID				
		0	1.00 X10-2 M	CC	SPECFC CONDUCTNCE GRAPH	BRAD HUFF	48004	T L
		0	9.5 X10-3 W	CB	FREEZING POINT	MCBA DYE	39011	K L
		25	8.5 X10-3 M	CC	SPECFC CONDUCTNCE GRAPH	BRAD HUFF	48004	T L
		25	9.2 X10-3 W	CB	EQUIV CONDUCTNCE GRAPH	MCBA DYE	39011	K L
		25	8. X10-2 W	CF	EQUIV CONDUCTNCE GRAPH	MCBA DYE	39011	T L
		29	7.5 X10-3 M	BB	SURFACE TENSION LOG PLOT	BRAD	48022	T L
		40	9.2 X10-3 W	CC	ELECTROMOTIVE FORCE	TART LING	48007	P L
		50	9.5 X10-3 M	CC	SPECFC CONDUCTNCE GRAPH	BRAD HUFF	48004	T L
		50	5.55 X10-3 M	BG	VISUAL SPCTR CHNGE PNCN	WEIL STIR	63013	T L
		70	1.20 X10-2 M	CC	SPECFC CONDUCTNCE GRAPH	BRAD HUFF	48004	T L
		90	1.55 X10-2 M	CC	SPECFC CONDUCTNCE GRAPH	BRAD HUFF	48004	T L
	UNK	9. X10-3 M	XG	METHOD NOT CITED	KLEV RAIS	54004	T	L
	UNK	4.39 X10-3 M	BB	SURFACE TENSION LOG PLOT	WEIL STIR	63013	T	L
13 ENTRIES FOR COMPOUND								
COMPOUND NO = 201	MOL WGT -	524.8	DECYL /OXYETHYLENE/8 OXYMETHYL					
			REDUCED POLYDISPERSION OF HEAD GROUPS					
		30	6.0 X10-2 D	EC	TURBIDITY PLT LITE SCATR	NAKA KURI	60006	T L
			1.14 X10-3 M					M
1.50 E-2 Q	N-DECANE	30	4.0 X10-2 D	ED	TURBIDITY PLT LITE SCATR	NAKA KURI	60006	T L
			7.62 X10-4 M					M
1.32 E 0 Q	N-DECANE	30	5.7 X10-2 D	ED	TURBIDITY PLT LITE SCATR	NAKA KURI	60006	T L
			1.08 X10-3 M					M
2.33 E 0 Q	N-DECANE	30	5.4 X10-2 D	ED	TURBIDITY PLT LITE SCATR	NAKA KURI	60006	T L
			1.02 X10-3 M					M
3.16 E 0 Q	N-DECANE	30	5.2 X10-2 D	ED	TURBIDITY PLT LITE SCATR	NAKA KURI	60006	T L
			9.90 X10-4 M					M
3.78 E 0 Q	N-DECANE	30	5.1 X10-2 D	ED	TURBIDITY PLT LITE SCATR	NAKA KURI	60006	T L
			9.71 X10-4 M					M
4.93 E 0 Q	N-DECANE	30	4.8 X10-2 D	ED	TURBIDITY PLT LITE SCATR	NAKA KURI	60006	T L
			9.14 X10-4 M					M
1.20 E 1 Q	N-DECANE	30	4.0 X10-2 D	ED	TURBIDITY PLT LITE SCATR	NAKA KURI	60006	T L
			7.62 X10-4 M					M

Concentration units: A—mol %; B—vol % solvent; C—mol % surfactant mixture; D—wt/vol %; E—% saturation; H—wt % solvent; I—mol % surfactant; K—normality

counterions; M—molar; N—normal; P—wt %; Q—wt % surfactant; R—varied; S—mol/kg; T—wt % surfactant mixture; U—mol/(l or kg); W—molal; Y—atm. Details on page 222.

*Complete Table of Critical Micelle Concentration Values — Continued*

Additives	Temp. °C	CMC	Qual. Mat. Meth.	Method	Authors	Reference	Source	Evaluation
3.40 E 0 Q DECANOL-1	30	5.2 X10-2 D 9.90 X10-4 M	ED	TURBIDITY PLT LITE SCATR	NAKA KURI	60006	T	L
6.19 E 0 Q DECANOL-1	30	4.5 X10-2 D 8.57 X10-4 M	ED	TURBIDITY PLT LITE SCATR	NAKA KURI	60006	T	L
8.50 E 0 Q DECANOL-1	30	4.0 X10-2 D 7.62 X10-4 M	ED	TURBIDITY PLT LITE SCATR	NAKA KURI	60006	T	L
1.142E 1 Q DECANOL-1	30	3.3 X10-2 D 6.28 X10-4 M	ED	TURBIDITY PLT LITE SCATR	NAKA KURI	60006	T	L
1.661E 1 Q DECANOL-1	30	2.0 X10-2 D 3.81 X10-4 M	ED	TURBIDITY PLT LITE SCATR	NAKA KURI	60006	T	L
13 ENTRIES FOR COMPOUND								
COMPOUND NO = 202 MOL WGT - 657.0 DECYL /OXYETHYLENE/11 OXYMETHYL REDUCED POLYDISPERSION OF HEAD GROUPS								
	30	9.5 X10-2 D 1.44 X10-3 M	EC	TURBIDITY PLT LITE SCATR	NAKA KURI	60006	T	L
1.40 E 0 Q N-DECANE	30	9.2 X10-2 D 1.40 X10-3 M	ED	TURBIDITY PLT LITE SCATR	NAKA KURI	60006	T	L
2.58 E 0 Q N-DECANE	30	9.0 X10-2 D 1.36 X10-3 M	ED	TURBIDITY PLT LITE SCATR	NAKA KURI	60006	T	L
3.31 E 0 Q N-DECANE	30	8.8 X10-2 D 1.33 X10-3 M	ED	TURBIDITY PLT LITE SCATR	NAKA KURI	60006	T	L
5.67 E 0 Q DECANOL-1	30	8.4 X10-2 D 1.27 X10-3 M	ED	TURBIDITY PLT LITE SCATR	NAKA KURI	60006	T	L
1.018E 1 Q DECANOL-1	30	7.5 X10-2 D 1.14 X10-3 M	ED	TURBIDITY PLT LITE SCATR	NAKA KURI	60006	T	L
1.712E 1 Q DECANOL-1	30	6.3 X10-2 D 9.58 X10-4 M	ED	TURBIDITY PLT LITE SCATR	NAKA KURI	60006	T	L
7 ENTRIES FOR COMPOUND								
COMPOUND NO = 203 MOL WGT - 235.8 DECYL TRIMETHYL AMMONIUM CHLORIDE								
	25	6.5 X10-2 M	XG	VISUAL SPCTR CHNGE	KLEV	53010	T	L
3.33 E 1 C 0041	25	6.11 X10-2 M	BB	UNSPECIFIED CONDUCTANCE	HOYE MARM	61002	T	3
	25	1.96 X10-2 M	BB	UNSPEC SOLUBLZTN SDN 4	HOYE MARM	61002	T	3
3 ENTRIES FOR COMPOUND								
COMPOUND NO = 204 MOL WGT - 701.0 DECYL /OXYETHYLENE/12 OXYMETHYL REDUCED POLYDISPERSION OF HEAD GROUPS								
	09.7	1.70 X10-1 D 2.425X10-3 M	EC	TURBIDITY PLT LITE SCATR	KURI	62009	T	L
	29.0	1.10 X10-1 D 1.569X10-3 M	EC	TURBIDITY PLT LITE SCATR	KURI	62009	T	L
	30	1.05 X10-1 D 1.497X10-3 M	EC	TURBIDITY PLT LITE SCATR	KURI	62009	T	L
	45	8.2 X10-2 D 1.16 X10-3 M	EC	TURBIDITY PLT LITE SCATR	KURI	62009	T	L
	50.7	7.8 X10-2 D 1.11 X10-3 M	ED	TURBIDITY PLT LITE SCATR	KURI	62009	T	L
	50	7.8 X10-2 D 1.11 X10-3 M	EC	TURBIDITY PLT LITE SCATR	KURI	62009	T	L
	58.5	7.0 X10-2 D 9.98 X10-4 M	ED	TURBIDITY PLT LITE SCATR	KURI	62009	T	L
	69.7	6.2 X10-2 D 8.84 X10-4 M	ED	TURBIDITY PLT LITE SCATR	KURI	62009	T	L
	73.4	6.0 X10-2 D 8.55 X10-4 M	ED	TURBIDITY PLT LITE SCATR	KURI	62009	T	L
	75.0	6.0 X10-2 D 8.55 X10-4 M	ED	TURBIDITY PLT LITE SCATR	KURI	62009	T	L
1.86 E 0 Q N-DECANE	09.6	1.65 X10-1 D 2.353X10-3 M	ED	TURBIDITY PLT LITE SCATR	KURI	62009	T	L
2.6 E 0 Q N-DECANE	10.0	1.63 X10-1 D 2.325X10-3 M	ED	TURBIDITY PLT LITE SCATR	KURI	62009	T	L
1.86 E 0 Q N-DECANE	30.0	1.05 X10-1 D 1.497X10-3 M	ED	TURBIDITY PLT LITE SCATR	KURI	62009	T	L
4.4 E 0 Q N-DECANE	30.0	1.02 X10-1 D 1.455X10-3 M	ED	TURBIDITY PLT LITE SCATR	KURI	62009	T	L
1.86 E 0 Q N-DECANE	50.0	7.8 X10-2 D 1.11 X10-3 M	ED	TURBIDITY PLT LITE SCATR	KURI	62009	T	L
8.7 E 0 Q N-DECANE	50.0	7.0 X10-2 D 9.98 X10-4 M	ED	TURBIDITY PLT LITE SCATR	KURI	62009	T	L
1.86 E 0 Q N-DECANE	60.0	7.0 X10-2 D 9.98 X10-4 M	ED	TURBIDITY PLT LITE SCATR	KURI	62009	T	L

Concentration units: A—mol %; B—vol % solvent; C—mol % surfactant mixture; D—wt/vol %; E—% saturation; H—wt % solvent; I—mol % surfactant; K—normality

counterions; M—molar; N—normal; P—wt %; Q—wt % surfactant; R—varied; S—mol/kg; T—wt % surfactant mixture; U—mol/(l or kg); W—molal; Y—atm. Details on page 222.



*Complete Table of Critical Micelle Concentration Values—Continued*

Additives		Temp. °C	CMC	Qual. Mat. Meth.	Method	Authors	Reference	Source	Evaluation
1.35 E 1 Q	N-DECANE	60.0	6.8 X10 <sup>-2</sup> D 9.70 X10 <sup>-4</sup> M	ED	TURBIDITY PLT LITE SCATR	KURI	62009	T L	M
1.86 E 0 Q	N-DECANE	66.6	6.2 X10 <sup>-2</sup> D 8.84 X10 <sup>-4</sup> M	ED	TURBIDITY PLT LITE SCATR	KURI	62009	T L	M
1.86 E 0 Q	N-DECANE	69.0	6.2 X10 <sup>-2</sup> D 8.84 X10 <sup>-4</sup> M	ED	TURBIDITY PLT LITE SCATR	KURI	62009	T L	M
9.17 E 0 Q	DECANOL-1	10.0	1.45 X10 <sup>-1</sup> D 2.06BX10 <sup>-3</sup> M	ED	TURBIDITY PLT LITE SCATR	KURI	62009	T L	M
9.17 0	DECANOL-1	29.9	8.8 X10 <sup>-2</sup> D 1.25 X10 <sup>-3</sup> M	ED	TURBIDITY PLT LITE SCATR	KURI	62009	T L	M
1.87 E 0 Q	DECANOL-1	30	1.05 X10 <sup>-1</sup> D 1.497X10 <sup>-3</sup> M	ED	TURBIDITY PLT LITE SCATR	KURI	62009	T L	M
4.56 E 0 Q	DECANOL-1	30	9.9 X10 <sup>-2</sup> D 1.41 X10 <sup>-3</sup> M	ED	TURBIDITY PLT LITE SCATR	KURI	62009	T L	M
7.75 E 0 Q	DECANOL-1	30	9.2 X10 <sup>-2</sup> D 1.31 X10 <sup>-3</sup> M	ED	TURBIDITY PLT LITE SCATR	KURI	62009	T L	M
9.17 E 0 Q	DECANOL-1	30	8.8 X10 <sup>-2</sup> D 1.25 X10 <sup>-3</sup> M	ED	TURBIDITY PLT LITE SCATR	KURI	62009	T L	M
1.11 E 1 Q	DECANOL-1	30	8.5 X10 <sup>-2</sup> D 1.21 X10 <sup>-3</sup> M	ED	TURBIDITY PLT LITE SCATR	KURI	62009	T L	M
1.91 E 1 Q	DECANOL-1	30	7.0 X10 <sup>-2</sup> D 9.98 X10 <sup>-4</sup> M	ED	TURBIDITY PLT LITE SCATR	KURI	62009	T L	M
9.17 E 0 Q	DECANOL-1	43.4	7.6 X10 <sup>-2</sup> D 1.08 X10 <sup>-3</sup> M	ED	TURBIDITY PLT LITE SCATR	KURI	62009	T L	M
5.37 E 0 Q	DECANOL-1	45	7.8 X10 <sup>-2</sup> D 1.11 X10 <sup>-3</sup> M	ED	TURBIDITY PLT LITE SCATR	KURI	62009	T L	M
9.17 E 0 Q	DECANOL-1	45	7.5 X10 <sup>-2</sup> D 1.06 X10 <sup>-3</sup> M	ED	TURBIDITY PLT LITE SCATR	KURI	62009	T L	M
1.07 E 1 Q	DECANOL-1	45	7.4 X10 <sup>-2</sup> D 1.05 X10 <sup>-3</sup> M	ED	TURBIDITY PLT LITE SCATR	KURI	62009	T L	M
1.28 E 1 Q	DECANOL-1	45	7.3 X10 <sup>-2</sup> D 1.04 X10 <sup>-3</sup> M	ED	TURBIDITY PLT LITE SCATR	KURI	62009	T L	M
1.73 E 1 Q	DECANOL-1	45	6.9 X10 <sup>-2</sup> D 9.84 X10 <sup>-4</sup> M	ED	TURBIDITY PLT LITE SCATR	KURI	62009	T L	M
9.17 E 0 Q	DECANOL-1	49.7	7.0 X10 <sup>-2</sup> D 9.98 X10 <sup>-4</sup> M	ED	TURBIDITY PLT LITE SCATR	KURI	62009	T L	M
1.86 E 0 Q	DECANOL-1	50	7.8 X10 <sup>-2</sup> D 1.11 X10 <sup>-3</sup> R	ED	TURBIDITY PLT LITE SCATR	KURI	62009	T L	M
2.23 E 0 Q	DECANOL-1	50	7.6 X10 <sup>-2</sup> D 1.08 X10 <sup>-3</sup> M	ED	TURBIDITY PLT LITE SCATR	KURI	62009	T L	M
3.53 <sup>1</sup> E 0 Q	DECANOL-1	50	7.5 X10 <sup>-2</sup> D 1.06 X10 <sup>-3</sup> M	ED	TURBIDITY PLT LITE SCATR	KURI	62009	T L	M
5.58 E 0 Q	DECANOL-1	50	7.3 X10 <sup>-2</sup> D 1.04 X10 <sup>-3</sup> M	ED	TURBIDITY PLT LITE SCATR	KURI	62009	T L	M
7.52 E 0 Q	DECANOL-1	50	7.1 X10 <sup>-2</sup> D 1.01 X10 <sup>-3</sup> M	ED	TURBIDITY PLT LITE SCATR	KURI	62009	T L	M
8.7 E 0 Q	DECANOL-1	50	7.0 X10 <sup>-2</sup> D 9.98 X10 <sup>-4</sup> M	ED	TURBIDITY PLT LITE SCATR	KURI	62009	T L	M
9.17 E 0 Q	DECANOL-1	55.4	6.6 X10 <sup>-2</sup> D 9.41 X10 <sup>-4</sup> M	ED	TURBIDITY PLT LITE SCATR	KURI	62009	T L	M
9.17 E 0 Q	DECANOL-1	61.4	6.2 X10 <sup>-2</sup> D 8.84 X10 <sup>-4</sup> M	ED	TURBIDITY PLT LITE SCATR	KURI	62009	T L	M
43 ENTRIES FOR COMPOUND									
COMPOUND NO = 205 MOL WGT = 729.1 DODECYL /OXYETHYLENE/12 OXYMETHYL REDUCED POLYDISPERSION OF HEAD GROUPS									
		20	4. X10 <sup>-2</sup> D 5.4 X10 <sup>-4</sup> M	EE	TURBIDITY PLT LITE SCATR	KURI	62011	T L	M
		40	2. X10 <sup>-2</sup> D 2.7 X10 <sup>-4</sup> M	EE	TURBIDITY PLT LITE SCATR	KURI	62011	T L	M
		60	1.5 X10 <sup>-2</sup> D 2.05 X10 <sup>-4</sup> M	ED	TURBIDITY PLT LITE SCATR	KURI	62011	T L	M
		70	1.2 X10 <sup>-2</sup> D 1.64 X10 <sup>-4</sup> M	ED	TURBIDITY PLT LITE SCATR	KURI	62011	T L	M
		76	1.2 X10 <sup>-2</sup> D 1.64 X10 <sup>-4</sup> M	ED	TURBIDITY PLT LITE SCATR	KURI	62011	T L	M
5. E-1 M	CA CL2	30	2.0 X10 <sup>-2</sup> D 2.74 X10 <sup>-4</sup> M	ED	TURBIDITY PLT LITE SCATR	KURI	62011	T L	M
1. E 0 M	CA CL2	30	1.0 X10 <sup>-2</sup> D 1.37 X10 <sup>-4</sup> M	ED	TURBIDITY PLT LITE SCATR	KURI	62011	T L	M
5. E-1 M	CA CL2	50	1.5 X10 <sup>-2</sup> D 2.05 X10 <sup>-4</sup> M	ED	TURBIDITY PLT LITE SCATR	KURI	62011	T L	M
1. E 0 M	CA CL2	50	8. X10 <sup>-3</sup> D 1.0 X10 <sup>-4</sup> M	ED	TURBIDITY PLT LITE SCATR	KURI	62011	T L	M

Concentration units: A—mol %; B—vol % solvent; C—mol % surfactant mixture; D—wt/vol %; E—% saturation; H—wt % solvent; I—mol % surfactant; K—normality

counterions; M—molar; N—normal; P—wt %; Q—wt % surfactant; R—varied; S—mol/kg; T—wt % surfactant mixture; U—mol/(l or kg); W—molar; Y—atm. Details on page 222.

# Complete Table of Critical Micelle Concentration Values—Continued

	Additives	Temp. °C	CMC	Qual. Mat. Meth.	Method	Authors	Reference	Source	Evaluation
1.	E O M CA CL2	60	5. X10-3 D	EE	TURBIDITY PLT LITE SCATR	KURI	62011	T	L
			6.8 X10-5 M					M	
5.	E-1 M CA CL2	64	1.0 X10-2 D	ED	TURBIDITY PLT LITE SCATR	KURI	62011	T	L
			1.37 X10-4 M					M	
2.	E-1 M NA CL	30	2.3 X10-2 D	ED	TURBIDITY PLT LITE SCATR	KURI NAKA	62010	T	L
			3.15 X10-4 M					M	
2.	E-1 M NA CL	30	2.3 X10-2 D	ED	TURBIDITY PLT LITE SCATR	KURI	62011	T	L
			3.15 X10-4 M					M	
1.	E O M NA CL	30	2.0 X10-2 D	ED	TURBIDITY PLT LITE SCATR	KURI	62011	T	L
			2.74 X10-4 M					M	
2.	E-1 M NA CL	50	1.6 X10-2 D	ED	TURBIDITY PLT LITE SCATR	KURI NAKA	62010	T	L
			2.19 X10-4 M					M	
2.	E-1 M NA CL	50	1.6 X10-2 D	ED	TURBIDITY PLT LITE SCATR	KURI	62011	T	L
			2.19 X10-4 M					M	
1.	E O M NA CL	50	1.5 X10-2 D	ED	TURBIDITY PLT LITE SCATR	KURI	62011	T	L
			2.05 X10-4 M					M	
1.	E O M NA CL	60	1.2 X10-2 D	ED	TURBIDITY PLT LITE SCATR	KURI	62011	T	L
			1.64 X10-4 M					M	
2.	E-1 M NA CL	70	1.2 X10-2 D	ED	TURBIDITY PLT LITE SCATR	KURI NAKA	62010	T	L
			1.64 X10-4 M					M	
2.	E-1 M NA CL	70	1.2 X10-2 D	ED	TURBIDITY PLT LITE SCATR	KURI	62011	T	L
			1.64 X10-4 M					M	
2.	E-1 M NA CL	30	2.3 X10-2 D	ED	TURBIDITY PLT LITE SCATR	KURI NAKA	62010	T	L
			3.15 X10-4 M					M	
2.	E-1 M NA CL	30	2.5 X10-2 D	ED	TURBIDITY PLT LITE SCATR	KURI NAKA	62010	T	L
			3.42 X10-4 M					M	
2.	E-1 M NA CL	30	2.8 X10-2 D	ED	TURBIDITY PLT LITE SCATR	KURI NAKA	62010	T	L
			3.84 X10-4 M					M	
2.	E-1 M NA CL	30	2.8 X10-2 D	ED	TURBIDITY PLT LITE SCATR	KURI NAKA	62010	T	L
			3.84 X10-4 M					M	
2.	E-1 M NA CL	30	2.9 X10-2 D	ED	TURBIDITY PLT LITE SCATR	KURI NAKA	62010	T	L
			3.97 X10-4 M					M	
2.	E-1 M NA CL	50	2.2 X10-2 D	ED	TURBIDITY PLT LITE SCATR	KURI NAKA	62010	T	L
			3.01 X10-4 M					M	
2.	E-1 M NA CL	50	2.5 X10-2 D	ED	TURBIDITY PLT LITE SCATR	KURI NAKA	62010	T	L
			3.42 X10-4 M					M	
2.	E-1 M NA CL	50	3.0 X10-2 D	ED	TURBIDITY PLT LITE SCATR	KURI NAKA	62010	T	L
			4.11 X10-4 M					M	
2.	E-1 M NA CL	50	3.3 X10-2 D	ED	TURBIDITY PLT LITE SCATR	KURI NAKA	62010	T	L
			4.52 X10-4 M					M	
2.	E-1 M NA CL	50	3.6 X10-2 D	ED	TURBIDITY PLT LITE SCATR	KURI NAKA	62010	T	L
			4.93 X10-4 M					M	
2.	E-1 M NA CL	70	2.0 X10-2 D	ED	TURBIDITY PLT LITE SCATR	KURI NAKA	62010	T	L
			2.74 X10-4 M					M	
2.	E-1 M NA CL	70	2.6 X10-2 D	ED	TURBIDITY PLT LITE SCATR	KURI NAKA	62010	T	L
			3.56 X10-4 M					M	
2.	E-1 M NA CL	70	3.4 X10-2 D	ED	TURBIDITY PLT LITE SCATR	KURI NAKA	62010	T	L
			4.66 X10-4 M					M	
2.	E-1 M NA CL	70	4.0 X10-2 D	ED	TURBIDITY PLT LITE SCATR	KURI NAKA	62010	T	L
			5.48 X10-4 M					M	
2.	E-1 M NA CL	70	5.0 X10-2 D	ED	TURBIDITY PLT LITE SCATR	KURI NAKA	62010	T	L
			6.85 X10-4 M					M	

35 ENTRIES FOR COMPOUND

COMPOUND NO = 206 MOL WGT - 624 9 TRITON X-100(P-T-OCTYL BENZENE/OXYETHYLENE/9  
NATURAL DISTRIBUTION OF HEAD GROUPS

		0	9. X10-4 W	HD	FREEZING POINT	GONI MCBA	47007	T	L
		26	1.5 X10-2 D	HD	SURFACE TENSION LOG PLOT	MANK	64010	T	L
		30	5. X10-2 D	HE	TURBIDITY PLT LITE SCATR	KURI	62011	T	L
		UNK	1.6 X10-2 D	HD	FOTOMTR SPCTR CHNG I2	ROSS OLIV	59020	T	L
5.	E-1 M CA CL2	30	4. X10-2 D	HE	TURBIDITY PLT LITE SCATR	KURI	62011	T	L
1.0	E O M H N03	25	1.8 X10-3 D	HG	POLAROGRAPHIC MAXIMUM	COLI	50012	T	L
1.0	E O M H N03	25	2.2 X10-3 D	HG	POLAROGRAPHIC MAXIMUM	COLI	50012	T	L
7.	E-1 M H CL04	25	1.6 X10-3 D	HG	POLAROGRAPHIC MAXIMUM	COLI	50012	T	L
7.	E-1 M H CL04	25	3.7 X10-3 D	HG	POLAROGRAPHIC MAXIMUM	COLI	50012	T	L
7.	E-1 M H CL04	25	2.0 X10-3 D	HG	POLAROGRAPHIC MAXIMUM	COLI	50012	T	L
1.0	E O M K CL	25	2.2 X10-3 D	HE	SURFACE TNSN LINEAR PLOT	COLI	50012	T	L
1.0	E O M K CL	25	1.5 X10-3 D	HG	POLAROGRAPHIC MAXIMUM	COLI	50012	T	L
1.0	E O M K N03	25	2.5 X10-3 D	HG	POLAROGRAPHIC MAXIMUM	COLI	50012	T	L
1.0	E O M K N03	25	2.2 X10-3 D	HE	SURFACE TNSN LINEAR PLOT	COLI	50012	T	L
1.0	E O M K N03	25	2.0 X10-3 D	HG	POLAROGRAPHIC MAXIMUM	COLI	50012	T	L
1.0	E O M K OH	25	2.0 X10-3 D	HG	POLAROGRAPHIC MAXIMUM	COLI	50012	T	L

Concentration units: A—mol %; B—vol % solvent; C—mol % surfactant mixture; D—wt/vol %; E—% saturation; H—wt % solvent; I—mol % surfactant; K—normality

counterions; M—molar; N—normal; P—wt %; Q—wt % surfactant; R—varied; S—mol/kg; T—wt % surfactant mixture; U—mol/(l or kg); W—molal; Y—atm. Details on page 222.



# Complete Table of Critical Micelle Concentration Values - Continued

Additives				Temp. °C	CMC	Qual. Mat. Meth.	Method	Authors	Reference	Source	Evaluation
1.0	E O M	K CH <sub>3</sub>		25	1.8 X 10 <sup>-3</sup> D	HC	POLAROGRAPHIC MAXIMUM	COLI	50012	T L	
5	E-1 M	HA CL		30	4 X 10 <sup>-2</sup> D	HE	TURBIDITY PLT LITE SCATR	KURI	62011	T L	
		0139					SEE CMC'D NMER IN ADDITV	MAH	64010		X
2	E-1	IONIC STRENGTH		25	9 X 10 <sup>-3</sup> D	HC	REACTION RATE SULFONILIZATE	TONG REEV	65030	T L	
2	E-1	PH OF SOLUTION									
2	E-1	IONIC STRENGTH		UNK	8 X 10 <sup>-3</sup> D	HC	FOTOMTR SPCTR CHNGE RHDG	TONG REEV	65030	T L	
		PH OF SOLUTION									
5.0	E O M	NH <sub>3</sub>		25	2.0 X 10 <sup>-3</sup> D	HC	POLAROGRAPHIC MAXIMUM	COLI	50012	T L	
5.0	E O M	NH <sub>3</sub>		25	1.8 X 10 <sup>-3</sup> D	HC	POLAROGRAPHIC MAXIMUM	COLI	50012	T L	
1	E-1 M	NH <sub>4</sub> CL									
1	E-1 M	NH <sub>4</sub> CL									
23 ENTRIES FOR COMPOUND											
COMPOUND NO = 207 MOL WGT = 250.4 P-T-OCTYL BENZENE /OXYETHYLENE/1 ALCOHOL											
				15	4.3 X 10 <sup>-5</sup> M	BD	SURFACE TENSION LOG PLOT	CR00 FORD	64014	GL L	
				25	4.85 X 10 <sup>-5</sup> M	BE	SURFACE TENSION LOG PLOT	CR00 FORD	63017	GL L	
				25	4.95 X 10 <sup>-5</sup> M	BD	SURFACE TENSION LOG PLOT	CR00 FORD	64014	GL L	
				35	5.6 X 10 <sup>-5</sup> M	BD	SURFACE TENSION LOG PLOT	CR00 FORD	64014	GL L	
				45	6.3 X 10 <sup>-5</sup> M	BD	SURFACE TENSION LOG PLOT	CR00 FORD	64014	GL L	
				55	7.65 X 10 <sup>-5</sup> M	BD	SURFACE TENSION LOG PLOT	CR00 FORD	64014	GL L	
				65	9.65 X 10 <sup>-5</sup> M	BD	SURFACE TENSION LOG PLOT	CR00 FORD	64014	GL L	
				75	1.29 X 10 <sup>-4</sup> M	BD	SURFACE TENSION LOG PLOT	CR00 FORD	64014	GL L	
				85	1.95 X 10 <sup>-4</sup> M	BD	SURFACE TENSION LOG PLOT	CR00 FORD	64014	GL L	
9 ENTRIES FOR COMPOUND											
COMPOUND NO = 208 MOL WGT = 294.4 P-T-OCTYL BENZENE /OXYETHYLENE/2 ALCOHOL											
				15	7.30 X 10 <sup>-5</sup> M	BD	SURFACE TENSION LOG PLOT	CR00 FORD	64014	GL L	
				25	1.32 X 10 <sup>-4</sup> M	BC	SURFACE TENSION LOG PLOT	CR00 FORD	63017	GL 3	
				25			QUESTIONABLE CRITERION	CR00 FORD	63017	R	
				25	7.65 X 10 <sup>-5</sup> M	BD	SURFACE TENSION LOG PLOT	CR00 FORD	64014	GL L	
				35	7.90 X 10 <sup>-5</sup> M	BD	SURFACE TENSION LOG PLOT	CR00 FORD	64014	GL L	
				45	8.65 X 10 <sup>-5</sup> M	BD	SURFACE TENSION LOG PLOT	CR00 FORD	64014	GL L	
				55	9.65 X 10 <sup>-5</sup> M	BD	SURFACE TENSION LOG PLOT	CR00 FORD	64014	GL L	
				65	1.11 X 10 <sup>-4</sup> M	BD	SURFACE TENSION LOG PLOT	CR00 FORD	64014	GL L	
				75	1.32 X 10 <sup>-4</sup> M	BD	SURFACE TENSION LOG PLOT	CR00 FORD	64014	GL L	
				85	1.62 X 10 <sup>-4</sup> M	BD	SURFACE TENSION LOG PLOT	CR00 FORD	64014	GL L	
10 ENTRIES FOR COMPOUND											
COMPOUND NO = 209 MOL WGT = 338.5 P-T-OCTYL BENZENE /OXYETHYLENE/3 ALCOHOL											
				15	1.02 X 10 <sup>-4</sup> M	BD	SURFACE TENSION LOG PLOT	CR00 FORD	64014	GL L	
				25	9.7 X 10 <sup>-5</sup> M	BC	SURFACE TENSION LOG PLOT	CR00 FORD	63017	GL 3	
				25			QUESTIONABLE CRITERION	CR00 FORD	63017	R	
				25	1.03 X 10 <sup>-4</sup> M	BD	SURFACE TENSION LOG PLOT	CR00 FORD	64014	GL L	
				35	1.07 X 10 <sup>-4</sup> M	BD	SURFACE TENSION LOG PLOT	CR00 FORD	64014	GL L	
				45	1.13 X 10 <sup>-4</sup> M	BD	SURFACE TENSION LOG PLOT	CR00 FORD	64014	GL L	
				55	1.23 X 10 <sup>-4</sup> M	BD	SURFACE TENSION LOG PLOT	CR00 FORD	64014	GL L	
				65	1.39 X 10 <sup>-4</sup> M	BD	SURFACE TENSION LOG PLOT	CR00 FORD	64014	GL L	
				75	1.68 X 10 <sup>-4</sup> M	BD	SURFACE TENSION LOG PLOT	CR00 FORD	64014	GL L	
				85	2.12 X 10 <sup>-4</sup> M	BD	SURFACE TENSION LOG PLOT	CR00 FORD	64014	GL L	
10 ENTRIES FOR COMPOUND											
COMPOUND NO = 210 MOL WGT = 382.5 P-T-OCTYL BENZENE /OXYETHYLENE/4 ALCOHOL											
				15	1.34 X 10 <sup>-4</sup> M	BD	SURFACE TENSION LOG PLOT	CR00 FORD	64014	GL L	
				25	1.25 X 10 <sup>-4</sup> M	BC	SURFACE TENSION LOG PLOT	CR00 FORD	63017	GL 3	
				25			QUESTIONABLE CRITERION	CR00 FORD	63017	R	
				25	1.29 X 10 <sup>-4</sup> M	BD	SURFACE TENSION LOG PLOT	CR00 FORD	64014	GL L	
				35	1.30 X 10 <sup>-4</sup> M	BD	SURFACE TENSION LOG PLOT	CR00 FORD	64014	GL L	
				45	1.41 X 10 <sup>-4</sup> M	BD	SURFACE TENSION LOG PLOT	CR00 FORD	64014	GL L	
				55	1.59 X 10 <sup>-4</sup> M	BD	SURFACE TENSION LOG PLOT	CR00 FORD	64014	GL L	
				65	1.72 X 10 <sup>-4</sup> M	BD	SURFACE TENSION LOG PLOT	CR00 FORD	64014	GL L	
				75	1.91 X 10 <sup>-4</sup> M	BD	SURFACE TENSION LOG PLOT	CR00 FORD	64014	GL L	
				85	2.13 X 10 <sup>-4</sup> M	BD	SURFACE TENSION LOG PLOT	CR00 FORD	64014	GL L	
				25			QUESTIONABLE CRITERION	CR00 FORD	63017	R	
3.33	E 1 C	0216		25	1.47 X 10 <sup>-4</sup> M	BC	SURFACE TENSION LOG PLOT	CR00 FORD	63017	L L	
5.00	E 1 C	0216		25	1.75 X 10 <sup>-4</sup> M	BC	SURFACE TENSION LOG PLOT	CR00 FORD	63017	GL L	
6.67	E 1 C	0216		25	2.17 X 10 <sup>-4</sup> M	BC	SURFACE TENSION LOG PLOT	CR00 FORD	63017	GL L	
14 ENTRIES FOR COMPOUND											

Concentration units: A = mol %; B = vol % solvent; C = mol % surfactant mixture; D = wt/vol %; E = % saturation; H = wt % solvent; I = mol % surfactant; K = normality

exameters; M = molar; N = normal; P = wt %; Q = wt % surfactant; R = varied; S = mol/kg; T = wt % surfactant mixture; U = mol/dm<sup>3</sup> kg; W = molar; Y = atm. Details on page 222.

# Complete Table of Critical Micelle Concentration Values—Continued

Additives	Temp. °C	CMC	Qual. Mat. Meth.	Method	Authors	Reference	Source Evaluation
COMPOUND NO = 211 MOL WGT - HOMOGENEOUS HEAD GROUP	426.6	P-T-OCTYL BENZENE /OXYETHYLENE/5	ALCOHOL				
	15	1.81 X10 <sup>-4</sup> M	BD	SURFACE TENSION LOG PLOT	CR00 FORD	64014	GL L
	25	1.54 X10 <sup>-4</sup> M	BC	SURFACE TENSION LOG PLOT	CR00 FORD	63017	L 3
	25			QUESTIONABLE CRITERION	CR00 FORD	63017	R
	25	1.72 X10 <sup>-4</sup> M	BD	SURFACE TENSION LOG PLOT	CR00 FORD	64014	GL L
	35	1.64 X10 <sup>-4</sup> M	BD	SURFACE TENSION LOG PLOT	CR00 FORD	64014	GL L
	45	1.64 X10 <sup>-4</sup> M	BD	SURFACE TENSION LOG PLOT	CR00 FORD	64014	GL L
	55	1.72 X10 <sup>-4</sup> M	BD	SURFACE TENSION LOG PLOT	CR00 FORD	64014	GL L
	65	1.90 X10 <sup>-4</sup> M	BD	SURFACE TENSION LOG PLOT	CR00 FORD	64014	GL L
	75	2.2 X10 <sup>-4</sup> M	BD	SURFACE TENSION LOG PLOT	CR00 FORD	64014	GL L
	85	2.35 X10 <sup>-4</sup> M	BD	SURFACE TENSION LOG PLOT	CR00 FORD	64014	GL L
10 ENTRIES FOR COMPOUND							
COMPOUND NO = 212 MOL WGT - HOMOGENEOUS HEAD GROUP	470.7	P-T-OCTYL BENZENE /OXYETHYLENE/6	ALCOHOL				
	15	2.70 X10 <sup>-4</sup> M	BD	SURFACE TENSION LOG PLOT	CR00 FORD	64014	GL L
	25	2.05 X10 <sup>-4</sup> M	BC	SURFACE TENSION LOG PLOT	CR00 FORD	63017	L 3
	5			QUESTIONABLE CRITERION	CR00 FORD	63017	R
	5	2.5 X10 <sup>-4</sup> M	BD	SURFACE TENSION LOG PLOT	CR00 FORD	64014	GL L
	35	2.37 X10 <sup>-4</sup> M	BD	SURFACE TENSION LOG PLOT	CR00 FORD	64014	GL L
	45	2.28 X10 <sup>-4</sup> M	BD	SURFACE TENSION LOG PLOT	CR00 FORD	640	L L
	55	2.30 X10 <sup>-4</sup> M	BD	SURFACE TENSION LOG PLOT	CR00 FORD	64014	GL L
	65	2.55 X10 <sup>-4</sup> M	BD	SURFACE TENSION LOG PLOT	CR00 FORD	64014	GL L
	75	2.87 X10 <sup>-4</sup> M	BD	SURFACE TENSION LOG PLOT	CR00 FORD	64014	GL L
	85	3.5 X10 <sup>-4</sup> M	BD	SURFACE TENSION LOG PLOT	CR00 FORD	64014	GL L
10 ENTRIES FOR COMPOUND							
COMPOUND NO = 213 MOL WGT - 'HOMOGENEOUS' HEAD GROUP	514.7	P-T-OCTYL BENZENE /OXYETHYLENE/7	ALCOHOL				
	15	2.91 X10 <sup>-4</sup> M	BD	SURFACE TENSION LOG PLOT	CR00 FORD	64014	GL L
	25	2.46 X10 <sup>-4</sup> M	BC	SURFACE TENSION LOG PLOT	CR00 FORD	63017	L 3
	25			QUESTIONABLE CRITERION	CR00 FORD	63017	R
	25	2.68 X10 <sup>-4</sup> M	BD	SURFACE TENSION LOG PLOT	CR00 FORD	64014	GL L
	35	2.44 X10 <sup>-4</sup> M	BD	SURFACE TENSION LOG PLOT	CR00 FORD	64014	GL L
	45	2.43 X10 <sup>-4</sup> M	BD	SURFACE TENSION LOG PLOT	CR00 FORD	64014	GL L
	55	2.41 X10 <sup>-4</sup> M	BD	SURFACE TENSION LOG PLOT	CR00 FORD	64014	GL L
	65	2.50 X10 <sup>-4</sup> M	BD	SURFACE TENSION LOG PLOT	CR00 FORD	64014	GL L
	75	2.68 X10 <sup>-4</sup> M	BD	SURFACE TENSION LOG PLOT	CR00 FORD	64014	GL L
	85	2.90 X10 <sup>-4</sup> M	BD	SURFACE TENSION LOG PLOT	CR00 FORD	64014	GL L
10 ENTRIES FOR COMPOUND							
COMPOUND NO = 214 MOL WGT - HOMOGENEOUS HEAD GROUP	558.8	P-T-OCTYL BENZENE /OXYETHYLENE/8	ALCOHOL				
	15	2.94 X10 <sup>-4</sup> M	BD	SURFACE TENSION LOG PLOT	CR00 FORD	64014	GL L
	25	2.80 X10 <sup>-4</sup> M	BC	SURFACE TENSION LOG PLOT	CR00 FORD	63017	GL 3
	25			QUESTIONABLE CRITERION	CR00 FORD	63017	R
	25	2.83 X10 <sup>-4</sup> M	BD	SURFACE TENSION LOG PLOT	CR00 FORD	64014	GL L
	35	2.58 X10 <sup>-4</sup> M	BD	SURFACE TENSION LOG PLOT	CR00 FORD	64014	GL L
	45	2.50 X10 <sup>-4</sup> M	BD	SURFACE TENSION LOG PLOT	CR00 FORD	64014	GL L
	55	2.46 X10 <sup>-4</sup> M	BD	SURFACE TENSION LOG PLOT	CR00 FORD	64014	GL L
	65	2.55 X10 <sup>-4</sup> M	BD	SURFACE TENSION LOG PLOT	CR00 FORD	64014	GL L
	75	2.74 X10 <sup>-4</sup> M	BD	SURFACE TENSION LOG PLOT	CR00 FORD	64014	GL L
	85	2.98 X10 <sup>-4</sup> M	BD	SURFACE TENSION LOG PLOT	CR00 FORD	64014	GL L
10 ENTRIES FOR COMPOUND							
COMPOUND NO = 215 MOL WGT - HOMOGENEOUS HEAD GROUP	602.8	P-T-OCTYL BENZENE /OXYETHYLENE/9	ALCOHOL				
	15	3.22 X10 <sup>-4</sup> M	BD	SURFACE TENSION LOG PLOT	CR00 FORD	64014	GL L
	25	3.35 X10 <sup>-4</sup> M	BC	SURFACE TENSION LOG PLOT	CR00 FORD	63017	GL 3
	25			QUESTIONABLE CRITERION	CR00 FORD	63017	R
	25	3.04 X10 <sup>-4</sup> M	BD	SURFACE TENSION LOG PLOT	CR00 FORD	64014	GL L
	35	2.75 X10 <sup>-4</sup> M	BD	SURFACE TENSION LOG PLOT	CR00 FORD	64014	GL L
	45	2.62 X10 <sup>-4</sup> M	BD	SURFACE TENSION LOG PLOT	CR00 FORD	64014	GL L
	55	2.70 X10 <sup>-4</sup> M	BD	SURFACE TENSION LOG PLOT	CR00 FORD	64014	GL L
	65	2.80 X10 <sup>-4</sup> M	BD	SURFACE TENSION LOG PLOT	CR00 FORD	64014	GL L
	75	2.91 X10 <sup>-4</sup> M	BD	SURFACE TENSION LOG PLOT	CR00 FORD	64014	GL L
	85	3.18 X10 <sup>-4</sup> M	BD	SURFACE TENSION LOG PLOT	CR00 FORD	64014	GL L
10 ENTRIES FOR COMPOUND							

Concentration units: A—mol %; B—vol % solvent; C—mol % surfactant mixture; D—wt/vol %; E—% saturation; H—wt % solvent; I—mol % surfactant; K—normality

counterions; M—molar; N—normal; P—wt %; Q—wt % surfactant; R—varied; S—mol/kg; T—wt % surfactant mixture; U—mol/(l or kg); W—molar; Y—atm. Details on page 222.



*Complete Table of Critical Micelle Concentration Values – Continued*

Additives	Temp. °C	CMC	Qual. Mat. Meth.	Method	Authors	Reference	Source	Evaluation
COMPOUND NO = 216 MOL WGT - 646.9 P-T-OCTYL BENZENE /OXYETHYLENE/10 ALCOHOL HOMOGENEOUS HEAD GROUP								
	15	3.30 X10-4 M	BD	SURFACE TENSION LOG PLOT	CR00 FORD	64014	GL	L
	25	3.23 X10-4 M	BD	SURFACE TENSION LOG PLOT	CR00 FORD	64014	GL	L
	25	3.35 X10-4 M	BC	SURFACE TENSION LOG PLOT	CR00 FORD	63017	L	3
	5			QUESTIONABLE CRITERION	CR00 FORD	63017		R
	35	3.03 X10-4 M	BD	SURFACE TENSION LOG PLOT	CR00 FORD	64014	GL	L
	45	2.80 X10-4 M	BD	SURFACE TENSION LOG PLOT	CR00 FORD	64014	GL	L
	55	2.90 X10-4 M	BD	SURFACE TENSION LOG PLOT	CR00 FORD	64014	GL	L
	65	3.00 X10-4 M	BD	SURFACE TENSION LOG PLOT	CR00 FORD	64014	GL	L
	75	3.12 X10-4 M	BD	SURFACE TENSION LOG PLOT	CR00 FORD	64014	GL	L
	85	3.38 X10-4 M	BD	SURFACE TENSION LOG PLOT	CR00 FORD	64014	GL	L
0210	25			SEE CMPD NMBR IN ADDITV	CR00 FORD	63017		X
E 0 0210	25			QUESTIONABLE CRITERION	CR00 FORD	63017		R
12 ENTRIES FOR COMPOUND								
COMPOUND NO = 217 MOL WGT - 250.4 P-T-OCTYL BENZENE /OXYETHYLENE/1 ALCOHOL NATURAL DISTRIBUTION OF HEAD GROUPS								
	25	4.85 X10-5 M	EE	SURFACE TENSION LOG PLOT	CR00 FORD	63017	GL	L
1 ENTRIES FOR COMPOUND								
COMPOUND NO = 218 MOL WGT - 294.4 P-T-OCTYL BENZENE /OXYETHYLENE/2 ALCOHOL NATURAL DISTRIBUTION OF HEAD GROUPS								
	25	6.8 X10-5 M	EC	SURFACE TENSION LOG PLOT	CR00 FORD	63017	GL	L
	25			QUESTIONABLE CRITERION	CR00 FORD	63017		R
2 ENTRIES FOR COMPOUND								
COMPOUND NO = 219 MOL WGT - 338.5 P-T-OCTYL BENZENE /OXYETHYLENE/3 ALCOHOL NATURAL DISTRIBUTION OF HEAD GROUPS								
	25	1.14 X10-4 M	EC	SURFACE TENSION LOG PLOT	CR00 FORD	63017	GL	L
	25			QUESTIONABLE CRITERION	CR00 FORD	63017		R
2 ENTRIES FOR COMPOUND								
COMPOUND NO = 220 MOL WGT - 382.5 P-T-OCTYL BENZENE /OXYETHYLENE/4 ALCOHOL NATURAL DISTRIBUTION OF HEAD GROUPS								
	25	1.05 X10-4 M	EC	SURFACE TENSION LOG PLOT	CR00 FORD	63017	GL	L
	25			QUESTIONABLE CRITERION	CR00 FORD	63017		R
E 0 0226	25			QUESTIONABLE CRITERION	CR00 FORD	63017		R
3.33 E 1 C 0226	25	1.28 X10-4 M	EC	SURFACE TENSION LOG PLOT	CR00 FORD	63017	L	L
5100 E 1 C 0226	25	1.53 X10-4 M	EC	SURFACE TENSION LOG PLOT	CR00 FORD	63017	GL	L
6.67 E 1 C 0226	25	2.04 X10-4 M	EC	SURFACE TENSION LOG PLOT	CR00 FORD	63017	GL	L
6 ENTRIES FOR COMPOUND								
COMPOUND NO = 221 MOL WGT - 426.6 P-T-OCTYL BENZENE /OXYETHYLENE/5 ALCOHOL NATURAL DISTRIBUTION OF HEAD GROUPS								
	25	1.17 X10-4 M	EC	SURFACE TENSION LOG PLOT	CR00 FORD	63017	GL	L
	25			QUESTIONABLE CRITERION	CR00 FORD	63017		R
2 ENTRIES FOR COMPOUND								
COMPOUND NO = 222 MOL WGT - 470.7 P-T-OCTYL BENZENE /OXYETHYLENE/6 ALCOHOL NATURAL DISTRIBUTION OF HEAD GROUPS								
	25	1.80 X10-4 M	EC	SURFACE TENSION LOG PLOT	CR00 FORD	63017	L	L
	25			QUESTIONABLE CRITERION	CR00 FORD	63017		R
2 ENTRIES FOR COMPOUND								
COMPOUND NO = 223 MOL WGT - 514.7 P-T-OCTYL BENZENE /OXYETHYLENE/7 ALCOHOL NATURAL DISTRIBUTION OF HEAD GROUPS								
	25	1.84 X10-4 M	EC	SURFACE TENSION LOG PLOT	CR00 FORD	63017	GL	L
	25			QUESTIONABLE CRITERION	CR00 FORD	63017		R
2 ENTRIES FOR COMPOUND								
COMPOUND NO = 224 MOL WGT - 558.8 P-T-OCTYL BENZENE /OXYETHYLENE/8 ALCOHOL NATURAL DISTRIBUTION OF HEAD GROUPS								
	25	2.47 X10-4 M	EC	SURFACE TENSION LOG PLOT	CR00 FORD	63017	GL	L
	25			QUESTIONABLE CRITERION	CR00 FORD	63017		R
2 ENTRIES FOR COMPOUND								

Concentration units: A – mol %; B – vol % solvent; C – mol % surfactant mixture; D – wt/vol %; E – % saturation; H – wt % solvent; I – mol % surfactant; K – normality counterions; M – molar; N – normal; P – wt %; Q – wt % surfactant; R – varied; S – mol/kg; T – wt % surfactant mixture; U – mol/(l or kg); W – molal; Y – atm. Details on page 222.

*Complete Table of Critical Micelle Concentration Values—Continued*

Additives	Temp. °C	CMC	Qual. Mat. Meth.	Method	Authors	Reference	Source	Evaluation
COMPOUND NO = 225 MOL WGT - NATURAL DISTRIBUTION OF HEAD GROUPS	602.8	P-T-OCTYL BENZENE /OXYETHYLENE/9	ALCOHOL					
	25	2.90 X10-4 M	EC	SURFACE TENSION MINIMUM	CR00 FORD	63017	L L	
	5			QUESTIONABLE CRITERION	CR00 FORD	63017	R	
2 ENTRIES FOR COMPOUND								
COMPOUND NO = 226 MOL WGT - NATURAL DISTRIBUTION OF HEAD GROUPS	646.9	P-T-OCTYL BENZENE /OXYETHYLENE/10	ALCOHOL					
	25	3.20 X10-4 M	EC	SURFACE TENSION MINIMUM	CR00 FORD	63017	GL L	
	25			QUESTIONABLE CRITERION	CR00 FORD	63017	R	
0220	25			SEE CMPD NMBR IN ADDITV	CR00 FORD	63017	X	
E 0 0220	25			QUESTIONABLE CRITERION	CR00 FORD	63017	R	
4 ENTRIES FOR COMPOUND								
COMPOUND NO = 227 MOL WGT - NATURAL DISTRIBUTION OF HEAD GROUPS	911.3	P-T-OCTYL BENZENE /OXYETHYLENE/16	ALCOHOL					
	25	4.3 X10-4 M	EC	SURFACE TENSION MINIMUM	CR00 FORD	63017	GL L	
	25			QUESTIONABLE CRITERION	CR00 FORD	63017	R	
2 ENTRIES FOR COMPOUND								
COMPOUND NO = 228 MOL WGT - NATURAL DISTRIBUTION OF HEAD GROUPS	1,968.7	P-T-OCTYL BENZENE /OXYETHYLENE/40	ALCOHOL					
	25	8.1 X10-4 M	EC	SURFACE TENSION MINIMUM	CR00 FORD	63017	GL L	
	25			QUESTIONABLE CRITERION	CR00 FORD	63017	R	
2 ENTRIES FOR COMPOUND								
COMPOUND NO = 229 MOL WGT -	286.3	SODIUM TRIDECANE 1-SULFONATE						
	50	3.52 X10-3 M	BG	VISUAL SPCTR CHNGE PNCN	WEIL STIR	63013	T L	
1 ENTRIES FOR COMPOUND								
COMPOUND NO = 230 MOL WGT -	314.4	SODIUM PENTADECANE 1-SULFONATE						
	50	6.6 X10-4 M	BG	VISUAL SPCTR CHNGE PNCN	WEIL STIR	63013	T L	
1 ENTRIES FOR COMPOUND								
COMPOUND NO = 231 MOL WGT -	342.5	SODIUM HEPTADECANE 1-SULFONATE						
	50	2.1 X10-4 M	BG	VISUAL SPCTR CHNGE PNCN	WEIL STIR	63013	T L	
1 ENTRIES FOR COMPOUND								
COMPOUND NO = 232 MOL WGT -	334.5	OCTADECANE 1-SULFONIC ACID						
	50	1.0 X10-4 M	BG	VISUAL SPCTR CHNGE PNCN	WEIL STIR	63013	T L	
	UNK	1.0 X10-4 M	BD	SURFACE TENSION LOG PLOT	WEIL STIR	63013	T L	
2 ENTRIES FOR COMPOUND								
COMPOUND NO = 233 MOL WGT -	352.3	DISODIUM ALPHA SULFO MYRISTATE						
	25			QUESTIONABLE CRITERION	WEIL STIR	63013	R	
1 ENTRIES FOR COMPOUND								
COMPOUND NO = 234 MOL WGT -	380.4	DISODIUM ALPHA SULFO PALMITATE						
	25			QUESTIONABLE CRITERION	WEIL STIR	63013	R	
1 ENTRIES FOR COMPOUND								
COMPOUND NO = 235 MOL WGT -	302.3	SODIUM ALPHA SULFO LAURIC ACID						
	25			QUESTIONABLE CRITERION	WEIL STIR	63013	R	
1 ENTRIES FOR COMPOUND								
COMPOUND NO = 236 MOL WGT -	330.4	SODIUM ALPHA SULFO MYRISTIC ACID						
	25			QUESTIONABLE CRITERION	WEIL STIR	63013	R	
1 ENTRIES FOR COMPOUND								
COMPOUND NO = 237 MOL WGT -	358.4	SODIUM ALPHA SULFO PALMITIC ACID						
	25			QUESTIONABLE CRITERION	WEIL STIR	63013	R	
1 ENTRIES FOR COMPOUND								

Concentration units: A—mol %; B—vol % solvent; C—mol % surfactant mixture; counterions; M—molar; N—normal; P—wt %; Q—wt % surfactant; R—varied; S—mol/kg; T—wt % surfactant mixture; U—mol/(l or kg); W—molal; Y—atm. Details on page 222.  
D—wt/vol %; E—% saturation; H—wt % solvent; I—mol % surfactant; K—normality



*Complete Table of Critical Micelle Concentration Values—Continued*

Additives			Temp. °C	CMC	Qual. Mat. Meth.	Method	Authors	Reference	Source	Evaluation
COMPOUND NO = 238 MOL WGT —			288.3	SODIUM DODECANE 1-HYDROXY 2-SULFONATE						
1 ENTRIES FOR COMPOUND			25			QUESTIONABLE CRITERION	WEIL STIR	63013		R
COMPOUND NO = 239 MOL WGT —			316.4	SODIUM TETRADECANE 1-HYDROXY 2-SULFONATE						
1 ENTRIES FOR COMPOUND			25			QUESTIONABLE CRITERION	WEIL STIR	63013		R
COMPOUND NO = 240 MOL WGT —			344.4	SODIUM HEXADECANE 1-HYDROXY 2-SULFONATE						
1 ENTRIES FOR COMPOUND			25			QUESTIONABLE CRITERION	WEIL STIR	63013		R
COMPOUND NO = 241 MOL WGT —			372.5	SODIUM OCTADECANE 1-HYDROXY 2-SULFONATE						
1 ENTRIES FOR COMPOUND			25			QUESTIONABLE CRITERION	WEIL STIR	63013		R
COMPOUND NO = 242 MOL WGT —			264.4	TRIDECADE 1-SULFONIC ACID						
2 ENTRIES FOR COMPOUND			50	2.60 X10-3 M	BG	VISUAL SPCTR CHNGE PNCN	WEIL STIR	63013	T	L
			UNK	2.53 X10-3 M	BB	SURFACE TENSION LOG PLOT	WEIL STIR	63013	T	L
COMPOUND NO = 243 MOL WGT —			278.4	TETRADECANE 1-SULFONIC ACID						
4 ENTRIES FOR COMPOUND			25	2.6 X10-3 W	CF	EQUIV CONDUCTNCE GRAPH	MCBA DYE	39011	T	L
			25	2.10 X10-3 W	CA	SPECFC CONDUCTNCE GRAPH	MCBA DYE	39011	P	L
			50	1.32 X10-3 M	BG	VISUAL SPCTR CHNGE PNCN	WEIL STIR	63013	T	L
			UNK	1.36 X10-3 M	BB	SURFACE TENSION LOG PLOT	WEIL STIR	63013	T	L
COMPOUND NO = 244 MOL WGT —			292.4	PENTADECANE 1-SULFONIC ACID						
2 ENTRIES FOR COMPOUND			50	4.8 X10-4 M	BG	VISUAL SPCTR CHNGE PNCN	WEIL STIR	63013	T	L
			UNK	7.9 X10-4 M	BC	SURFACE TENSION LOG PLOT	WEIL STIR	63013	T	L
COMPOUND NO = 245 MOL WGT —			306.5	HEXADECANE 1-SULFONIC ACID						
8.4 E 2 I			40	5.9 X10-4 M	DB	SPECFC CONDUCTNCE GRAPH	HART	36002	P	L
5.63 E 1 H			50	2.8 X10-4 M	BG	VISUAL SPCTR CHNGE PNCN	WEIL STIR	63013	T	L
9.58 E 1 I			60	8.25 X10-4 M	DA	SPECFC CONDUCTNCE GRAPH	HART	36002	P	L
8 ENTRIES FOR COMPOUND			80	1.24 X10-3 M	DA	SPECFC CONDUCTNCE GRAPH	HART	36002	P	L
			UNK	4.2 X10-4 M	BC	SURFACE TENSION LOG PLOT	WEIL STIR	63013	T	L
			60	7.5 X10-4 M	DB	SPECFC CONDUCTNCE GRAPH	HART	36002	P	L
			60	2.80 X10-3 M	DB	SPECFC CONDUCTNCE GRAPH	HART	36002	P	L
			60	6.1 X10-4 M	DB	SPECFC CONDUCTNCE GRAPH	HART	36002	P	L
COMPOUND NO = 246 MOL WGT —			320.5	HEPTADECANE 1-SULFONIC ACID						
2 ENTRIES FOR COMPOUND			50	1.4 X10-4 M	BG	VISUAL SPCTR CHNGE PNCN	WEIL STIR	63013	T	L
			UNK	1.8 X10-4 M	BD	SURFACE TENSION LOG PLOT	WEIL STIR	63013	T	L
COMPOUND NO = 247 MOL WGT —			266.3	DODECANE 1-HYDROXY 2-SULFONIC ACID						
2 ENTRIES FOR COMPOUND			50	1.61 X10-2 M	BG	VISUAL SPCTR CHNGE PNCN	WEIL STIR	63013	T	L
			UNK	1.31 X10-2 M	BB	SURFACE TENSION LOG PLOT	WEIL STIR	63013	T	L
COMPOUND NO = 248 MOL WGT —			294.4	TETRADECANE 1-HYDROXY 2-SULFONIC ACID						
2 ENTRIES FOR COMPOUND			50	2.61 X10-3 M	BG	VISUAL SPCTR CHNGE PNCN	WEIL STIR	63013	T	L
			UNK	1.94 X10-3 M	BB	SURFACE TENSION LOG PLOT	WEIL STIR	63013	T	L
COMPOUND NO = 249 MOL WGT —			322.5	HEXADECANE 1-HYDROXY 2-SULFONIC ACID						
2 ENTRIES FOR COMPOUND			50	5.8 X10-4 M		VISUAL SPCTR CHNGE PNCN	WEIL STIR	63013	T	L
			UNK	6.5 X10-4 M	BB	SURFACE TENSION LOG PLOT	WEIL STIR	63013	T	L

Concentration units: A—mol %; B—vol % solvent; C—mol % surfactant mixture; D—wt/vol %; E—% saturation; H—wt % solvent; I—mol % surfactant; K—normality

counterions; M—molar; N—normal; P—wt %; Q—wt % surfactant; R—varied; S—mol/kg; T—wt % surfactant mixture; U—mol/(l or kg); W—molal; Y—atm. Details on page 222.

*Complete Table of Critical Micelle Concentration Values—Continued*

Additives	Temp. °C	CMC	Qual. Mat. Meth.	Method	Authors	Reference	Source	Evaluation
COMPOUND NO = 250 MOL WGT -	350.5	OCTADECANE	1-HYDROXY 2-SULFONIC ACID					
	50	2.1 X10-4 M	CG	VISUAL SPCTR CHNGE PNCN	WEIL STIR	63013	T	L
	UNK	2.2 X10-4 M	CC	SURFACE TENSION LOG PLOT	WEIL STIR	63013	T	L
2 ENTRIES FOR COMPOUND								
COMPOUND NO = 251 MOL WGT -	173.3	OCTYL DIMETHYL AMINE OXIDE						
	25	1.6 X10-2 M	BD	HEAT OF DILUTION	BENJ	64016	L	L
	27	1.5 X10-1 M	BC	TURBIDITY PLT LITE SCATR	HERR	62005	G	L
	30	2.4 X10 0 P	BC	DENSITY	BENJ	66040	T	L
		1.38 X10-1 S						M
3 ENTRIES FOR COMPOUND								
COMPOUND NO = 252 MOL WGT -	201.3	DECYL DIMETHYL AMINE OXIDE						
	25	1.9 X10-2 M	BD	HEAT OF DILUTION	BENJ	64016	L	L
	27	1.5 X10-2 M	BC	TURBIDITY PLT LITE SCATR	HERR	62005	G	L
	30	3.3 X10-1 P	BC	DENSITY	BENJ	66040	T	L
		1.63 X10-2 S						M
3 ENTRIES FOR COMPOUND								
COMPOUND NO = 253 MOL WGT -	257.5	TETRADECYL DIMETHYL AMINE OXIDE						
	27	2.7 X10-4 M	BC	TURBIDITY PLT LITE SCATR	HERR	62005	G	L
1 ENTRIES FOR COMPOUND								
COMPOUND NO = 254 MOL WGT -	187.3	NONYL DIMETHYL AMINE OXIDE						
	25	5.4 X10-2 M	BC	HEAT OF DILUTION	BENJ	64016	L	3
	30	1.1 X10 0 P	BD	DENSITY	BENJ	66040	T	L
		5.87 X10-2 S						M
2 ENTRIES FOR COMPOUND								
COMPOUND NO = 255 MOL WGT -	354.6	POTASSIUM 9,10 DIHYDROXY STEARATE						
	55	1.1 X10-2 M	XC	REFRACTIVE INDEX	KLEV	53010	T	L
	55	8.0 X10-3 M	XB	REFRACTIVE INDEX	KLEV	53010	T	L
1. E-3 M K OH	60	7.5 X10-3 M	BC	EQUIV CONDUCTNCE GRAPH	GREG TART	48012	T	3
3 ENTRIES FOR COMPOUND								
COMPOUND NO = 256 MOL WGT -	322.6	POTASSIUM STEARATE						
	55	4.5 X10-4 M	XE	REFRACTIVE INDEX	KLEV	53010	T	L
1. E-3 M K OH	60	5. X10-4 M	BE	EQUIV CONDUCTNCE GRAPH	GREG TART	48012	T	L
2 ENTRIES FOR COMPOUND								
COMPOUND NO = 257 MOL WGT -	332.3	SODIUM DI-N-BUTYL SULFOSUCCINATE						
	25	2.0 X10-1 M	BC	SURFACE TENSION LOG PLOT	WILL DIXO	57009	TL	L
	29.9	2.1 X10-1 M	BE	SPECFC CONDUCTNCE GRAPH	MILL DIXO	58001	T	L
2 ENTRIES FOR COMPOUND								
COMPOUND NO = 258 MOL WGT -	360.3	SODIUM DI-N-AMYL SULFOSUCCINATE						
	48016			VALUES FRM REF IN CMC	KOLT STRI	49005		R
	25	5.3 X10-2 M	BC	SURFACE TENSION LOG PLOT	WILL DIXO	57009	AL	3
	29.9	7.3 X10-2 M	BE	SPECFC CONDUCTNCE GRAPH	MILL DIXO	58001	T	L
	30	9.5 X10-2 M	HD	FOTOMTR SOLUBLZTN PDMAB	KOLT STRI	48016	T	L
	50	9.5 X10-2 M	HD	FOTOMTR SOLUBLZTN PDMAB	KOLT STRI	48016	T	L
	50	4.5 X10-2 M	HE	FOTOMTR SOLUBLZTN PDMAB	KOLT STRI	49005	T	L
5. E-1 N NA CL	50	2.5 X10-2 M	HE	FOTOMTR SOLUBLZTN PDMAB	KOLT STRI	49005	T	L
1. E 0 N NA CL								
7 ENTRIES FOR COMPOUND								
COMPOUND NO = 259 MOL WGT -	388.4	SODIUM DI-N-HEXYL SULFOSUCCINATE						
	25.0	1.0 X10 0 P	HD	DENSITY	VETT	47011	T	L
	25.0	1.1 X10 0 P	HD	VISCOSITY	VETT	47011	T	L
	25	1.24 X10-2 M	BC	SURFACE TENSION LOG PLOT	WILL DIXO	57009	TL	3
	25	2.7 X10-2 M	XG	VISCOSITY MINIMUM	SATA TYUZ	53006	T	L
	29.9	1.28 X10-2 M	BE	SPECFC CONDUCTNCE GRAPH	MILL DIXO	58001	T	L
	29.9	1.19 X10-2 M	BE	EQUIV CONDUCTNCE GRAPH	MILL DIXO	58001	T	L
	UNK	3.8 X10-2 M	BG	METHOD NOT CITED	KLEV CARR	56001	T	L
7 ENTRIES FOR COMPOUND								
COMPOUND NO = 260 MOL WGT -	444.5	SODIUM DI-N-OCTYL SULFOSUCCINATE						
	20	4.5 X10-3 M	HG	FOTOMTR SPCTR CHNGE PNCN	TAUB KONS	60033	T	L

Concentration units: A—mol %; B—vol % solvent; C—mol % surfactant mixture; D—wt/vol %; E—% saturation; H—wt % solvent; I—mol % surfactant; K—normality

counterions; M—molar; N—normal; P—wt %; Q—wt % surfactant; R—varied; S—mol/kg; T—wt % surfactant mixture; U—mol/(l or kg); W—molal; Y—atm. Details on page 222.



# Complete Table of Critical Micelle Concentration Values – Continued

Additives	Temp. °C	CMC	Qual. Mat. Meth.	Method	Authors	Reference	Source	Evaluation
	20	2.7 X10-3 M	HG	FOTOMTR SPCTR CHNGE PNCN	TAUB KONS	60033	T	L
	20	5.4 X10-3 M	HG	VISUAL SPCTR CHNGE PNCN	TAUB KONS	60033	T	L
	20	2.6 X10-3 M	HG	VISUAL SPCTR CHNGE PNCN	TAUB KONS	60033	T	L
	20	2.6 X10-3 M	HG	VISUAL SPCTR CHNGE RHD6	TAUB KONS	60033	T	L
	25	6.8 X10-4 M	BC	SURFACE TENSION LOG PLOT	WILL DIXO	57009	TL	3
	25	9. X10-4 N	HE	UNSPECIFIED CONDUCTANCE	HAFF PICC	42003	T	L
	29.9	6.4 X10-4 M	BE	EQUIV CONDUCTNCE GRAPH	MILL DIXO	58001	T	L
	40	5.1 X10-3 M	HC	UNSPECIFIED CONDUCTANCE	TAUB KONS	60033	T	L
	UNK	4. X10-2 M	HE	ELECTROMOTIVE FORCE	STAN RADL	60021	T	L
10 ENTRIES FOR COMPOUND								
COMPOUND NO = 261	MOL WGT -	332.3	SODIUM DI-ISOBUTYL SULFOSUCCINATE					
		25 2.0 X10-1 M	BC	SURFACE TENSION LOG PLOT	WILL DIXO	57009	TL	L
		25		QUESTIONABLE CRITERION	HAFF PICC	42003		R
2 ENTRIES FOR COMPOUND								
COMPOUND NO = 262	MOL WGT -	444.5	SODIUM DI-2-ETHYL-HEXYL SULFOSUCCINATE					
		25 2.5 X10-3 M	BC	SURFACE TENSION LOG PLOT	WILL DIXO	57009	TL	3
		25 5.5 X10-3 N	HE	UNSPECIFIED CONDUCTANCE	HAFF PICC	42003	T	L
		29.9 5.6 X10-3 M	BE	EQUIV CONDUCTNCE GRAPH	MILL DIXO	58001	T	L
		29.9 6.1 X10-3 M	BE	SPECFC CONDUCTNCE GRAPH	MILL DIXO	58001	T	L
4 ENTRIES FOR COMPOUND								
COMPOUND NO = 263	MOL WGT -	304.4	SODIUM OLEATE /CIS-9-OCTADECENOATE/					
		20		QUESTIONABLE CRITERION	HESS PHIL	39009		R
		24.7 7. X10-2 P	HD	SPECFC CONDUCTNCE GRAPH	ROSS BRAM	57031	T	L
		25 7.2 X10-4 M	HG	FOTOMTR SPCTR CHNGE PNCN	GINN HARR	58008	T	L
		25 2.64 X10-3 M	HC	SPECFC CONDUCTNCE GRAPH	GINN HARR	58008	T	L
		25 2.9 X10-2 D	HE	METHOD NOT CITED	GINN HARR	61014	T	L
		25 2.10 X10-3 M	DC	SPECFC CONDUCTNCE GRAPH	FLOC GRAH	53004	P	L
		40 2.15 X10-3 M	DC	SPECFC CONDUCTNCE GRAPH	FLOC GRAH	53004	P	L
		40 3.0 X10-3 M	DD	SPECFC CONDUCTNCE GRAPH	TAMA SHIR	58007	P	L
		50 3.5 X10-3 M	HC	SPECFC CONDUCTNCE GRAPH	MARO ELDE	54006	T	L
		60 3.2 X10-3 M	DD	SPECFC CONDUCTNCE GRAPH	TAMA SHIR	58007	P	L
		60		QUESTIONABLE CRITERION	TAMA NAKA	53001		R
		75 3.5 X10-2 D	HE	METHOD NOT CITED	GINN HARR	61014	T	L
		UNK 1.4 X10-3 M	DD	WIEN EFFECT	EXNE	48018	T	L
		UNK 6.1 X10-2 D	HB	SPECFC CONDUCTNCE GRAPH	HARR	58004	K	L
		UNK 1. X10-3 M	DG	FOTOMTR SPCTR CHNGE PNCN	TAMA SHIR	58007	T	L
		UNK 2.7 X10-3 M	DD	EQUIV CONDUCTNCE GRAPH	TAMA SHIR	58007	T	L
5. E-2 P	DECANOL-1	24.7 3. X10-2 P	HE	SPECFC CONDUCTNCE GRAPH	ROSS BRAM	57031	T	L
2. E 0 M	ETHANOL	40 1.7 X10-3 M	DD	AVER SP EQUIV COND	TAMA SHIR	58007	P	L
7. E-2 P	LAURYL ALCOHOL	24.7 4. X10-2 P	HE	SPECFC CONDUCTNCE GRAPH	ROSS BRAM	57031	T	L
4. E 0 I	NA OH	25 1.5 X10-3 W	DG	VISUAL SPCTR CHNGE RHD6	FINE MCBA	48011	T	L
6. E 0 I	NA OH	25 1.5 X10-3 M	CC	EQUIV CONDUCTNCE GRAPH	FLOC GRAH	53004	T	L
1.67 E 1 I	NA OH	25 1.2 X10-3 M	CD	EQUIV CONDUCTNCE GRAPH	FLOC GRAH	53004	T	L
3.4 E 0 I	OLEIC ACID	25 2.0 X10-3 M	DD	EQUIV CONDUCTNCE GRAPH	FLOC GRAH	53004	K	L
1.1 E 1	PH OF SOLUTION	5 8. X10-4 M	BD	SPECFC CONDUCTNCE GRAPH	MARK TSIK	64051	T	L
1.1 E 1	PH OF SOLUTION	25 1.0 X10-3 M	BD	SPECFC CONDUCTNCE GRAPH	MARK TSIK	64051	T	L
1.1 E 1	PH OF SOLUTION	40 1.6 X10-3 M	BD	SPECFC CONDUCTNCE GRAPH	MARK TSIK	64051	T	L
1.1 E 1	PH OF SOLUTION	60 2.3 X10-3 M	BD	SPECFC CONDUCTNCE GRAPH	MARK TSIK	64051	T	L
1.1 E 1	PH OF SOLUTION	90 3.3 X10-3 M	BD	SPECFC CONDUCTNCE GRAPH	MARK TSIK	64051	T	L
1.0 E-1 P	TRIBUTYL PHOSPHATE	24.7 4. X10-2 P	HE	SPECFC CONDUCTNCE GRAPH	ROSS BRAM	57031	T	L
2.0 E-1 P	TRIBUTYL PHOSPHATE	24.7 5. X10-2 P	HD	SPECFC CONDUCTNCE GRAPH	ROSS BRAM	57031	T	L
30 ENTRIES FOR COMPOUND								
* COMPOUND NO = 264	MOL WGT -	304.4	SODIUM ELAIDATE /TRANS-9-OCTADECENOATE/					
		40 1.4 X10-3 M	DD	AVER SP EQUIV COND	TAMA SHIR	58007	P	L
		40 2.5 X10-3 M	DD	SPECFC CONDUCTNCE GRAPH	TAMA SHIR	58007	P	L
		60 2.6 X10-3 M	DD	SPECFC CONDUCTNCE GRAPH	TAMA SHIR	58007	P	L
		60		QUESTIONABLE CRITERION	TAMA NAKA	53001		R
		UNK 1. X10-3 M	DG	FOTOMTR SPCTR CHNGE PNCN	TAMA SHIR	58007	T	L
		UNK 2.5 X10-3 M	DD	EQUIV CONDUCTNCE GRAPH	TAMA SHIR	58007	T	L
6 ENTRIES FOR COMPOUND								
COMPOUND NO = 265	MOL WGT -	320.0	HEXADECYL TRIMETHYL AMMONIUM CHLORIDE					
		30 1.3 X10-3 M	BD	EQUIV CONDUCTNCE GRAPH	RALS EGGE	47003	T	L
		UNK 1.5 X10-3 M	CC	UNSPECIFIED CONDUCTANCE	CELL EGGE	52001	T	L
2 ENTRIES FOR COMPOUND								

Concentration units: A—mol %; B—vol % solvent; C—mol % surfactant mixture; D—wt/vol %; E—% saturation; H—wt % solvent; I—mol % surfactant; K—normality

counterions; M—molar; N—normal; P—wt %; Q—wt % surfactant; R—varied; S—mol/kg; T—wt % surfactant mixture; U—mol/(l or kg); W—molal; Y—atm. Details on page 222.

# Complete Table of Critical Micelle Concentration Values—Continued

Additives	Temp. °C	CMC	Qual. Mat. Meth.	Method	Authors	Reference	Source	Evaluation
COMPOUND NO = 266 MOL WGT -	350.0	HEXADECYL DIMETHYL 2-HYDROXYETHYL AMMONIUM CHLORIDE						
1 ENTRIES FOR COMPOUND	30 1.2 X10-3 M	CC	EQUIV CONDUCTNCE GRAPH	RALS EGGE	47003	T	L	
COMPOUND NO = 267 MOL WGT -	380.1	HEXADECYL DI-/2-HYDROXYETHYL/METHYL AMMONIUM CHLORIDE						
1 ENTRIES FOR COMPOUND	30 1.0 X10-3 M	CC	EQUIV CONDUCTNCE GRAPH	RALS EGGE	47003	T	L	
COMPOUND NO = 268 MOL WGT -	410.1	HEXADECYL TRI-/2-HYDROXYETHYL/ AMMONIUM CHLORIDE						
1 ENTRIES FOR COMPOUND	30 1.0 X10-3 M	CC	EQUIV CONDUCTNCE GRAPH	RALS EGGE	47003	T	L	
COMPOUND NO = 269 MOL WGT -	380.1	HEXADECYLDIMETHYL2,3-DIHYDROXYPROPYLAMMONIUM CHLORIDE						
1 ENTRIES FOR COMPOUND	30 1.6 X10-3 M	CC	EQUIV CONDUCTNCE GRAPH	RALS EGGE	47003	T	L	
COMPOUND NO = 270 MOL WGT -	348.1	OCTADECYL TRIMETHYLAMMONIUM CHLORIDE						
4.74 E O H METHANOL	25 3.4 X10-4 M	BD	EQUIV CONDUCTNCE GRAPH	GRIE KRAU	48010	T	L	
5 ENTRIES FOR COMPOUND	30 4. X10-4 M	CE	EQUIV CONDUCTNCE GRAPH	RALS EGGE	47003	T	L	
	30 3. X10-4 M	CD	EQUIV CONDUCTNCE GRAPH	RALS EGGE	47003	K	L	
	UNK 3.46 X10-4 M	CC	UNSPECIFIED CONDUCTANCE	CELL EGGE	52001	T	L	
	25 4.00 X10-4 M	BB	EQUIV CONDUCTNCE GRAPH	GRIE KRAU	48010	P	3	
COMPOUND NO = 271 MOL WGT -	306.3	SODIUM TRI-ISO-PROPYL BENZENE SULFONATE						
2 ENTRIES FOR COMPOUND	31 6.5 X10-2 M	FC	KRAFT POINT SOLUBILITY	SHUC LING	49004	K	L	
	50 6.1 X10-2 M	FG	UNSPEC SPCTR CHNG PNCN	SHUC LING	49004	T	L	
COMPOUND NO = 272 MOL WGT -	284.3	TRI-ISOPROPYL BENZENE SULFONIC ACID						
1 ENTRIES FOR COMPOUND	50 5.5 X10-2 M	FB	EQUIV CONDUCTNCE GRAPH	SHUC LING	49004	T	3	
COMPOUND NO = 273 MOL WGT -	222.3	SODIUM DODECANOATE						
	59016		VALUES FRM REF IN CMC	BOTR CRES	60024		R	
	42004		VALUES FRM REF IN CMC	EKWA	40003		R	
			QUESTIONABLE CRITERION	EKWA LIND	41004		R	
17	2.7 X10-2 M	DC	EQUIV CONDUCTNCE GRAPH	EKWA	27001	L	L	
20	3.1 X10-2 M	XG	VISCOSITY MINIMUM	SATA TYUZ	53006	T	L	
20			QUESTIONABLE CRITERION	HESS PHIL	39009		R	
20	2.84 X10-2 M	DB	EQUIV CONDUCTNCE GRAPH	EKWA	42004	P	L	
25	2.60 X10-2 M	HC	FOTOMTR SOLUBLZTN PDMA	GINN KINN	59009	T	L	
25	2.64 X10-2 M	HC	FOTOMTR SOLUBLZTN OROT	GINN KINN	59009	T	L	
25	2.6 X10-2 M	XG	VISUAL SPCTR CHNGE	KLEV	53010	T	L	
25	2.77 X10-2 M	DB	EQUIV CONDUCTNCE GRAPH	EKWA	42004	P	L	
25	2.37 X10-2 M	DG	VISUAL SPCTR CHNGE PNCN	MERR GETT	48024	T	L	
25	2.44 X10-2 M	DB	SPECFC CONDUCTNCE GRAPH	CAMP LAKS	65024	T	3	
25	2.30 X10-2 M	DG	SURFACE TENSION MINIMUM	CAMP LAKS	65024	T	L	
30	2.72 X10-2 M	DB	EQUIV CONDUCTNCE GRAPH	EKWA	42004	P	L	
30	2.55 X10-2 M	DB	FOTOMTR SOLUBLZTN PDMA	KOLT STRI	48016	T	L	
30	2.53 X10-2 M	DB	FOTOMTR SOLUBLZTN OROT	KOLT STRI	48016	T	L	
35	2.66 X10-2 M	DB	EQUIV CONDUCTNCE GRAPH	EKWA	42004	P	L	
35	2.50 X10-2 M	DB	SPECFC CONDUCTNCE GRAPH	CAMP LAKS	65024	T	L	
40	2.64 X10-2 M	DB	EQUIV CONDUCTNCE GRAPH	EKWA	42004	P	L	
40	2.5 X10-2 M	DC	FOTOMTR SOLUBLZTN PDMA	KOLT JOHN	46006	T	L	
45	2.69 X10-2 M	DB	EQUIV CONDUCTNCE GRAPH	EKWA	42004	P	L	
50	2.72 X10-2 M	DB	EQUIV CONDUCTNCE GRAPH	EKWA	42004	P	L	
50	2.55 X10-2 M	DB	FOTOMTR SOLUBLZTN PDMA	KOLT STRI	48016	T	L	
50	2.3 X10-2 M	DC	FOTOMTR SOLUBLZTN PDMA	KOLT JOHN	46006	T	L	
50	2.80 X10-2 M	DG	SURFACE TENSION MINIMUM	CAMP LAKS	65024	T	L	
50	1.91 X10-2 M	DG	VISUAL SPCTR CHNGE PNCN	RAIS	52016	T	L	
50	48016		VALUES FRM REF IN CMC	KOLT STRI	49005		R	
50	2.15 X10-2 M	HB	SPECFC CONDUCTNCE GRAPH	MARO ELDE	54006	T	L	
60	2.6 X10-2 M	DC	PH OR HYDROLYSIS	STAU	39006	G	L	
60	2.6 X10-2 M	DG	SOLUBLZTN TOLUENE	DEMC DUMA	60032	T	L	
60	5.6 X10-1 D	DG	SOLUBLZTN TOLUENE	DEMC	60034	T	L	
	2.51 X10-2 M						M	
60	2.4 X10-2 M	DC	FOTOMTR SOLUBLZTN OROT	MERR GETT	48024	T	L	
RM	2.7 X10-2 M	DC	ULTRAFILTRATION	EKWA	27001	L	L	

Concentration units: A—mol %; B—vol % solvent; C—mol % surfactant mixture; D—wt/vol %; E—% saturation; H—wt % solvent; I—mol % surfactant; K—normality

counterions; M—molar; N—normal; P—wt %; Q—wt % surfactant; R—varied; S—mol/kg; T—wt % surfactant mixture; U—mol/(l or kg); W—molal; Y—atm. Details on page 222.



*Complete Table of Critical Micelle Concentration Values—Continued*

Additives	Temp. °C	CMC	Qual. Mat. Meth.	Method	Authors	Reference	Source	Evaluation	
	RM	3.0 X10-2 M	DE	PH OR HYDROLYSIS	EEWA	27001	L	L	
	UNK	2. X10-2 M	DE	ELECTROMOTIVE FORCE	CARR JOHN	47013	T	L	
	UNK	2.3 X10-2 M	DC	FOTOMTR SOLUBLZTH PDMAE	CARR JOHN	47013	T	L	
	UNK	3.2 X10-2 M	DB	UNSPECIFIED CONDUCTANCE	BOTR CREB	59016	T	L	
	UNK	3.5 X10-2 M	DD	ELECTROMOTIVE FORCE	BOTR CREB	59016	T	L	
	UNK	5.9 X10-1 D	DC	VISUAL SPCTR CHNGE PNCN	DEMC	60034	T	L	
		2.65 X10-2 M					M		
	UNK	5.9 X10-1 D	CG	VISUAL SPCTR CHNGE PNCN	DEMC	61030	T	L	
		2.65 X10-2 M					M		
	UNK	5.9 X10-1 D	CG	VISUAL SPCTR CHNGE PNCN	DEMC	61031	T	L	
		2.65 X10-2 M					M		
5.83 E-3 M	CALCON (NA HZMTP*)	25	2.33 X10-2 M	HG	VISUAL SPCTR CHNGE PNCN	MERR GETT	48024	T	L
1.11 E-2 M	CALCON (NA HZMTP*)	25	2.22 X10-2 M	HG	VISUAL SPCTR CHNGE PNCN	MERR GETT	48024	T	L
2.18 E-2 M	CALCON (NA HZMTP*)	25	2.18 X10-2 M	HG	VISUAL SPCTR CHNGE PNCN	MERR GETT	48024	T	L
4.35 E-2 M	CALCON (NA HZMTP*)	25	2.17 X10-2 M	HG	VISUAL SPCTR CHNGE PNCN	MERR GETT	48024	T	L
9.6 E-3 M	CARBOXYMETHYLCELLULO	25	1.93 X10-2 M	HG	VISUAL SPCTR CHNGE PNCN	MERR GETT	48024	T	L
1.96 E-2 M	CARBOXYMETHYLCELLULO	25	1.88 X10-2 M	HG	VISUAL SPCTR CHNGE PNCN	MERR GETT	48024	T	L
E 0	NA H 603	UNK			GRAPH DATA NOT RETRIEVED	DEMC ZAKH	62038	R	
2.18 E-2 M	NA CL	25	1.82 X10-2 M	DC	VISUAL SPCTR CHNGE PNCN	MERR GETT	48024	T	L
3.0 E-2 M	NA CL	25	1.49 X10-2 M	DG	VISUAL SPCTR CHNGE PNCN	MERR GETT	48024	T	L
4.23 E-2 M	NA CL	25	1.41 X10-2 M	DG	VISUAL SPCTR CHNGE PNCN	MERR GETT	48024	T	L
6.9 E-2 M	NA CL	25	1.15 X10-2 M	DD	VISUAL SPCTR CHNGE PNCN	MERR GETT	48024	T	L
1. E-1 H	NA CL	50	1.1 X10-2 M	DG	FOTOMTR SOLUBLZTH PDMAE	KOLT STRI	49005	T	L
5. E-1 H	NA CL	50	4. X10-3 M	DE	FOTOMTR SOLUBLZTH PDMAE	KOLT STRI	49005	T	L
1. E 0 H	NA CL	50	2. X10-3 M	DE	FOTOMTR SOLUBLZTH PDMAE	KOLT STRI	49005	T	L
E 0	NA CL	UNK			GRAPH DATA NOT RETRIEVED	DEMC	61030	R	
7.57 E-3 M	NA2 C03	25	1.91 X10-2 M	CG	VISUAL SPCTR CHNGE PNCN	MERR GETT	48024	T	L
1.03 E-2 M	NA2 C03	25	1.72 X10-2 M	CG	VISUAL SPCTR CHNGE PNCN	MERR GETT	48024	T	L
1.24 E-2 M	NA2 C03	25	1.55 X10-2 M	CG	VISUAL SPCTR CHNGE PNCN	MERR GETT	48024	T	L
2.64 E-2 M	NA2 C03	25	1.32 X10-2 M	CG	VISUAL SPCTR CHNGE PNCN	MERR GETT	48024	T	L
3.63 E-2 M	NA2 C03	25	1.14 X10-2 M	CG	VISUAL SPCTR CHNGE PNCN	MERR GETT	48024	T	L
4.25 E-2 M	NA2 C03	25	1.06 X10-2 M	CG	VISUAL SPCTR CHNGE PNCN	MERR GETT	48024	T	L
4.56 E-2 M	NA2 C03	25	9.32 X10-3 M	CG	VISUAL SPCTR CHNGE PNCN	MERR GETT	48024	T	L
5.46 E-2 M	NA2 C03	25	9.10 X10-3 M	CG	VISUAL SPCTR CHNGE PNCN	MERR GETT	48024	T	L
6.39 E-2 M	NA2 C03	25	8.18 X10-3 M	CG	VISUAL SPCTR CHNGE PNCN	MERR GETT	48024	T	L
E 0	NA2 C03	UNK			GRAPH DATA NOT RETRIEVED	DEMC ZAKH	62038	R	
E 0	NA H03	UNK			GRAPH DATA NOT RETRIEVED	DEMC	61030	R	
7.29 E-2 M	NA OH	25	1.82 X10-2 M	CG	VISUAL SPCTR CHNGE PNCN	MERR GETT	48024	T	L
1.07 E-2 M	NA OH	25	1.79 X10-2 M	CG	VISUAL SPCTR CHNGE PNCN	MERR GETT	48024	T	L
3.17 E-2 M	NA OH	25	1.59 X10-2 M	CG	VISUAL SPCTR CHNGE PNCN	MERR GETT	48024	T	L
5.09 E-2 M	NA OH	25	1.26 X10-2 M	CG	VISUAL SPCTR CHNGE PNCN	MERR GETT	48024	T	L
6.45 E-2 M	NA OH	25	1.08 X10-2 M	CG	VISUAL SPCTR CHNGE PNCN	MERR GETT	48024	T	L
7.84 E-2 M	NA OH	25	9.75 X10-3 M	CG	VISUAL SPCTR CHNGE PNCN	MERR GETT	48024	T	L
4. E 0 I	NA OH	25	2.4 X10-2 W	CG	VISUAL SPCTR CHNGE RHDG	PIKE MCBA	48011	T	L
E 0	NA OH	50	2.7 X10-2 W	CG	VAPR PRESURE LOWERING	HUFF MCBA	51004	T	L
1. E-1 H	NA OH	70	2.1 X10-2 M	CG	SURFACE TENSION LOG PLOT	POWN ADDI	38006	T	L
1. E-1 H	NA OH	70	2.0 X10-2 M	CG	INTERFACIAL TENSION LOGM	POWN ADDI	38006	T	L
E 0	NA OH	UNK			GRAPH DATA NOT RETRIEVED	DEMC ZAKH	62038	R	
1.81 E-3 M	NA4 P207 PYRO	25	2.17 X10-2 M	CG	VISUAL SPCTR CHNGE PNCN	MERR GETT	48024	T	L
3.15 E-3 M	NA4 P207 PYRO	25	1.88 X10-2 M	CG	VISUAL SPCTR CHNGE PNCN	MERR GETT	48024	T	L
4.3 E-3 M	NA4 P207 PYRO	25	1.73 X10-2 M	CG	VISUAL SPCTR CHNGE PNCN	MERR GETT	48024	T	L
5.4 E-3 M	NA4 P207 PYRO	25	1.62 X10-2 M	CG	VISUAL SPCTR CHNGE PNCN	MERR GETT	48024	T	L
2.04 E-2 M	NA4 P207 PYRO	25	1.22 X10-2 M	CG	VISUAL SPCTR CHNGE PNCN	MERR GETT	48024	T	L
2.59 E-2 M	NA4 P207 PYRO	25	1.04 X10-2 M	CG	VISUAL SPCTR CHNGE PNCN	MERR GETT	48024	T	L
3.15 E-2 M	NA4 P207 PYRO	25	9.42 X10-3 M	CG	VISUAL SPCTR CHNGE PNCN	MERR GETT	48024	T	L
9.2 E-3 M	NA P04	25	1.82 X10-2 M	CG	VISUAL SPCTR CHNGE PNCN	MERR GETT	48024	T	L
1.54 E-2 M	NA P04	25	1.54 X10-2 M	CG	VISUAL SPCTR CHNGE PNCN	MERR GETT	48024	T	L
2.39 E-2 M	NA P04	25	1.19 X10-2 M	CG	VISUAL SPCTR CHNGE PNCN	MERR GETT	48024	T	L
2.44 E-2 M	NA P04	25	1.22 X10-2 M	CG	VISUAL SPCTR CHNGE PNCN	MERR GETT	48024	T	L
4.0 E-2 M	NA P04	25	1.0 X10-2 M	CG	VISUAL SPCTR CHNGE PNCN	MERR GETT	48024	T	L
E 0	NA P04	UNK			GRAPH DATA NOT RETRIEVED	DEMC ZAKH	62038	R	
E 0	NA2 S04	UNK			GRAPH DATA NOT RETRIEVED	DEMC	61030	R	
9.9 E-3 M	NA2 B407	25	1.99 X10-2 M	CG	VISUAL SPCTR CHNGE PNCN	MERR GETT	48024	T	L
1.67 E-2 M	NA2 B407	25	1.67 X10-2 M	CG	VISUAL SPCTR CHNGE PNCN	MERR GETT	48024	T	L
2.78 E-2 M	NA2 B407	25	1.39 X10-2 M	CG	VISUAL SPCTR CHNGE PNCN	MERR GETT	48024	T	L
2.82 E-2 M	NA2 B407	25	1.41 X10-2 M	CG	VISUAL SPCTR CHNGE PNCN	MERR GETT	48024	T	L
4.40 E-2 M	NA2 B407	25	1.10 X10-2 M	CG	VISUAL SPCTR CHNGE PNCN	MERR GETT	48024	T	L
E 0	NA2 B407	UNK			GRAPH DATA NOT RETRIEVED	DEMC ZAKH	62038	R	
6.51 E-3 M	NA2 S103 META	25	2.05 X10-2 M	CG	VISUAL SPCTR CHNGE PNCN	MERR GETT	48024	T	L
7.63 E-3 M	NA2 S103 META	25	1.90 X10-2 M	CG	VISUAL SPCTR CHNGE PNCN	MERR GETT	48024	T	L
9.29 E-3 M	NA2 S103 META	25	1.80 X10-2 M	CG	VISUAL SPCTR CHNGE PNCN	MERR GETT	48024	T	L
1.04 E-2 M	NA2 S103 META	25	1.64 X10-2 M	CG	VISUAL SPCTR CHNGE PNCN	MERR GETT	48024	T	L
1.21 E-2 M	NA2 S103 META	25	1.52 X10-2 M	CG	VISUAL SPCTR CHNGE PNCN	MERR GETT	48024	T	L
2.55 E-2 M	NA2 S103 META	25	1.27 X10-2 M	CG	VISUAL SPCTR CHNGE PNCN	MERR GETT	48024	T	L
4.04 E-2 M	NA2 S103 META	25	1.01 X10-2 M	CG	VISUAL SPCTR CHNGE PNCN	MERR GETT	48024	T	L
5.15 E-2 M	NA2 S103 META	25	8.6 X10-3 M	CG	VISUAL SPCTR CHNGE PNCN	MERR GETT	48024	T	L

Concentration units: A = mol %; B = vol % solvent; C = mol % surfactant mixture; D = wt/vol %; E = % saturation; H = wt % solvent; I = mol % surfactant; K = normality

conditions: M = molar; N = normal; P = wt %; Q = wt % surfactant; R = varied; S = mol/kg; T = wt % surfactant mixture; U = mol/(dm<sup>3</sup> kg); W = molar; Y = atm. Details on page 222.



# Complete Table of Critical Micelle Concentration Values—Continued

Additives			Temp. °C	CMC	Qual. Mat. Meth.	Method	Authors	Reference	Source	Evaluation
8.9 E-3 M	SI02/NA20 = 1.60		25	1.72 X10-2 M	HG	VISUAL SPCTR CHNGE PNCN	MERR GETT	48024	T	L
1.52 E-2 M	SI02/NA20 = 1.60		25	1.47 X10-2 M	HG	VISUAL SPCTR CHNGE PNCN	MERR GETT	48024	T	L
1.57 E-2 M	SI02/NA20 = 1.60		25	1.51 X10-2 M	HG	VISUAL SPCTR CHNGE PNCN	MERR GETT	48024	T	L
2.05 E-2 M	SI02/NA20 = 1.60		25	1.32 X10-2 M	HG	VISUAL SPCTR CHNGE PNCN	MERR GETT	48024	T	L
2.47 E-2 M	SI02/NA20 = 1.60		25	1.19 X10-2 M	HG	VISUAL SPCTR CHNGE PNCN	MERR GETT	48024	T	L
3.34 E-2 M	SI02/NA20 = 1.60		25	1.08 X10-2 M	HG	VISUAL SPCTR CHNGE PNCN	MERR GETT	48024	T	L
1.25 E-2 M	SI02/NA20 = 1.60		60	1.8 X10-2 M	HD	FOTOMTR SOLUBLZTN OROT	MERR GETT	48024	T	L
2.5 E-2 M	SI02/NA20 = 1.60		60	1.4 X10-2 M	HD	FOTOMTR SOLUBLZTN OROT	MERR GETT	48024	T	L
9.8 E-3 M	SI02/NA20 = 2.46		25	1.96 X10-2 M	HG	VISUAL SPCTR CHNGE PNCN	MERR GETT	48024	T	L
2.09 E-2 M	SI02/NA20 = 2.46		25	1.56 X10-2 M	HG	VISUAL SPCTR CHNGE PNCN	MERR GETT	48024	T	L
2.84 E-2 M	SI02/NA20 = 2.46		25	1.42 X10-2 M	HG	VISUAL SPCTR CHNGE PNCN	MERR GETT	48024	T	L
3.46 E-2 M	SI02/NA20 = 2.46		25	1.30 X10-2 M	HG	VISUAL SPCTR CHNGE PNCN	MERR GETT	48024	T	L
4.35 E-2 M	SI02/NA20 = 2.46		25	1.09 X10-2 M	HG	VISUAL SPCTR CHNGE PNCN	MERR GETT	48024	T	L
5.82 E-2 M	SI02/NA20 = 2.46		25	9.75 X10-3 M	HG	VISUAL SPCTR CHNGE PNCN	MERR GETT	48024	T	L
2.5 E-2 M	SI02/NA20 = 2.46		60	1.4 X10-2 M	HD	FOTOMTR SOLUBLZTN OROT	MERR GETT	48024	K	L
4.3 E-3 M	SI02/NA20 = 3.93		25	2.18 X10-2 M	HG	VISUAL SPCTR CHNGE PNCN	MERR GETT	48024	T	L
8.3 E-3 M	SI02/NA20 = 3.93		25	2.08 X10-2 M	HG	VISUAL SPCTR CHNGE PNCN	MERR GETT	48024	T	L
1.20 E-2 M	SI02/NA20 = 3.93		25	2.00 X10-2 M	HG	VISUAL SPCTR CHNGE PNCN	MERR GETT	48024	T	L
2.5 E-2 M	SI02/NA20 = 3.93		60	1.4 X10-2 M	HD	FOTOMTR SOLUBLZTN OROT	MERR GETT	48024	K	L
1.1 E 1	PH OF SOLUTION		24	2.3 X10-2 M	BG	FOTOMTR SPCTR CHNGE PNCN	HARV	56018	T	L
1.1 E 1	PH OF SOLUTION		24	2.3 X10-2 M	BC	SURFACE TENSION LOG PLOT	HARV	56018	T	3
1.1 E 1	PH OF SOLUTION		30	2.25 X10-2 M	BC	SPECFC CONDUCTNCE GRAPH	MARK TSIK	64051	T	3
1.1 E 1	PH OF SOLUTION		40	2.25 X10-2 M	BC	SPECFC CONDUCTNCE GRAPH	MARK TSIK	64051	T	L
1.1 E 1	PH OF SOLUTION		50	2.25 X10-2 M	BC	SPECFC CONDUCTNCE GRAPH	MARK TSIK	64051	T	L
1.1 E 1	PH OF SOLUTION		60	2.25 X10-2 M	BC	SPECFC CONDUCTNCE GRAPH	MARK TSIK	64051	T	L
1.1 E 1	PH OF SOLUTION		90	2.25 X10-2 M	BC	SPECFC CONDUCTNCE GRAPH	MARK TSIK	64051	T	L
3.2 E-4 M	1,2 DECANE DIOL		24	2.11 X10-2 M	BG	FOTOMTR SPCTR CHNGE PNCN	HARV	56018	G	L
1.1 E 1	PH OF SOLUTION									
7.0 E-4 M	1,2 DECANE DIOL		24	1.86 X10-2 M	BG	FOTOMTR SPCTR CHNGE PNCN	HARV	56018	G	L
1.1 E 1	PH OF SOLUTION									
8.9 E-4 M	1,2 DECANE DIOL		24	1.71 X10-2 M	BG	FOTOMTR SPCTR CHNGE PNCN	HARV	56018	G	L
1.1 E 1	PH OF SOLUTION									
1.20 E-3 M	1,2 DECANE DIOL		24	1.80 X10-2 M	BG	FOTOMTR SPCTR CHNGE PNCN	HARV	56018	G	L
1.1 E 1	PH OF SOLUTION									
1.51 E-3 M	1,2 DECANE DIOL		24	1.85 X10-2 M	BG	FOTOMTR SPCTR CHNGE PNCN	HARV	56018	G	L
1.1 E 1	PH OF SOLUTION									
1.84 E-3 M	1,2 DECANE DIOL		24	1.92 X10-2 M	BG	FOTOMTR SPCTR CHNGE PNCN	HARV	56018	G	L
1.1 E 1	PH OF SOLUTION									
3.2 E-4 M	1,10 DECANE DIOL		24	2.22 X10-2 M	BG	FOTOMTR SPCTR CHNGE PNCN	HARV	56018	G	L
1.1 E 1	PH OF SOLUTION									
1.02 E-3 M	1,10 DECANE DIOL		24	2.08 X10-2 M	BG	FOTOMTR SPCTR CHNGE PNCN	HARV	56018	G	L
1.1 E 1	PH OF SOLUTION									
2.02 E-3 M	1,10 DECANE DIOL		24	1.85 X10-2 M	BG	FOTOMTR SPCTR CHNGE PNCN	HARV	56018	G	L
1.1 E 1	PH OF SOLUTION									
4.10 E-3 M	1,10 DECANE DIOL		24	1.39 X10-2 M	BG	FOTOMTR SPCTR CHNGE PNCN	HARV	56018	G	L
1.1 E 1	PH OF SOLUTION									
4.6 E-5 M	DECANOL-1		24	2.20 X10-2 M	BG	FOTOMTR SPCTR CHNGE PNCN	HARV	56018	G	L
1.1 E 1	PH OF SOLUTION									
8.5 E-5 M	DECANOL-1		24	2.17 X10-2 M	BG	FOTOMTR SPCTR CHNGE PNCN	HARV	56018	G	L
1.1 E 1	PH OF SOLUTION									
1.05 E-4 M	DECANOL-1		24	2.15 X10-2 M	BG	FOTOMTR SPCTR CHNGE PNCN	HARV	56018	G	L
1.1 E 1	PH OF SOLUTION									
1.46 E-4 M	DECANOL-1		24	2.15 X10-2 M	BG	FOTOMTR SPCTR CHNGE PNCN	HARV	56018	G	L
1.1 E 1	PH OF SOLUTION									
1.61 E-4 M	DECANOL-1		24	2.15 X10-2 M	BG	FOTOMTR SPCTR CHNGE PNCN	HARV	56018	G	L
1.1 E 1	PH OF SOLUTION									
1.99 E-4 M	DECANOL-1		24	2.12 X10-2 M	BG	FOTOMTR SPCTR CHNGE PNCN	HARV	56018	G	L
1.1 E 1	PH OF SOLUTION									
7.7 E-3 M	HEXANOL-1		24	2.00 X10-2 M	BG	FOTOMTR SPCTR CHNGE PNCN	HARV	56018	G	L
1.1 E 1	PH OF SOLUTION									
1.12 E-2 M	HEXANOL-1		24	1.88 X10-2 M	BG	FOTOMTR SPCTR CHNGE PNCN	HARV	56018	G	L
1.1 E 1	PH OF SOLUTION									
1.58 E-2 M	HEXANOL-1		24	1.78 X10-2 M	BG	FOTOMTR SPCTR CHNGE PNCN	HARV	56018	G	L
1.1 E 1	PH OF SOLUTION									
2.20 E-2 M	HEXANOL-1		24	1.55 X10-2 M	BG	FOTOMTR SPCTR CHNGE PNCN	HARV	56018	G	L
1.1 E 1	PH OF SOLUTION									
2.92 E-2 M	HEXANOL-1		24	1.24 X10-2 M	BG	FOTOMTR SPCTR CHNGE PNCN	HARV	56018	G	L
1.1 E 1	PH OF SOLUTION									
3.10 E-2 M	HEXANOL-1		24	1.30 X10-2 M	BG	FOTOMTR SPCTR CHNGE PNCN	HARV	56018	G	L
1.1 E 1	PH OF SOLUTION									
4.02 E-2 M	HEXANOL-1		24	1.02 X10-2 M	BG	FOTOMTR SPCTR CHNGE PNCN	HARV	56018	G	L
1.1 E 1	PH OF SOLUTION									
4.11 E-2 M	HEXANOL-1		24	9.5 X10-3 M	BG	FOTOMTR SPCTR CHNGE PNCN	HARV	56018	G	L
1.1 E 1	PH OF SOLUTION									
4.97 E-2 M	HEXANOL-1		24	8.8 X10-3 M	BG	FOTOMTR SPCTR CHNGE PNCN	HARV	56018	G	L
1.1 E 1	PH OF SOLUTION									

Concentration units: A—mol %; B—vol % solvent; C—mol % surfactant mixture; D—wt/vol %; E—% saturation; H—wt % solvent; I—mol % surfactant; K—normality

counterions; M—molar; N—normal; P—wt %; Q—wt % surfactant; R—varied; S—mol/kg; T—wt % surfactant mixture; U—mol/(l or kg); W—molar; Y—atm. Details on page 222.



# Complete Table of Critical Micelle Concentration Values—Continued

Additives			Temp. °C	CMC	Qual. Mat. Meth.	Method	Authors	Reference	Source	Evaluation
5.70	E-2 M	HEXANOL-1	24	7.1 X10-3 M	BG	FOTOMTR SPCTR CHNGE PNCN	HARV	56018	G L	
	1.1 E 1	PH OF SOLUTION								
5.85	E-2 M	HEXANOL-1	24	7.5 X10-3 M	BG	FOTOMTR SPCTR CHNGE PNCN	HARV	56018	G L	
	1.1 E 1	PH OF SOLUTION								
1.13	E-3 M	HEPTANOL-1	24	2.13 X10-2 M	BG	FOTOMTR SPCTR CHNGE PNCN	HARV	56018	G L	
	1.1 E 1	PH OF SOLUTION								
2.02	E-3 M	HEPTANOL-1	24	2.06 X10-2 M	BG	FOTOMTR SPCTR CHNGE PNCN	HARV	56018	G L	
	1.1 E 1	PH OF SOLUTION								
3.01	E-3 M	HEPTANOL-1	24	2.00 X10-2 M	BG	FOTOMTR SPCTR CHNGE PNCN	HARV	56018	G L	
	1.1 E 1	PH OF SOLUTION								
6.14	E-3 M	HEPTANOL-1	24	1.68 X10-2 M	BG	FOTOMTR SPCTR CHNGE PNCN	HARV	56018	G L	
	1.1 E 1	PH OF SOLUTION								
7.98	E-3 M	HEPTANOL-1	24	1.50 X10-2 M	BG	FOTOMTR SPCTR CHNGE PNCN	HARV	56018	G L	
	1.1 E 1	PH OF SOLUTION								
9.98	E-3 M	HEPTANOL-1	24	1.40 X10-2 M	BG	FOTOMTR SPCTR CHNGE PNCN	HARV	56018	G L	
	1.1 E 1	PH OF SOLUTION								
1.13	E-2 M	HEPTANOL-1	24	1.45 X10-2 M	BG	FOTOMTR SPCTR CHNGE PNCN	HARV	56018	G L	
	1.1 E 1	PH OF SOLUTION								
1.24	E-2 M	HEPTANOL-1	24	1.55 X10-2 M	BG	FOTOMTR SPCTR CHNGE PNCN	HARV	56018	G L	
	1.1 E 1	PH OF SOLUTION								
6.4	E-4 M	OCTANOL-1	24	2.10 X10-2 M	BG	FOTOMTR SPCTR CHNGE PNCN	HARV	56018	G L	
	1.1 E 1	PH OF SOLUTION								
1.27	E-3 M	OCTANOL-1	24	1.90 X10-2 M	BG	FOTOMTR SPCTR CHNGE PNCN	HARV	56018	G L	
	1.1 E 1	PH OF SOLUTION								
1.60	E-3 M	OCTANOL-1	24	1.93 X10-2 M	BG	FOTOMTR SPCTR CHNGE PNCN	HARV	56018	G L	
	1.1 E 1	PH OF SOLUTION								
1.92	E-3 M	OCTANOL-1	24	1.90 X10-2 M	BG	FOTOMTR SPCTR CHNGE PNCN	HARV	56018	G L	
	1.1 E 1	PH OF SOLUTION								
2.30	E-3 M	OCTANOL-1	24	1.95 X10-2 M	BG	FOTOMTR SPCTR CHNGE PNCN	HARV	56018	G L	
	1.1 E 1	PH OF SOLUTION								
2.69	E-3 M	OCTANOL-1	24	1.95 X10-2 M	BG	FOTOMTR SPCTR CHNGE PNCN	HARV	56018	G L	
	1.1 E 1	PH OF SOLUTION								
174 ENTRIES FOR COMPOUND										
COMPOUND NO = 274 MOL WGT - 340.0 HEXADECYL PYRIDINIUM CHLORIDE										
			13.0	8.4 X10-4 M	BC	KRAFFT POINT SOLUBILITY	ADDI FURM	56019	T L	
			18.5	8.5 X10-4 M	BC	INTERFACIAL TNSN UNSPEC	ADDI FURM	56019	T L	
			23	5.0 X10-4 M	HG	STREAMING CURRENT	CARD	66011	T L	
			25	9. X10-4 M	BD	EQUIV CONDUCTNCE GRAPH	MALS HART	34001	K L	
			25	9.0 X10-4 M	BB	FOTOMTR SOLUBLZTN AZBZ	HART	38001	P 3	
			25	6.7 X10-4 M	BG	EQUIV COND MAX BEGINING	GRIE KRAU	49018	T L	
			25	3. X10-5 W	HG	VISUAL SPCTR CHNGE	FINE MCBA	48011	T L	
			80	2.2 X10-3 M	BG	EQUIV COND 1ST DEVIATION	HART	36002	T L	
			80	2.36 X10-3 M	BC	SPECFC CONDUCTNCE GRAPH	HART	36002	P 3	
3.2	E-3 N	NA CL	25	4.0 X10-4 M	BD	FOTOMTR SOLUBLZTN AZBZ	HART	38001	P L	
1.0	E-2 N	NA CL	25	1.8 X10-4 M	BD	FOTOMTR SOLUBLZTN AZBZ	HART	38001	P L	
3.2	E-2 N	NA CL	25	8. X10-5 M	BE	FOTOMTR SOLUBLZTN AZBZ	HART	38001	P L	
7.43	E-3 M	NA CL	31	1.6 X10-4 M	BG	TURBIDITY PLT LITE SCATR	ANAC	58009	G L	
1.754E-2	M	NA CL	31	1.2 X10-4 M	BG	TURBIDITY PLT LITE SCATR	ANAC	58009	G L	
4.05	E-2 M	NA CL	31	8.3 X10-5 M	BG	TURBIDITY PLT LITE SCATR	ANAC	58009	G L	
3.08	E-1 M	NA CL	31	3.2 X10-5 M	BG	TURBIDITY PLT LITE SCATR	ANAC	58009	G L	
4.382E-1	M	NA CL	31	6.9 X10-5 M	BG	TURBIDITY PLT LITE SCATR	ANAC	58009	G L	
6.17	E-1 M	NA CL	31	3.3 X10-5 M	BG	TURBIDITY PLT LITE SCATR	ANAC	58009	G L	
7.30	E-1 M	NA CL	31	9.6 X10-6 M	BG	TURBIDITY PLT LITE SCATR	ANAC	58009	G L	
1.00	E 2 E	NITROBENZENE	25	5.8 X10-4 M	BA	EQUIV CONDUCTNCE GRAPH	GRIE KRAU	49018	T 3	
20 ENTRIES FOR COMPOUND										
COMPOUND NO = 275 MOL WGT - 396.1 HEXADECYL DIMETHYLBENZYLAMMONIUM CHLORIDE										
			23	4.2 X10-5 M	HG	STREAMING CURRENT	CARD	66011	T L	
			25	2. X10-4 W	HG	VISUAL SPCTR CHNGE	FINE MCBA	48011	T L	
			UNK	4.4 X10-5 M	PG	VISUAL SPCTR CHNGE INPX	ROSS KWAR	53007	T L	
3 ENTRIES FOR COMPOUND										
COMPOUND NO = 276 MOL WGT - 596.8 NONAETHYLENE GLYCOL MONODODECANOATE										
NATURAL DISTRIBUTION OF HEAD GROUPS										
			0	6.3 X10-4 W	HD	FREEZING POINT	GONI MCBA	47007	T L	
1 ENTRIES FOR COMPOUND										
COMPOUND NO = 277 MOL WGT - 349.6 BENZYL TRIMETHYL AMMONIUM DODECANOATE										
4.	E O I	C6H5 (CH3)3 N OH	25	1 X10-2 M	HE	EQUIV CONDUCTNCE GRAPH	BRAD MCBA	48009	T L	
1 ENTRIES FOR COMPOUND										

Concentration units: A—mol %; B—vol % solvent; C—mol % surfactant mixture; D—wt/vol %; E—% saturation; H—wt % solvent; I—mol % surfactant; K—normality

counterions; M—molar; N—normal; P—wt %; Q—wt % surfactant; R—varied; S—mol/kg; T—wt % surfactant mixture; U—mol/(l or kg); W—molal; Y—atm. Details on page 222.

# Complete Table of Critical Micelle Concentration Values—Continued

Additives			Temp. °C	CMC	Qual. Mat. Meth.	Method	Authors	Reference	Source Evaluation
COMPOUND NO = 278 MOL WGT -			283.9	DODECYL PYRIDINIUM CHLORIDE					
			25	1.5 X10-2 M	XG	QUESTIONABLE CRITERION	BROW ROBI	52013	R
			25	2.8 X10-3 M	HE	VISUAL SPCTR CHNGE	KLEV	53010	T L
			25	1.47 X10-2 M	CC	EQUIV CONDUCTNCE GRAPH	BRAD MCBA	48009	T L
			25	1.46 X10-2 M	CB	TURBIDITY PLT LITE SCATR	FORD OTTE	66028	T 3
			25	1.4 X10-2 M	BC	SURFACE TENSION UNSPEC	FORD OTTE	66028	T L
			30	2.0 X10-2 W	CC	SURFACE TENSION LOG PLOT	WEIN ZOGR	65026	T L
			30	1.74 X10-2 M	CB	VAPR PRESURE LOWERING	HUFF MCBA	51004	T L
			30	1.71 X10-2 M	CG	SPECFC CONDUCTNCE GRAPH	MEGU KOND	59024	T L
			30	1.5 X10-2 M	XC	FOTOMTR SPCTR CHNGE EOSN	MEGU KOND	59024	T L
			50	2.0 X10-2 W	CC	REFRACTIVE INDEX	KLEV	53010	T L
			50	1.51 X10-2 M	CG	VAPR PRESURE LOWERING	HUFF MCBA	51004	T L
2.	E-2 M	K CL	25	1.13 X10-2 M	CC	VISUAL SPCTR CHNGE EOSN	LANG	51005	G L
2.	E-2 M	K CL	25	1.22 X10-2 M	CB	TURBIDITY PLT LITE SCATR	FORD OTTE	66028	T L
5.	E-2 M	K CL	25	8.46 X10-3 M	CC	SURFACE TENSION UNSPEC	FORD OTTE	66028	T L
5.	E-2 M	K CL	25	8.60 X10-3 M	CB	TURBIDITY PLT LITE SCATR	FORD OTTE	66028	T L
8.	E-2 M	K CL	25	6.88 X10-3 M	CC	TURBIDITY PLT LITE SCATR	FORD OTTE	66028	T L
1.	E-1 M	K CL	25	2.3 X10-3 M	BC	SURFACE TENSION LOG PLOT	WEIN ZOGR	65026	T L
2.	E-3 N	K CNS	50	7.5 X10-3 M	CG	VISUAL SPCTR CHNGE EOSN	LANG	51005	G L
1.	E-2 N	K CNS	50	3.5 X10-3 M	CG	VISUAL SPCTR CHNGE EOSN	LANG	51005	G L
3.	E-2 N	K CNS	50	2.4 X10-3 M	CG	VISUAL SPCTR CHNGE EOSN	LANG	51005	G L
1.	E-2 N	NA BR	50	9.6 X10-3 M	CG	VISUAL SPCTR CHNGE EOSN	LANG	51005	G L
3.	E-2 N	NA BR	50	6.5 X10-3 M	CG	VISUAL SPCTR CHNGE EOSN	LANG	51005	G L
1.	E-1 N	NA BR	50	2.8 X10-3 M	CG	VISUAL SPCTR CHNGE EOSN	LANG	51005	G L
5.	E-1 N	NA BR	50	1.5 X10-3 M	CG	VISUAL SPCTR CHNGE EOSN	LANG	51005	G L
5.	E-3 M	NA CL	50	1.33 X10-2 M	CG	VISUAL SPCTR CHNGE EOSN	LANG	51005	G L
1.	E-2 M	NA CL	50	1.16 X10-2 M	CG	VISUAL SPCTR CHNGE EOSN	LANG	51005	G L
2.	E-2 M	NA CL	50	9.3 X10-3 M	CG	VISUAL SPCTR CHNGE EOSN	LANG	51005	G L
5.	E-2 M	NA CL	50	6.5 X10-3 M	CG	VISUAL SPCTR CHNGE EOSN	LANG	51005	G L
1.0	E-1 M	NA CL	50	4.9 X10-3 M	CG	VISUAL SPCTR CHNGE EOSN	LANG	51005	G L
3.	E-1 M	NA CL	50	2.9 X10-3 M	CG	VISUAL SPCTR CHNGE EOSN	LANG	51005	G L
1.0	E 0 M	NA CL	50	1.4 X10-3 M	CG	VISUAL SPCTR CHNGE EOSN	LANG	51005	G L
1.	E-2 N	NA I	50	6.5 X10-3 M	CG	VISUAL SPCTR CHNGE EOSN	LANG	51005	G L
2.5	E-2 N	NA I	50	4.0 X10-3 M	CG	VISUAL SPCTR CHNGE EOSN	LANG	51005	G L
9.	E-2 N	NA I	50	2.5 X10-3 M	CG	VISUAL SPCTR CHNGE EOSN	LANG	51005	G L
1.	E-2 N	NA N03	50	9.6 X10-3 M	CG	VISUAL SPCTR CHNGE EOSN	LANG	51005	G L
3.	E-2 N	NA N03	50	5.6 X10-3 M	CG	VISUAL SPCTR CHNGE EOSN	LANG	51005	G L
1.	E-1 N	NA N03	50	3.4 X10-3 M	CG	VISUAL SPCTR CHNGE EOSN	LANG	51005	G L
5.	E-1 N	NA N03	50	1.9 X10-3 M	CG	VISUAL SPCTR CHNGE EOSN	LANG	51005	G L
1.	E-3 N	NA4 P207 PYRO	50	1.01 X10-2 M	CG	VISUAL SPCTR CHNGE EOSN	LANG	51005	G L
2.	E-3 N	NA4 P207 PYRO	50	7.5 X10-3 M	CG	VISUAL SPCTR CHNGE EOSN	LANG	51005	G L
5.	E-3 N	NA4 P207 PYRO	50	6.0 X10-3 M	CG	VISUAL SPCTR CHNGE EOSN	LANG	51005	G L
1.	E-2 N	NA4 P207 PYRO	50	4.7 X10-3 M	CG	VISUAL SPCTR CHNGE EOSN	LANG	51005	G L
2.	E-2 N	NA4 P207 PYRO	50	4.6 X10-3 M	CG	VISUAL SPCTR CHNGE EOSN	LANG	51005	G L
5.	E-2 N	NA4 P207 PYRO	50	4.8 X10-3 M	CG	VISUAL SPCTR CHNGE EOSN	LANG	51005	G L
1.0	E-1 N	NA4 P207 PYRO	50	4.6 X10-3 M	CG	VISUAL SPCTR CHNGE EOSN	LANG	51005	G L
2.	E-1 N	NA4 P207 PYRO	50	4.0 X10-3 M	CG	VISUAL SPCTR CHNGE EOSN	LANG	51005	G L
4.	E-1 N	NA4 P207 PYRO	50	3.3 X10-3 M	CG	VISUAL SPCTR CHNGE EOSN	LANG	51005	G L
1.0	E 0 N	NA4 P207 PYRO	50	2.2 X10-3 M	CG	VISUAL SPCTR CHNGE EOSN	LANG	51005	G L
2.	E-3 N	NA2 S04	50	1.11 X10-2 M	CG	VISUAL SPCTR CHNGE EOSN	LANG	51005	G L
5.	E-3 N	NA2 S04	50	8.6 X10-3 M	CG	VISUAL SPCTR CHNGE EOSN	LANG	51005	G L
1.	E-2 N	NA2 S04	50	7.8 X10-3 M	CG	VISUAL SPCTR CHNGE EOSN	LANG	51005	G L
2.	E-2 N	NA2 S04	50	7.1 X10-3 M	CG	VISUAL SPCTR CHNGE EOSN	LANG	51005	G L
3.	E-2 N	NA2 S04	50	6.7 X10-3 M	CG	VISUAL SPCTR CHNGE EOSN	LANG	51005	G L
5.	E-2 N	NA2 S04	50	5.9 X10-3 M	CG	VISUAL SPCTR CHNGE EOSN	LANG	51005	G L
1.0	E-1 N	NA2 S04	50	5.4 X10-3 M	CG	VISUAL SPCTR CHNGE EOSN	LANG	51005	G L
3.0	E-1 N	NA2 S04	50	3.8 X10-3 M	CG	VISUAL SPCTR CHNGE EOSN	LANG	51005	G L
1.0	E 0 N	NA2 S04	50	1.8 X10-3 M	CG	VISUAL SPCTR CHNGE EOSN	LANG	51005	G L
58 ENTRIES FOR COMPOUND									
COMPOUND NO = 279 MOL WGT -			340.0	DODECYL BENZYL DIMETHYLAMMONIUM CHLORIDE					
			25	2.3 X10-3 M	HC	QUESTIONABLE CRITERION	YANG FOST	53015	R
			25.0	7.8 X10-3 M	CB	EQUIV CONDUCTNCE GRAPH	BRAD MCBA	48009	T L
			UNK	2.8 X10-3 M	PG	SPECFC CONDUCTNCE GRAPH	OSUG SATO	65036	G 3
			UNK	8.1 X10-3 M	CC	VISUAL SPCTR CHNGE INPX	ROSS KWAR	53007	T L
5.	E 2 Y	PRESSURE	25.0	8.25 X10-3 M	CB	UNSPECIFIED CONDUCTANCE	CELL EGGE	52001	T L
1.	E 3 Y	PRESSURE	25.0	8.5 X10-3 M	CB	SPECFC CONDUCTNCE GRAPH	OSUG SATO	65036	G 3
2.	E 3 Y	PRESSURE	25.0	8.2 X10-3 M	CB	SPECFC CONDUCTNCE GRAPH	OSUG SATO	65036	G 3
3.	E 3 Y	PRESSURE	25.0	7.5 X10-3 M	CB	SPECFC CONDUCTNCE GRAPH	OSUG SATO	65036	G 3
4.	E 3 Y	PRESSURE	25.0	7.1 X10-3 M	CB	SPECFC CONDUCTNCE GRAPH	OSUG SATO	65036	G 3
5.	E 3 Y	PRESSURE	25.0	6.8 X10-3 M	CB	SPECFC CONDUCTNCE GRAPH	OSUG SATO	65036	G 3
11 ENTRIES FOR COMPOUND									

Concentration units: A—mol %; B—vol % solvent; C—mol % surfactant mixture; D—wt/vol %; E—% saturation; H—wt % solvent; I—mol % surfactant; K—normality

counterions; M—molar; N—normal; P—wt %; Q—wt % surfactant; R—varied; S—mol/kg; T—wt % surfactant mixture; U—mol/(l or kg); W—molal; Y—atm. Details on page 222.



*Complete Table of Critical Micelle Concentration Values – Continued*

Additives			Temp. °C	CMC	Qual. Mat. Meth.	Method	Authors	Reference	Source	Evaluation
COMPOUND NO =	280	MOL WGT -		465.8	DECYL TRIMETHYL AMMONIUM DODECYL SULFATE					
			25	1.9 X10-4 M	CE	UNSPEC SOLUBLZTN SDN 4	HOYE MARM	61001	TL	L
			25	2.1 X10-4 M	DC	SPECFC CONDUCTNCE GRAPH	PACK DONB	63030	T	L
			UNK	1.85 X10-3 D	BD	DEBYE PLT LIGHT SCATTER	HOYE DOER	64007	T	L
				3.971X10-5 M						M
3 ENTRIES FOR COMPOUND										
COMPOUND NO =	281	MOL WGT -		493.8	DODECYL TRIMETHYLAMMONIUM DODECYL SULFATE					
			25	3. X10-5 M	CE	SURFACE TNSN LINEAR PLOT	HOYE MARM	61001	T	L
1 ENTRIES FOR COMPOUND										
COMPOUND NO =	282	MOL WGT -		506.8	HEXADECYL /OXYETHYLENE/ 6 ALCOHOL					
		HOMOGENEOUS HEAD GROUP								
			20	9.9 X10-5 M	BC	SURFACE TENSION LOG PLOT	CARL CHAL	64009	T	L
			25	1.0 X10-6 M	BD	SURFACE TENSION LOG PLOT	GOOD OTTE	61004	T	P
			25	1.66 X10-6 M	BC	SURFACE TENSION LOG PLOT	ELWO MACF	62027	T	P
			27	9.4 X10-5 M	BG	FOTOMTR SPCTR CHNG I2	CARL CHAL	64009	T	L
			28	5. X10-5 D	BE	SURFACE TENSION LOG PLOT	CORK GOOD	64023	T	L
				9.8 X10-7 M						M
5 ENTRIES FOR COMPOUND										
COMPOUND NO =	283	MOL WGT -		399.7	HEXANOLAMINE-CH3CH/OH/CH2C/CH3/2NH2-ELAIDATE					
			0	6. X10-4 W	DD	FREEZING POINT	GONI MCBA	46016	T	L
1 ENTRIES FOR COMPOUND										
COMPOUND NO =	284	MOL WGT -		261.4	HEXANOLAMINE-CH3CH/OH/CH2C/CH3/2NH2-OCTANOATE					
			0	3.1 X10-1 M	DC	FREEZING POINT	GONI	46019	K	L
			20	2.6 X10-1 M	XG	VISCOSITY MINIMUM	SATA TYUZ	53006	T	L
2 ENTRIES FOR COMPOUND										
COMPOUND NO =	285	MOL WGT -		399.7	HEXANOLAMINE-CH3CH/OH/CH2C/CH3/2NH2-OLEATE					
			0	6.0 X10-4 W	DD	FREEZING POINT	GONI MCBA	46008	T	L
1 ENTRIES FOR COMPOUND										
COMPOUND NO =	286	MOL WGT -		439.6	AMMONIUM DI-2-ETHYL-HEXYL SULFOSUCCINATE					
			0	4. X10-3 W	CE	FREEZING POINT	MCBA BRAD	43006	T	L
1 ENTRIES FOR COMPOUND										
COMPOUND NO =	287	MOL WGT -		365.6	OCTYL TRIMETHYLAMMONIUM OCTANE SULFONATE					
			25	2.1 X10-2 M	BC	METHOD NOT CITED	CORK GOOD	66014	T	L
			25	2.016X10-2 M	CA	SPECFC CONDUCTNCE GRAPH	TART LING	43004	T	3
			RM	1.99 X10-2 M	BB	DEBYE PLT LIGHT SCATTER	ANAC	53002	T	L
3 ENTRIES FOR COMPOUND										
COMPOUND NO =	288	MOL WGT -		421.7	DECYL TRIMETHYLAMMONIUM DECANESULFONATE					
			25	1.36 X10-3 M	BC	METHOD NOT CITED	CORK GOOD	66014	T	3
			40	1.40 X10-3 M	CA	SPECFC CONDUCTNCE GRAPH	TART LING	43004	P	3
			RM	1.3 X10-3 M	BD	TURBIDITY PLT LITE SCATR	ANAC	53002	KC	L
3 ENTRIES FOR COMPOUND										
COMPOUND NO =	289	MOL WGT -		478.7	TETRADECYL/OXYETHYLENE/6 ALCOHOL					
		HOMOGENEOUS HEAD GROUP								
			25	5. X10-4 D	BE	SURFACE TENSION LOG PLOT	CORK GOOD	64023	T	L
				1.0 X10-5 M						M
1 ENTRIES FOR COMPOUND										
COMPOUND NO =	290	MOL WGT -		328.3	DODECYL PYRIDINIUM BROMIDE					
			5	1.15 X10-2 W	BA	SPECFC CONDUCTNCE GRAPH	ADDE TAYL	64050	T	3
			10	1.12 X10-2 W	BA	SPECFC CONDUCTNCE GRAPH	ADDE TAYL	64050	T	2
			15	1.10 X10-2 W	BA	SPECFC CONDUCTNCE GRAPH	ADDE TAYL	64050	T	2
			20	1.12 X10-2 W	BA	SPECFC CONDUCTNCE GRAPH	ADDE TAYL	64050	T	2
			25	1.14 X10-2 W	BA	SPECFC CONDUCTNCE GRAPH	ADDE TAYL	64050	T	1
			25	1.6 X10-2 M	XG	VISUAL SPCTR CHNGE	KLEV	53010	T	L
			25	1.16 X10-2 M	CC	TURBIDITY PLT LITE SCATR	FORD OTTE	66028	T	L
			25	1.20 X10-2 M	CB	SURFACE TENSION UNSPEC	FORD OTTE	66028	T	L

Concentration units: A—mol %; B—vol % solvent; C—mol % surfactant mixture; D—wt/vol %; E—% saturation; H—wt % solvent; I—mol % surfactant; K—normality

counterions; M—molar; N—normal; P—wt %; Q—wt % surfactant; R—varied; S—mol/kg; T—wt % surfactant mixture; U—mol/(l or kg); W—molal; Y—atm. Details on page 222.

*Complete Table of Critical Micelle Concentration Values—Continued*

Additives				Temp. °C	CMC	Qual. Mat. Meth.	Method	Authors	Reference	Source	Evaluation
				25	1.13 X10 <sup>-2</sup> M	CA	SPECFC CONDUCTNCE GRAPH	BENT SPAR	66038	T	L
				25	1.21 X10 <sup>-2</sup> M	CB	MICELLAR SPECTRAL CHANGE	MUKE RAY	66006	T	L
				30	1.21 X10 <sup>-2</sup> M	BB	SURFACE TENSION LOG PLOT	VENA NAUM	64001	T	L
				30	1.18 X10 <sup>-2</sup> W	BA	SPECFC CONDUCTNCE GRAPH	ADDE TAYL	64050	T	2
				30	1.25 X10 <sup>-2</sup> M	CA	SPECFC CONDUCTNCE GRAPH	MEGU KOND	59024	T	L
				30	1.25 X10 <sup>-2</sup> M	CG	FOTOMTR SPCTR CHNGE EOSN	MEGU KOND	59024	T	L
				35	1.22 X10 <sup>-2</sup> W	BA	SPECFC CONDUCTNCE GRAPH	ADDE TAYL	64050	T	2
				40	1.28 X10 <sup>-2</sup> W	BA	SPECFC CONDUCTNCE GRAPH	ADDE TAYL	64050	T	3
				45	1.35 X10 <sup>-2</sup> W	BA	SPECFC CONDUCTNCE GRAPH	ADDE TAYL	64050	T	3
				50	1.40 X10 <sup>-2</sup> W	BA	SPECFC CONDUCTNCE GRAPH	ADDE TAYL	64050	T	3
				55	1.48 X10 <sup>-2</sup> W	BA	SPECFC CONDUCTNCE GRAPH	ADDE TAYL	64050	T	3
				60	1.54 X10 <sup>-2</sup> W	BA	SPECFC CONDUCTNCE GRAPH	ADDE TAYL	64050	T	3
				65	1.63 X10 <sup>-2</sup> W	BA	SPECFC CONDUCTNCE GRAPH	ADDE TAYL	64050	T	3
				70	1.72 X10 <sup>-2</sup> W	BA	SPECFC CONDUCTNCE GRAPH	ADDE TAYL	64050	T	3
2.	E-2 M	K BR		25	7.20 X10 <sup>-3</sup> M	CB	SURFACE TENSION UNSPEC	FORD OTTE	66028	T	L
2.	E-2 M	K BR		25	7.32 X10 <sup>-3</sup> M	CC	TURBIDITY PLT LITE SCATR	FORD OTTE	66028	T	3
4.	E-2 M	K BR		25	4.88 X10 <sup>-3</sup> M	CC	TURBIDITY PLT LITE SCATR	FORD OTTE	66028	T	3
5.	E-2 M	K BR		25	4.70 X10 <sup>-3</sup> M	CB	SURFACE TENSION UNSPEC	FORD OTTE	66028	T	L
6.	E-2 M	K BR		25	3.96 X10 <sup>-3</sup> M	CC	TURBIDITY PLT LITE SCATR	FORD OTTE	66028	T	3
8.	E-2 M	K BR		25	3.36 X10 <sup>-3</sup> M	CC	TURBIDITY PLT LITE SCATR	FORD OTTE	66028	T	3
1.0	E-1 M	K BR		25	2.74 X10 <sup>-3</sup> M	CC	TURBIDITY PLT LITE SCATR	FORD OTTE	66028	T	L
3.0	E-2 M	K BR		30	6.5 X10 <sup>-3</sup> M	CG	FOTOMTR SPCTR CHNGE EOSN	MEGU KOND	59024	T	L
3.0	E-2 M	K I		30	3.5 X10 <sup>-3</sup> M	CG	FOTOMTR SPCTR CHNGE EOSN	MEGU KOND	59024	T	L
3.0	E-2 M	K IO3		30	1.04 X10 <sup>-2</sup> M	CG	FOTOMTR SPCTR CHNGE EOSN	MEGU KOND	59024	T	L
3.0	E-2 M	K2 SO4		30	7.9 X10 <sup>-3</sup> M	CG	FOTOMTR SPCTR CHNGE EOSN	MEGU KOND	59024	T	L
6.	E-2 M	LI BR		25	3.96 X10 <sup>-3</sup> M	CC	TURBIDITY PLT LITE SCATR	FORD OTTE	66028	T	3
5.	E-2 M	NA BR		30	3.66 X10 <sup>-3</sup> M	BB	SURFACE TENSION LOG PLOT	VENA NAUM	64001	TA	L
3.0	E-2 M	NA CL		30	9.1 X10 <sup>-3</sup> M	CG	FOTOMTR SPCTR CHNGE EOSN	MEGU KOND	59024	T	L
6.	E-2 M	RB BR		25	3.35 X10 <sup>-3</sup> M	CC	TURBIDITY PLT LITE SCATR	FORD OTTE	66028	T	3
	E 0	0427					GRAPH DATA NOT RETRIEVED	LANG	53005		R
38 ENTRIES FOR COMPOUND											
COMPOUND NO = 291 MOL WGT -					420.6	TETRADECYL TRIPROPYLAMMONIUM BROMIDE					
				30	2.05 X10 <sup>-3</sup> M	BB	SURFACE TENSION LOG PLOT	VENA NAUM	64001	T	L
5.	E-2 M	NA BR		30	2.76 X10 <sup>-4</sup> M	BB	SURFACE TENSION LOG PLOT	VENA NAUM	64001	TA	L
2 ENTRIES FOR COMPOUND											
COMPOUND NO = 292 MOL WGT -					448.7	HEXADECYL TRIPROPYLAMMONIUM BROMIDE					
				30	5.7 X10 <sup>-4</sup> M	BC	SURFACE TENSION LOG PLOT	VENA NAUM	64001	T	L
1 ENTRIES FOR COMPOUND											
COMPOUND NO = 293 MOL WGT -					310.3	DODECYL DIMETHYL AMINE OXIDE HYDROBROMIDE					
1.	E-3 M	H BR		27	4. X10 <sup>-2</sup> D	BD	TURBIDITY PLT LITE SCATR	HERR	64006	T	L
	2.	E-1 M	NA BR		1.2 X10 <sup>-3</sup> M					M	
1.	E-3 M	H BR		50	7. X10 <sup>-2</sup> D	BD	TURBIDITY PLT LITE SCATR	HERR	64006	T	L
	2.	E-1 M	NA BR		2.2 X10 <sup>-3</sup> M					M	
2 ENTRIES FOR COMPOUND											
COMPOUND NO = 294 MOL WGT -					366.5	HEXYL/OXYETHYLENE/6 ALCOHOL					
HOMOGENEOUS HEAD GROUP											
				20	7.4 X10 <sup>-2</sup> M	BC	SURFACE TENSION LOG PLOT	ELWO FLOR	64049	T	L
				20	7.5 X10 <sup>-2</sup> M	BE	SURFACE TENSION LOG PLOT	MULL METC	62015	T	L
				25	1.18 X10 <sup>-1</sup> M	BC	VAPR PRESURE LOWERING	CORK GOOD	64027	L	L
				30	6.5 X10 <sup>-2</sup> M	BC	SURFACE TENSION LOG PLOT	ELWO FLOR	64049	T	L
				40	5.2 X10 <sup>-2</sup> M	BC	SURFACE TENSION LOG PLOT	ELWO FLOR	64049	T	L
				45	7.8 X10 <sup>-2</sup> M	BC	VAPR PRESURE LOWERING	CORK GOOD	64027	L	L
6 ENTRIES FOR COMPOUND											
COMPOUND NO = 295 MOL WGT -					246.2	SODIUM NONYL 1-SULFATE					
				20	6.5 X10 <sup>-2</sup> M	BB	INTERFACIAL TENSION LOGM	V VO	60025	T	L
				21	1.66 X10 <sup>0</sup> D	BD	REFRACTIVE INDEX	HUIS	64047	T	L
					6.742X10 <sup>-2</sup> M					M	
				21	1.59 X10 <sup>0</sup> D	BB	TURBIDITY PLT LITE SCATR	HUIS	64047	T	3
					6.458X10 <sup>-2</sup> M					M	
				25	1.35 X10 <sup>0</sup> D	DB	REFRACTIVE INDEX	PRIN HERM	56011	T	L
					5.483X10 <sup>-2</sup> M					M	
				25	1.45 X10 <sup>0</sup> D	DB	TURBIDITY PLT LITE SCATR	PRIN HERM	56011	T	L
					5.889X10 <sup>-2</sup> M					M	

Concentration units: A—mol %; B—vol % solvent; C—mol % surfactant mixture; D—wt/vol %; E—% saturation; H—wt % solvent; I—mol % surfactant; K—normality

counterions; M—molar; N—normal; P—wt %; Q—wt % surfactant; R—varied; S—mol/kg; T—wt % surfactant mixture; U—mol/(l or kg); W—molar; Y—atm. Details on page 222.



*Complete Table of Critical Micelle Concentration Values—Continued*

Additives			Temp. °C	CMC	Qual. Mat. Meth.	Method	Authors	Reference	Source	Evaluation
1.	E-1 K	NA CL	20	4.3 X10-2 M	BB	INTERFACIAL TENSION LOGM	V VO	60025	T	L
3.	E-2 M	NA CL	21	1.30 X10 0 D 5.280X10-2 M	BB	TURBIDITY PLT LITE SCATR	HUIS	64047	T	3
1.	E-1 M	NA CL	21	1.00 X10 0 D 4.061X10-2 M	BB	TURBIDITY PLT LITE SCATR	HUIS	64047	T	3
1.	E-1 M	NA CL	21	1.05 X10 0 D 4.264X10-2 M	BD	REFRACTIVE INDEX	HUIS	64047	T	L
3.	E-1 M	NA CL	21	6.3 X10-1 D 2.55 X10-2 M	BB	TURBIDITY PLT LITE SCATR	HUIS	64047	T	3
7.5	E-2 M	NA CL	25	1.2 X10 0 D 4.87 X10-2 M	DC	TURBIDITY PLT LITE SCATR	PRIN HERM	56011	T	L
11 ENTRIES FOR COMPOUND										
COMPOUND NO = 296 MOL WGT - 168.2 POTASSIUM HEPTANOATE										
2.	E 0 I	K OH	25	7.5 X10-1 M	BG	UNSPEC SPCTR CHNG PNCN	KLEV	58011	T	L
1.	E-5 N	PINACYANOL CL (DYE)	25	8.0 X10-1 M	BG	VISUAL SPCTR CHNGE PNCN	SHIN	54005	G	L
2.5	E-5 N	PINACYANOL CL (DYE)	25	4.5 X10-1 M	DG	FOTOMTR SPCTR CHNGE PNCN	HERZ	52015	T	L
2.5	E-5 N	PINACYANOL CL (DYE)	25	6.70 X10-1 M	DG	VISUAL SPCTR CHNGE PNCN	HERZ	52015	T	L
2.5	E-5 N	PINACYANOL CL (DYE)	25	6.70 X10-1 M	DG	VISUAL SPCTR CHNGE PNCN	HERZ	52017	T	L
5.	E-5 N	PINACYANOL CL (DYE)	25	7.80 X10-1 M	DG	VISUAL SPCTR CHNGE PNCN	HERZ	52015	T	L
5.	E-5 N	PINACYANOL CL (DYE)	25	5.5 X10-1 M	DG	FOTOMTR SPCTR CHNGE PNCN	HERZ	52015	T	L
5.	E-5 N	PINACYANOL CL (DYE)	25	7.80 X10-1 M	DG	VISUAL SPCTR CHNGE PNCN	HERZ	52017	T	L
1.	E-4 N	PINACYANOL CL (DYE)	25	7.80 X10-1 M	DG	VISUAL SPCTR CHNGE PNCN	HERZ	52015	T	L
		0188	25			SEE CMPD NMBR IN ADDITV	SHIN	54003	X	
		0188	25			SEE CMPD NMBR IN ADDITV	SHIN	54005	X	
2.5	E-5 N	PINACYANOL CL (DYE)	25	6.62 X10-1 M	DG	VISUAL SPCTR CHNGE PNCN	HERZ	52017	T	L
	6.6 E-2 M	K CL								
2.5	E-5 N	PINACYANOL CL (DYE)	25	6.17 X10-1 M	DG	VISUAL SPCTR CHNGE PNCN	HERZ	52017	T	L
	1.54 E-1 M	K CL								
2.5	E-5 N	PINACYANOL FL (DYE)	25	5.77 X10-1 M	DG	VISUAL SPCTR CHNGE PNCN	HERZ	52017	T	L
	2.89 E-1 M	K CL								
2.5	E-5 N	PINACYANOL CL (DYE)	25	5.43 X10-1 M	DG	VISUAL SPCTR CHNGE PNCN	HERZ	52017	T	L
	4.07 E-1 M	K CL								
2.5	E-5 N	PINACYANOL CL (DYE)	25	5.22 X10-1 M	DG	VISUAL SPCTR CHNGE PNCN	HERZ	52017	T	L
	5.22 E-1 M	K CL								
2.5	E-5 N	PINACYANOL CL (DYE)	25	4.85 X10-1 M	DG	VISUAL SPCTR CHNGE PNCN	HERZ	52017	T	L
	7.28 E-1 M	K CL								
2.5	E-5 N	PINACYANOL CL (DYE)	25	4.30 X10-1 M	DG	VISUAL SPCTR CHNGE PNCN	HERZ	52017	T	L
	1.08 E 0 M	K CL								
2.5	E-5 N	PINACYANOL CL (DYE)	25	3.74 X10-1 M	DG	VISUAL SPCTR CHNGE PNCN	HERZ	52017	T	L
	1.50 E 0 M	K CL								
2.5	E-5 N	PINACYANOL CL (DYE)	25	3.35 X10-1 M	DG	VISUAL SPCTR CHNGE PNCN	HERZ	52017	T	L
	1.79 E 0 M	K CL								
2.5	E-5 N	PINACYANOL CL (DYE)	25	3.07 X10-1 M	DG	VISUAL SPCTR CHNGE PNCN	HERZ	52017	T	L
	2.00 E 0 M	K CL								
2.5	E-5 N	PINACYANOL CL (DYE)	25	2.85 X10-1 M	DG	VISUAL SPCTR CHNGE PNCN	HERZ	52017	T	L
	2.28 E 0 M	K CL								
2.5	E-5 N	PINACYANOL CL (DYE)	25	2.63 X10-1 M	DG	VISUAL SPCTR CHNGE PNCN	HERZ	52017	T	L
	2.45 E 0 M	K CL								
2.5	E-5 N	PINACYANOL CL (DYE)	25	2.47 X10-1 M	DG	VISUAL SPCTR CHNGE PNCN	HERZ	52017	T	L
	2.64 E 0 M	K CL								
2.5	E-5 N	PINACYANOL CL (DYE)	25	2.30 X10-1 M	DG	VISUAL SPCTR CHNGE PNCN	HERZ	52017	T	L
	2.76 E 0 M	K CL								
2.5	E-5 N	PINACYANOL CL (DYE)	25	2.18 X10-1 M	DG	VISUAL SPCTR CHNGE PNCN	HERZ	52017	T	L
	2.91 E 0 M	K CL								
5.	E-5 N	PINACYANOL CL (DYE)	25	7.28 X10-1 M	DG	VISUAL SPCTR CHNGE PNCN	HERZ	52017	T	L
	1.46 E-1 M	K CL								
5.	E-5 N	PINACYANOL CL (DYE)	25	6.91 X10-1 M	DG	VISUAL SPCTR CHNGE PNCN	HERZ	52017	T	L
	3.46 E-1 M	K CL								
5.	E-5 N	PINACYANOL CL (DYE)	25	6.33 X10-1 M	DG	VISUAL SPCTR CHNGE PNCN	HERZ	52017	T	L
	6.33 E-1 M	K CL								
5.	E-5 N	PINACYANOL CL (DYE)	25	5.42 X10-1 M	DG	VISUAL SPCTR CHNGE PNCN	HERZ	52017	T	L
	1.08 E 0 M	K CL								
5.	E-5 N	PINACYANOL CL (DYE)	25	4.30 X10-1 M	DG	VISUAL SPCTR CHNGE PNCN	HERZ	52017	T	L
	1.72 E 0 M	K CL								
5.	E-5 N	PINACYANOL CL (DYE)	25	3.40 X10-1 M	DG	VISUAL SPCTR CHNGE PNCN	HERZ	52017	T	L
	2.38 E 0 M	K CL								
5.	E-5 N	PINACYANOL CL (DYE)	25	2.80 X10-1 M	DG	VISUAL SPCTR CHNGE PNCN	HERZ	52017	T	L
	2.80 E 0 M	K CL								
1.07	E 1 C	0044	25	7.0 X10-1 M	BG	VISUAL SPCTR CHNGE PNCN	SHIN	54005	G	L
2.	E 0 I	K OH								
1.57	E 1 C	0044	25	6.6 X10-1 M	BG	VISUAL SPCTR CHNGE PNCN	SHIN	54005	G	L
2.	E 0 I	K OH								
2.50	E 1 C	0044	25	6.1 X10-1 M	BG	VISUAL SPCTR CHNGE PNCN	SHIN	54005	G	L
2.	E 0 I	K OH								

Concentration units: A—mol %; B—vol % solvent; C—mol % surfactant mixture; D—wt/vol %; E—% saturation; H—wt % solvent; I—mol % surfactant; K—normality

counterions; M—molar; N—normal; P—wt %; Q—wt % surfactant; R—varied; S—mol/kg; T—wt % surfactant mixture; U—mol/(l or kg); W—molal; Y—atm. Details on page 222.

# Complete Table of Critical Micelle Concentration Values—Continued

Additives	Temp. °C	CMC	Qual. Mat. Meth.	Method	Authors	Reference	Source	Evaluation
3.36 E 1 C 0044 2. E O I K OH	25	5.6 X10-1 M	BG	VISUAL SPCTR CHNGE PNCN	SHIN	54005	G L	
4.36 E 1 C 0044 2. E O I K OH	25	5.2 X10-1 M	BG	VISUAL SPCTR CHNGE PNCN	SHIN	54005	G L	
5.53 E 1 C 0044 2. E O I K OH	25	4.9 X10-1 M	BG	VISUAL SPCTR CHNGE PNCN	SHIN	54005	G L	
6.66 E 1 C 0044 2. E O I K OH	25	4.5 X10-1 M	BG	VISUAL SPCTR CHNGE PNCN	SHIN	54005	G L	
8.18 E 1 C 0044 2. E O I K OH	25	4.1 X10-1 M	BG	VISUAL SPCTR CHNGE PNCN	SHIN	54005	G L	
2.1 E O C 0090 2. E O I K OH	25	5.9 X10-1 M	BG	VISUAL SPCTR CHNGE PNCN	SHIN	54005	G L	
6.0 E O C 0090 2. E O I K OH	25	4.4 X10-1 M	BG	VISUAL SPCTR CHNGE PNCN	SHIN	54005	G L	
1.40 E 1 C 0090 2. E O I K OH	25	3.1 X10-1 M	BG	VISUAL SPCTR CHNGE PNCN	SHIN	54005	G L	
2.88 E 1 C 0090 2. E O I K OH	25	2.0 X10-1 M	BG	VISUAL SPCTR CHNGE PNCN	SHIN	54005	G L	
5.41 E 1 C 0090 2. E O I K OH	25	1.5 X10-1 M	BG	VISUAL SPCTR CHNGE PNCN	SHIN	54005	G L	
1.2 E O C 0091 2. E O I K OH	25	3.8 X10-1 M	BG	VISUAL SPCTR CHNGE PNCN	SHIN	54005	G L	
7.3 E O C 0091 2. E O I K OH	25	1.4 X10-1 M	BG	VISUAL SPCTR CHNGE PNCN	SHIN	54005	G L	
1.94 E 1 C 0091 2. E O I K OH	25	8.0 X10-2 M	BG	VISUAL SPCTR CHNGE PNCN	SHIN	54005	G L	
3.97 E 1 C 0091 2. E O I K OH	25	5.6 X10-2 M	BG	VISUAL SPCTR CHNGE PNCN	SHIN	54005	G L	
7.02 E 1 C 0091 2. E O I K OH	25	3.7 X10-2 M	BG	VISUAL SPCTR CHNGE PNCN	SHIN	54005	G L	
E O 0092 2. E O I K OH	25			GRAPH DATA NOT RETRIEVED	SHIN	54005		R
1.5 E O C 0092 2. E O I K OH	25	8.0 X10-2 M	BG	VISUAL SPCTR CHNGE PNCN	SHIN	54005	G L	
5.4 E O C 0092 2. E O I K OH	25	5.1 X10-2 M	BG	VISUAL SPCTR CHNGE PNCN	SHIN	54005	G L	
1.42 E 1 C 0092 2. E O I K OH	25	2.8 X10-2 M	BG	VISUAL SPCTR CHNGE PNCN	SHIN	54005	G L	
3.34 E 1 C 0092 2. E O I K OH	25	1.6 X10-2 M	BG	VISUAL SPCTR CHNGE PNCN	SHIN	54005	G L	
8. E-1 C 0297 2. E O I K OH	25	5.3 X10-1 M	BG	VISUAL SPCTR CHNGE PNCN	SHIN	54005	G L	
3.1 E O C 0297 2. E O I K OH	25	3.6 X10-1 M	BG	VISUAL SPCTR CHNGE PNCN	SHIN	54005	G L	
8.1 E O C 0297 2. E O I K OH	25	2.2 X10-1 M	BG	VISUAL SPCTR CHNGE PNCN	SHIN	54005	G L	
1.75 E 1 C 0297 2. E O I K OH	25	1.4 X10-1 M	BG	VISUAL SPCTR CHNGE PNCN	SHIN	54005	G L	
4.05 E 1 C 0297 2. E O I K OH	25	9.2 X10-2 M	BG	VISUAL SPCTR CHNGE PNCN	SHIN	54005	G L	
0188 62 ENTRIES FOR COMPOUND	25			SEE CMPD NMBR IN ADDITV	SHIN	54003		X

## COMPOUND NO = 297 MOL WGT - 224.4 POTASSIUM UNDECANOATE

4.8 E-3 M K CL	25	4.92 X10-2 M	DG	VISUAL SPCTR CHNGE PNCN	HERZ	52015	T L
1.44 E-2 M K CL	25	5.0 X10-2 M	BG	UNSPEC SPCTR CHNGE PNCN	KLEV	58011	T L
1.87 E-2 M K CL	25	4.92 X10-2 M	DG	VISUAL SPCTR CHNGE PNCN	HERZ	52017	T L
2.73 E-2 M K CL	25	4.78 X10-2 M	DG	VISUAL SPCTR CHNGE PNCN	HERZ	52017	T L
3.86 E-2 M K CL	25	4.56 X10-2 M	DG	VISUAL SPCTR CHNGE PNCN	HERZ	52017	T L
5.34 E-2 M K CL	25	4.37 X10-2 M	DG	VISUAL SPCTR CHNGE PNCN	HERZ	52017	T L
7.64 E-2 M K CL	25	4.09 X10-2 M	DG	VISUAL SPCTR CHNGE PNCN	HERZ	52017	T L
1.03 E-1 M K CL	25	3.86 X10-2 M	DG	VISUAL SPCTR CHNGE PNCN	HERZ	52017	T L
1.33 E-1 M K CL	25	2.94 X10-2 M	DG	VISUAL SPCTR CHNGE PNCN	HERZ	52017	T L
1.69 E-1 M K CL	25	2.66 X10-2 M	DG	VISUAL SPCTR CHNGE PNCN	HERZ	52017	T L
2.16 E-1 M K CL	25	2.42 X10-2 M	DG	VISUAL SPCTR CHNGE PNCN	HERZ	52017	T L
2.87 E-1 M K CL	25	2.16 X10-2 M	DG	VISUAL SPCTR CHNGE PNCN	HERZ	52017	T L
4.03 E-1 M K CL	25	1.91 X10-2 M	DG	VISUAL SPCTR CHNGE PNCN	HERZ	52017	T L
5.06 E-1 M K CL	25	1.61 X10-2 M	DG	VISUAL SPCTR CHNGE PNCN	HERZ	52017	T L
6.42 E-1 M K CL	25	1.45 X10-2 M	DG	VISUAL SPCTR CHNGE PNCN	HERZ	52017	T L
8.30 E-1 M K CL	25	1.28 X10-2 M	DG	VISUAL SPCTR CHNGE PNCN	HERZ	52017	T L
1.01 E O M K CL	25	1.11 X10-2 M	DG	VISUAL SPCTR CHNGE PNCN	HERZ	52017	T L
1.18 E O M K CL	25	1.01 X10-2 M	DG	VISUAL SPCTR CHNGE PNCN	HERZ	52017	T L
	25	9.4 X10-3 M	DG	VISUAL SPCTR CHNGE PNCN	HERZ	52017	T L

Concentration units: A—mol %; B—vol % solvent; C—mol % surfactant mixture; D—wt/vol %; E—% saturation; H—wt % solvent; I—mol % surfactant; K—normality

counterions; M—molar; N—normal; P—wt %; Q—wt % surfactant; R—varied; S—mol/kg; T—wt % surfactant mixture; U—mol/(l or kg); W—molal; Y—atm. Details on page 222.



*Complete Table of Critical Micelle Concentration Values—Continued*

Additives		Temp. °C	CMC	Qual. Mat. Meth.	Method	Authors	Reference	Source	Evaluation
1.35	E O M K CL	25	9.0 X10-3 M	DG	VISUAL SPCTR CHNGE PNCN	HERZ	52017	T L	
1.52	E O M K CL	25	8.7 X10-3 M	DG	VISUAL SPCTR CHNGE PNCN	HERZ	52017	T L	
1.70	E O M K CL	25	8.5 X10-3 M	DG	VISUAL SPCTR CHNGE PNCN	HERZ	52017	T L	
2.01	E O M K CL	25	8.1 X10-3 M	DG	VISUAL SPCTR CHNGE PNCN	HERZ	52017	T L	
2.22	E O M K CL	25	7.4 X10-3 M	DG	VISUAL SPCTR CHNGE PNCN	HERZ	52017	T L	
2.	E O I K OH	25	4.9 X10-2 M	BG	VISUAL SPCTR CHNGE PNCN	SHIN	54005	G L	
	0044	25			SEE CMPD NMBR IN ADDITV	SHIN	54005	X	
	0090	25			SEE CMPD NMBR IN ADDITV	SHIN	54005	X	
	0188	25			SEE CMPD NMBR IN ADDITV	SHIN	54005	X	
4.9	E O C 0091	25	4.5 X10-2 M	BG	VISUAL SPCTR CHNGE PNCN	SHIN	54003	G L	
2.	E O I K OH								
1.93	E I C 0091	25	4.0 X10-2 M	BG	VISUAL SPCTR CHNGE PNCN	SHIN	54003	G L	
2.	E O I K OH								
2.76	E I C 0091	25	3.8 X10-2 M	BG	VISUAL SPCTR CHNGE PNCN	SHIN	54003	G L	
2.	E O I K OH								
3.38	E I C 0091	25	3.6 X10-2 M	BG	VISUAL SPCTR CHNGE PNCN	SHIN	54003	GL L	
2.	E O I K OH								
4.63	E I C 0091	25	3.4 X10-2 M	BG	VISUAL SPCTR CHNGE PNCN	SHIN	54003	G L	
2.	E O I K OH								
5.76	E I C 0091	25	3.2 X10-2 M	BG	VISUAL SPCTR CHNGE PNCN	SHIN	54003	G L	
2.	E O I K OH								
6.99	E I C 0091	25	3.0 X10-2 M	BG	VISUAL SPCTR CHNGE PNCN	SHIN	54003	G L	
2.	E O I K OH								
8.38	E I C 0091	25	2.9 X10-2 M	BG	VISUAL SPCTR CHNGE PNCN	SHIN	54003	G L	
2.	E O I K OH								
	0296	25			SEE CMPD NMBR IN ADDITV	SHIN	54005	X	
2.	E O I K OH								
	0090	25			SEE CMPD NMBR IN ADDITV	SHIN	54003	X	
40 ENTRIES FOR COMPOUND									
COMPOUND NO = 298 MOL WGT - 250.3 SODIUM TETRADECANOATE									
			32001		VALUES FRM REF IN CMC	EKWA	40003	R	
21	6. X10-3 M	DD			EQUIV CONDUCTNCE GRAPH	EKWA	27001	L L	
21	6. X10-3 M	DE			PH OR HYDROLYSIS	EKWA	27001	L L	
25	6.9 X10-3 M	DB			SPECFC CONDUCTNCE GRAPH	CAMP LAKS	65024	T 3	
25	6.9 X10-3 M	DG			SURFACE TENSION MINIMUM	CAMP LAKS	65024	T L	
35	7. X10-3 M	DD			EQUIV CONDUCTNCE GRAPH	EKWA	32001	K L	
35	6.95 X10-3 M	DB			SPECFC CONDUCTNCE GRAPH	CAMP LAKS	65024	T 3	
48	7. X10-3 M	DD			EQUIV CONDUCTNCE GRAPH	EKWA	32001	K L	
50	7.5 X10-3 M	HB			SPECFC CONDUCTNCE GRAPH	MARO ELDE	54006	T L	
50	7.1 X10-3 M	DG			SURFACE TENSION MINIMUM	CAMP LAKS	65024	T L	
58	7. X10-3 M	DD			EQUIV CONDUCTNCE GRAPH	EKWA	32001	K L	
60	1.00 X10-2 M	DC			PH OR HYDROLYSIS	STAU	39006	G L	
65	7. X10-3 M	DD			EQUIV CONDUCTNCE GRAPH	EKWA	32001	K L	
80	9. X10-3 M	DD			EQUIV CONDUCTNCE GRAPH	EKWA	32001	K L	
UNK	2.1 X10-1 D	XG			VISUAL SPCTR CHNGE PNCN	DEMC	61031	T L	
	8.38 X10-3 M							M	
1.	E-1 H NA OH	70	2.9 X10-3 M	CC	SURFACE TENSION LOG PLOT	POWN ADDI	38006	T L	
1.	E-1 H NA OH	70	2.9 X10-3 M	CC	INTERFACIAL TENSION LOGM	POWN ADDI	38006	T L	
1.1	E 1 PH OF SOLUTION	40	4.4 X10-3 M	BD	SPECFC CONDUCTNCE GRAPH	MARK TSIK	64051	T L	
1.1	E 1 PH OF SOLUTION	50	4.4 X10-3 M	BD	SPECFC CONDUCTNCE GRAPH	MARK TSIK	64051	T L	
1.1	E 1 PH OF SOLUTION	60	4.4 X10-3 M	BD	SPECFC CONDUCTNCE GRAPH	MARK TSIK	64051	T L	
1.1	E 1 PH OF SOLUTION	90	4.4 X10-3 M	BD	SPECFC CONDUCTNCE GRAPH	MARK TSIK	64051	T L	
21 ENTRIES FOR COMPOUND									
COMPOUND NO = 299 MOL WGT - 194.2 SODIUM DECANOATE									
			41003		VALUES FRM REF IN CMC	EKWA	40003	R	
20	1.0 X10-1 M	XG			VISCOSITY MINIMUM	SATA TYUZ	53006	T L	
20	1.24 X10-1 M	DE			VISCOSITY	HESS PHIL	39009	T L	
20	9.5 X10-2 M	DE			PH OR HYDROLYSIS	EKWA	41003	T L	
20	9.7 X10-2 M	DC			EQUIV CONDUCTNCE GRAPH	EKWA	41003	T L	
25	9.40 X10-2 M	DB			SPECFC CONDUCTNCE GRAPH	CAMP LAKS	65024	T 3	
25	9.55 X10-2 M	DB			SURFACE TENSION LOG PLOT	CAMP LAKS	65024	T L	
30	1.06 X10-1 M	DB			FOTOMTR SOLUBLZTN PDMA	KOLT STRI	48016	T L	
30	1.1 X10-1 M	DD			FOTOMTR SOLUBLZTN PDMA	KOLT JOHN	46006	T L	
35	9.80 X10-2 M	DB			SPECFC CONDUCTNCE GRAPH	CAMP LAKS	65024	T 3	
50	1.05 X10-1 M	DB			FOTOMTR SOLUBLZTN PDMA	KOLT STRI	48016	T L	
50	1.05 X10-1 M	DB			FOTOMTR SOLUBLZTN PDMA	KOLT JOHN	46006	T L	
50	1.060X10-1 M	DB			SURFACE TENSION LOG PLOT	CAMP LAKS	65024	T L	
UNK	1.0 X10-1 M	DE			ELECTROMOTIVE FORCE	CARR JOHN	47013	T L	
UNK	1.05 X10-1 M	DB			FOTOMTR SOLUBLZTN PDMA	CARR JOHN	47013	T L	
UNK	2.00 X10 0	XG			VISUAL SPCTR CHNGE PNCN	DEMC	61031	T L	
	1.029X10-1 M							M	

Concentration units: A—mol %; B—vol % solvent; C—mol % surfactant mixture; counterions; M—molar; N—normal; P—wt %; Q—wt % surfactant; R—varied; S—mol/kg; D—wt/vol %; E—% saturation; H—wt % solvent; I—mol % surfactant; K—normality; T—wt % surfactant mixture; U—mol/(l or kg); W—molar; Y—atm. Details on page 222.

*Complete Table of Critical Micelle Concentration Values—Continued*

Additives			Temp. °C	CMC	Qual. Mat. Meth.	Method	Authors	Reference	Source	Evaluation
1.1	E 1	PH OF SOLUTION	5	1.03 X10-1 M	BC	SPECFC CONDUCTNCE GRAPH	MARK TSIK	64051	T	L
1.1	E 1	PH OF SOLUTION	20	1.03 X10-1 M	BC	SPECFC CONDUCTNCE GRAPH	MARK TSIK	64051	T	L
1.1	E 1	PH OF SOLUTION	60	1.03 X10-1 M	BC	SPECFC CONDUCTNCE GRAPH	MARK TSIK	64051	T	L
1.1	E 1	PH OF SOLUTION	90	1.03 X10-1 M	BC	SPECFC CONDUCTNCE GRAPH	MARK TSIK	64051	T	L
20 ENTRIES FOR COMPOUND										
COMPOUND NO = 300 MOL WGT -			278.4	SODIUM HEXADECANOATE						
			42004			VALUES FRM REF IN CMC	EKWA	40003		R
			50	2.1 X10-3 M	HC	SPECFC CONDUCTNCE GRAPH	MARO ELDE	54006	T	L
			52	3.2 X10-3 M	DD	EQUIV CONDUCTNCE GRAPH	EKWA	42004	K	L
			58	3.3 X10-3 M	DD	EQUIV CONDUCTNCE GRAPH	EKWA	42004	K	L
			60	3.0 X10-3 M	DC	PH OR HYDROLYSIS	STAU	39006	G	L
			60	2.5 X10-3 M	DC	PH OR HYDROLYSIS	STAU	39006	K	L
			60	4. X10-4 M	DE	FOTOMTR SOLUBLZTN OROT		48024	T	L
			67	3.3 X10-3 M	DD	EQUIV CONDUCTNCE GRAPH	EKWA	42004	K	L
			UNK	9. X10-2 D	XG	VISUAL SPCTR CHNGE PNCN	DEMC	61031	T	L
				3.2 X10-3 M						M
1.	E-1 H	NA OH	70	3.9 X10-4 M	CC	SURFACE TENSION LOG PLOT	POWN ADDI	38006	K	L
1.	E-1 H	NA OH	70	6.5 X10-4 M	CC	INTERFACIAL TENSION LOGM	POWN ADDI	38006	K	L
11 ENTRIES FOR COMPOUND										
COMPOUND NO = 301 MOL WGT -			348.4	SODIUM 3-N-DODECYL BENZENE SULFONATE						
			25	1.46 X10-3 M	FA	SPECFC CONDUCTNCE GRAPH	LUJDL	56005	T	3
			30	1.46 X10-3 M	FA	SPECFC CONDUCTNCE GRAPH	LUJDL	56005	T	L
2 ENTRIES FOR COMPOUND										
COMPOUND NO = 302 MOL WGT -			348.4	SODIUM 4-N-DODECYL BENZENE SULFONATE						
			25	1.59 X10-3 M	FA	SPECFC CONDUCTNCE GRAPH	LUJDL	56005	T	3
			30	1.59 X10-3 M	FA	SPECFC CONDUCTNCE GRAPH	LUJDL	56005	T	L
2 ENTRIES FOR COMPOUND										
COMPOUND NO = 303 MOL WGT -			245.4	DI-ISOPROPYLAMMONIUM CAPRYLATE						
			0	4.3 X10-1 M	DC	FREEZING POINT	GONI	46019	K	L
1 ENTRIES FOR COMPOUND										
COMPOUND NO = 304 MOL WGT -			352.6	CATOL 607 (N-/LAURYL-COLAMINO-FORMYL-METHYL/-PYRIDINIUM CHLORIDE)						
			0	4.8 X10-3 W	DC	FREEZING POINT	MCBA BRAD	43006	P	L
1 ENTRIES FOR COMPOUND										
COMPOUND NO = 305 MOL WGT -			320.6	POTASSIUM OLEATE/ CIS-9-OCTADECENOATE/						
			25	8. X10-4 M	XE	REFRACTIVE INDEX	KLEV	53010	T	L
			25	9.5 X10-4 M	XG	VISUAL SPCTR CHNGE	KLEV	53010	T	L
			25.8	1.0 X10-3 M	DG	FOTOMTR SPCTR CHNGE PNCN	CORR KLEV	46010	T	L
			30	6. X10-4 M	DE	FOTOMTR SOLUBLZTN PDMAB	KOLT STRI	48016	T	L
			30	48016		VALUES FRM REF IN CMC	KOLT STRI	49005		R
			50	1.2 X10-3 M	XE	REFRACTIVE INDEX	KLEV	53010	T	L
			50	1.3 X10-3 M	XG	VISUAL SPCTR CHNGE	KLEV	53010	T	L
			50	1.1 X10-3 M	DD	FOTOMTR SOLUBLZTN PDMAB	KOLT STRI	48016	T	L
8 ENTRIES FOR COMPOUND										
COMPOUND NO = 306 MOL WGT -			496.9	DECYL TRIMETHYLAMMONIUM SULFATE						
			UNK	5.03 X10-2 M	BC	METHOD NOT CITED	WASI HUBB	64043	T	L
1 ENTRIES FOR COMPOUND										
COMPOUND NO = 307 MOL WGT -			553.0	DODECYL TRIMETHYLAMMONIUM SULFATE						
			25	1.64 X10-2 N	BA	EQUIV CONDUCTNCE GRAPH	VOEK TART	55006	T	L
			UNK	9.3 X10-3 M	BC	METHOD NOT CITED	WASI HUBB	64043	T	L
			UNK			QUESTIONABLE CRITERION	WASI HUBB	64043		R
E 0		NA2 SO4								
3 ENTRIES FOR COMPOUND										
COMPOUND NO = 308 MOL WGT -			609.1	TETRADECYL TRIMETHYLAMMONIUM SULFATE						
			UNK	1.5 X10-3 M	BD	METHOD NOT CITED	WASI HUBB	64043	T	L
6.7	E-3 M	LA2 (SO4)3	UNK	8.7 X10-4 M	BC	METHOD NOT CITED	WASI HUBB	64043	T	L
2.	E-2 M	MG SO4	UNK	8.9 X10-4 M	BC	METHOD NOT CITED	WASI HUBB	64043	T	L
	E 0	NA2 SO4	UNK			QUESTIONABLE CRITERION	WASI HUBB	64043		R
4 ENTRIES FOR COMPOUND										

Concentration units: A—mol %; B—vol % solvent; C—mol % surfactant mixture; D—wt/vol %; E—% saturation; H—wt % solvent; I—mol % surfactant; K—normality

counterions; M—molar; N—normal; P—wt %; Q—wt % surfactant; R—varied; S—mol/kg; T—wt % surfactant mixture; U—mol/(l or kg); W—molal; Y—atm. Details on page 222.



## Complete Table of Critical Micelle Concentration Values—Continued

Additives	Temp. °C	CMC	Qual. Mat. Meth.	Method	Authors	Reference	Source	Evaluation
COMPOUND NO = 309 MOL WGT - E 0 NA2 SO4 1 ENTRIES FOR COMPOUND	665.2 UNK	HEXADECYL TRIMETHYLAMMONIUM SULFATE		QUESTIONABLE CRITERION	WASI HUBB	64043		R
COMPOUND NO = 310 MOL WGT - NATURAL DISTRIBUTION OF HEAD GROUPS	627.0	DODECYL/OXYETHYLENE/10 ALCOHOL						
	25	1.25 X10-2 P	HD	SURFACE TENSION LOG PLOT	KOMO BEIS	66022	T	L
	25	7. X10-3 D	HD	FOTOMTR SOLUBLZTN OROT	GINN KINN	61015	T	L
	75	4. X10-3 D	HE	METHOD NOT CITED	GINN HARR	61014	T	L
3 ENTRIES FOR COMPOUND								
COMPOUND NO = 311 MOL WGT --	274.3	SODIUM UNDECYL 1-SULFATE						
	21	4.4 X10-1 D	BB	TURBIDITY PLT LITE SCATR	HUIS	64047	T	3
		1.60 X10-2 M						M
	21	3.9 X10-1 D	BB	SURFACE TENSION LOG PLOT	HUIS	64047	T	L
		1.42 X10-2 M						M
1. E-2 M NA CL	21	3.3 X10-1 D	BB	SURFACE TENSION LOG PLOT	HUIS	64047	T	L
		1.20 X10-2 M						M
3. E-2 M NA CL	21	2.55 X10-1 D	BB	SURFACE TENSION LOG PLOT	HUIS	64047	T	L
		9.296X10-3 M						M
3. E-2 M NA CL	21	2.65 X10-1 D	BB	TURBIDITY PLT LITE SCATR	HUIS	64047	T	3
		9.660X10-3 M						M
1. E-1 M NA CL	21	1.55 X10-1 D	BB	SURFACE TENSION LOG PLOT	HUIS	64047	T	L
		5.650X10-3 M						M
1. E-1 M NA CL	21	1.49 X10-1 D	BB	TURBIDITY PLT LITE SCATR	HUIS	64047	T	3
		5.432X10-3 M						M
3. E-1 M NA CL	21	9.5 X10-2 D	BC	SURFACE TENSION LOG PLOT	HUIS	64047	T	L
		3.46 X10-3 M						M
3. E-1 M NA CL	21	8.5 X10-2 D	BC	TURBIDITY PLT LITE SCATR	HUIS	64047	T	3
		3.09 X10-3 M						M
9 ENTRIES FOR COMPOUND								
COMPOUND NO = 312 MOL WGT -	420.7	TRIDECYL/OXYETHYLENE/5 ALCOHOL						
BRANCHED CHAIN, REDUCED OE DISTRIBUTION								
	25.0	1.00 X10-4 M	EC	SURFACE TENSION LOG PLOT	SCHI	62019	T	L
	55.0	6.0 X10-5 M	EC	SURFACE TENSION LOG PLOT	SCHI	62019	T	L
2 ENTRIES FOR COMPOUND								
COMPOUND NO = 313 MOL WGT -	619.0	TRIDECYL/OXYETHYLENE/9.5 ALCOHOL						
BRANCHED CHAIN, REDUCED OE DISTRIBUTION								
	25.0	1.20 X10-4 M	EC	SURFACE TENSION LOG PLOT	SCHI	62019	T	L
	55.0	8.0 X10-5 M	EC	SURFACE TENSION LOG PLOT	SCHI	62019	T	L
2 ENTRIES FOR COMPOUND								
COMPOUND NO = 314 MOL WGT -	817.2	TRIDECYL/OXYETHYLENE/14 ALCOHOL						
BRANCHED CHAIN, REDUCED OE DISTRIBUTION								
	25.0	1.35 X10-4 M	EC	SURFACE TENSION LOG PLOT	SCHI	62019	T	L
	55.0	8.0 X10-5 M	EC	SURFACE TENSION LOG PLOT	SCHI	62019	T	L
2 ENTRIES FOR COMPOUND								
COMPOUND NO = 315 MOL WGT -	1,081.6	TRIDECYL/OXYETHYLENE/20 ALCOHOL						
BRANCHED CHAIN, REDUCED OE DISTRIBUTION								
	25.0	1.50 X10-4 M	EC	SURFACE TENSION LOG PLOT	SCHI	62019	T	L
	55.0	9.0 X10-5 M	EC	SURFACE TENSION LOG PLOT	SCHI	62019	T	L
2 ENTRIES FOR COMPOUND								
COMPOUND NO = 316 MOL WGT -	1,522.2	TRIDECYL/OXYETHYLENE/30 ALCOHOL						
BRANCHED CHAIN, REDUCED OE DISTRIBUTION								
	25.0	2.00 X10-4 M	EC	SURFACE TENSION LOG PLOT	SCHI	62019	T	L
	55.0	1.00 X10-4 M	EC	SURFACE TENSION LOG PLOT	SCHI	62019	T	L
2 ENTRIES FOR COMPOUND								

Concentration units: A—mol %; B—vol % solvent; C—mol % surfactant mixture; D—wt/vol %; E—% saturation; H—wt % solvent; I—mol % surfactant; K—normality

counterions; M—molar; N—normal; P—wt %; Q—wt % surfactant; R—varied; S—mol/kg; T—wt % surfactant mixture; U—mol/l or kg; W—molar; Y—atm. Details on page 222.

*Complete Table of Critical Micelle Concentration Values—Continued*

Additives	Temp. °C	CMC	Qual. Mat. Meth.	Method	Authors	Reference	Source	Evaluation
COMPOUND NO = 317 MOL WGT - 647.0 T-OCTYL BENZENE/OXYETHYLENE/10 ALCOHOL								
REDUCED POLYDISPERSITY OF HEAD GROUPS								
	25.0	1.00 X10-4 M	EC	SURFACE TENSION LOG PLOT	SCHI	62019	T	L
	55.0	6.0 X10-5 M	EC	SURFACE TENSION LOG PLOT	SCHI	62019	T	L
2 ENTRIES FOR COMPOUND								
COMPOUND NO = 318 MOL WGT - 1,087.6 T-OCTYL BENZENE/OXYETHYLENE/20 ALCOHOL								
REDUCED POLYDISPERSITY OF HEAD GROUPS								
	25.0	1.30 X10-4 M	EC	SURFACE TENSION LOG PLOT	SCHI	62019	T	L
	55.0	7.0 X10-5 M	EC	SURFACE TENSION LOG PLOT	SCHI	62019	T	L
2 ENTRIES FOR COMPOUND								
COMPOUND NO = 319 MOL WGT - 1,528.2 T-OCTYL BENZENE/OXYETHYLENE/30 ALCOHOL								
REDUCED POLYDISPERSITY OF HEAD GROUPS								
	25.0	1.60 X10-4 M	EC	SURFACE TENSION LOG PLOT	SCHI	62019	T	L
	55.0	9.0 X10-5 M	EC	SURFACE TENSION LOG PLOT	SCHI	62019	T	L
2 ENTRIES FOR COMPOUND								
COMPOUND NO = 320 MOL WGT - 661.0 NONYL BENZENE/OXYETHYLENE/10 ALCOHOL								
BRANCHED CHAIN, REDUCED OE DISTRIBUTION								
		62019		VALUES FRM REF IN CMC	SCHI GILB	65011		R
		62019		VALUES FRM REF IN CMC	SCHI ATLA	62020		R
	25.0	7.5 X10-5 M	EC	SURFACE TENSION LOG PLOT	SCHI	62019	T	L
	55.0	4.0 X10-5 M	EC	SURFACE TENSION LOG PLOT	SCHI	62019	T	L
1.5 E O M DIOXANE	25.0	1.00 X10-4 M	EC	SURFACE TENSION LOG PLOT	SCHI GILB	65011	T	L
3.0 E O M DIOXANE	25.0	1.80 X10-4 M	EC	SURFACE TENSION LOG PLOT	SCHI GILB	65011	T	L
3. E O M UREA	25.0	1.00 X10-4 M	EC	SURFACE TENSION LOG PLOT	SCHI GILB	65011	T	L
6. E O M UREA	25.0	2.40 X10-4 M	EC	SURFACE TENSION LOG PLOT	SCHI GILB	65011	T	L
3. E O M GUANIDINIUM CL	25.0	1.40 X10-4 M	EC	SURFACE TENSION LOG PLOT	SCHI GILB	65011	T	L
4.6 E O PH OF SOLUTION								
5. E O M GUANIDINIUM CL	25.0	2.50 X10-4 M	EC	SURFACE TENSION LOG PLOT	SCHI GILB	65011	T	L
4.6 E O PH OF SOLUTION								
E O H CL	25.0	7.5 X10-5 M	EC	SURFACE TENSION LOG PLOT	SCHI GILB	65011	T	L
4.6 E O PH OF SOLUTION								
11 ENTRIES FOR COMPOUND								
COMPOUND NO = 321 MOL WGT - 881.3 NONYL BENZENE/OXYETHYLENE/15 ALCOHOL								
BRANCHED CHAIN, REDUCED OE DISTRIBUTION								
		62019		VALUES FRM REF IN CMC	SCHI ATLA	62020		R
	25.0	1.10 X10-4 M	EC	SURFACE TENSION LOG PLOT	SCHI	62019	T	L
	55.0	4.5 X10-5 M	EC	SURFACE TENSION LOG PLOT	SCHI	62019	T	L
8.6 E-1 N BA CL2	25.0	5.0 X10-5 M	EC	SURFACE TENSION LOG PLOT	SCHI	62019	T	L
8.6 E-1 N CA CL2	25.0	5.7 X10-5 M	EC	SURFACE TENSION LOG PLOT	SCHI	62019	T	L
8.6 E-1 N CA N03	25.0	7.6 X10-5 M	EC	SURFACE TENSION LOG PLOT	SCHI	62019	T	L
8.6 E-1 M H CL	25.0	1.50 X10-4 M	EC	SURFACE TENSION LOG PLOT	SCHI	62019	T	L
8.6 E-1 M K CL	25.0	5.0 X10-5 M	EC	SURFACE TENSION LOG PLOT	SCHI	62019	T	L
8.6 E-1 M K N03	25.0	5.5 X10-5 M	EC	SURFACE TENSION LOG PLOT	SCHI	62019	T	L
8.6 E-1 M LI CL	25.0	6.5 X10-5 M	EC	SURFACE TENSION LOG PLOT	SCHI	62019	T	L
8.6 E-1 M LI N03	25.0	8.7 X10-5 M	EC	SURFACE TENSION LOG PLOT	SCHI	62019	T	L
8.6 E-1 M MG CL2	25.0	5.3 X10-5 M	EC	SURFACE TENSION LOG PLOT	SCHI	62019	T	L
8.6 E-1 N MG (N03)2	25.0	7.6 X10-5 M	EC	SURFACE TENSION LOG PLOT	SCHI	62019	T	L
8.6 E-1 M NA BR	25.0	8.0 X10-5 M	EC	SURFACE TENSION LOG PLOT	SCHI	62019	T	L
8.6 E-1 M NA BR03	25.0	5.2 X10-5 M	EC	SURFACE TENSION LOG PLOT	SCHI	62019	T	L
8.6 E-1 N NA CITRATE	25.0	2.5 X10-5 M	ED	SURFACE TENSION LOG PLOT	SCHI	62019	T	L
4.3 E-1 M NA CL	25.0	6.5 X10-5 M	EC	SURFACE TENSION LOG PLOT	SCHI	62019	L	L
8.6 E-1 M NA CL	25.0	5.5 X10-5 M	EC	SURFACE TENSION LOG PLOT	SCHI	62019	T	L
1.29 E O M NA CL	25.0	4.5 X10-5 M	EC	SURFACE TENSION LOG PLOT	SCHI	62019	L	L
8.6 E-1 M NA F	25.0	3.2 X10-5 M	EC	SURFACE TENSION LOG PLOT	SCHI	62019	T	L
8.6 E-1 M NA I	25.0	8.3 X10-5 M	EC	SURFACE TENSION LOG PLOT	SCHI	62019	T	L
8.6 E-1 M NA N03	25.0	8.0 X10-5 M	EC	SURFACE TENSION LOG PLOT	SCHI	62019	T	L
8.6 E-1 M NA OH	25.0	8.0 X10-5 M	EC	SURFACE TENSION LOG PLOT	SCHI	62019	T	L
8.6 E-1 N NA2 S04	25.0	2.3 X10-5 M	ED	SURFACE TENSION LOG PLOT	SCHI	62019	T	L
8.6 E-1 M NA CNS	25.0	8.5 X10-5 M	EC	SURFACE TENSION LOG PLOT	SCHI	62019	T	L
8.6 E-1 N SR CL2	25.0	5.0 X10-5 M	EC	SURFACE TENSION LOG PLOT	SCHI	62019	T	L
8.6 E-1 M (CH3)4 N CL	25.0	4.5 X10-5 M	EC	SURFACE TENSION LOG PLOT	SCHI	62019	T	L
5. E-1 M UREA	25.0	9.0 X10-5 M	EC	SURFACE TENSION LOG PLOT	SCHI ATLA	62020	T	L
8.6 E-1 N NA2 S04	25.0	4.2 X10-5 M	EC	SURFACE TENSION LOG PLOT	SCHI	62019	T	L
4.3 E-1 M NA CNS								
29 ENTRIES FOR COMPOUND								

Concentration units: A—mol %; B—vol % solvent; C—mol % surfactant mixture; D—wt/vol %; E—% saturation; H—wt % solvent; I—mol % surfactant; K—normality

counterions; M—molar; N—normal; P—wt %; Q—wt % surfactant; R—varied; S—mol/kg; T—wt % surfactant mixture; U—mol/(l or kg); W—molal; Y—atm. Details on page 222.



*Complete Table of Critical Micelle Concentration Values—Continued*

Additives			Temp. °C	CMC	Qual. Mat. Meth.	Method	Authors	Reference	Source	Evaluation
COMPOUND NO = 322 MOL WGT - 1.101.6 NONYL BENZENE/OXYETHYLENE/20 ALCOHOL										
BRANCHED CHAIN, REDUCED OE DISTRIBUTION										
				62019		VALUES FRM REF IN CMC	SCHI GILB	65011		R
				62019		VALUES FRM REF IN CMC	SCHI ATLA	62020		R
			25.0	1.40 X10-4 M	EC	SURFACE TENSION LOG PLOT	SCHI	62019	T	L
			55.0	6.0 X10-5 M	EC	SURFACE TENSION LOG PLOT	SCHI	62019	T	L
1.5	E O M	DIOXANE	25.0	2.40 X10-4 M	EC	SURFACE TENSION LOG PLOT	SCHI GILB	65011	T	L
3.0	E O M	DIOXANE	25.0	3.90 X10-4 M	EC	SURFACE TENSION LOG PLOT	SCHI GILB	65011	T	L
3.	E O M	UREA	25.0	1.80 X10-4 M	EC	SURFACE TENSION LOG PLOT	SCHI GILB	65011	T	L
6.	E O M	UREA	25.0	4.75 X10-4 M	EC	SURFACE TENSION LOG PLOT	SCHI GILB	65011	T	L
3.	E O M	GUANIDINIUM CL	25.0	1.80 X10-4 M	EC	SURFACE TENSION LOG PLOT	SCHI GILB	65011	T	L
	4.6 E O	PH OF SOLUTION								
5.	E O M	GUANIDINIUM CL	25.0	5.60 X10-4 M	EC	SURFACE TENSION LOG PLOT	SCHI GILB	65011	T	L
	4.6 E O	PH OF SOLUTION								
	E O	H CL	25.0	1.40 X10-4 M	EC	SURFACE TENSION LOG PLOT	SCHI GILB	65011	T	L
	4.6 E O	PH OF SOLUTION								
11 ENTRIES FOR COMPOUND										
COMPOUND NO = 323 MOL WGT - 1.542.2 NONYL BENZENE/OXYETHYLENE/30 ALCOHOL										
BRANCHED CHAIN, REDUCED OE DISTRIBUTION										
				62019		VALUES FRM REF IN CMC	SCHI GILB	65011		R
				62019		VALUES FRM REF IN CMC	SCHI ATLA	62020		R
			25.0	1.85 X10-4 M	EC	SURFACE TENSION LOG PLOT	SCHI	62019	T	L
			55.0	8.0 X10-5 M	EC	SURFACE TENSION LOG PLOT	SCHI	62019	T	L
1.5	E O M	DIOXANE	25.0	2.60 X10-4 M	EC	SURFACE TENSION LOG PLOT	SCHI GILB	65011	T	L
3.0	E O M	DIOXANE	25.0	5.70 X10-4 M	EC	SURFACE TENSION LOG PLOT	SCHI GILB	65011	T	L
3.	E O M	UREA	25.0	3.50 X10-4 M	EC	SURFACE TENSION LOG PLOT	SCHI GILB	65011	T	L
6.	E O M	UREA	25.0	7.40 X10-4 M	EC	SURFACE TENSION LOG PLOT	SCHI GILB	65011	T	L
3.	E O M	GUANIDINIUM CL	25.0	4.25 X10-4 M	EC	SURFACE TENSION LOG PLOT	SCHI GILB	65011	T	L
	4.6 E O	PH OF SOLUTION								
5.	E O M	GUANIDINIUM CL	25.0	9.60 X10-4 M	EC	SURFACE TENSION LOG PLOT	SCHI GILB	65011	T	L
	4.6 E O	PH OF SOLUTION								
	E O	H CL	25.0	1.85 X10-4 M	EC	SURFACE TENSION LOG PLOT	SCHI GILB	65011	T	L
	4.6 E O	PH OF SOLUTION								
11 ENTRIES FOR COMPOUND										
COMPOUND NO = 324 MOL WGT - 2.423.4 NONYL BENZENE/OXYETHYLENE/50 ALCOHOL										
BRANCHED CHAIN, REDUCED OE DISTRIBUTION										
				62019		VALUES FRM REF IN CMC	SCHI ATLA	62020		R
			25.0	2.80 X10-4 M	EC	SURFACE TENSION LOG PLOT	SCHI	62019	T	L
			55.0	1.50 X10-4 M	EC	SURFACE TENSION LOG PLOT	SCHI	62019	T	L
8.6	E-1 M	LI CL	25.0	2.00 X10-4 M	EC	SURFACE TENSION LOG PLOT	SCHI	62019	T	L
4.3	E-1 M	NA CL	25.0	2.00 X10-4 M	EC	SURFACE TENSION LOG PLOT	SCHI	62019	T	L
8.6	E-1 M	NA CL	25.0	1.50 X10-4 M	EC	SURFACE TENSION LOG PLOT	SCHI	62019	T	L
1.29	E O M	NA CL	25.0	1.00 X10-4 M	EC	SURFACE TENSION LOG PLOT	SCHI	62019	T	L
8.6	E-1 N	NA2 S04	25.0	7. X10-6 M	EE	SURFACE TENSION LOG PLOT	SCHI	62019	T	L
8.6	E-1 M	NA CNS	25.0	2.25 X10-4 M	EC	SURFACE TENSION LOG PLOT	SCHI	62019	T	L
8.6	E-1 M	(CH3)4 N CL	25.0	1.00 X10-4 M	EC	SURFACE TENSION LOG PLOT	SCHI	62019	T	L
10 ENTRIES FOR COMPOUND										
COMPOUND NO = 325 MOL WGT - 362.6 DODECYL/OXYETHYLENE/4 ALCOHOL										
REDUCED POLYDISPERSITY OF HEAD GROUPS										
			05.0	7.8 X10-5 M	EC	SURFACE TENSION LOG PLOT	SCHI MANN	66001	L	L
			25	4.0 X10-5 M	EC	SURFACE TENSION LOG PLOT	SCHI	66025	L	L
			25.0	4.0 X10-5 M	EC	SURFACE TENSION LOG PLOT	SCHI	62019	T	L
			25.0	4.0 X10-5 M	EC	SURFACE TENSION LOG PLOT	SCHI MANN	66001	L	L
			45.0	2.2 X10-5 M	ED	SURFACE TENSION LOG PLOT	SCHI MANN	66001	L	L
			55.0	1.7 X10-5 M	ED	SURFACE TENSION LOG PLOT	SCHI	62019	T	L
2.5	E 1 I	0001	05.0	1.1 X10-4 M	ED	SURFACE TENSION LOG PLOT	SCHI MANN	66001	L	L
5.0	E 1 I	0001	05.0	1.8 X10-4 M	ED	SURFACE TENSION LOG PLOT	SCHI MANN	66001	L	L
7.5	E 1 I	0001	05.0	3.5 X10-4 M	EC	SURFACE TENSION LOG PLOT	SCHI MANN	66001	L	L
9.0	E 1 I	0001	05.0	5.5 X10-4 M	EC	SURFACE TENSION LOG PLOT	SCHI MANN	66001	L	L
2.5	E 1 I	0001	25.0	8.5 X10-5 M	EC	SURFACE TENSION LOG PLOT	SCHI MANN	66001	L	L
5.0	E 1 I	0001	25.0	1.4 X10-4 M	ED	SURFACE TENSION LOG PLOT	SCHI MANN	66001	L	L
7.5	E 1 I	0001	25.0	2.8 X10-4 M	EC	SURFACE TENSION LOG PLOT	SCHI MANN	66001	L	L
9.0	E 1 I	0001	25.0	5.0 X10-4 M	EC	SURFACE TENSION LOG PLOT	SCHI MANN	66001	L	L
2.5	E 1 I	0001	45.0	5.0 X10-5 M	EC	SURFACE TENSION LOG PLOT	SCHI MANN	66001	L	L
5.0	E 1 I	0001	45.0	9.0 X10-5 M	EC	SURFACE TENSION LOG PLOT	SCHI MANN	66001	L	L

Concentration units: A—mol %; B—vol % solvent; C—mol % surfactant mixture; D—wt/vol %; E—% saturation; H—wt % solvent; I—mol % surfactant; K—normality

counterions; M—molar; N—normal; P—wt %; Q—wt % surfactant; R—varied; S—mol/kg; T—wt % surfactant mixture; U—mol/(l or kg); W—molar; Y—atm. Details on page 222.

*Complete Table of Critical Micelle Concentration Values — Continued*

Additives			Temp. °C	CMC		Qual. Mat. Meth.	Method	Authors	Reference	Source	Evaluation
7.5	E I I	0001	45.0	1.4	X10-4 M	ED	SURFACE TENSION LOG PLOT	SCHI MANN	66001	L	L
9.0	E I I	0001	45.0	3.0	X10-4 M	EC	SURFACE TENSION LOG PLOT	SCHI MANN	66001	L	L
		0097	25				SEE CMPD NMBR IN ADDITV	SCHI	66025		X
19 ENTRIES FOR COMPOUND											
COMPOUND NO = 326 MOL WGT - 803.2 DODECYL/OXYETHYLENE/14 ALCOHOL											
REDUCED POLYDISPERSITY OF HEAD GROUPS											
			62019				VALUES FRM REF IN CMC	SCHI ATLA	62020		R
			25.0	5.5	X10-5 M	EC	SURFACE TENSION LOG PLOT	SCHI	62019	T	L
			55.0	2.5	X10-5 M	EC	SURFACE TENSION LOG PLOT	SCHI	62019	T	L
3 ENTRIES FOR COMPOUND											
COMPOUND NO = 327 MOL WGT - 1,199.8 DODECYL/OXYETHYLENE/23 ALCOHOL											
REDUCED POLYDISPERSITY OF HEAD GROUPS											
			62019				VALUES FRM REF IN CMC	SCHI ATLA	62020		R
			05.0	1.0	X10-4 M	ED	SURFACE TENSION LOG PLOT	SCHI MANN	66001	L	L
			25	6.0	X10-5 M	EC	SURFACE TENSION LOG PLOT	SCHI	66025	L	L
			25.0	6.0	X10-5 M	EC	SURFACE TENSION LOG PLOT	SCHI	62019	T	L
			25.0	6.0	X10-5 M	EC	SURFACE TENSION LOG PLOT	SCHI MANN	66001	L	L
			45.0	3.6	X10-5 M	EC	SURFACE TENSION LOG PLOT	SCHI MANN	66001	L	L
			55.0	3.0	X10-5 M	EC	SURFACE TENSION LOG PLOT	SCHI	62019	T	L
9.0	E O C	0001	05.0	8.0	X10-4 M	EC	SURFACE TENSION LOG PLOT	SCHI MANN	66001	L	L
2.5	E I I	0001	05.0	1.0	X10-4 M	ED	SURFACE TENSION LOG PLOT	SCHI MANN	66001	L	L
5.0	E I I	0001	05.0	1.2	X10-4 M	ED	SURFACE TENSION LOG PLOT	SCHI MANN	66001	L	L
7.5	E I I	0001	05.0	3.2	X10-4 M	EC	SURFACE TENSION LOG PLOT	SCHI MANN	66001	L	L
7.5	E O C	0001	25.0	1.6	X10-4 M	ED	SURFACE TENSION LOG PLOT	SCHI MANN	66001	L	L
9.0	E O C	0001	25.0	4.8	X10-4 M	EC	SURFACE TENSION LOG PLOT	SCHI MANN	66001	L	L
2.5	E I I	0001	25.0	6.0	X10-5 M	EC	SURFACE TENSION LOG PLOT	SCHI MANN	66001	L	L
5.0	E I I	0001	25.0	7.6	X10-5 M	EC	SURFACE TENSION LOG PLOT	SCHI MANN	66001	L	L
7.5	E O C	0001	45.0	7.1	X10-5 M	EC	SURFACE TENSION LOG PLOT	SCHI MANN	66001	L	L
9.0	E O C	0001	45.0	2.2	X10-4 M	ED	SURFACE TENSION LOG PLOT	SCHI MANN	66001	L	L
2.5	E I I	0001	45.0	3.6	X10-5 M	EC	SURFACE TENSION LOG PLOT	SCHI MANN	66001	L	L
5.0	E I I	0001	45.0	5.0	X10-5 M	EC	SURFACE TENSION LOG PLOT	SCHI MANN	66001	L	L
		0097	25				SEE CMPD NMBR IN ADDITV	SCHI	66025		X
20 ENTRIES FOR COMPOUND											
COMPOUND NO = 328 MOL WGT - 887.4 OCTADECYL/OXYETHYLENE/14 ALCOHOL											
REDUCED POLYDISPERSITY OF HEAD GROUPS											
			62019				VALUES FRM REF IN CMC	SCHI ATLA	62020		R
			25.0	6.0	X10-5 M	EC	SURFACE TENSION LOG PLOT	SCHI	62019	T	L
			55.0	2.0	X10-5 M	ED	SURFACE TENSION LOG PLOT	SCHI	62019	T	L
3 ENTRIES FOR COMPOUND											
COMPOUND NO = 329 MOL WGT - 4,676.6 OCTADECYL/OXYETHYLENE/100 ALCOHOL											
REDUCED POLYDISPERSITY OF HEAD GROUPS											
			62019				VALUES FRM REF IN CMC	SCHI ATLA	62020		R
8.6	E-1 M	NA CL	25.0	2.0	X10-5 M	ED	SURFACE TENSION LOG PLOT	SCHI	62019	T	L
1.29	E O M	NA CL	25.0	2.0	X10-5 M	ED	SURFACE TENSION LOG PLOT	SCHI ATLA	62020	T	L
			25.0	2.0	X10-5 M	ED	SURFACE TENSION LOG PLOT	SCHI ATLA	62020	T	L
4 ENTRIES FOR COMPOUND											
COMPOUND NO = 330 MOL WGT - 550.9 HEXADECYL/OXYETHYLENE/7 ALCOHOL											
HOMOGENEOUS HEAD GROUP											
			25	1.74	X10-6 M	BC	SURFACE TENSION LOG PLOT	ELWO MACF	62027	T	3
1 ENTRIES FOR COMPOUND											
COMPOUND NO = 331 MOL WGT - 639.0 HEXADECYL/OXYETHYLENE/9 ALCOHOL											
HOMOGENEOUS HEAD GROUP											
			18	8.0	X10-6 M	CG	FLOCCULATION RATE	MATH OTTE	66037	T	L
			20	3.6	X10-5 M	BE	SURFACE TENSION LOG PLOT	CARL CHAL	64009	T	L
			20	3.5	X10-5 M	BG	FOTOMTR SPCTR CHNG I2	CARL CHAL	64009	T	L
			25	2.09	X10-6 M	BC	SURFACE TENSION LOG PLOT	ELWO MACF	62027	T	3
4 ENTRIES FOR COMPOUND											

Concentration units: A—mol %; B—vol % solvent; C—mol % surfactant mixture; D—wt/vol %; E—% saturation; H—wt % solvent; I—mol % surfactant; K—normality

counterions; M—molar; N—normal; P—wt %; Q—wt % surfactant; R—varied; S—mol/kg; T—wt % surfactant mixture; U—mol/(l or kg); W—molal; Y—atm. Details on page 222.



*Complete Table of Critical Micelle Concentration Values—Continued*

Additives			Temp. °C	CMC	Qual. Mat. Meth.	Method	Authors	Reference	Source	Evaluation
COMPOUND NO = 332 MOL WGT -			771.2	HEXADECYL/OXYETHYLENE/12 ALCOHOL						
HOMOGENEOUS HEAD GROUP			25	2.34 X10-6 M	BC	SURFACE TENSION LOG PLOT	ELWO MACF	62027	T	3
1 ENTRIES FOR COMPOUND										
COMPOUND NO = 333 MOL WGT -			903.4	HEXADECYL/OXYETHYLENE/15 ALCOHOL						
HOMOGENEOUS HEAD GROUP			25	3.09 X10-6 M	BC	SURFACE TENSION LOG PLOT	ELWO MACF	62027	T	3
1 ENTRIES FOR COMPOUND										
COMPOUND NO = 334 MOL WGT -			1,167.8	HEXADECYL/OXYETHYLENE/21 ALCOHOL						
HOMOGENEOUS HEAD GROUP			25	3.89 X10-6 M	BC	SURFACE TENSION LOG PLOT	ELWO MACF	62027	T	3
1 ENTRIES FOR COMPOUND										
COMPOUND NO = 335 MOL WGT -			580.9	OCTYL BENZENE/OXYETHYLENE/8.5 ALCOHOL						
BRANCHED CHAIN, NATURAL OE DISTRIBUTION			25	2.05 X10-4 M	HD	SURFACE TENSION LOG PLOT	HSIA DUNN	56014	T	L
1 ENTRIES FOR COMPOUND										
COMPOUND NO = 336 MOL WGT -			639.0	NONYL BENZENE/OXYETHYLENE/9.5 ALCOHOL						
BRANCHED CHAIN, NATURAL OE DISTRIBUTION			25	9.3 X10-3 P	HD	SURFACE TENSION LOG PLOT	KOMO BEIS	66022	T	L
			25	8.5 X10-5 M	HD	SURFACE TENSION LOG PLOT	HSIA DUNN	56014	T	L
2 ENTRIES FOR COMPOUND										
COMPOUND NO = 337 MOL WGT -			683.0	NONYL BENZENE/OXYETHYLENE/10.5 ALCOHOL						
BRANCHED CHAIN, NATURAL OE DISTRIBUTION			25	8.3 X10-5 M	HD	SURFACE TENSION LOG PLOT	HSIA DUNN	56014	T	L
8.6 E-1 M	NA CL		25	4.6 X10-5 M	HD	SURFACE TENSION LOG PLOT	HSIA DUNN	56014	T	L
5.0 E-1 C	0168		25	9.5 X10-5 M	HD	SURFACE TENSION LOG PLOT	HSIA DUNN	56014	T	L
5.0 E-1 C	0169		25	1.30 X10-4 M	HD	SURFACE TENSION LOG PLOT	HSIA DUNN	56014	T	L
4 ENTRIES FOR COMPOUND										
COMPOUND NO = 338 MOL WGT -			4,626.4	NONYL BENZENE/OXYETHYLENE/100 ALCOHOL						
BRANCHED CHAIN, NATURAL OE DISTRIBUTION			25	1.00 X10-3 M	HD	SURFACE TENSION LOG PLOT	HSIA DUNN	56014	T	L
1 ENTRIES FOR COMPOUND										
COMPOUND NO = 339 MOL WGT -			354.7	MAGNESIUM HEXANE SULFONATE						
			25	6.3 X10-1 N	CG	VISUAL SPCTR CHNGE PNCN	LELO TART	51003	L	L
1 ENTRIES FOR COMPOUND										
COMPOUND NO = 340 MOL WGT -			410.8	MAGNESIUM OCTANE SULFONATE						
			23	1.10 X10-1 N	CB	UNSPECIFIED CONDUCTANCE	TART LELO	55021	T	3
			25	1.1 X10-1 N	CD	SPECFC CONDCTNCE GRAPH	LELO TART	51003	L	L
			60	1.1 X10-1 N	CD	SPECFC CONDCTNCE GRAPH	LELO TART	51003	L	L
3 ENTRIES FOR COMPOUND										
COMPOUND NO = 341 MOL WGT -			466.9	MAGNESIUM DECANE SULFONATE						
			60	2.0 X10-2 N	CC	SPECFC CONDCTNCE GRAPH	LELO TART	51003	L	3
			60	2.0 X10-2 N	CC	UNSPECIFIED CONDUCTANCE	TART LELO	55021	T	L
			80	2.5 X10-2 N	CC	SPECFC CONDCTNCE GRAPH	LELO TART	51003	L	L
3 ENTRIES FOR COMPOUND										
COMPOUND NO = 342 MOL WGT -			523.1	MAGNESIUM DODECANE SULFONATE						
			60	3.6 X10-3 N	CB	SPECFC CONDCTNCE GRAPH	LELO TART	51003	L	3
			60	3.3 X10-3 N	CC	UNSPECIFIED CONDUCTANCE	TART LELO	55021	T	L
			80	4.9 X10-3 N	CB	SPECFC CONDCTNCE GRAPH	LELO TART	51003	L	L
3 ENTRIES FOR COMPOUND										

Concentration units: A—mol %; B—vol % solvent; C—mol % surfactant mixture; counterions; M—molar; N—normal; P—wt %; Q—wt % surfactant; R—varied; S—mol/kg; D—wt/vol %; E—% saturation; H—wt % solvent; I—mol % surfactant; K—normality; T—wt % surfactant mixture; U—mol/(l or kg); W—molar; Y—atm. Details on page 222.

*Complete Table of Critical Micelle Concentration Values—Continued*

Additives	Temp. °C	CMC	Qual. Mat. Meth.	Method	Authors	Reference	Source	Evaluation
COMPOUND NO = 343 MOL WGT -	174.2	SODIUM PENTANE SULFONATE						
1 ENTRIES FOR COMPOUND	25 9.9	X10-1 M	CD	METHOD NOT CITED	LELO TART	51003	L	L
COMPOUND NO = 344 MOL WGT -	188.2	SODIUM HEXANE SULFONATE						
1 ENTRIES FOR COMPOUND	25 4.6	X10-1 M	CG	VISUAL SPCTR CHNGE PNCN	LELO TART	51003	L	L
COMPOUND NO = 345 MOL WGT -	418.3	DIDODECYL DIMETHYLAMMONIUM CHLORIDE						
3. E-3 N NA CL	1.	X10-4 N	CE	UNSPECIFIED CONDUCTANCE	TART LELO	55021	T	L
1 ENTRIES FOR COMPOUND								
COMPOUND NO = 346 MOL WGT -	437.8	DECYL TRIMETHYLAMMONIUM DECYL SULFATE						
	63014			VALUES FRM REF IN CMC	CORK GOOD	65005		R
	25 4.6	X10-4 M	BB	SURFACE TENSION LOG PLOT	CORK GOOD	63014	L	3
	25 4.5	X10-4 M	BC	METHOD NOT CITED	CORK GOOD	66014	T	L
1.00 E 2 I NA BR	25 4.6	X10-4 M	BB	SURFACE TENSION LOG PLOT	CORK GOOD	63014	L	3
4 ENTRIES FOR COMPOUND								
COMPOUND NO = 347 MOL WGT -	381.6	OCTYL TRIMETHYLAMMONIUM OCTYL SULFATE						
	25 7.5	X10-3 M	BC	METHOD NOT CITED	CORK GOOD	66014	T	L
1.00 E 2 I NA BR	25 7.5	X10-3 M	BB	SURFACE TENSION LOG PLOT	CORK GOOD	65005	T	3
2 ENTRIES FOR COMPOUND								
COMPOUND NO = 348 MOL WGT -	443.2	NN-DIMETHYL 1-1-DIHYDROPENTADECALUORO OCTYL AMINE N-OXIDE /C7F15CH2N/CH3/20/						
	25 4.7	X10-4 M	BB	SURFACE TENSION LOG PLOT	CORK GOOD	65005	T	3
1 ENTRIES FOR COMPOUND								
COMPOUND NO = 349 MOL WGT -	356.5	SODIUM OCTADECANE 1-SULFONATE						
1 ENTRIES FOR COMPOUND	57.0 7.5	X10-4 W	DB	KRAFFT POINT SOLUBILITY	TART WRIG	39002	T	L
COMPOUND NO = 350 MOL WGT -	196.4	POTASSIUM NONANOATE						
	25 2.1	X10-1 M	DG	FOTOMTR SPCTR CHNGE PNCN	HERZ	52015	T	L
	25 2.01	X10-1 M	DG	VISUAL SPCTR CHNGE PNCN	HERZ	52015	T	L
	25 2.00	X10-1 M	DG	VISUAL SPCTR CHNGE PNCN	HERZ	52017	T	L
	25 2.0	X10-1 M	BG	UNSPEC SPCTR CHNG PNCN	KLEV	58011	T	L
3.7 E-2 M K CL	25 1.87	X10-1 M	DG	VISUAL SPCTR CHNGE PNCN	HERZ	52017	T	L
8.7 E-2 M K CL	25 1.75	X10-1 M	DG	VISUAL SPCTR CHNGE PNCN	HERZ	52017	T	L
1.59 E-1 M K CL	25 1.59	X10-1 M	DG	VISUAL SPCTR CHNGE PNCN	HERZ	52017	T	L
2.78 E-1 M K CL	25 1.39	X10-1 M	DG	VISUAL SPCTR CHNGE PNCN	HERZ	52017	T	L
4.61 E-1 M K CL	25 1.15	X10-1 M	DG	VISUAL SPCTR CHNGE PNCN	HERZ	52017	T	L
6.77 E-1 M K CL	25 9.7	X10-2 M	DG	VISUAL SPCTR CHNGE PNCN	HERZ	52017	T	L
8.55 E-1 M K CL	25 8.6	X10-2 M	DG	VISUAL SPCTR CHNGE PNCN	HERZ	52017	T	L
1.29 E 0 M K CL	25 6.4	X10-2 M	DG	VISUAL SPCTR CHNGE PNCN	HERZ	52017	T	L
1.63 E 0 M K CL	25 5.4	X10-2 M	DG	VISUAL SPCTR CHNGE PNCN	HERZ	52017	T	L
1.92 E 0 M K CL	25 4.8	X10-2 M	DG	VISUAL SPCTR CHNGE PNCN	HERZ	52017	TA	L
2.11 E 0 M K CL	25 4.2	X10-2 M	DG	VISUAL SPCTR CHNGE PNCN	HERZ	52017	T	L
2.39 E 0 M K CL	25 4.0	X10-2 M	DG	VISUAL SPCTR CHNGE PNCN	HERZ	52017	T	L
2.64 E 0 M K CL	25 3.8	X10-2 M	DG	VISUAL SPCTR CHNGE PNCN	HERZ	52017	T	L
17 ENTRIES FOR COMPOUND								
*COMPOUND NO = 351 MOL WGT -	252.5	POTASSIUM TRIDECANOATE						
	25 1.26	X10-2 M	DG	VISUAL SPCTR CHNGE PNCN	HERZ	52015	T	L
	25 1.2	X10-2 M	BG	UNSPEC SPCTR CHNG PNCN	KLEV	58011	T	L
	25 1.26	X10-2 M	DG	VISUAL SPCTR CHNGE PNCN	HERZ	52017	T	L
1.34 E-3 M K CL	25 1.21	X10-2 M	DG	VISUAL SPCTR CHNGE PNCN	HERZ	52017	T	L
2.91 E-3 M K CL	25 1.16	X10-2 M	DG	VISUAL SPCTR CHNGE PNCN	HERZ	52017	T	L
4.78 E-3 M K CL	25 1.12	X10-2 M	DG	VISUAL SPCTR CHNGE PNCN	HERZ	52017	T	L
7.06 E-3 M K CL	25 1.06	X10-2 M	DG	VISUAL SPCTR CHNGE PNCN	HERZ	52017	T	L
9.29 E-3 M K CL	25 9.29	X10-3 M	DG	VISUAL SPCTR CHNGE PNCN	HERZ	52017	T	L
1.34 E-2 M K CL	25 8.92	X10-3 M	DG	VISUAL SPCTR CHNGE PNCN	HERZ	52017	T	L
1.56 E-2 M K CL	25 8.42	X10-3 M	DG	VISUAL SPCTR CHNGE PNCN	HERZ	52017	T	L
1.87 E-2 M K CL	25 8.00	X10-3 M	DG	VISUAL SPCTR CHNGE PNCN	HERZ	52017	T	L
2.51 E-2 M K CL	25 7.17	X10-3 M	DG	VISUAL SPCTR CHNGE PNCN	HERZ	52017	T	L
2.76 E-2 M K CL	25 6.90	X10-3 M	DG	VISUAL SPCTR CHNGE PNCN	HERZ	52017	T	L
3.27 E-2 M K CL	25 6.54	X10-3 M	DG	VISUAL SPCTR CHNGE PNCN	HERZ	52017	T	L

Concentration units: A—mol %; B—vol % solvent; C—mol % surfactant mixture; D—wt/vol %; E—% saturation; H—wt % solvent; I—mol % surfactant; K—normality

counterions; M—molar; N—normal; P—wt %; Q—wt % surfactant; R—varied; S—mol/kg; T—wt % surfactant mixture; U—mol/(l or kg); W—molal; Y—atm. Details on page 222.



*Complete Table of Critical Micelle Concentration Values—Continued*

Additives			Temp. °C	CMC	Qual. Mat. Meth.	Method	Authors	Reference	Source	Evaluation
4.11 E-2 M	K CL		25	5.87 X10-3 M	DG	VISUAL SPCTR CHNGE PNCN	HERZ	52017	T L	
5.29 E-2 M	K CL		25	5.29 X10-3 M	DG	VISUAL SPCTR CHNGE PNCN	HERZ	52017	T L	
6.16 E-2 M	K CL		25	4.92 X10-3 M	DG	VISUAL SPCTR CHNGE PNCN	HERZ	52017	T L	
9.13 E-2 M	K CL		25	4.06 X10-3 M	DG	VISUAL SPCTR CHNGE PNCN	HERZ	52017	T L	
1.16 E-1 M	K CL		25	3.57 X10-3 M	DG	VISUAL SPCTR CHNGE PNCN	HERZ	52017	T L	
1.44 E-1 M	K CL		25	3.19 X10-3 M	DG	VISUAL SPCTR CHNGE PNCN	HERZ	52017	T L	
1.69 E-1 M	K CL		25	2.94 X10-3 M	DG	VISUAL SPCTR CHNGE PNCN	HERZ	52017	T L	
1.94 E-1 M	K CL		25	2.77 X10-3 M	DG	VISUAL SPCTR CHNGE PNCN	HERZ	52017	T L	
2.16 E-1 M	K CL		25	2.62 X10-3 M	DG	VISUAL SPCTR CHNGE PNCN	HERZ	52017	T L	
2.41 E-1 M	K CL		25	2.53 X10-3 M	DG	VISUAL SPCTR CHNGE PNCN	HERZ	52017	T L	
2.68 E-1 M	K CL		25	2.38 X10-3 M	DG	VISUAL SPCTR CHNGE PNCN	HERZ	52017	T L	
3.12 E-1 M	K CL		25	2.27 X10-3 M	DG	VISUAL SPCTR CHNGE PNCN	HERZ	52017	T L	
26 ENTRIES FOR COMPOUND										
COMPOUND NO =	352	MOL WGT -		388.4	SODIUM	DI-1-METHYLISOAMYL SULFOSUCCINATE				
			25	3.	X10-2 N	HE UNSPECIFIED CONDUCTANCE	HAFF PICC	42003	T L	
1 ENTRIES FOR COMPOUND										
COMPOUND NO =	353	MOL WGT -		393.7	OCTYL	TRIMETHYLAMMONIUM DECANE SULFONATE				
			RM	5.75	X10-3 M	BB DEBYE PLT LIGHT SCATTER	ANAC	53002	T 3	
1.78 E-1 M	K CL		RM	5.67	X10-3 M	BB DEBYE PLT LIGHT SCATTER	ANAC	53002	T 3	
2.65 E-1 M	K CL		RM	5.67	X10-3 M	BB DEBYE PLT LIGHT SCATTER	ANAC	53002	T 3	
3 ENTRIES FOR COMPOUND										
COMPOUND NO =	354	MOL WGT -		255.9	HEXYL	BENZYL DIMETHYLAMMONIUM CHLORIDE				
			UNK	4.34	X10-2 M	PG VISUAL SPCTR CHNGE INPX	ROSS KWAR	53007	T L	
1 ENTRIES FOR COMPOUND										
COMPOUND NO =	355	MOL WGT -		363.1	AMMONIUM	DODECAFLUOROHEPTANOATE	H/CF2/6COONH4			
			UNK	2.5	X10-1 M	CG METHOD NOT CITED	ARRI PATT	53003	T L	
1 ENTRIES FOR COMPOUND										
COMPOUND NO =	356	MOL WGT -		312.0	DECYL	BENZYL DIMETHYLAMMONIUM CHLORIDE				
			UNK	6.1	X10-3 M	PG VISUAL SPCTR CHNGE INPX	ROSS KWAR	53007	T L	
1 ENTRIES FOR COMPOUND										
COMPOUND NO =	357	MOL WGT -		368.1	TETRADECYL	BENZYL DIMETHYLAMMONIUM CHLORIDE				
			UNK	3.7	X10-4 M	PG VISUAL SPCTR CHNGE INPX	ROSS KWAR	53007	T L	
1 ENTRIES FOR COMPOUND										
COMPOUND NO =	358	MOL WGT -		424.2	OCTADECYL	BENZYL DIMETHYLAMMONIUM CHLORIDE				
			23	8.5	X10-6 M	HG STREAMING CURRENT	CARD	66011	T L	
			UNK	7.1	X10-6 M	PG VISUAL SPCTR CHNGE INPX	ROSS KWAR	53007	T L	
2 ENTRIES FOR COMPOUND										
COMPOUND NO =	359	MOL WGT -		328.9	OCTYL	4-NITROBENZYL DIMETHYLAMMONIUM CHLORIDE				
			UNK	5.7	X10-2 M	PG VISUAL SPCTR CHNGE INPX	ROSS KWAR	53007	T L	
1 ENTRIES FOR COMPOUND										
COMPOUND NO =	360	MOL WGT -		357.0	DECYL	4-NITROBENZYL DIMETHYLAMMONIUM CHLORIDE				
			UNK	2.3	X10-2 M	PG VISUAL SPCTR CHNGE INPX	ROSS KWAR	53007	T L	
1 ENTRIES FOR COMPOUND										
COMPOUND NO =	361	MOL WGT -		385.0	DODECYL	4-NITROBENZYL DIMETHYL AMMONIUM CHLORIDE				
			UNK	3.6	X10-3 M	PG VISUAL SPCTR CHNGE INPX	ROSS KWAR	53007	T L	
1 ENTRIES FOR COMPOUND										
COMPOUND NO =	362	MOL WGT -		413.1	TETRADECYL	4-NITROBENZYL DIMETHYLAMMONIUM CHLORIDE				
			UNK	5.1	X10-4 M	PG VISUAL SPCTR CHNGE INPX	ROSS KWAR	53007	T L	
1 ENTRIES FOR COMPOUND										
COMPOUND NO =	363	MOL WGT -		441.2	HEXADECYL	4-NITROBENZYL DIMETHYLAMMONIUM CHLORIDE				
			UNK	1.3	X10-4 M	PG VISUAL SPCTR CHNGE INPX	ROSS KWAR	53007	T L	
1 ENTRIES FOR COMPOUND										

Concentration units: A—mol %; B—vol % solvent; C—mol % surfactant mixture; D—wt/vol %; E—% saturation; H—wt % solvent; I—mol % surfactant; K—normality

counterions; M—molar; N—normal; P—wt %; Q—wt % surfactant; R—varied; S—mol/kg; T—wt % surfactant mixture; U—mol/(l or kg); W—molar; Y—atm. Details on page 222.

*Complete Table of Critical Micelle Concentration Values—Continued*

Additives	Temp. °C	CMC	Qual. Mat. Meth.	Method	Authors	Reference	Source Evaluation
COMPOUND NO = 364 MOL WGT - 1 ENTRIES FOR COMPOUND	469.2 UNK 2.9	OCTADECYL 4-NITROBENZYL DIMETHYLAMMONIUM CHLORIDE X10-5 M	PG	VISUAL SPCTR CHNGE INPX	ROSS KWAR	53007	T L
COMPOUND NO = 365 MOL WGT - 1 ENTRIES FOR COMPOUND	374.5 UNK 2.8	DODECYL 2-CHLOROBENZYL DIMETHYLAMMONIUM CHLORIDE X10-4 M	PG	VISUAL SPCTR CHNGE INPX	ROSS KWAR	53007	T L
COMPOUND NO = 366 MOL WGT - 1 ENTRIES FOR COMPOUND	408.9 UNK 3.7	DODECYL 2-4-DICHLOROBENZYL DIMETHYLAMMONIUMCHLORIDE X10-4 M	PG	VISUAL SPCTR CHNGE INPX	ROSS KWAR	53007	T L
COMPOUND NO = 367 MOL WGT - 1 ENTRIES FOR COMPOUND	374.5 UNK 4.2	DODECYL 4-CHLOROBENZYL DIMETHYLAMMONIUM CHLORIDE X10-4 M	PG	VISUAL SPCTR CHNGE INPX	ROSS KWAR	53007	T L
COMPOUND NO = 368 MOL WGT - 1 ENTRIES FOR COMPOUND	401.0 UNK 6.9	DODECYL 2-HYDROXY-5-NITROBENZYL DIMETHYLAMMONIUM CHLORIDE X10-4 M	PG	VISUAL SPCTR CHNGE INPX	ROSS KWAR	53007	T L
COMPOUND NO = 369 MOL WGT - 1 ENTRIES FOR COMPOUND	408.9 UNK 1.1	DODECYL 3-4-DICHLOROBENZYL DIMETHYLAMMONIUMCHLORIDE X10-3 M	PG	VISUAL SPCTR CHNGE INPX	ROSS KWAR	53007	T L
COMPOUND NO = 370 MOL WGT - 1 ENTRIES FOR COMPOUND	384.1 UNK 3.8	DODECYL 3-4-METHYLENEDIOXYBENZYL DIMETHYLAMMONIUM CHLORIDE X10-3 M	PG	VISUAL SPCTR CHNGE INPX	ROSS KWAR	53007	T L
COMPOUND NO = 371 MOL WGT - 1 ENTRIES FOR COMPOUND	400.1 UNK 3.9	DODECYL 3-4-DIMETHOXYBENZYL DIMETHYLAMMONIUMCHLORIDE X10-3 M	PG	VISUAL SPCTR CHNGE INPX	ROSS KWAR	53007	T L
COMPOUND NO = 372 MOL WGT - 0092 2 ENTRIES FOR COMPOUND	463.1 UNK 3.8	AMMONIUM HEXADEC AFLUORONONANOATE X10-2 M	CG	METHOD NOT CITED SEE CMPD NMBR IN ADDITV	ARRI PATT	53003	T L X
COMPOUND NO = 373 MOL WGT - 1 ENTRIES FOR COMPOUND	563.2 UNK 9.	AMMONIUM EICOSAFLUOROUNDECANOATE X10-3 M	CG	METHOD NOT CITED	ARRI PATT	53003	T L
COMPOUND NO = 374 MOL WGT - 2 ENTRIES FOR COMPOUND	346.1 25 1.5 UNK 1.5	DODECAFLUOROHEPTANOIC ACID X10-1 M X10-1 M	HG CG	UNSPEC SPCTR CHNG PNCN METHOD NOT CITED	KLEV ARRI PATT	58011 53003	T L T L
COMPOUND NO = 375 MOL WGT - 2 ENTRIES FOR COMPOUND	446.1 25 3. UNK 3.	HEXADEC AFLUORONONANOIC ACID X10-2 M X10-2 M	HG CG	UNSPEC SPCTR CHNG PNCN METHOD NOT CITED	KLEV ARRI PATT	58011 53003	T L T L
COMPOUND NO = 376 MOL WGT -	375.4 60015	DODECYL PYRIDINIUM IODIDE VALUES FRM REF IN CMC			FORD OTTE	66028	R
	18.0 4.1	X10-3 M	BC	KRAFFT POINT SOLUBILITY	ADDI FURM	56019	T L
	18.5 4.3	X10-3 M	BC	INTERFACIAL TNSN UNSPEC	ADDI FURM	56019	T L
	20.3 5.10	X10-3 M	CB	MICELLAR SPECTRAL CHANGE	MUKE RAY	66006	T L
	24.9 5.26	X10-3 M	CB	MICELLAR SPECTRAL CHANGE	MUKE RAY	66006	T 3
	25 5.60	X10-3 M	DC	TURBIDITY PLT LITE SCATR	PARR	60015	T 3
	25 5.70	X10-3 M	CB	SURFACE TENSION UNSPEC	FORD OTTE	66028	T 3
	25 5.26	X10-3 M	DB	MICELLAR SPECTRAL CHANGE	MUKE RAY	63032	T L
	30 5.0	X10-3 M	CG	FOTOMTR SPCTR CHNGE EOSN	MEGU KOND	59024	T L
	30 4.5	X10-3 M	CA	SPECFC CONDUCTNCE GRAPH	MEGU KOND	59024	T L
	30.1 5.60	X10-3 M	CB	MICELLAR SPECTRAL CHANGE	MUKE RAY	66006	T L
	34.9 5.85	X10-3 M	CB	MICELLAR SPECTRAL CHANGE	MUKE RAY	66006	T L
	40.0 6.30	X10-3 M	CB	MICELLAR SPECTRAL CHANGE	MUKE RAY	66006	T L

Concentration units: A—mol %; B—vol % solvent; C—mol % surfactant mixture; D—wt/vol %; E—% saturation; H—wt % solvent; I—mol % surfactant; K—normality

counterions; M—molar; N—normal; P—wt %; Q—wt % surfactant; R—varied; S—mol/kg; T—wt % surfactant mixture; U—mol/(l or kg); W—molal; Y—atm. Details on page 222.



*Complete Table of Critical Micelle Concentration Values—Continued*

Additives				Temp. °C	CMC	Qual. Mat. Meth.	Method	Authors	Reference	Source	Evaluation
2.5	E-3 M	K I		44.9	6.70 X10-3 M	CB	MICELLAR SPECTRAL CHANGE	MUKE RAY	66006	T	L
				45	6.70 X10-3 M	DB	MICELLAR SPECTRAL CHANGE	MUKE RAY	63032	T	L
				RM	5.0 X10-3 M	CC	MICELLAR SPECTRAL CHANGE	HARK DRIZ	51010	T	L
				RM	5.3 X10-3 M	CG	VISUAL SPCTR CHNGE SKYB	HARK DRIZ	51010	T	L
				RM	5.6 X10-3 M	CC	FOTOMTR SOLUBLZTN OROT	HARK DRIZ	51010	T	L
				25	4.53 X10-3 M	DC	TURBIDITY PLT LITE SCATR	PARR	60015	T	L
				25	3.87 X10-3 M	DC	TURBIDITY PLT LITE SCATR	PARR	60015	T	L
				25	2.94 X10-3 M	DC	TURBIDITY PLT LITE SCATR	PARR	60015	T	L
				25	1.80 X10-3 M	CB	SURFACE TENSION UNSPEC	FORD OTTE	66028	T	L
				30	1.94 X10-3 M	CB	MICELLAR SPECTRAL CHANGE	MUKE RAY	66006	T	L
5.01	E-2 M	K I		30	1.12 X10-3 M	CB	MICELLAR SPECTRAL CHANGE	MUKE RAY	66006	T	L
1.002E-1	M	K I		30	6.5 X10-4 M	CB	MICELLAR SPECTRAL CHANGE	MUKE RAY	66006	T	L
1.	E-4 M	NA2 S203	TH10SULF	25	5.15 X10-3 M	DB	MICELLAR SPECTRAL CHANGE	MUKE RAY	63032	T	L
1.	E-3 M	NA2 S203	TH10SULF	25	4.75 X10-3 M	DB	MICELLAR SPECTRAL CHANGE	MUKE RAY	63032	T	L
1.	E-3 M	NA2 S203	TH10SULF	45	5.63 X10-3 M	DB	MICELLAR SPECTRAL CHANGE	MUKE RAY	63032	T	L
3.4	E 0 M	UREA		25	9.34 X10-3 M	DB	MICELLAR SPECTRAL CHANGE	MUKE RAY	63032	T	L
5.9	E 0 M	UREA		25	1.36 X10-2 M	DB	MICELLAR SPECTRAL CHANGE	MUKE RAY	63032	T	L
3.4	E 0 M	UREA		45	1.18 X10-2 M	DB	MICELLAR SPECTRAL CHANGE	MUKE RAY	63032	T	L
5.9	E 0 M	UREA		45	1.71 X10-2 M	DB	MICELLAR SPECTRAL CHANGE	MUKE RAY	63032	T	L
8.0	E 0 M	UREA		45	2.13 X10-2 M	DB	MICELLAR SPECTRAL CHANGE	MUKE RAY	63032	T	L
1.	E-4 M	NA2 S203	TH10SULF	25	9.30 X10-3 M	DB	MICELLAR SPECTRAL CHANGE	MUKE RAY	63032	T	L
3.4	E 0 M	UREA									
1.	E-4 M	NA2 S203	TH10SULF	25	1.39 X10-2 M	DB	MICELLAR SPECTRAL CHANGE	MUKE RAY	63032	T	L
5.9	E 0 M	UREA									
1.	E-3 M	NA2 S203	TH10SULF	25	5.75 X10-3 M	DB	MICELLAR SPECTRAL CHANGE	MUKE RAY	63032	T	L
9.6	E-1 M	UREA									
1.	E-3 M	NA2 S203	TH10SULF	25	9.10 X10-3 M	DB	MICELLAR SPECTRAL CHANGE	MUKE RAY	63032	T	L
3.4	E 0 M	UREA									
1.	E-3 M	NA2 S203	TH10SULF	25	1.33 X10-2 M	DB	MICELLAR SPECTRAL CHANGE	MUKE RAY	63032	T	L
5.9	E 0 M	UREA									
1.	E-3 M	NA2 S203	TH10SULF	45	7.10 X10-3 M	DB	MICELLAR SPECTRAL CHANGE	MUKE RAY	63032	T	L
9.6	E-1 M	UREA									
1.	E-3 M	NA2 S203	TH10SULF	45	1.10 X10-2 M	DB	MICELLAR SPECTRAL CHANGE	MUKE RAY	63032	T	L
3.4	E 0 M	UREA									
1.	E-3 M	NA2 S203	TH10SULF	45	1.57 X10-2 M	DB	MICELLAR SPECTRAL CHANGE	MUKE RAY	63032	T	L
5.9	E 0 M	UREA									
41 ENTRIES FOR COMPOUND											
COMPOUND NO = 377 MOL WGT - 406.7 DODECYL/OXYETHYLENE/ 5 ALCOHOL											
HOMOGENEOUS HEAD GROUP											
				20	4.0 X10-5 M	BD	SURFACE TENSION LOG PLOT	CARL CHAL	64009	T	L
				20	3.5 X10-5 M	BG	FOTOMTR SPCTR CHNG I2	CARL CHAL	64009	T	L
				20	5.00 X10-5 M	BD	REFRACTIVE INDEX	DONB JAN	63021	T	L
				23	5.7 X10-5 M	PB	SURFACE TENSION LOG PLOT	LANG	60012	T	L
4 ENTRIES FOR COMPOUND											
COMPOUND NO = 378 MOL WGT - 378.6 DECYL/OXYETHYLENE/5 ALCOHOL											
HOMOGENEOUS HEAD GROUP											
				20	8.6 X10-4 M	BC	SURFACE TENSION LOG PLOT	CARL CHAL	64009	T	L
				20	1.0 X10-3 M	BG	FOTOMTR SPCTR CHNG I2	CARL CHAL	64009	T	L
				20	7.8 X10-4 M	BC	REFRACTIVE INDEX	DONB JAN	63021	T	L
3 ENTRIES FOR COMPOUND											
COMPOUND NO = 379 MOL WGT - 334.6 DECYL/OXYETHYLENE/4 ALCOHOL											
HOMOGENEOUS HEAD GROUP											
				16	4.2 X10-4 M	BG	FOTOMTR SPCTR CHNG I2	CARL CHAL	64009	T	L
				20	6.4 X10-4 M	BC	SURFACE TENSION LOG PLOT	CARL CHAL	64009	T	L
2 ENTRIES FOR COMPOUND											
COMPOUND NO = 380 MOL WGT - 278.4 HEXYL/OXYETHYLENE/4 ALCOHOL											
HOMOGENEOUS HEAD GROUP											
				20	9. X10-2 M	BD	SURFACE TENSION LOG PLOT	CARL CHAL	64009	T	L
				20	9. X10-2 M	BD	FOTOMTR SPCTR CHNG I2	CARL CHAL	64009	T	L
				20	9.0 X10-2 M	BB	REFRACTIVE INDEX	DONB JAN	63021	T	3
				20	7.5 X10-2 M	BE	SURFACE TENSION LOG PLOT	MULL METC	62015	T	L
4 ENTRIES FOR COMPOUND											

Concentration units: A—mol %; B—vol % solvent; C—mol % surfactant mixture; D—wt/vol %; E—% saturation; H—wt % solvent; I—mol % surfactant; K—normality

counterions; M—molar; N—normal; P—wt %; Q—wt % surfactant; R—varied; S—mol/kg; T—wt % surfactant mixture; U—mol/(l or kg); W—molal; Y—atm. Details on page 222.

# Complete Table of Critical Micelle Concentration Values—Continued

Additives	Temp. °C	CMC	Qual. Mat. Meth.	Method	Authors	Reference	Source	Evaluation
COMPOUND NO = 381 MOL WGT - HOMOGENEOUS HEAD GROUP	20	322.5	HEXYL/OXYETHYLENE/5 ALCOHOL					
	20	9.25 X10-2 M	BB	REFRACTIVE INDEX	DONB JAN	63021	T	3
	20	7.5 X10-2 M	BE	SURFACE TENSION LOG PLOT	MULL METC	62015	T	L
2 ENTRIES FOR COMPOUND								
COMPOUND NO = 382 MOL WGT -	25	353.6	ETHYL TRIMETHYLAMMONIUM DODECYL SULFATE					
1 ENTRIES FOR COMPOUND	25	4.30 X10-3 M	DA	SPECFC CONDUCTNCE GRAPH	PACK DONB	63030	T	L
COMPOUND NO = 383 MOL WGT -	25	381.6	BUTYL TRIMETHYLAMMONIUM DODECYL SULFATE					
1 ENTRIES FOR COMPOUND	25	2.38 X10-3 M	DA	SPECFC CONDUCTNCE GRAPH	PACK DONB	63030	T	L
COMPOUND NO = 384 MOL WGT -	25	409.7	HEXYL TRIMETHYLAMMONIUM DODECYL SULFATE					
1 ENTRIES FOR COMPOUND	25	1.25 X10-3 M	DB	SPECFC CONDUCTNCE GRAPH	PACK DONB	63030	T	L
COMPOUND NO = 385 MOL WGT -	25	437.8	OCTYL TRIMETHYLAMMONIUM DODECYL SULFATE					
	25	4.3 X10-4 M	BC	METHOD NOT CITED	CORK GOOD	66014	T	3
2 ENTRIES FOR COMPOUND	25	4.0 X10-4 M	DB	SPECFC CONDUCTNCE GRAPH	PACK DONB	63030	T	L
COMPOUND NO = 386 MOL WGT -	25	283.4	AMMONIUM DODECYL SULFATE					
	25	6.16 X10-3 M	DA	SPECFC CONDUCTNCE GRAPH	PACK DONB	63030	T	L
	30	7.2 X10-3 M	CB	EQUIV CONDUCTNCE GRAPH	MEGU KOND	59026	T	L
3 ENTRIES FOR COMPOUND	30	6.6 X10-3 M	CG	FOTOMTR SPCTR CHNGE RHD6	MEGU KOND	59026	T	L
COMPOUND NO = 387 MOL WGT -	25	297.5	METHYLAMMONIUM DODECYL SULFATE					
1 ENTRIES FOR COMPOUND	25	5.70 X10-3 M	DA	SPECFC CONDUCTNCE GRAPH	PACK DONB	63030	T	L
COMPOUND NO = 388 MOL WGT -	25	311.5	ETHYLAMMONIUM DODECYL SULFATE					
1 ENTRIES FOR COMPOUND	25	5.00 X10-3 M	DA	SPECFC CONDUCTNCE GRAPH	PACK DONB	63030	T	L
COMPOUND NO = 389 MOL WGT -	25	339.5	BUTYLAMMONIUM DODECYL SULFATE					
1 ENTRIES FOR COMPOUND	25	2.92 X10-3 M	DA	SPECFC CONDUCTNCE GRAPH	PACK DONB	63030	T	L
COMPOUND NO = 390 MOL WGT -	25	367.6	HEXYLAMMONIUM DODECYL SULFATE					
1 ENTRIES FOR COMPOUND	25	1.12 X10-3 M	DB	SPECFC CONDUCTNCE GRAPH	PACK DONB	63030	T	L
COMPOUND NO = 391 MOL WGT -	25	395.7	OCTYLAMMONIUM DODECYL SULFATE					
1 ENTRIES FOR COMPOUND	25	2.8 X10-4 M	DC	SPECFC CONDUCTNCE GRAPH	PACK DONB	63030	T	L
COMPOUND NO = 392 MOL WGT -	25	165.7	OCTYLAMMONIUM CHLORIDE					
1 ENTRIES FOR COMPOUND	25	1.75 X10-1 M	XC	REFRACTIVE INDEX	KLEV	53010	T	L
COMPOUND NO = 393 MOL WGT - HOMOGENEOUS HEAD GROUP	20	338.5	BUTYL/OXYETHYLENE/6 ALCOHOL					
	20	7.96 X10-1 M	BC	SURFACE TENSION LOG PLOT	ELWO FLOR	64049	T	3
	30	7.60 X10-1 M	BC	SURFACE TENSION LOG PLOT	ELWO FLOR	64049	T	3
3 ENTRIES FOR COMPOUND	40	7.10 X10-1 M	BC	SURFACE TENSION LOG PLOT	ELWO FLOR	64049	T	L
COMPOUND NO = 394 MOL WGT - HOMOGENEOUS HEAD GROUP	20	338.5	I-METHYL PROPYL/OXYETHYLENE/6 ALCOHOL					
	20	9.1 X10-1 M	BC	SURFACE TENSION LOG PLOT	ELWO FLOR	64049	T	3

Concentration units: A—mol %; B—vol % solvent; C—mol % surfactant mixture; D—wt/vol %; E—% saturation; H—wt % solvent; I—mol % surfactant; K—normality

counterions; M—molar; N—normal; P—wt %; Q—wt % surfactant; R—varied; S—mol/kg; T—wt % surfactant mixture; U—mol/(l or kg); W—molal; Y—atm. Details on page 222.



*Complete Table of Critical Micelle Concentration Values—Continued*

Additives	Temp. °C	CMC	Qual. Mat. Meth.	Method	Authors	Reference	Source	Evaluation
	30	8.8 X10-1 M	BC	SURFACE TENSION LOG PLOT	ELWO FLOR	64049	T	3
	40	8.5 X10-1 M	BC	SURFACE TENSION LOG PLOT	ELWO FLOR	64049	T	L
3 ENTRIES FOR COMPOUND								
COMPOUND NO = 395 MOL WGT - HOMOGENEOUS HEAD GROUP	366.6	2-ETHYL BUTYL/OXYETHYLENE/6 ALCOHOL						
	20	1.00 X10-1 M	BC	SURFACE TENSION LOG PLOT	ELWO FLOR	64049	T	3
	30	9.3 X10-2 M	BC	SURFACE TENSION LOG PLOT	ELWO FLOR	64049	T	3
	40	8.7 X10-2 M	BC	SURFACE TENSION LOG PLOT	ELWO FLOR	64049	T	L
3 ENTRIES FOR COMPOUND								
COMPOUND NO = 396 MOL WGT - HOMOGENEOUS HEAD GROUP	394.6	2-PROPYL PENTYL/OXYETHYLENE/6 ALCOHOL						
	20	2.30 X10-2 M	BC	SURFACE TENSION LOG PLOT	ELWO FLOR	64049	T	3
	30	2.0 X10-2 M	BC	SURFACE TENSION LOG PLOT	ELWO FLOR	64049	T	3
2 ENTRIES FOR COMPOUND								
COMPOUND NO = 397 MOL WGT - HOMOGENEOUS HEAD GROUP	422.7	2-BUTYL HEXYL/OXYETHYLENE/6 ALCOHOL						
	15	3.36 X10-3 M	BC	SURFACE TENSION LOG PLOT	ELWO FLOR	64049	T	L
	20	3.10 X10-3 M	BC	SURFACE TENSION LOG PLOT	ELWO FLOR	64049	T	3
	25	2.84 X10-3 M	BC	SURFACE TENSION LOG PLOT	ELWO FLOR	64049	T	3
3 ENTRIES FOR COMPOUND								
COMPOUND NO = 398 MOL WGT - HOMOGENEOUS HEAD GROUP	554.9	2-BUTYL HEXYL/OXYETHYLENE/9 ALCOHOL						
	20	3.20 X10-3 M	BC	SURFACE TENSION LOG PLOT	ELWO FLOR	64049	T	3
	30	2.79 X10-3 M	BC	SURFACE TENSION LOG PLOT	ELWO FLOR	64049	T	3
	40	2.43 X10-3 M	BC	SURFACE TENSION LOG PLOT	ELWO FLOR	64049	T	L
3 ENTRIES FOR COMPOUND								
COMPOUND NO = 399 MOL WGT -	278.0	DODECYL DIMETHYL ETHYLAMMONIUM CHLORIDE						
	25	1.9 X10-2 M	BC	SURFACE TENSION LOG PLOT	WEIN ZOGR	65026	T	L
1. E-1 K CL	UNK	2.13 X10-2 M	CC	UNSPECIFIED CONDUCTANCE	CELL EGGE	52001	T	L
3 ENTRIES FOR COMPOUND	25	7.0 X10-3 M	BC	SURFACE TENSION LOG PLOT	WEIN ZOGR	65026	T	L
1 ENTRIES FOR COMPOUND								
COMPOUND NO = 400 MOL WGT -	292.0	DODECYL METHYL DIETHYLAMMONIUM CHLORIDE						
	UNK	1.99 X10-2 M	CC	UNSPECIFIED CONDUCTANCE	CELL EGGE	52001	T	L
1 ENTRIES FOR COMPOUND								
COMPOUND NO = 401 MOL WGT -	306.0	DODECYL TRIETHYLAMMONIUM CHLORIDE						
	UNK	1.93 X10-2 M	CC	UNSPECIFIED CONDUCTANCE	CELL EGGE	52001	T	L
1 ENTRIES FOR COMPOUND								
COMPOUND NO = 402 MOL WGT -	278.0	TRIDECYL TRIMETHYLAMMONIUM CHLORIDE						
	UNK	1.12 X10-2 M	CC	UNSPECIFIED CONDUCTANCE	CELL EGGE	52001	T	L
1 ENTRIES FOR COMPOUND								
COMPOUND NO = 403 MOL WGT -	326.0	DODECYL DIMETHYLPHENYLAMMONIUM CHLORIDE						
	UNK	7.65 X10-3 M	CC	UNSPECIFIED CONDUCTANCE	CELL EGGE	52001	T	L
1 ENTRIES FOR COMPOUND								
COMPOUND NO = 404 MOL WGT - C6H5CH2CH2/N/CH3/2/C12H25	354.1	DODECYL DIMETHYL 2-PHENYLETHYLAMMONIUM CHLORIDE						
	UNK	4.1 X10-3 M	CC	UNSPECIFIED CONDUCTANCE	CELL EGGE	52001	T	L
1 ENTRIES FOR COMPOUND								
COMPOUND NO = 405 MOL WGT -	354.1	DODECYL METHYLETHYLBENZYLAMMONIUM CHLORIDE						
	UNK	7.7 X10-3 M	CC	UNSPECIFIED CONDUCTANCE	CELL EGGE	52001	T	L
1 ENTIRES FOR COMPOUND								
COMPOUND NO = 406 MOL WGT - CHLORIDE CF3C6H4CH2/N/CH3/2/C12H25	408.0	DODECYL DIMETHYL META-TRIFLUOROMETHYLBENZYL AMMONIUM						
	UNK	3.2 X10-3 M	CC	UNSPECIFIED CONDUCTANCE	CELL EGGE	52001	T	L
1 ENTRIES FOR COMPOUND								

Concentration units: A—mol %; B—vol % solvent; C—mol % surfactant mixture; D—wt/vol %; E—% saturation; H—wt % solvent; I—mol % surfactant; K—normality

counterions; M—molar; N—normal; P—wt %; Q—wt % surfactant; R—varied; S—mol/kg; T—wt % surfactant mixture; U—mol/(l or kg); W—molal; Y—atm. Details on page 222.

*Complete Table of Critical Micelle Concentration Values – Continued*

Additives	Temp. °C	CMC	Qual. Mat. Meth.	Method	Authors	Reference	Source	Evaluation
COMPOUND NO = 407 MOL WGT - C6H5CH2CH2/N/CH3/2/C12H25	368.1	DODECYL DIMETHYL 3-PHENYLPROPYLAMMONIUM CHLORIDE						
1 ENTRIES FOR COMPOUND	UNK	3.13 X10-3 M	CC	UNSPECIFIED CONDUCTANCE	CELL EGGE	52001	T	L
COMPOUND NO = 408 MOL WGT -	344.6	POTASSIUM HEXADECANE 1-SULFONATE						
1 ENTRIES FOR COMPOUND	80	1.80 X10-3 W	CD	EQUIV CONDCTNCE GRAPH	MURR HART	35001	K	L
COMPOUND NO = 409 MOL WGT -	415.6	TRIETHANOLAMMONIUM DODECYL SULFATE						
3 ENTRIES FOR COMPOUND	59017	VALUES FRM REF IN CMC			KASH	58021		R
	33	4. X10-3 M	BE	SURFACE TNSN LINEAR PLOT	KASH EZAK	59017	T	L
	40	4. X10-3 M	BE	FOAMING POWER	KASH EZAK	59017	T	L
COMPOUND NO = 410 MOL WGT -	353.5	MORPHOLINIUM DODECYL SULFATE						
3 ENTRIES FOR COMPOUND	59017	VALUES FRM REF IN CMC			KASH	58021		R
	40	3. X10-3 M	BE	FOAMING POWER	KASH EZAK	59017	T	L
	40	4. X10-3 M	BE	SURFACE TNSN LINEAR PLOT	KASH EZAK	59017	T	L
COMPOUND NO = 411 MOL WGT -	217.4	DECYLAMMONIUM ACETATE						
1 ENTRIES FOR COMPOUND	UNK	4. X10-2 M	CE	METHOD NOT CITED	SOMA HEAL	64035	T	L
COMPOUND NO = 412 MOL WGT -	245.5	DODECYLAMMONIUM ACETATE						
1 ENTRIES FOR COMPOUND	UNK	1.3 X10-2 M	CD	METHOD NOT CITED	SOMA HEAL	64035	T	L
COMPOUND NO = 413 MOL WGT -	273.5	TETRADECYLAMMONIUM ACETATE						
1 ENTRIES FOR COMPOUND	UNK	4. X10-3 M	CE	METHOD NOT CITED	SOMA HEAL	64035	T	L
COMPOUND NO = 414 MOL WGT -	301.6	HEXADECYLAMMONIUM ACETATE						
1 ENTRIES FOR COMPOUND	UNK	8. X10-4 M	CE	METHOD NOT CITED	SOMA HEAL	64035	T	L
COMPOUND NO = 415 MOL WGT -	329.6	OCTADECYLAMMONIUM ACETATE						
1 ENTRIES FOR COMPOUND	UNK	3 X10-4 M	CE	METHOD NOT CITED	SOMA HEAL	64035	T	L
COMPOUND NO = 416 MOL WGT -	314.1	PERFLUORO HEXANOIC ACID						
		QUESTIONABLE CRITERION			KLEV RAIS	54010		R
		QUESTIONABLE CRITERION			KLEV VERG	57017		R
	57017	VALUES FRM REF IN CMC			KLEV VERG	56010		R
	0	1.09 X10-1 M	BC	EQUIV CONDCTNCE GRAPH	KLEV VERG	57017	P	3
	18.5	8.2 X10-2 M	BC	SURFACE TENSION LOG PLOT	KLEV RAIS	54010	T	L
	18	1.06 X10-1 M	BC	EQUIV CONDCTNCE GRAPH	KLEV VERG	57017	P	3
	25	5.4 X10-2 M	BG	UNSPEC SPCTR CHNG PNCN	KLEV	58011	T	I
	UNK	5.0 X10-2 M	CG	METHOD NOT CITED	KLEV CARR	56001	T	L
	UNK	5.1 X10-2 M	XG	METHOD NOT CITED	KLEV RAIS	54004	T	L
E O PH OF SOLUTION	UNK			GRAPH DATA NOT RETRIEVED	KLEV RAIS	54004		R
10 ENTRIES FOR COMPOUND								
COMPOUND NO = 417 MOL WGT -	414.1	PERFLUORO OCTANOIC ACID						
		QUESTIONABLE CRITERION			KLEV RAIS	54010		R
		QUESTIONABLE CRITERION			KLEV VERG	57017		R
	57017	VALUES FRM REF IN CMC			KLEV VERG	56010		R
	18.5	9.0 X10-3 M	BC	SURFACE TENSION LOG PLOT	KLEV RAIS	54010	T	L
	18	9.8 X10-3 M	BB	EQUIV CONDCTNCE GRAPH	KLEV VERG	57017	P	3
	25	5.6 X10-3 M	BG	UNSPEC SPCTR CHNG PNCN	KLEV	58011	T	L
	30	8.7 X10-3 M	BC	SURFACE TENSION LOG PLOT	KLEV RAIS	54010	T	L
	35	9.3 X10-3 M	BB	EQUIV CONDCTNCE GRAPH	KLEV VERG	57017	P	3
	45	1.02 X10-2 M	BB	EQUIV CONDCTNCE GRAPH	KLEV VERG	57017	P	3
	UNK	5.1 X10-3 M	CG	METHOD NOT CITED	KLEV CARR	56001	T	L
2.5 E-2 M H CL	30	3.2 X10-3 M	BC	SURFACE TENSION LOG PLOT	KLEV RAIS	54010	T	L
5. E-2 M H CL	30	2. X10-3 M	BE	SURFACE TENSION LOG PLOT	KLEV RAIS	54010	T	L

Concentration units: A—mol %; B—vol % solvent; C—mol % surfactant mixture; D—wt/vol %; E—% saturation; H—wt % solvent; I—mol % surfactant; K—normality

counterions; M—molar; N—normal; P—wt %; Q—wt % surfactant; R—varied; S—mol/kg; T—wt % surfactant mixture; U—mol/(l or kg); W—molal; Y—atm. Details on page 222.



*Complete Table of Critical Micelle Concentration Values—Continued*

Additives			Temp. °C	CMC	Qual. Mat. Meth.	Method	Authors	Reference	Source	Evaluation
5.	E-2 M	K CL	30	5. X10-3 M	BE	SURFACE TENSION LOG PLOT	KLEV RAIS	54010	T	L
5.	E-3 M	K OH	30	1.12 X10-2 M	BD	SURFACE TENSION LOG PLOT	KLEV RAIS	54010	T	L
1.	E-2 M	K OH	30	1.52 X10-2 M	BD	SURFACE TENSION LOG PLOT	KLEV RAIS	54010	T	L
2.5	E-2 M	K OH	30	3.02 X10-2 M	BD	SURFACE TENSION LOG PLOT	KLEV RAIS	54010	T	L
5.	E-2 M	K OH	30	2.4 X10-2 M	BD	SURFACE TENSION LOG PLOT	KLEV RAIS	54010	T	L
1.0	E-1 M	K OH	30	1.9 X10-2 M	BD	SURFACE TENSION LOG PLOT	KLEV RAIS	54010	T	L
.	E O	PH OF SOLUTION	UNK			GRAPH DATA NOT RETRIEVED	KLEV RAIS	54004		R
2.5	E 1 C	0001	30	1.10 X10-2 M	CD	SURFACE TENSION LOG PLOT	KLEV RAIS	54010	T	L
5.0	E 1 C	0001	30	4.5 X10-3 M	CD	SURFACE TENSION LOG PLOT	KLEV RAIS	54010	T	L
8.0	E 1 C	0001	30	5. X10-3 M	CE	SURFACE TENSION LOG PLOT	KLEV RAIS	54010	T	L
9.0	E 1 C	0001	30	5.5 X10-3 M	CE	SURFACE TENSION MINIMUM	KLEV RAIS	54010	T	L
23 ENTRIES FOR COMPOUND										
COMPOUND NO = 418 MOL WGT -			258.3	SODIUM UNDECYL SULFONATE						
			20	1.9 X10-2 M	BC	INTERFACIAL TENSION LOGM	V VO	60025	T	L
3.	E-2 K	NA CL	20	1.4 X10-2 M	BC	INTERFACIAL TENSION LOGM	V VO	60025	T	L
2 ENTRIES FOR COMPOUND										
COMPOUND NO = 419 MOL WGT -			356.5	SODIUM ALPHA-HEPTYL UNDECYL SULFONATE						
			20	3.6 X10-4 M	BB	INTERFACIAL TENSION LOGM	V VO	60025	T	L
1.	E-3 K	NA CL	20	2.9 X10-4 M	BB	INTERFACIAL TENSION LOGM	V VO	60025	T	L
2 ENTRIES FOR COMPOUND										
COMPOUND NO = 420 MOL WGT -			360.6	POTASSIUM 1-1-2-OCTANE TRICARBOXYLATE						
			25	7.9 X10-1 M	DG	VISUAL SPCTR CHNGE PNCN	SHIN	56003	T	L
1 ENTRIES FOR COMPOUND										
COMPOUND NO = 421 MOL WGT -			416.7	POTASSIUM 1-1-2-DODECANE TRICARBOXYLATE						
			25	9.5 X10-2 M	DG	VISUAL SPCTR CHNGE PNCN	SHIN	56003	T	L
1 ENTRIES FOR COMPOUND										
COMPOUND NO = 422 MOL WGT -			472.8	POTASSIUM 1-1-2-HEXADECANE TRICARBOXYLATE						
			25	1.2 X10-2 M	DG	VISUAL SPCTR CHNGE PNCN	SHIN	56003	T	L
1 ENTRIES FOR COMPOUND										
COMPOUND NO = 423 MOL WGT -			174.3	OCTYL/OXYETHYLENE/1 ALCOHOL--OCTYL GLYCOL ETHER						
		HOMOGENEOUS HEAD GROUP	25	4.9 X10-3 M	BC	SURFACE TENSION LOG PLOT	SHIN YAMA	59013	T	3
1 ENTRIES FOR COMPOUND										
COMPOUND NO = 424 MOL WGT -			204.3	OCTYL ALPHA-GLYCERYL ETHER						
			25	5.8 X10-3 M	BC	SURFACE TENSION LOG PLOT	SHIN YAMA	59013	T	3
1 ENTRIES FOR COMPOUND										
COMPOUND NO = 425 MOL WGT -			388.6	POTASSIUM 1-1-2-DECANE TRICARBOXYLATE						
			25			THEORETICALLY ESTIMATED	SHIN	56003	T	R
1 ENTRIES FOR COMPOUND										
COMPOUND NO = 426 MOL WGT -			444.7	POTASSIUM 1-1-2-TETRADECANE TRICARBOXYLATE						
			25			THEORETICALLY ESTIMATED	SHIN	56003	T	R
1 ENTRIES FOR COMPOUND										
COMPOUND NO = 427 MOL WGT -			384.5	HEXADECYL PYRIDINIUM BROMIDE						
			25	6.2 X10-4 M	CB	SPECFC CONDUCTNCE GRAPH	BENT SPAR	66038	T	L
			25	5.81 X10-4 M	BA	EQUIV CONDUCTNCE GRAPH	EVER KRAU	48028	P	2
			25	7.00 X10-4 W	BD	SPECFC CONDUCTNCE GRAPH	CZER	65037	T	L
			27.0	4.8 X10-4 M	BC	KRAFFT POINT SOLUBILITY	ADDI FURM	56019	T	L
			30.0	4.7 X10-4 M	BC	INTERFACIAL TNSN UNSPEC	ADDI FURM	56019	T	L
			35	7.5 X10-4 M	BB	EQUIV CONDUCTNCE GRAPH	HART COLL	36001	T	3
			35	7.7 X10-4 M	BB	SPECFC CONDUCTNCE GRAPH	HART COLL	36001	P	3
			35	7.80 X10-4 W	BD	SPECFC CONDUCTNCE GRAPH	CZER	65037	T	L
			45	8.90 X10-4 W	BD	SPECFC CONDUCTNCE GRAPH	CZER	65037	T	L
			55	1.035X10-3 W	BD	SPECFC CONDUCTNCE GRAPH	CZER	65037	T	L
			40	3.4 X10-4 M	BD	TURBIDITY PLT LITE SCATR	TART	59010	T	L
3.	E-3 M	K BR	25	7.51 X10-4 M	BC	EQUIV CONDUCTNCE GRAPH	EVER KRAU	48028	P	3
6.4	E O H	METHANOL	25	1.18 X10-3 M	BA	EQUIV CONDUCTNCE GRAPH	EVER KRAU	48028	P	2
1.470E	1 H	METHANOL	25	1.69 X10-3 M	BA	EQUIV CONDUCTNCE GRAPH	EVER KRAU	48028	P	2
1.991E	1 H	METHANOL	25							

Concentration units: A—mol %; B—vol % solvent; C—mol % surfactant mixture; D—wt/vol %; E—% saturation; H—wt % solvent; I—mol % surfactant; K—normality

counterions; M—molar; N—normal; P—wt %; Q—wt % surfactant; R—varied; S—mol/kg; T—wt % surfactant mixture; U—mol/(l or kg); W—mola; Y—atm. Details on page 222.

*Complete Table of Critical Micelle Concentration Values—Continued*

Additives	Temp. °C	CMC	Qual. Mat. Meth.	Method	Authors	Reference	Source	Evaluation
2.602E 1 H METHANOL	25	2.81 X10-3 M	BB	EQUIV CONDUCTNCE GRAPH	EVER KRAU	48028	P	3
3.520E 1 H METHANOL	25	6.01 X10-3 M	BA	EQUIV CONDUCTNCE GRAPH	EVER KRAU	48028	P	2
E 0 0099				GRAPH DATA NOT RETRIEVED	LANG	53005		R
E 0 0290				GRAPH DATA NOT RETRIEVED	LANG	53005		R
18 ENTRIES FOR COMPOUND								
COMPOUND NO = 428 MOL WGT -		114.0		PERFLUORO ACETIC ACID				
		57017		QUESTIONABLE CRITERION	KLEV RAIS	54010		R
	25	2.6 X10 0 M	BE	VALUES FRM REF IN CMC	KLEV VERG	56010		R
	25			SURFACE TENSION LOG PLOT	KLEV RAIS	54010	T	L
	35			QUESTIONABLE CRITERION	KLEV	58011		R
				QUESTIONABLE CRITERION	KLEV VERG	57017		R
5 ENTRIES FOR COMPOUND								
COMPOUND NO = 429 MOL WGT -		164.0		PERFLUORO PROPIONIC ACID				
		57017		VALUES FRM REF IN CMC	KLEV VERG	56010		R
	25	1.11 X10-3 M	BG	UNSPEC SPCTR CHNG PNCN	KLEV	58011	T	L
	35			QUESTIONABLE CRITERION	KLEV VERG	57017		R
	35	1.21 X10 0 M	AC	EQUIV CONDUCTNCE GRAPH	KLEV VERG	57017	P	L
4 ENTRIES FOR COMPOUND								
COMPOUND NO = 430 MOL WGT -		214.0		PERFLUORO BUTYRIC ACID				
				QUESTIONABLE CRITERION	KLEV RAIS	54010		R
				QUESTIONABLE CRITERION	KLEV VERG	57017		R
		57017		VALUES FRM REF IN CMC	KLEV VERG	56010		R
	0	5.5 X10-1 M	AC	EQUIV CONDUCTNCE GRAPH	KLEV VERG	57017	P	L
	04.9-	1.49 X10 0 W	AC	FREEZING POINT	HOLL CADY	59023	C	L
	18	5.0 X10-1 M	AC	EQUIV CONDUCTNCE GRAPH	KLEV VERG	57017	P	L
	25	7.1 X10-1 M	BC	SURFACE TENSION LOG PLOT	KLEV RAIS	54010	T	L
	25	5.3 X10-1 M	BG	UNSPEC SPCTR CHNG PNCN	KLEV	58011	T	L
	35	4.9 X10-1 M	AC	EQUIV CONDUCTNCE GRAPH	KLEV VERG	57017	P	L
9 ENTRIES FOR COMPOUND								
COMPOUND NO = 431 MOL WGT -		574.9		TRIDECYL/OXO-PROCESS/ /OXYETHYLENE/8.5 ALCOHOL				
BRANCHED CHAIN, NATURAL OE DISTRIBUTION								
	UNK	8.8 X10-3 D	HC	FOTOMTR SPCTR CHNG I2	BECH	59006	G	L
1 ENTRIES FOR COMPOUND								
COMPOUND NO = 432 MOL WGT -		641.0		TRIDECYL/OXO-PROCESS/ /OXYETHYLENE/10 ALCOHOL				
BRANCHED CHAIN, NATURAL OE DISTRIBUTION								
	UNK	8.1 X10-3 D	HC	FOTOMTR SPCTR CHNG I2	BECH	59006	G	L
E 0 NA CL	25			SUMMARIZING EQN ONLY	BECH	62002		R
2 ENTRIES FOR COMPOUND								
COMPOUND NO = 433 MOL WGT -		861.3		TRIDECYL/OXO-PROCESS/ /OXYETHYLENE/15 ALCOHOL				
BRANCHED CHAIN, NATURAL OE DISTRIBUTION								
	UNK	1.3 X10-2 D	HD	FOTOMTR SPCTR CHNG I2	BECH	59006	G	L
E 0 NA CL	25			SUMMARIZING EQN ONLY	BECH	62002		R
2 ENTRIES FOR COMPOUND								
COMPOUND NO = 434 MOL WGT -		1,169.7		TRIDECYL/OXO-PROCESS/ /OXYETHYLENE/22 ALCOHOL				
BRANCHED CHAIN, NATURAL OE DISTRIBUTION								
	UNK	2.8 X10-2 D	HD	FOTOMTR SPCTR CHNG I2	BECH	59006	G	L
E 0 NA CL	25			SUMMARIZING EQN ONLY	BECH	62002		R
2 ENTRIES FOR COMPOUND								
COMPOUND NO = 435 MOL WGT -		711.2		OCTADECYL/OXYETHYLENE/10 ALCOHOL				
NATURAL DISTRIBUTION OF HEAD GROUPS								
		62002		QUESTIONABLE CRITERION	BECH	62002		R
				VALUES FRM REF IN CMC	BECH	59006		R
2 ENTRIES FOR COMPOUND								
COMPOUND NO = 436 MOL WGT -		1,151.8		OCTADECYL/OXYETHYLENE/20 ALCOHOL				
NATURAL DISTRIBUTION OF HEAD GROUPS								
		62002		QUESTIONABLE CRITERION	BECH	62002		R
				VALUES FRM REF IN CMC	BECH	59006		R
2 ENTRIES FOR COMPOUND								

Concentration units: A—mol %; B—vol % solvent; C—mol % surfactant mixture; D—wt/vol %; E—% saturation; H—wt % solvent; I—mol % surfactant; K—normality

counterions; M—molar; N—normal; P—wt %; Q—wt % surfactant; R—varied; S—mol/kg; T—wt % surfactant mixture; U—mol/(l or kg); W—molal; Y—atm. Details on page 222.



*Complete Table of Critical Micelle Concentration Values – Continued*

Additives	Temp. °C	CMC	Qual. Mat. Meth.	Method	Authors	Reference	Source	Evaluation
COMPOUND NO = 437 MOL WGT - 797.3 OLEYL/CIS-9-OCTADECENOYL/ /OXYETHYLENE/12 ALCOHOL NATURAL DISTRIBUTION OF HEAD GROUPS	UNK	3.3 X10-2 D	HD	FOTOMTR SPCTR CHNG I2	BECH	59006	G L	
1 ENTRIES FOR COMPOUND								
COMPOUND NO = 438 MOL WGT - 973.5 OLEYL/CIS-9-OCTADECENOYL/ /OXYETHYLENE/16 ALCOHOL NATURAL DISTRIBUTION OF HEAD GROUPS	UNK	3.2 X10-2 D	HD	FOTOMTR SPCTR CHNG I2	BECH	59006	G L	
1 ENTRIES FOR COMPOUND								
COMPOUND NO = 439 MOL WGT - 1,149.7 OLEYL/CIS-9-OCTADECENOYL/ /OXYETHYLENE/20 ALCOHOL NATURAL DISTRIBUTION OF HEAD GROUPS	UNK	2.9 X10-2 D	HD	FOTOMTR SPCTR CHNG I2	BECH	59006	G L	
1 ENTRIES FOR COMPOUND								
COMPOUND NO = 440 MOL WGT - 522.8 /OXYETHYLENE/4 SORBITAN MONOLAURATE ISOMERS AND DISTRIBUTED MULTIPLE OE CHAINS	UNK	1.3 X10-2 D	HD	FOTOMTR SPCTR CHNG I2	BECH	59006	G L	
1 ENTRIES FOR COMPOUND								
COMPOUND NO = 441 MOL WGT - 699.0 /OXYETHYLENE/8 SORBITAN MONOLAURATE ISOMERS AND DISTRIBUTED MULTIPLE OE CHAINS	UNK	1.2 X10-2 D	HD	FOTOMTR SPCTR CHNG I2	BECH	59006	G L	
1 ENTRIES FOR COMPOUND								
COMPOUND NO = 442 MOL WGT - 787.1 /OXYETHYLENE/10 SORBITAN MONOLAURATE ISOMERS AND DISTRIBUTED MULTIPLE OE CHAINS	UNK	1.2 X10-2 D	HD	FOTOMTR SPCTR CHNG I2	BECH	59006	G L	
1 ENTRIES FOR COMPOUND								
COMPOUND NO = 443 MOL WGT - 1,227.7 /OXYETHYLENE/20 SORBITAN MONOLAURATE ISOMERS AND DISTRIBUTED MULTIPLE OE CHAINS	UNK	1.4 X10-2 D	HD	FOTOMTR SPCTR CHNG I2	BECH	59006	G L	
1 ENTRIES FOR COMPOUND								
COMPOUND NO = 444 MOL WGT - 1,448.0 /OXYETHYLENE/25 SORBITAN MONOLAURATE ISOMERS AND DISTRIBUTED MULTIPLE OE CHAINS	UNK	1.4 X10-2 D	HD	FOTOMTR SPCTR CHNG I2	BECH	59006	G L	
1 ENTRIES FOR COMPOUND								
COMPOUND NO = 445 MOL WGT - 292.3 SODIUM PARA-BIS-/N-BUTYL/ BENZENE SULFONATE 60 QUESTIONABLE CRITERION					KOBE KLAM	60017		R
1 ENTRIES FOR COMPOUND								
COMPOUND NO = 446 MOL WGT - 348.5 SODIUM PARA-BIS-/N-HEXYL/ BENZENE SULFONATE 60 QUESTIONABLE CRITERION					KOBE KLAM	60017		R
1 ENTRIES FOR COMPOUND								
COMPOUND NO = 447 MOL WGT - 404.6 SODIUM PARA-BIS-/N-OCTYL/ BENZENE SULFONATE 60 QUESTIONABLE CRITERION					KOBE KLAM	60017		R
1 ENTRIES FOR COMPOUND								
COMPOUND NO = 448 MOL WGT - 306.5 SODIUM OCTADECANOATE /STEARATE/ QUESTIONABLE CRITERION	50	1.8 X10-3 M	HC	SPECFC CONDCTNCE GRAPH	STAU	39006		R
	UNK	4. X10-2 D	XG	VISUAL SPCTR CHNGE PNCN	MARO ELDE	54006	T L	
		1.3 X10-3 M			DEMC	61031	T L	
1. E-1 H NA OH	70	7.5 X10-5 M	CC	SURFACE TENSION LOG PLOT	POWN ADDI	38006	K L	
4 ENTRIES FOR COMPOUND								
COMPOUND NO = 449 MOL WGT - 235.9 DODECYLMETHYL AMMONIUM CHLORIDE 30 1.46 X10-2 M			BC	EQUIV CONDCTNCE GRAPH	RALS BROO	49013	T 3	
1 ENTRIES FOR COMPOUND								

Concentration units: A – mol %; B – vol % solvent; C – mol % surfactant mixture; D – wt/vol %; E – % saturation; H – wt % solvent; I – mol % surfactant; K – normality

counterions; M – molar; N – normal; P – wt %; Q – wt % surfactant; R – varied; S – mol/kg; T – wt % surfactant mixture; U – mol/(l or kg); W – molal; Y – atm. Details on page 222.

*Complete Table of Critical Micelle Concentration Values—Continued*

Additives	Temp. °C	CMC	Qual. Mat. Meth.	Method	Authors	Reference	Source	Evaluation
COMPOUND NO = 450 MOL WGT -	249.9	DODECYLDIMETHYL AMMONIUM CHLORIDE						
1 ENTRIES FOR COMPOUND	30	1.61 X10-2 M	BC	EQUIV CONDUCTNCE GRAPH	RAIS BROO	49013	T	3
COMPOUND NO = 451 MOL WGT -	448.1	PARA DI-ISOBUTYLPHENOXYETHOXYETHYL DIMETHYLBENZYL AMMONIUM CHLORIDE /HYAMINE 1622/						
				QUESTIONABLE CRITERION	ROSS HUDS	57010		R
				GRAPH DATA NOT RETRIEVED	COHE VASS	61027		R
	24.7	1.6 X10-1 P	HC	SPECFC CONDUCTNCE GRAPH	ROSS BRAM	57031	T	L
E 0 DC ANTIFOAM A (PMS*)	24.7	1.7 X10-1 P	HC	SPECFC CONDUCTNCE GRAPH	ROSS BRAM	57031	T	L
5. E-2 P DECANOL-1	24.7	9. X10-2 P	HD	SPECFC CONDUCTNCE GRAPH	ROSS BRAM	57031	T	L
5. E-2 P LAURYL ALCOHOL	24.7	1.1 X10-1 P	HD	SPECFC CONDUCTNCE GRAPH	ROSS BRAM	57031	T	L
5. E-2 P TRIBUTYL PHOSPHATE	24.7	1.5 X10-1 P	HC	SPECFC CONDUCTNCE GRAPH	ROSS BRAM	57031	T	L
5.0 E-1 P TRIBUTYL PHOSPHATE	24.7	1.4 X10-1 P	HC	SPECFC CONDUCTNCE GRAPH	ROSS BRAM	57031	T	L
5. E-2 P 2-ETHYL HEXANOL	24.7	1.3 X10-1 P	HC	SPECFC CONDUCTNCE GRAPH	ROSS BRAM	57031	T	L
9 ENTRIES FOR COMPOUND								
COMPOUND NO = 452 MOL WGT -	246.9	3-4-DICHLOROPERFLUORO BUTYRIC/KEL-F/ACID						
1 ENTRIES FOR COMPOUND	25	7.0 X10-1 M	HG	UNSPEC SPCTR CHNG PNCN	KLEV	58011	T	L
COMPOUND NO = 453 MOL WGT -	363.4	3-5-6-TRICHLOROPERFLUORO HEXANOIC/KEL-F/ACID						
1 ENTRIES FOR COMPOUND	25	6.2 X10-2 M	HG	UNSPEC SPCTR CHNG PNCN	KLEV	58011	T	L
COMPOUND NO = 454 MOL WGT -	479.9	3-5-7-8-TETRACHLOROPERFLUORO OCTANOIC/KEL-F/ACID						
1 ENTRIES FOR COMPOUND	25	9.1 X10-3 M	HG	UNSPEC SPCTR CHNG PNCN	KLEV	58011	T	L
COMPOUND NO = 455 MOL WGT -	514.1	PERFLUORO DECANOIC ACID						
	25	4.8 X10-4 M	BG	UNSPEC SPCTR CHNG PNCN	KLEV	58011	T	L
	30	8.9 X10-4 M	BC	SURFACE TENSION LOG PLOT	KLEV RAIS	54010	T	L
	UNK	8. X10-4 M	XG	METHOD NOT CITED	KLEV RAIS	54004	T	L
3 ENTRIES FOR COMPOUND								
COMPOUND NO = 456 MOL WGT -	452.2	POTASSIUM PERFLUORO OCTANOATE						
	25	2.88 X10-2 W	BB	UNSPECIFIED CONDUCTANCE	SHIN KATS	64011	T	3
	30	2.74 X10-2 W	BB	UNSPECIFIED CONDUCTANCE	SHIN KATS	64011	T	3
	30	2.63 X10-2 M	BC	SURFACE TENSION LOG PLOT	KLEV RAIS	54010	T	L
	40	2.65 X10-2 W	BB	UNSPECIFIED CONDUCTANCE	SHIN KATS	64011	T	3
	55	2.76 X10-2 W	BB	UNSPECIFIED CONDUCTANCE	SHIN KATS	64011	T	3
	70	3.07 X10-2 W	BB	UNSPECIFIED CONDUCTANCE	SHIN KATS	64011	T	3
	85	3.54 X10-2 W	BB	UNSPECIFIED CONDUCTANCE	SHIN KATS	64011	T	3
	UNK	2.7 X10-2 M	XG	METHOD NOT CITED	KLEV RAIS	54004	T	L
9.4 E-3 W K N03	30	2.43 X10-2 W	BB	UNSPECIFIED CONDUCTANCE	SHIN KATS	64011	L	3
1.82 E-2 W K N03	30	2.22 X10-2 W	BB	UNSPECIFIED CONDUCTANCE	SHIN KATS	64011	L	3
2.96 E-2 W K N03	30	2.01 X10-2 W	BB	UNSPECIFIED CONDUCTANCE	SHIN KATS	64011	L	3
8.3 E-3 W K N03	40	2.40 X10-2 W	BB	UNSPECIFIED CONDUCTANCE	SHIN KATS	64011	L	3
2.39 E-2 W K N03	40	2.07 X10-2 W	BB	UNSPECIFIED CONDUCTANCE	SHIN KATS	64011	L	3
4.08 E-2 W K N03	40	1.79 X10-2 W	BB	UNSPECIFIED CONDUCTANCE	SHIN KATS	64011	L	3
7.31 E-2 W K N03	40	1.46 X10-2 W	BB	UNSPECIFIED CONDUCTANCE	SHIN KATS	64011	L	3
1.13 E-2 W K N03	55	2.42 X10-2 W	BB	UNSPECIFIED CONDUCTANCE	SHIN KATS	64011	L	3
2.30 E-2 W K N03	55	2.17 X10-2 W	BB	UNSPECIFIED CONDUCTANCE	SHIN KATS	64011	L	3
3.54 E-2 W K N03	55	1.93 X10-2 W	BB	UNSPECIFIED CONDUCTANCE	SHIN KATS	64011	L	3
4.65 E-2 W K N03	55	1.82 X10-2 W	BB	UNSPECIFIED CONDUCTANCE	SHIN KATS	64011	L	3
6.01 E-2 W K N03	55	1.65 X10-2 W	BB	UNSPECIFIED CONDUCTANCE	SHIN KATS	64011	L	3
7.77 E-2 W K N03	55	1.49 X10-2 W	BB	UNSPECIFIED CONDUCTANCE	SHIN KATS	64011	L	3
1.28 E-2 W K N03	70	2.75 X10-2 W	BB	UNSPECIFIED CONDUCTANCE	SHIN KATS	64011	L	3
3.77 E-2 W K N03	70	2.22 X10-2 W	BB	UNSPECIFIED CONDUCTANCE	SHIN KATS	64011	L	3
8.22 E-2 W K N03	70	1.82 X10-2 W	BB	UNSPECIFIED CONDUCTANCE	SHIN KATS	64011	L	3
4.65 E-2 W K N03	85	2.59 X10-2 W	BB	UNSPECIFIED CONDUCTANCE	SHIN KATS	64011	L	3
7.71 E-2 W K N03	85	2.27 X10-2 W	BB	UNSPECIFIED CONDUCTANCE	SHIN KATS	64011	L	3
26 ENTRIES FOR COMPOUND								
COMPOUND NO = 457 MOL WGT -	118.2	1-4-HEXANEDIOL						
	24	1.9 X10-1 M	BC	SURFACE TENSION LOG PLOT	KATO	63037	T	L
	UNK	2.0 X10-1 M	BC	FOTOMTR SOLUBLZTN SDN 4	KATO	63037	T	L
	UNK	1.9 X10-1 M	BC	REFRACTIVE INDEX	KATO	63037	T	L
3 ENTRIES FOR COMPOUND								

Concentration units: A—mol %; B—vol % solvent; C—mol % surfactant mixture; D—wt/vol %; E—% saturation; H—wt % solvent; I—mol % surfactant; K—normality

counterions; M—molar; N—normal; P—wt %; Q—wt % surfactant; R—varied; S—mol/kg; T—wt % surfactant mixture; U—mol/(l or kg); W—molar; Y—atm. Details on page 222.



*Complete Table of Critical Micelle Concentration Values—Continued*

Additives	Temp. °C	CMC	Qual. Mat. Meth.	Method	Authors	Reference	Source	Evaluation
COMPOUND NO = 458 MOL WGT - 347.3 DECYL PYRIDINIUM IODIDE								
	RM	2.4 X10-2 M	CC	FOTOMTR SOLUBLZTN OROT	HARK KRIZ	51010	T	L
	RM	2.25 X10-2 M	CB	MICELLAR SPECTRAL CHANGE	HARK KRIZ	51010	T	3
	RM	2.23 X10-2 M	CG	VISUAL SPCTR CHNGE SKYB	HARK KRIZ	51010	T	L
3 ENTRIES FOR COMPOUND								
COMPOUND NO = 459 MOL WGT - .0 ALKYL/15-17/ /OXYETHYLENE/ /19-23/ALCHOL /CETOMACROGOL 1000/								
	20	6.3 X10-3 D	HC	SURFACE TENSION LOG PLOT	ELWO	60027	T	L
	20	7. X10-3 D	HE	FOTOMTR SOLUBLZTN DMYL	ELWO	60027	T	L
	UNK	2.1 X10-3 D	HG	SURFACE TENSION UNSPEC	WAN	66018	T	L
	UNK	1.1 X10-3 D	HE	SURFACE TENSION UNSPEC	HUGO NEWT	60026	T	L
	UNK	1.2 X10-3 D	HE	FOTOMTR SPCTR CHNG I2	HUGO NEWT	60026	T	L
	UNK	7.0 X10-3 D	HD	FOTOMTR SPCTR CHNG I2	ELWO	60027	T	L
2. E-1 M NA CL	UNK	6.7 X10-3 D	HD	FOTOMTR SPCTR CHNG I2	ELWO	60027	G	L
7. E-1 M NA CL	UNK	6.2 X10-3 D	HD	FOTOMTR SPCTR CHNG I2	ELWO	60027	G	L
1.0 E O M NA CL	UNK	5.8 X10-3 D	HD	FOTOMTR SPCTR CHNG I2	ELWO	60027	G	L
1.5 E O M NA CL	UNK	4.7 X10-3 D	HD	FOTOMTR SPCTR CHNG I2	ELWO	60027	G	L
2.0 E O M NA CL	UNK	3.5 X10-3 D	HD	FOTOMTR SPCTR CHNG I2	ELWO	60027	G	L
2.5 E O M NA CL	UNK	3. X10-3 D	HE	FOTOMTR SPCTR CHNG I2	ELWO	60027	T	L
12 ENTRIES FOR COMPOUND								
COMPOUND NO = 460 MOL WGT - 356.5 DODECYL TROPYLIUM MONOPHOSPHATE								
8.5 E 1 H H3 P04	25	1.0 X10-3 M	BD	SURFACE TENSION LOG PLOT	ABUH MYSE	65019	T	L
1 ENTRIES FOR COMPOUND								
COMPOUND NO = 461 MCL WGT - 118.2 BUTYL/OXYETHYLENE/1 ALCOHOL--BUTYL GLYCOL ETHER HOMOGENEOUS HEAD GROUP								
	25	9.8 X10-1 M	CC	REFRACTIVE INDEX	DONB JACO	66019	T	L
	UNK	8.8 X10-1 M	CC	SURFACE TENSION LOG PLOT	DONB JACO	66019	T	L
2 ENTRIES FOR COMPOUND								
COMPOUND NO = 462 MOL WGT - 376.4 SODIUM MONOLAURIN SULFATE								
	25	5.2 X10-3 M	CC	SPECFC CONDCTNCE GRAPH	BISW MUKH	60028	T	L
	UNK	2.6 X10-3 M	CG	VISUAL SPCTR CHNGE RHD6	BISW MUKH	60028	T	L
4. E-3 M NA CL	25	3.4 X10-3 M	CC	SPECFC CONDCTNCE GRAPH	BISW MUKH	60028	T	L
1. E-2 M NA CL	25	1.6 X10-3 M	CC	SPECFC CONDCTNCE GRAPH	BISW MUKH	60028	T	L
2. E-2 M NA CL	25	1.03 X10-3 M	CD	SPECFC CONDCTNCE GRAPH	BISW MUKH	60028	T	L
3. E-2 M NA CL	25	6.025X10-3 M	CE	SPECFC CONDCTNCE GRAPH	BISW MUKH	60028	T	L
4. E-3 M NA CL	UNK	1.75 X10-3 M	CG	VISUAL SPCTR CHNGE RHD6	BISW MUKH	60028	T	L
1. E-2 M NA CL	UNK	1.3 X10-3 M	CG	VISUAL SPCTR CHNGE RHD6	BISW MUKH	60028	T	L
2. E-2 M NA CL	UNK	9. X10-4 M	CG	VISUAL SPCTR CHNGE RHD6	BISW MUKH	60028	T	L
3. E-2 M NA CL	UNK	6.3 X10-4 M	CG	VISUAL SPCTR CHNGE RHD6	BISW MUKH	60028	T	L
4. E-2 M NA CL	UNK	4.5 X10-4 M	CG	VISUAL SPCTR CHNGE RHD6	BISW MUKH	60028	T	L
11 ENTRIES FOR COMPOUND								
COMPOUND NO = 463 MOL WGT - 705.0 NONYL BENZENE/OXYETHYLENE/11 ALCOHOL NATURAL DISTRIBUTION OF HEAD GROUPS								
	28	2.47 X10-5 M	HD	SURFACE TENSION LOG PLOT	MANK	66021	T	L
1 ENTRIES FOR COMPOUND								
COMPOUND NO = 464 MOL WGT - 881.3 NONYL BENZENE/OXYETHYLENE/15 ALCOHOL NATURAL DISTRIBUTION OF HEAD GROUPS								
	21.2	3.10 X10-5 M	HD	SURFACE TENSION LOG PLOT	MANK	66021	T	L
	25	2.85 X10-5 M	HD	SURFACE TENSION LOG PLOT	MANK	66021	T	L
	28	2.71 X10-5 M	HD	SURFACE TENSION LOG PLOT	MANK	66021	T	L
	33.5	2.69 X10-5 M	HD	SURFACE TENSION LOG PLOT	MANK	66021	T	L
	41.5	2.36 X10-5 M	HD	SURFACE TENSION LOG PLOT	MANK	66021	T	L
	45	2.27 X10-5 M	HD	SURFACE TENSION LOG PLOT	MANK	66021	T	L
6 ENTRIES FOR COMPOUND								
COMPOUND NO = 465 MOL WGT - 596.9 TRIDECYL/OXYETHYLENE/9 ALCOHOL NATURAL DISTRIBUTION OF HEAD GROUPS								
	28	1.49 X10-5 M	HD	SURFACE TENSION LOG PLOT	MANK	66021	T	L
1 ENTRIES FOR COMPOUND								

Concentration units: A—mol %; B—vol % solvent; C—mol % surfactant mixture; D—wt/vol %; E—% saturation; H—wt % solvent; I—mol % surfactant; K—normality

counterions; M—molar; N—normal; P—wt %; Q—wt % surfactant; R—varied; S—mol/kg; T—wt % surfactant mixture; U—mol/(l or kg); W—molal; Y—atm. Details on page 222.

*Complete Table of Critical Micelle Concentration Values — Continued*

Additives	Temp. °C	CMC	Qual. Mat. Meth.	Method	Authors	Reference	Source	Evaluation
COMPOUND NO = 466 MOL WGT — 596.9 TRIDECYL/SECONDARY/ /OXYETHYLENE/9 ALCOHOL NATURAL DISTRIBUTION OF HEAD GROUPS	28	5.15 X10-5 M	HD	SURFACE TENSION LOG PLOT	MANK	66021	T	L
1 ENTRIES FOR COMPOUND								
COMPOUND NO = 467 MOL WGT — 729.1 TRIDECYL/SECONDARY/ /OXYETHYLENE/12 ALCOHOL NATURAL DISTRIBUTION OF HEAD GROUPS	28	8.67 X10-5 M	HD	SURFACE TENSION LOG PLOT	MANK	66021	T	L
1 ENTRIES FOR COMPOUND								
COMPOUND NO = 468 MOL WGT — 459.6 DODECYL/OXYETHYLENE/6.2 ALCOHOL NATURAL DISTRIBUTION OF HEAD GROUPS	30	8 X10-5 M	ED	FOTOMTR SOLUBLZTN YLOB	TOKI	64024	T	L
1 ENTRIES FOR COMPOUND								
COMPOUND NO = 469 MOL WGT — 521.2 DODECYL/OXYETHYLENE/7.6 ALCOHOL NATURAL DISTRIBUTION OF HEAD GROUPS	30	9. X10-5 M	ED	FOTOMTR SOLUBLZTN YLOB	TOKI	64024	T	L
	30	2.6 X10-4 M	EE	SURFACE TENSION LOG PLOT	TOKI	64024	T	L
2 ENTRIES FOR COMPOUND								
COMPOUND NO = 470 MOL WGT — 653.4 DODECYL/OXYETHYLENE/10.6 ALCOHOL NATURAL DISTRIBUTION OF HEAD GROUPS	30	1.2 X10-4 M	ED	FOTOMTR SOLUBLZTN SDN 4	TOKI	64024	T	L
1 ENTRIES FOR COMPOUND								
COMPOUND NO = 471 MOL WGT — 882.5 DODECYL/OXYETHYLENE/15.8 ALCOHOL NATURAL DISTRIBUTION OF HEAD GROUPS	30	1.8 X10-4 M	ED	FOTOMTR SOLUBLZTN YLOB	TOKI	64024	T	L
	30	2.8 X10-4 M	EE	SURFACE TENSION LOG PLOT	TOKI	64024	T	L
2 ENTRIES FOR COMPOUND								
COMPOUND NO = 472 MOL WGT — 1,085.2 DODECYL/OXYETHYLENE/20.4 ALCOHOL NATURAL DISTRIBUTION OF HEAD GROUPS	30	2.1 X10-4 M	EC	FOTOMTR SOLUBLZTN SDN 4	TOKI	64024	T	L
1 ENTRIES FOR COMPOUND								
COMPOUND NO = 473 MOL WGT — 1,380.4 DODECYL/OXYETHYLENE/27.1 ALCOHOL NATURAL DISTRIBUTION OF HEAD GROUPS	30	2.5 X10-4 M	EC	FOTOMTR SOLUBLZTN SDN 4	TOKI	64024	T	L
	30	3.8 X10-4 M	EE	SURFACE TENSION LOG PLOT	TOKI	64024	T	L
2 ENTRIES FOR COMPOUND								
COMPOUND NO = 474 MOL WGT — 1,887.1 DODECYL/OXYETHYLENE/38.6 ALCOHOL NATURAL DISTRIBUTION OF HEAD GROUPS	30	3.6 X10-4 M	EC	FOTOMTR SOLUBLZTN SDN 4	TOKI	64024	T	L
	30	5.0 X10-4 M	EE	SURFACE TENSION LOG PLOT	TOKI	64024	T	L
2 ENTRIES FOR COMPOUND								
COMPOUND NO = 475 MOL WGT — 3,151.6 DODECYL/OXYETHYLENE/67.3 ALCOHOL NATURAL DISTRIBUTION OF HEAD GROUPS	30	5.7 X10-4 M	EC	FOTOMTR SOLUBLZTN SDN 4	TOKI	64024	T	L
1 ENTRIES FOR COMPOUND								
COMPOUND NO = 476 MOL WGT — 166.2 SODIUM OCTANOATE	20	7. X10-2 M	XG	VISCOSITY MINIMUM	SATA TYUZ	53006	T	L
	20	3.6 X10-1 M	DE	VISCOSITY	HESS PHIL	39009	T	L
	25	3.40 X10-1 M	DB	SPECFC CONDUCTNCE GRAPH	CAMP LAKS	65024	T	L
	25	3.51 X10-1 M	DB	SURFACE TENSION LOG PLOT	CAMP LAKS	65024	T	L
	35	3.60 X10-1 M	DB	SPECFC CONDUCTNCE GRAPH	CAMP LAKS	65024	T	L
	50	3.85 X10-1 M	DB	SURFACE TENSION LOG PLOT	CAMP LAKS	65024	T	L
6 ENTRIES FOR COMPOUND								

Concentration units: A—mol %; B—vol % solvent; C—mol % surfactant mixture; D—wt/vol %; E—% saturation; H—wt % solvent; I—mol % surfactant; K—normality

counterions; M—molar; N—normal; P—wt %; Q—wt % surfactant; R—varied; S—mol/kg; T—wt % surfactant mixture; U—mol/(l or kg); W—molal; Y—atm. Details on page 222.



*Complete Table of Critical Micelle Concentration Values—Continued*

Additives			Temp. °C	CMC	Qual. Mat. Meth.	Method	Authors	Reference	Source	Evaluation
COMPOUND NO = 477 MOL WGT -			392.6	OCTADECYL	TRIMETHYLAMMONIUM BROMIDE					
			23	3.0	X10-4 M	HG	STREAMING CURRENT	CARD	66011	T L
1 ENTRIES FOR COMPOUND										
COMPOUND NO = 478 MOL WGT -			378.6	HEXADECYL	DIMETHYLETHYLAMMONIUM BROMIDE					
			23	4.8	X10-3 M	GH	STREAMING CURRENT	CARD	66011	T L
1 ENTRIES FOR COMPOUND										
COMPOUND NO = 479 MOL WGT -			403.4	TETRADECYL	PYRIDINIUM IODIDE					
			28.0	7.9	X10-4 M	BC	KRAFFT POINT SOLUBILITY	ADDI FURM	56019	T L
			40.0	1.2	X10-3 M	BD	INTERFACIAL TNSN UNSPEC	ADDI FURM	56019	T L
2 ENTRIES FOR COMPOUND										
COMPOUND NO = 480 MOL WGT -			431.5	HEXADECYL	PYRIDINIUM IODIDE					
			35.0	3.1	X10-4 M	BC	KRAFFT POINT SOLUBILITY	ADDI FURM	56019	T L
			50.0	4.4	X10-4 M	BC	INTERFACIAL TNSN UNSPEC	ADDI FURM	56019	T L
2 ENTRIES FOR COMPOUND										
COMPOUND NO = 481 MOL WGT -			459.6	OCTADECYL	PYRIDINIUM IODIDE					
			45.5	1.3	X10-4 M	BD	KRAFFT POINT SOLUBILITY	ADDI FURM	56019	T L
1 ENTRIES FOR COMPOUND										
COMPOUND NO = 482 MOL WGT -			248.4	DODECYL	AMMONIUM NITRATE					
			30	9.9	X10-3 M	BC	EQUIV CONDUCTNCE GRAPH	RALS EGGE	49008	K 3
2.	E-2 N	ACETIC ACID	30	9.9	X10-3 M	BC	EQUIV CONDUCTNCE GRAPH	RALS EGGE	49008	K L
2.	E-2 N	H CL	30	7.1	X10-3 M	BC	EQUIV CONDUCTNCE GRAPH	RALS EGGE	49008	K L
2.	E-2 N	NA ACETATE	30	6.9	X10-3 M	BC	EQUIV CONDUCTNCE GRAPH	RALS EGGE	49008	K L
2.	E-2 N	NA CL	30	6.9	X10-3 M	BC	EQUIV CONDUCTNCE GRAPH	RALS EGGE	49008	K L
5 ENTRIES FOR COMPOUND										
COMPOUND NO = 483 MOL WGT -			306.0	DIOCTYL	DIMETHYL AMMONIUM CHLORIDE					
			30	2.83	X10-2 M	BB	EQUIV CONDUCTNCE GRAPH	RALS EGGE	48014	K 3
1 ENTRIES FOR COMPOUND										
COMPOUND NO = 484 MOL WGT -			124.1	SODIUM	PENTANOATE/VALERATE/					
			20	2.35	X10 0 M	DD	X-RAY DIFFRACTION	HESS PHIL	39009	T L
1 ENTRIES FOR COMPOUND										
COMPOUND NO = 485 MOL WGT -			138.2	SODIUM	HEXANOATE/CAPROATE/					
			20	1.57	X10 0 M	DE	VISCOSITY	HESS PHIL	39009	T L
1.1	E 1	PH OF SOLUTION	5	6.60	X10-1 M	BC	SPECFC CONDUCTNCE GRAPH	MARK TSIK	64051	T L
1.1	E 1	PH OF SOLUTION	20	7.30	X10-1 M	BC	SPECFC CONDUCTNCE GRAPH	MARK TSIK	64051	T L
1.1	E 1	PH OF SOLUTION	60	8.90	X10-1 M	BC	SPECFC CONDUCTNCE GRAPH	MARK TSIK	64051	T L
1.1	E 1	PH OF SOLUTION	90	1.11	X10 0 M	BC	SPECFC CONDUCTNCE GRAPH	MARK TSIK	64051	T L
5 ENTRIES FOR COMPOUND										
COMPOUND NO = 486 MOL WGT -			152.2	SODIUM	HEPTANOATE					
			20	9.5	X10-1 M	DE	VISCOSITY	HESS PHIL	39009	T L
1 ENTRIES FOR COMPOUND										
COMPOUND NO = 487 MOL WGT -			180.2	SODIUM	NONANOATE					
			20	2.4	X10-1 M	XG	VISCOSITY MINIMUM	SATA TYUZ	53006	T L
			20	2.2	X10-1 M	DE	VISCOSITY	HESS PHIL	39009	T L
1.1	E 1	PH OF SOLUTION	20	1.59	X10-1 M	BC	SPECFC CONDUCTNCE GRAPH	MARK TSIK	64051	T L
1.1	E 1	PH OF SOLUTION	60	1.82	X10-1 M	BC	SPECFC CONDUCTNCE GRAPH	MARK TSIK	64051	T L
1.1	E 1	PH OF SOLUTION	90	2.04	X10-1 M	BC	SPECFC CONDUCTNCE GRAPH	MARK TSIK	64051	T L
5 ENTRIES FOR COMPOUND										
COMPOUND NO = 488 MOL WGT -			494.8	DODECYL/OXYETHYLENE/7	ALCOHOL					
			23	7.1	X10-5 M	PE	FOTOMTR SPCTR CHNG I2	LANG	60012	T L
			23	8.0	X10-5 M	PB	SURFACE TENSION LOG PLOT	LANG	60012	T L
2 ENTRIES FOR COMPOUND										

Concentration units: A—mol %; B—vol % solvent; C—mol % surfactant mixture; D—wt/vol %; E—% saturation; H—wt % solvent; I—mol % surfactant; K—normality

counterions; M—molar; N—normal; P—wt %; Q—wt % surfactant; R—varied; S—mol/kg; T—wt % surfactant mixture; U—mol/(l or kg); W—molar; Y—atm. Details on page 222.

*Complete Table of Critical Micelle Concentration Values—Continued*

Additives	Temp. °C	CMC	Qual. Mat. Meth.	Method	Authors	Reference	Source	Evaluation
COMPOUND NO = 489 MOL WGT — HOMOGENEOUS HEAD GROUP	582.9	DODECYL/OXYETHYLENE/9 ALCOHOL						
	23	8.3 X10-5 M	PE	FOTOMTR SPCTR CHNG I2	LANG	60012	T	L
	23	1.0 X10-4 M	PC	SURFACE TENSION LOG PLOT	LANG	60012	T	L
2 ENTRIES FOR COMPOUND								
COMPOUND NO = 490 MOL WGT — HOMOGENEOUS HEAD GROUP	715.1	DODECYL/OXYETHYLENE/12 ALCOHOL						
	23	1.4 X10-4 M	PC	SURFACE TENSION LOG PLOT	LANG	60012	T	L
	23	1.08 X10-4 M	PE	FOTOMTR SPCTR CHNG I2	LANG	60012	T	L
2 ENTRIES FOR COMPOUND								
COMPOUND NO = 491 MOL WGT —	356.5	DODECYL TROPYLIUM BISULFATE						
6.0 E 1 H H2 S04	25	1.0 X10-3 M	BD	SURFACE TENSION LOG PLOT	ABUH MYSE	65019	T	L
7.8 E 1 H H2 S04	25	2.2 X10-3 M	BC	SURFACE TENSION LOG PLOT	ABUH MYSE	65019	T	3
9.6 E 1 H H2 S04	25	1.25 X10-2 M	BC	SURFACE TENSION LOG PLOT	ABUH MYSE	65019	T	3
9.6 E 1 H H2 S04	25	5.4 X10-3 M	BC	SURFACE TENSION LOG PLOT	ABUH MYSE	65019	T	3
9. E-1 M NA2 S04								
4 ENTRIES FOR COMPOUND								
COMPOUND NO = 492 MOL WGT — BENZENE SULFONATE	348.5	SODIUM TETRAPROPYLENE/1-3-5-7-TETRAMETHYL-OCTYL/						
	75	3.14 X10-3 M	BG	VISUAL SPCTR CHNGE RHD6	GRIE	55028	T	L
2. E-1 M NA CL	20	3.0 X10-4 M	CC	SURFACE TENSION LOG PLOT	HARR	59001	K	L
2 ENTRIES FOR COMPOUND								
COMPOUND NO = 493 MOL WGT —	306.4	SODIUM P-NONYL BENZENE SULFONATE						
	20	4.6 X10-3 M	BB	SURFACE TENSION LOG PLOT	HARR	59001	L	3
1 ENTRIES FOR COMPOUND								
COMPOUND NO = 494 MOL WGT —	.0	POTASSIUM DILINOLEATE						
	25.8	2.5 X10-4 M	HG	FOTOMTR SPCTR CHNGE PNCN	CORR KLEV	46010	T	L
	25.8	3.0 X10-4 M	HC	SPECFC CONDUCTNCE GRAPH	CORR KLEV	46010	T	L
2 ENTRIES FOR COMPOUND								
COMPOUND NO = 495 MOL WGT —	524.7	SUCROSE MONOLAURATE						
	20	1.85 X10-4 M	BE	INTERFACIAL TENSION LOGM	WACH HAYA	62023	T	L
	20	1.3 X10-4 M	BE	SURFACE TENSION LOG PLOT	WACH HAYA	62023	T	L
	27.1	6.4 X10-6 M	CD	SURFACE TENSION LOG PLOT	OSIP SNEL	57024	T	L
	27.1	3.4 X10-4 M	CD	SURFACE TENSION LOG PLOT	OSIP SNEL	57024	T	L
4 ENTRIES FOR COMPOUND								
COMPOUND NO = 496 MOL WGT —	608.9	SUCROSE MONOSTEARATE						
	50	1.1 X10-5 M	BE	SURFACE TENSION LOG PLOT	WACH HAYA	62023	TL	L
1 ENTRIES FOR COMPOUND								
COMPOUND NO = 497 MOL WGT —	552.7	SUCROSE MONOMYRISTATE						
	20	2.58 X10-5 M	BE	INTERFACIAL TENSION LOGM	WACH HAYA	62023	T	L
1 ENTRIES FOR COMPOUND								
COMPOUND NO = 498 MOL WGT —	580.8	SUCROSE MONOPALMITATE						
	50	5.5 X10-5 M	BE	SURFACE TENSION LOG PLOT	WACH HAYA	62023	TL	L
1 ENTRIES FOR COMPOUND								
COMPOUND NO = 499 MOL WGT —	819.3	SUCROSE DI-PALMITATE						
		QUESTIONABLE CRITERION			WACH HAYA	62023		R
1 ENTRIES FOR COMPOUND								
COMPOUND NO = 500 MOL WGT —	354.0	DODECYL TRI/2-HYDROXYETHYL/AMMONIUM CHLORIDE						
	30	1.38 X10-2 M	BB	EQUIV CONDUCTNCE GRAPH	RAIS EGGE	49009	K	3
1 ENTRIES FOR COMPOUND								

Concentration units: A—mol %; B—vol % solvent; C—mol % surfactant mixture; D—wt/vol %; E—% saturation; H—wt % solvent; I—mol % surfactant; K—normality

counterions; M—molar; N—normal; P—wt %; Q—wt % surfactant; R—varied; S—mol/kg; T—wt % surfactant mixture; U—mol/(l or kg); W—molal; Y—atm. Details on page 222.



*Complete Table of Critical Micelle Concentration Values—Continued*

Additives	Temp. °C	CMC	Qual. Mat. Meth.	Method	Authors	Reference	Source	Evaluation
COMPOUND NO = 501 MOL WGT -	264.3	SODIUM HEXYL BENZENE SULFONATE						
	75	3.71 X10 <sup>-2</sup> M	BG	VISUAL SPCTR CHNGE RHD6	GRIE	55028	T	L
	UNK	1.61 X10 <sup>0</sup> D	XG	VISUAL SPCTR CHNGE PNCN	DEMC	61031	T	L
		6.091X10 <sup>-2</sup> M						M
2 ENTRIES FOR COMPOUND								
COMPOUND NO = 502 MOL WGT -	278.3	SODIUM HEPTYL BENZENE SULFONATE						
	75	2.09 X10 <sup>-2</sup> M	BG	VISUAL SPCTR CHNGE RHD6	GRIE	55028	T	L
	UNK	5.98 X10 <sup>-1</sup> D	XG	VISUAL SPCTR CHNGE PNCN	DEMC	61031	T	L
		2.148X10 <sup>-2</sup> M						M
2 ENTRIES FOR COMPOUND								
COMPOUND NO = 503 MOL WGT -	292.3	SODIUM OCTYL BENZENE SULFONATE						
	75	1.06 X10 <sup>-2</sup> M	BG	VISUAL SPCTR CHNGE RHD6	GRIE	55028	TA	L
	UNK	3.2 X10 <sup>-1</sup> D	XG	VISUAL SPCTR CHNGE PNCN	DEMC	61031	T	L
		1.09 X10 <sup>-2</sup> M						M
2 ENTRIES FOR COMPOUND								
COMPOUND NO = 504 MOL WGT -	306.4	SODIUM NONYL BENZENE SULFONATE						
	75	6.50 X10 <sup>-3</sup> M	BG	VISUAL SPCTR CHNGE RHD6	GRIE	55028	T	L
1 ENTRIES FOR COMPOUND								
COMPOUND NO = 505 MOL WGT -	320.4	SODIUM DECYL BENZENE SULFONATE						
	75	3.70 X10 <sup>-3</sup> M	BG	VISUAL SPCTR CHNGE RHD6	GRIE	55028	T	L
	UNK	1.2 X10 <sup>-1</sup> D	XG	VISUAL SPCTR CHNGE PNCN	DEMC	61031	T	L
		3.74 X10 <sup>-3</sup> M						M
2 ENTRIES FOR COMPOUND								
COMPOUND NO = 506 MOL WGT -	348.5	SODIUM DODECYL BENZENE SULFONATE						
	75	1.19 X10 <sup>-3</sup> M	BG	VISUAL SPCTR CHNGE RHD6	GRIE	55028	T	L
	UNK	4.1 X10 <sup>-2</sup> D	XG	VISUAL SPCTR CHNGE PNCN	DEMC	61031	T	L
		1.17 X10 <sup>-3</sup> M						M
2 ENTRIES FOR COMPOUND								
COMPOUND NO = 507 MOL WGT -	376.5	SODIUM TETRADECYL BENZENE SULFONATE						
	75	6.6 X10 <sup>-4</sup> M	BG	VISUAL SPCTR CHNGE RHD6	GRIE	55028	T	L
	UNK	2.5 X10 <sup>-2</sup> D	XG	VISUAL SPCTR CHNGE PNCN	DEMC	61031	T	L
		6.64 X10 <sup>-4</sup> M						M
2 ENTRIES FOR COMPOUND								
COMPOUND NO = 508 MOL WGT -	404.6	SODIUM HEXADECYL BENZENE SULFONATE						
	75	5.35 X10 <sup>-4</sup> M	BG	VISUAL SPCTR CHNGE RHD6	GRIE	55028	T	L
	UNK	1.6 X10 <sup>-2</sup> D	XG	VISUAL SPCTR CHNGE PNCN	DEMC	61031	T	L
		3.95 X10 <sup>-4</sup> M						M
2 ENTRIES FOR COMPOUND								
COMPOUND NO = 509 MOL WGT -	432.6	SODIUM OCTADECYL BENZENE SULFONATE						
	75	6.38 X10 <sup>-4</sup> M	BG	VISUAL SPCTR CHNGE RHD6	GRIE	55028	T	L
	UNK	1.0 X10 <sup>-2</sup> D	XG	VISUAL SPCTR CHNGE PNCN	DEMC	61031	T	L
		2.31 X10 <sup>-4</sup> M						M
2 ENTRIES FOR COMPOUND								
COMPOUND NO = 510 MOL WGT -	292.3	SODIUM 2-ETHYL-HEXYL BENZENE SULFONATE						
	75	2.54 X10 <sup>-2</sup> M	BG	VISUAL SPCTR CHNGE RHD6	GRIE	55028	T	L
1 ENTRIES FOR COMPOUND								
COMPOUND NO = 511 MOL WGT -	320.4	SODIUM 2-PROPYL-HEPTYL BENZENE SULFONATE						
	75	8.48 X10 <sup>-3</sup> M	BG	VISUAL SPCTR CHNGE RHD6	GRIE	55028	T	L
1 ENTRIES FOR COMPOUND								
COMPOUND NO = 512 MOL WGT -	348.5	SODIUM 2-BUTYL-OCTYL BENZENE SULFONATE						
	75	3.20 X10 <sup>-3</sup> M	BG	VISUAL SPCTR CHNGE RHD6	GRIE	55028	T	L
1 ENTRIES FOR COMPOUND								

Concentration units: A—mol %; B—vol % solvent; C—mol % surfactant mixture; D—wt/vol %; E—% saturation; H—wt % solvent; I—mol % surfactant; K—normality

counterions; M—molar; N—normal; P—wt %; Q—wt % surfactant; R—varied; S—mol/kg; T—wt % surfactant mixture; U—mol/(l or kg); W—molal; Y—atm. Details on page 222.

*Complete Table of Critical Micelle Concentration Values—Continued*

Additives	Temp. °C	CMC	Qual. Mat. Meth.	Method	Authors	Reference	Source	Evaluation
COMPOUND NO = 513 MOL WGT - 1 ENTRIES FOR COMPOUND	376.5 75	SODIUM 2-AMYL-NONYL BENZENE SULFONATE 3.32 X10-3 M	BG	VISUAL SPCTR CHNGE RHD6	GRIE	55028	T	L
COMPOUND NO = 514 MOL WGT - 1 ENTRIES FOR COMPOUND	348.5 75	SODIUM 6-N-DODECYL BENZENE SULFONATE 3.12 X10-3 M	BG	VISUAL SPCTR CHNGE RHD6	GRIE	55028	T	L
COMPOUND NO = 515 MOL WGT - BRANCHED CHAIN, NATURAL OE DISTRIBUTION 1 ENTRIES FOR COMPOUND	306.5 25	ISO-OCTYL/OXYETHYLENE/4 ALCOHOL 5.00 X10-1 P	HD	SURFACE TENSION LOG PLOT	KOMO BEIS	66022	T	L
COMPOUND NO = 516 MOL WGT - BRANCHED CHAIN, NATURAL OE DISTRIBUTION 1 ENTRIES FOR COMPOUND	320.5 25	NONYL/OXYETHYLENE/4 ALCOHOL 3.45 X10-1 P	HD	SURFACE TENSION LOG PLOT	KOMO BEIS	66022	T	L
COMPOUND NO = 517 MOL WGT - BRANCHED CHAIN, NATURAL OE DISTRIBUTION 1 ENTRIES FOR COMPOUND	598.9 25	DECYL/OXO-PROCESS/ /OXYETHYLENE/10 ALCOHOL 1.30 X10-1 P	HD	SURFACE TENSION LOG PLOT	KOMO BEIS	66022	T	L
COMPOUND NO = 518 MOL WGT - BRANCHED CHAIN, NATURAL OE DISTRIBUTION 1 ENTRIES FOR COMPOUND	450.7 25	TRIMETHYLNONYL/OXYETHYLENE/6 ALCOHOL 8.4 X10-2 P	HD	SURFACE TENSION LOG PLOT	KOMO BEIS	66022	T	L
COMPOUND NO = 519 MOL WGT - BRANCHED CHAIN, NATURAL OE DISTRIBUTION 1 ENTRIES FOR COMPOUND	334.6 25	DECYL/OXO-PROCESS/ /OXYETHYLENE/4 ALCOHOL 6.6 X10-2 P	HD	SURFACE TENSION LOG PLOT	KOMO BEIS	66022	T	L
COMPOUND NO = 520 MOL WGT - NATURAL DISTRIBUTION OF HEAD GROUPS 1 ENTRIES FOR COMPOUND	524.8 25	UNDECYL/OXYETHYLENE/8 ALCOHOL 2.3 X10-2 P	HD	SURFACE TENSION LOG PLOT	KOMO BEIS	66022	T	L
COMPOUND NO = 521 MOL WGT - BRANCHED CHAIN, NATURAL OE DISTRIBUTION 1 ENTRIES FOR COMPOUND	641.0 25	TRIDECYL/OXYETHYLENE/10 ALCOHOL 9.4 X10-3 P	HD	SURFACE TENSION LOG PLOT	KOMO BEIS	66022	T	L
COMPOUND NO = 522 MOL WGT - NATURAL DISTRIBUTION OF HEAD GROUPS 1 ENTRIES FOR COMPOUND	727.9 25	DECYL BENZENE ORTHO/OXYETHYLENE/11.2 ALCOHOL 2.15 X10-3 P	HD	SURFACE TENSION LOG PLOT	KOMO BEIS	66022	T	L
COMPOUND NO = 523 MOL WGT - NATURAL DISTRIBUTION OF HEAD GROUPS 1 ENTRIES FOR COMPOUND	719.1 25	DECYL BENZENE PARA/OXYETHYLENE/11.0 ALCOHOL 1.4 X10-3 P	HD	SURFACE TENSION LOG PLOT	KOMO BEIS	66022	T	L
COMPOUND NO = 524 MOL WGT - BRANCHED CHAIN, NATURAL OE DISTRIBUTION 1 ENTRIES FOR COMPOUND	859.3 25	HEXADECYL/OXYETHYLENE/14 ALCOHOL 1.3 X10-3 P	HD	SURFACE TENSION LOG PLOT	KOMO BEIS	66022	T	L

Concentration units: A—mol %; B—vol % solvent; C—mol % surfactant mixture;  
D—wt/vol %; E—% saturation; H—wt % solvent; I—mol % surfactant; K—normality

counterions; M—molar; N—normal; P—wt %; Q—wt % surfactant; R—varied; S—mol/  
kg; T—wt % surfactant mixture; U—mol/(l or kg); W—molal; Y—atm. Details on page 222.



*Complete Table of Critical Micelle Concentration Values—Continued*

Additives	Temp. °C	CMC	Qual. Mat. Meth.	Method	Authors	Reference	Source	Evaluation
COMPOUND NO = 525 MOL WGT -	316.4	SODIUM TETRADECYL 6-SULFATE						
	60 9.80 X10-3 M	CB UNSPECIFIED CONDUCTANCE	WINS	48008	L 3			
	RM 1.23 X10-2 M	CG VISUAL SPCTR CHNGE PNCN	WINS	48008	T L			
2 ENTRIES FOR COMPOUND								
COMPOUND NO = 526 MOL WGT -	316.4	SODIUM 2-DI-N-HEXYL ETHYL SULFATE						
	RM 8.38 X10-3 M	CG VISUAL SPCTR CHNGE PNCN	WINS	48008	T L			
1 ENTRIES FOR COMPOUND								
COMPOUND NO = 527 MOL WGT -	222.3	SODIUM UNDECANE-3-CARBOXYLATE						
	RM 7.8 X10-2 M	CG VISUAL SPCTR CHNGE PNCN	WINS	48008	T L			
1 ENTRIES FOR COMPOUND								
COMPOUND NO = 528 MOL WGT -	358.9	DODECYL TROPYLIUM PERCHLORATE						
7.0 E 1 H H CL04	25 8.6 X10-4 M	BC SURFACE TENSION LOG PLOT	ABUH MYSE	65019	T 3			
1 ENTRIES FOR COMPOUND								
COMPOUND NO = 529 MOL WGT -	144.2	OCTANOIC ACID						
	UNK 8. X10-3 M	XG SURFACE TENSION UNSPEC	KLEV RAIS	54004	T L			
8.5 E 1 H H2 S04	27 1.4 X10-1 M	CE SURFACE TENSION LOG PLOT	STEI SHAN	65025	T L			
E 0 PH OF SOLUTION	UNK	GRAPH DATA NOT RETRIEVED	KLEV RAIS	54004	R			
3 ENTRIES FOR COMPOUND								
COMPOUND NO = 530 MOL WGT -	172.3	DECANOIC ACID						
8.5 E 1 H H2 S04	27 2.4 X10-2 M	CE SURFACE TENSION LOG PLOT	STEI SHAN	65025	T L			
1 ENTRIES FOR COMPOUND								
COMPOUND NO = 531 MOL WGT -	200.4	DODECANOIC ACID						
9.5 E 1 H H2 S04	27 5.7 X10-2 M	CD SURFACE TENSION LOG PLOT	STEI SHAN	65025	T L			
9.5 E 1 H H2 S04	UNK 1.2 X10 0 D	CB TURBIDITY PLT LITE SCATR	STEI SHAN	65025	C L			
	5.98 X10-2 M				M			
9.5 E 1 H H2 S04	27 5.5 X10-2 M	CD SURFACE TENSION LOG PLOT	STEI SHAN	65025	T L			
5. E 0 M K H S04								
3 ENTRIES FOR COMPOUND								
COMPOUND NO = 532 MOL WGT -	228.4	TETRADECANOIC ACID						
9.5 E 1 H H2 S04	27 1.3 X10-2 M	CD SURFACE TENSION LOG PLOT	STEI SHAN	65025	T L			
1 ENTRIES FOR COMPOUND								
COMPOUND NO = 533 MOL WGT -	256.5	HEXADECANOIC ACID						
9.5 E 1 H H2 S04	27 2.8 X10-3 M	CD SURFACE TENSION LOG PLOT	STEI SHAN	65025	T L			
1 ENTRIES FOR COMPOUND								
COMPOUND NO = 534 MOL WGT -	284.5	OCTADECANOIC ACID						
9.5 E 1 H H2 S04	27 4.5 X10-4 M	CD SURFACE TENSION LOG PLOT	STEI SHAN	65025	T L			
9.55 E 1 H H2 S04	27 6.3 X10-4 M	CD SURFACE TENSION LOG PLOT	STEI SHAN	65025	T L			
9.62 E 1 H H2 S04	27 1.1 X10-3 M	CD SURFACE TENSION LOG PLOT	STEI SHAN	65025	T L			
9.73 E 1 H H2 S04	27 1.9 X10-3 M	CD SURFACE TENSION LOG PLOT	STEI SHAN	65025	T L			
9.5 E 1 H H2 S04	UNK 9.1 X10-3 D	CD TURBIDITY PLT LITE SCATR	STEI SHAN	65025	C L			
	3.19 X10-4 M				M			
9.5 E 1 H H2 S04	27 2.8 X10-4 M	CD SURFACE TENSION LOG PLOT	STEI SHAN	65025	T L			
5. E 0 M K H S04								
6 ENTRIES FOR COMPOUND								
COMPOUND NO = 535 MOL WGT -	1,035.6	HEXADECYL/OXYETHYLENE/18 ALCOHOL						
0099	25 1.3 X10-5 M	ED SURFACE TENSION LOG PLOT	SCHI	66025	L L			
2 ENTRIES FOR COMPOUND	25	SEE CMPD NMBR IN ADDITV	SCHI	66025	X			
COMPOUND NO = 536 MOL WGT -	208.3	NONYL SULFONIC ACID						
	25 4. X10-2 W	CE EQUIV CONDUCTNCE GRAPH	MCBA DYE	39011	T L			
1 ENTRIES FOR COMPOUND								
COMPOUND NO = 537 MOL WGT -	236.4	UNDECYL SULFONIC ACID						
	25 1.5 X10-2 W	CD EQUIV CONDUCTNCE GRAPH	MCBA DYE	39011	T L			
1 ENTRIES FOR COMPOUND								

Concentration units: A—mol %; B—vol % solvent; C—mol % surfactant mixture; counterions; M—molar; N—normal; P—wt %; Q—wt % surfactant; R—varied; S—mol %; D—wt/vol %; E—% saturation; H—wt % solvent; I—mol % surfactant; K—normality; kg; T—wt % surfactant mixture; U—mol/(l or kg); W—molal; Y—atm. Details on page 222.

*Complete Table of Critical Micelle Concentration Values—Continued*

Additives			Temp. °C	CMC	Qual. Mat. Meth.	Method	Authors	Reference	Source	Evaluation
COMPOUND NO = 538 MOL WGT -				PLURONIC L62						
1 ENTRIES FOR COMPOUND			UNK	2.40 X10 <sup>-3</sup> D	HC	FOTOMTR SPCTR CHNG I2	ROSS OLIV	59020	T	L
COMPOUND NO = 539 MOL WGT -				RENEX 698						
1 ENTRIES FOR COMPOUND			UNK	4.7 X10 <sup>-3</sup> D	HC	FOTOMTR SPCTR CHNG I2	ROSS OLIV	59020	T	L
COMPOUND NO = 540 MOL WGT -				SIPONIC BC						
2 ENTRIES FOR COMPOUND			UNK	1.1 X10 <sup>-2</sup> D	HD	FOTOMTR SPCTR CHNG I2	ROSS OLIV	59020	T	L
			UNK	1.20 X10 <sup>-2</sup> D	HC	SURFACE TENSION LOG PLOT	ROSS OLIV	59020	T	L
COMPOUND NO = 541 MOL WGT -				332.4 SODIUM DODECYL MONO-OXYETHYLENE SULFATE						
1 ENTRIES FOR COMPOUND			50	4.78 X10 <sup>-3</sup> M	CD	SURFACE TENSION UNSPEC	GOTT	60018	G	L
COMPOUND NO = 542 MOL WGT -				376.5 SODIUM DODECYL DIOXYETHYLENE SULFATE						
1 ENTRIES FOR COMPOUND			50	3.00 X10 <sup>-3</sup> M	CD	SURFACE TENSION UNSPEC	GOTT	60018	G	L
COMPOUND NO = 543 MOL WGT -				464.6 SODIUM DODECYL TETRA-OXYETHYLENE SULFATE						
1 ENTRIES FOR COMPOUND			50	1.26 X10 <sup>-3</sup> M	CD	SURFACE TENSION UNSPEC	GOTT	60018	G	L
COMPOUND NO = 544 MOL WGT -				360.5 SODIUM TETRADECYL MONO-OXYETHYLENE SULFATE						
1 ENTRIES FOR COMPOUND			50	1.39 X10 <sup>-3</sup> M	CD	SURFACE TENSION UNSPEC	GOTT	60018	G	L
COMPOUND NO = 545 MOL WGT -				404.5 SODIUM TETRADECYL DI-OXYETHYLENE SULFATE						
1 ENTRIES FOR COMPOUND			50	1.00 X10 <sup>-3</sup> M	CD	SURFACE TENSION UNSPEC	GOTT	60018	G	L
COMPOUND NO = 546 MOL WGT -				448.6 SODIUM TETRADECYL TRI-OXYETHYLENE SULFATE						
1 ENTRIES FOR COMPOUND			50	6.92 X10 <sup>-4</sup> M	CD	SURFACE TENSION UNSPEC	GOTT	60018	G	L
COMPOUND NO = 547 MOL WGT -				414.6 SODIUM OLEYL MONO-OXYETHYLENE SULFATE						
1 ENTRIES FOR COMPOUND			50	2.00 X10 <sup>-3</sup> M	CD	SURFACE TENSION UNSPEC	GOTT	60018	G	L
COMPOUND NO = 548 MOL WGT -				458.6 SODIUM OLEYL DI-OXYETHYLENE SULFATE						
1 ENTRIES FOR COMPOUND			50	1.77 X10 <sup>-3</sup> M	CD	SURFACE TENSION UNSPEC	GOTT	60018	G	L
COMPOUND NO = 549 MOL WGT -				502.7 SODIUM OLEYL TRI-OXYETHYLENE SULFATE						
1 ENTRIES FOR COMPOUND			50	1.19 X10 <sup>-3</sup> M	CD	SURFACE TENSION UNSPEC	GOTT	60018	G	L
COMPOUND NO = 550 MOL WGT -				.0 LAURIC ACID DIETHANOLAMINE CONDENSATE						
4 ENTRIES FOR COMPOUND			UNK	4.0 X10 <sup>-5</sup> M	CE	FOTOMTR SPCTR CHNG I2	MALI CHAN	66023	T	L
E O K CL			25	3.98 X10 <sup>-5</sup> M	CG	POLAROGRAPHIC MAXIMUM	MALI CHAN	66023	T	L
E O K I			25	2.50 X10 <sup>-5</sup> M	CG	POLAROGRAPHIC MAXIMUM	MALI CHAN	66023	T	L
E O K N03			25	1.00 X10 <sup>-5</sup> M	CG	POLAROGRAPHIC MAXIMUM	MALI CHAN	66023	T	L
COMPOUND NO = 551 MOL WGT -				440.6 PHENYL SULFOSTEARIC ACID						
4 ENTRIES FOR COMPOUND			UNK	8.0 X10 <sup>-5</sup> M	CE	FOTOMTR SPCTR CHNG I2	MALI CHAN	66023	T	L
E O K CL			25	8.20 X10 <sup>-5</sup> M	CG	POLAROGRAPHIC MAXIMUM	MALI CHAN	66023	T	L
E O K I			25	1.21 X10 <sup>-4</sup> M	CG	POLAROGRAPHIC MAXIMUM	MALI CHAN	66023	T	L
E O K N03			25	9.80 X10 <sup>-5</sup> M	CG	POLAROGRAPHIC MAXIMUM	MALI CHAN	66023	T	L

Concentration units: A—mol %; B—vol % solvent; C—mol % surfactant mixture; D—wt/vol %; E—% saturation; H—wt % solvent; I—mol % surfactant; K—normality

counterions; M—molar; N—normal; P—wt %; Q—wt % surfactant; R—varied; S—mol/kg; T—wt % surfactant mixture; U—mol/(l or kg); W—molal; Y—atm. Details on page 222.



*Complete Table of Critical Micelle Concentration Values—Continued*

Additives			Temp. °C	CMC	Qual. Mat. Meth.	Method	Authors	Reference	Source	Evaluation
COMPOUND NO = 552 MOL WGT -			454.7	TOLYL SULFOSTEARIC ACID						
			UNK	1.00 X10-4 M	CE	FOTOMTR SPCTR CHNG I2	MALI CHAN	66023	T	L
E O	K CL		25	4.898X10-4 M	CG	POLAROGRAPHIC MAXIMUM	MALI CHAN	66023	T	L
E O	K I		25	7.94 X10-5 M	CG	POLAROGRAPHIC MAXIMUM	MALI CHAN	66023	T	L
E O	K NO3		25	2.19 X10-5 M	CG	POLAROGRAPHIC MAXIMUM	MALI CHAN	66023	T	L
4 ENTRIES FOR COMPOUND										
COMPOUND NO = 553 MOL WGT -			468.7	XYLYL SULFOSTEARIC ACID						
			UNK	1.20 X10-4 M	CE	FOTOMTR SPCTR CHNG I2	MALI CHAN	66023	T	L
E O	K CL		25	3.631X10-4 M	CG	POLAROGRAPHIC MAXIMUM	MALI CHAN	66023	T	L
E O	K I		25	5.37 X10-5 M	CG	POLAROGRAPHIC MAXIMUM	MALI CHAN	66023	T	L
E O	K NO3		25	1.29 X10-5 M	CG	POLAROGRAPHIC MAXIMUM	MALI CHAN	66023	T	L
4 ENTRIES FOR COMPOUND										
COMPOUND NO = 554 MOL WGT -			348.5	SANTOMERSE 3 /SODIUM DODECYL BENZENE SULFONATE/						
						QUESTIONABLE CRITERION	BROW ROBI	52013		R
			30	5. X10-3 W	HE	VAPR PRESURE LOWERING	HUFF MCBA	51004	T	L
			50	6.5 X10-3 W	HD	VAPR PRESURE LOWERING	HUFF MCBA	51004	T	L
3 ENTRIES FOR COMPOUND										
COMPOUND NO = 555 MOL WGT -			.0	TERGITOL TMN						
						QUESTIONABLE CRITERION	BROW ROBI	52013		R
1 ENTRIES FOR COMPOUND										
COMPOUND NO = 556 MOL WGT -			328.3	ARESKAP 100 /MONOBUTYL PHENYLPHENOL SODIUM						
		MONOSULFONATE/								
			30	1.4 X10-2 W	HD	VAPR PRESURE LOWERING	HUFF MCBA	51004	T	L
1 ENTRIES FOR COMPOUND										
COMPOUND NO = 557 MOL WGT -			312.3	ARESKET 300 /MONOBUTYL BIPHENYL SODIUM MONOSULFONATE/						
			30	2.2 X10-2 W	HD	VAPR PRESURE LOWERING	HUFF MCBA	51004	T	L
1 ENTRIES FOR COMPOUND										
COMPOUND NO = 558 MOL WGT -			486.4	ARESKLENE 400 /DIBUTYL PHENYLPHENOL						
		DISODIUMDISULFONATE								
			30	1.7 X10-2 W	HD	VAPR PRESURE LOWERING	HUFF MCBA	51004	T	L
1 ENTRIES FOR COMPOUND										
COMPOUND NO = 559 MOL WGT -			.0	CATOL 605 /(N-(2-KETO-2-(2,-LAUROYL OXYETHYLAMINO))						
		ETHYL) TRIMETHYLAMMONIUM CHLORIDE/								
			30	5.5 X10-3 W	HD	VAPR PRESURE LOWERING	HUFF MCBA	51004	T	L
1 ENTRIES FOR COMPOUND										
COMPOUND NO = 560 MOL WGT -			.0	EMULSOL 607L (N-(2-KETO-2-(2,-LAUROYLOXETHYL AMINO))						
		ETHYL) PYRIDINIUM CHLORIDE								
			0	5. X10-3 W	HE	VAPR PRESURE LOWERING	HUFF MCBA	51004	T	L
			30	6. X10-3 W	HE	VAPR PRESURE LOWERING	HUFF MCBA	51004	T	L
			50	8. X10-3 W	HE	VAPR PRESURE LOWERING	HUFF MCBA	51004	T	L
3 ENTRIES FOR COMPOUND										
COMPOUND NO = 561 MOL WGT -			320.4	SANTOMERSE D /SODIUM DECYLBENZENE SULFONATE/						
			30	2.1 X10-2 W	HD	VAPR PRESURE LOWERING	HUFF MCBA	51004	T	L
			50	1.1 X10-2 W	HD	VAPR PRESURE LOWERING	HUFF MCBA	51004	T	L
2 ENTRIES FOR COMPOUND										
COMPOUND NO = 562 MOL WGT -			286.3	SODIUM DODECENYL SULFATE						
			50	1.6 X10-2 W	CD	VAPR PRESURE LOWERING	HUFF MCBA	51004	T	L
1 ENTRIES FOR COMPOUND										
COMPOUND NO = 563 MOL WGT -			.0	ZEPHIRAN /COCONUT DIMETHYLBENZYL AMMONIUM CHLORIDE/						
			30	3. X10-3 W	HE	VAPR PRESURE LOWERING	HUFF MCBA	51004	T	L
			50	5. X10-3 W	HE	VAPR PRESURE LOWERING	HUFF MCBA	51004	T	L
2 ENTRIES FOR COMPOUND										

Concentration units: A—mol %; B—vol % solvent; C—mol % surfactant mixture; D—wt/vol %; E—saturation; H—wt % solvent; I—mol % surfactant; K—normality

counterions; M—molar; N—normal; P—wt %; Q—wt % surfactant; R—varied; S—mol/kg; T—wt % surfactant mixture; U—mol/(l or kg); W—molal; Y—atm. Details on page 222.

*Complete Table of Critical Micelle Concentration Values — Continued*

Additives	Temp. °C	CMC	Qual. Mat. Meth.	Method	Authors	Reference	Source	Evaluation
COMPOUND NO = 564 MOL WGT -		.0 NA OSR						
1 ENTRIES FOR COMPOUND	50	2.3 X10-3 M	HC	SPECFC CONDUCTNCE GRAPH	MARO ELDE	54006	T L	
COMPOUND NO = 565 MOL WGT -		.0 DAXAD 11						
1 ENTRIES FOR COMPOUND	50	8.0 X10-2 D	HC	SPECFC CONDUCTNCE GRAPH	MARO ELDE	54006	T L	
COMPOUND NO = 566 MOL WGT -		.0 SQUAREX D						
1 ENTRIES FOR COMPOUND	50	3.0 X10-1 D	HC	SPECFC CONDUCTNCE GRAPH	MARO ELDE	54006	T L	
COMPOUND NO = 567 MOL WGT -		.0 SA-178						
1 ENTRIES FOR COMPOUND	50	1.9 X10-1 D	HC	SPECFC CONDUCTNCE GRAPH	MARO ELDE	54006	T L	
COMPOUND NO = 568 MOL WGT -		555.1 MAGNESIUM DODECYL SULFATE						
	25	8.8 X10-4 M	BB	SURFACE TENSION LOG PLOT	MIYA	60029	T L	
	30	1.25 X10-3 M	BB	UNSPECIFIED CONDUCTANCE	SATA IWAM	63034	T 3	
	40	1.1 X10-3 M	BC	SURFACE TENSION LOG PLOT	MIYA	60029	T L	
	40	1.0 X10-3 M	BG	VISUAL SPCTR CHNGE PNCN	MIYA	60029	T L	
	40	1.1 X10-3 M	BG	VISUAL SPCTR CHNGE RHD6	MIYA	60029	T L	
	54	1.1 X10-3 M	BC	SURFACE TENSION LOG PLOT	MIYA	60029	T L	
1. E-1 M MG SO4	30	3. X10-4 M	BE	SURFACE TENSION LOG PLOT	SATA IWAM	63034	T L	
7 ENTRIES FOR COMPOUND								
COMPOUND NO = 569 MOL WGT -		618.4 STRONTIUM DODECYL SULFATE						
1 ENTRIES FOR COMPOUND	67	1.1 X10-3 M	BC	SURFACE TENSION LOG PLOT	MIYA	60029	T L	
COMPOUND NO = 570 MOL WGT -		737.9 LEAD DODECYL SULFATE						
	54	1.0 X10-3 M	BC	SURFACE TENSION LOG PLOT	MIYA	60029	T L	
	67	9.8 X10-4 M	BB	SURFACE TENSION LOG PLOT	MIYA	60029	T L	
2 ENTRIES FOR COMPOUND								
COMPOUND NO = 571 MOL WGT -		585.7 MANGANESE DODECYL SULFATE						
	25	1.1 X10-3 M	BC	SURFACE TENSION LOG PLOT	MIYA	60029	T L	
	40	1.1 X10-3 M	BC	SURFACE TENSION LOG PLOT	MIYA	60029	T L	
	40	1.1 X10-3 M	BG	VISUAL SPCTR CHNGE RHD6	MIYA	60029	T L	
	40	1.2 X10-3 M	BG	VISUAL SPCTR CHNGE PNCN	MIYA	60029	T L	
	54	1.1 X10-3 M	BC	SURFACE TENSION LOG PLOT	MIYA	60029	T L	
5 ENTRIES FOR COMPOUND								
COMPOUND NO = 572 MOL WGT -		589.7 COBALTOUS DODECYL SULFATE						
	30	1.23 X10-3 M	BB	UNSPECIFIED CONDUCTANCE	SATA IWAM	63034	T 3	
	40	1.3 X10-3 M	BG	VISUAL SPCTR CHNGE RHD6	MIYA	60029	T L	
	40	1.0 X10-3 M	BG	VISUAL SPCTR CHNGE PNCN	MIYA	60029	T L	
1. E-1 M CO SO4	30	3. X10-4 M	BE	SURFACE TENSION LOG PLOT	SATA IWAM	63034	T L	
4 ENTRIES FOR COMPOUND								
COMPOUND NO = 573 MOL WGT -		594.3 CUPRIC DODECYL SULFATE						
	30	1.20 X10-3 M	BB	UNSPECIFIED CONDUCTANCE	SATA IWAM	63034	T 3	
	40	1.3 X10-3 M	BG	VISUAL SPCTR CHNGE RHD6	MIYA	60029	T L	
	40	1.2 X10-3 M	BG	VISUAL SPCTR CHNGE PNCN	MIYA	60029	T L	
				GRAPH DATA NOT RETRIEVED	SATA IWAM	63034	R	
1. E O CU SO4	30	3. X10-4 M	BE	SURFACE TENSION LOG PLOT	SATA IWAM	63034	T L	
1. E-1 M CU SO4				GRAPH DATA NOT RETRIEVED	SATA IWAM	63034	R	
1. E O NA2 SO4								
6 ENTRIES FOR COMPOUND								
COMPOUND NO = 574 MOL WGT -		596.1 ZINC DODECYL SULFATE						
	40	1.1 X10-3 M	BG	VISUAL SPCTR CHNGE RHD6	MIYA	60029	T L	
	40	1.1 X10-3 M	BG	VISUAL SPCTR CHNGE PNCN	MIYA	60029	T L	
2 ENTRIES FOR COMPOUND								
COMPOUND NO = 575 MOL WGT -		589.5 NICKEL DODECYL SULFATE						
	30	1.24 X10-3 M	BB	UNSPECIFIED CONDUCTANCE	SATA IWAM	63034	T 3	

Concentration units: A—mol %; B—vol % solvent; C—mol % surfactant mixture; D—wt/vol %; E—% saturation; H—wt % solvent; I—mol % surfactant; K—normality

counterions; M—molar; N—normal; P—wt %; Q—wt % surfactant; R—varied; S—mol/kg; T—wt % surfactant mixture; U—mol/(l or kg); W—molar; Y—atm. Details on page 222.



*Complete Table of Critical Micelle Concentration Values — Continued*

Additives			Temp. °C	CMC		Qual. Mat. Meth.	Method	Authors	Reference	Source	Evaluation
1.	E-1 M	NI S04	30	1.1	X10-3 M	BE	METHOD NOT CITED	SATA IWAM	63034	T	L
			30	3.	X10-4 M	BE	SURFACE TENSION LOG PLOT	SATA IWAM	63034	T	L
3 ENTRIES FOR COMPOUND											
COMPOUND NO = 576 MOL WGT -			650.4	CUPRIC TETRADECYL SULFATE							
			47	2.5	X10-4 M	BD	SURFACE TENSION LOG PLOT	SATA IWAM	63034	T	L
1 ENTRIES FOR COMPOUND											
COMPOUND NO = 577 MOL WGT -			706.5	CUPRIC HEXADECYL SULFATE							
			47	5.8	X10-5 M	BC	SURFACE TENSION LOG PLOT	SATA IWAM	63034	T	L
1 ENTRIES FOR COMPOUND											
COMPOUND NO = 578 MOL WGT -			710.6	METHYL /OXYETHYLENE/ 11.9 DECANOATE							
REDUCED POLYDISPERSITY OF HEAD GROUPS											
			27	1.8	X10-3 M	ED	FOTOMTR SOLUBLZTN SDN 4	NAKA KURI	57020	T	L
			27	1.40	X10-3 M	EG	FOTOMTR SPCTR CHNGE PNCN	NAKA KURI	57020	T	L
			27	1.45	X10-3 M	EG	FOTOMTR SPCTR CHNG ERTS	NAKA KURI	57020	T	L
			27	1.4	X10-3 M	EG	FOTOMTR SPCTR CHNGE PNCN	NAKA	58017	T	L
1.	E 1 C	0579	27	1.1	X10-3 M	EG	FOTOMTR SPCTR CHNGE PNCN	NAKA	58017	T	L
2.2	E 1 C	0579	27	8.5	X10-4 M	EG	FOTOMTR SPCTR CHNGE PNCN	NAKA	58017	T	L
3.	E 1 C	0579	27	7.0	X10-4 M	EG	FOTOMTR SPCTR CHNGE PNCN	NAKA	58017	T	L
4.	E 1 C	0579	27	5.4	X10-4 M	EG	FOTOMTR SPCTR CHNGE PNCN	NAKA	58017	T	L
6.	E 1 C	0579	27	4.4	X10-4 M	EG	FOTOMTR SPCTR CHNGE PNCN	NAKA	58017	T	L
7.	E 1 C	0579	27	3.8	X10-4 M	EG	FOTOMTR SPCTR CHNGE PNCN	NAKA	58017	T	L
10 ENTRIES FOR COMPOUND											
COMPOUND NO = 579 MOL WGT -			765.1	METHYL /OXYETHYLENE/ 12.5 DODECANOATE							
REDUCED POLYDISPERSITY OF HEAD GROUPS											
			27	3.5	X10-4 M	EG	FOTOMTR SPCTR CHNGE PNCN	NAKA KURI	57020	T	L
			27	3.4	X10-4 M	EG	FOTOMTR SPCTR CHNG ERTS	NAKA KURI	57020	T	L
			27	2.8	X10-4 M	ED	FOTOMTR SOLUBLZTN SDN 4	NAKA KURI	57020	T	L
			27	3.4	X10-4 M	EG	FOTOMTR SPCTR CHNGE PNCN	NAKA	58017	T	L
0578							SEE CMPD NMBR IN ADDITV	NAKA	58017		X
5 ENTRIES FOR COMPOUND											
COMPOUND NO = 580 MOL WGT -			494.7	METHYL /OXYETHYLENE/ 7.0 DECANOATE							
REDUCED POLYDISPERSITY OF HEAD GROUPS											
			27	1.0	X10-3 M	ED	FOTOMTR SOLUBLZTN SDN 4	NAKA KURI	57020	T	L
			27	8.0	X10-4 M	EG	FOTOMTR SPCTR CHNGE PNCN	NAKA KURI	57020	T	L
			27	9.5	X10-4 M	EG	FOTOMTR SPCTR CHNG ERTS	NAKA KURI	57020	T	L
3 ENTRIES FOR COMPOUND											
COMPOUND NO = 581 MOL WGT -			640.1	METHYL /OXYETHYLENE/ 10.3 DECANOATE							
REDUCED POLYDISPERSITY OF HEAD GROUPS											
			27	1.4	X10-3 M	ED	FOTOMTR SOLUBLZTN SDN 4	NAKA KURI	57020	T	L
			27	1.05	X10-3 M	EG	FOTOMTR SPCTR CHNGE PNCN	NAKA KURI	57020	T	L
			27	1.15	X10-3 M	EG	FOTOMTR SPCTR CHNG ERTS	NAKA KURI	57020	T	L
3 ENTRIES FOR COMPOUND											
COMPOUND NO = 582 MOL WGT -			891.3	METHYL /OXYETHYLENE/ 16.0 DECANOATE							
NATURAL DISTRIBUTION OF HEAD GROUPS											
			27	1.6	X10-3 M	GG	FOTOMTR SPCTR CHNGE PNCN	NAKA KURI	57020	T	L
1 ENTRIES FOR COMPOUND											
COMPOUND NO = 583 MOL WGT -			478.7	METHYL /OXYETHYLENE/ 6.0 DODECANOATE							
REDUCED POLYDISPERSITY OF HEAD GROUPS											
			27	1.6	X10-4 M	ED	FOTOMTR SOLUBLZTN SDN 4	NAKA KURI	57020	T	L
			27	1.5	X10-4 M	EG	FOTOMTR SPCTR CHNGE PNCN	NAKA KURI	57020	T	L
			27	2.0	X10-4 M	EG	FOTOMTR SPCTR CHNG ERTS	NAKA KURI	57020	T	L
3 ENTRIES FOR COMPOUND											
COMPOUND NO = 584 MOL WGT -			584.5	METHYL /OXYETHYLENE/ 8.4 DODECANOATE							
REDUCED POLYDISPERSITY OF HEAD GROUPS											
			27	2.0	X10-4 M	ED	FOTOMTR SOLUBLZTN SDN 4	NAKA KURI	57020	T	L

Concentration units: A—mol %; B—vol % solvent; C—mol % surfactant mixture; D—wt/vol %; E—% saturation; H—wt % solvent; I—mol % surfactant; K—normality

counterions; M—molar; N—normal; P—wt %; Q—wt % surfactant; R—varied; S—mol/kg; T—wt % surfactant mixture; U—mol/(l or kg); W—molar; Y—atm. Details on page 222.

*Complete Table of Critical Micelle Concentration Values — Continued*

Additives	Temp. °C	CMC	Qual. Mat. Meth.	Method	Authors	Reference	Source	Evaluation
3 ENTRIES FOR COMPOUND	27	2.7 X10-4 M	EG	FOTOMTR SPCTR CHNGE PNCN	NAKA KURI	57020	T	L
	27	2.7 X10-4 M	EG	FOTOMTR SPCTR CHNG ERTS	NAKA KURI	57020	T	L
COMPOUND NO = 585 MOL WGT - 707.9 METHYL /OXYETHYLENE/ 11.2 DODECANOATE REDUCED POLYDISPERSITY OF HEAD GROUPS								
3 ENTRIES FOR COMPOUND	27	2.5 X10-4 M	ED	FOTOMTR SOLUBLZTN SDN 4	NAKA KURI	57020	T	L
	27	3.2 X10-4 M	EG	FOTOMTR SPCTR CHNGE PNCN	NAKA KURI	57020	T	L
	27	3.1 X10-4 M	EG	FOTOMTR SPCTR CHNG ERTS	NAKA KURI	57020	T	L
COMPOUND NO = 586 MOL WGT - 493.1 METHYL /OXYETHYLENE/ 7.6 OCTANOATE REDUCED POLYDISPERSITY OF HEAD GROUPS								
8 ENTRIES FOR COMPOUND	10	2.00 X10-2 M	ED	FOTOMTR SOLUBLZTN SDN 4	NAKA INOU	58028	T	L
	11	1.25 X10-2 M	EG	FOTOMTR SPCTR CHNGE PNCN	NAKA INOU	58028	T	L
	25	9.8 X10-3 M	EG	FOTOMTR SPCTR CHNGE PNCN	NAKA INOU	58028	T	L
	25	1.48 X10-2 M	ED	FOTOMTR SOLUBLZTN SDN 4	NAKA INOU	58028	T	L
	40	8.2 X10-3 M	EG	FOTOMTR SPCTR CHNGE PNCN	NAKA INOU	58028	T	L
	40	1.28 X10-2 M	ED	FOTOMTR SOLUBLZTN SDN 4	NAKA INOU	58028	T	L
	43	7.8 X10-3 M	EG	FOTOMTR SPCTR CHNGE PNCN	NAKA INOU	58028	T	L
	43	1.20 X10-2 M	ED	FOTOMTR SOLUBLZTN SDN 4	NAKA INOU	58028	T	L
COMPOUND NO = 587 MOL WGT - 307.5 DECYL DIMETHYLAMMONIOPROPANE SULFONATE								
2 ENTRIES FOR COMPOUND	30	1.20 X10 0 D	BB	TURBIDITY PLT LITE SCATR	HERR	66013	T	3
		3.902X10-2 M					M	
	30	1.1 X10 0 P	BD	DENSITY	BENJ	66040	T	L
COMPOUND NO = 588 MOL WGT - 335.6 DODECYL DIMETHYLAMMONIOPROPANE SULFONATE								
4 ENTRIES FOR COMPOUND	30	1.2 X10-1 D	BC	TURBIDITY PLT LITE SCATR	HERR	66013	T	3
		3.57 X10-3 M					M	
	30	1.2 X10-1 P	BD	DENSITY	BENJ	66040	T	L
		3.57 X10-3 S					M	
	30	1.0 X10-1 D	BC	METHOD NOT CITED	HERR	66013	G	3
		2.97 X10-3 M					M	
	30	5.8 X10-2 D	BC	METHOD NOT CITED	HERR	66013	G	3
		1.72 X10-3 M					M	
COMPOUND NO = 589 MOL WGT - 391.7 HEXADECYLDIMETHYLAMMONIOPROPANE SULFONATE								
2 ENTRIES FOR COMPOUND	30	2.4 X10-3 D	BD	TURBIDITY PLT LITE SCATR	HERR	66013	T	L
		6.12 X10-5 M					M	
	30	1.2 X10-3 D	BD	SURFACE TENSION LOG PLOT	HERR	66013	T	L
COMPOUND NO = 590 MOL WGT - 299.6 DODECYL DIMETHYLAMMONIOPROPANE CARBOXYLATE								
1 ENTRIES FOR COMPOUND	30	1.6 X10-1 D	BC	TURBIDITY PLT LITE SCATR	HERR	66013	T	3
		5.34 X10-3 M					M	
COMPOUND NO = 591 MOL WGT - 352.5 DODECYL DIMETHYLPHOSPHONIOPROPANE SULFONATE								
1 ENTRIES FOR COMPOUND	30	8.5 X10-2 D	BC	TURBIDITY PLT LITE SCATR	HERR	66013	T	3
		2.41 X10-3 M					M	
COMPOUND NO = 592 MOL WGT - 299.6 DODECYL N-DIETHYL N-BETAINE								
1 ENTRIES FOR COMPOUND	30	8.4 X10-2 D	XC	METHOD NOT CITED	HERR	66013	T	L
		2.80 X10-3 M					M	
COMPOUND NO = 593 MOL WGT - 351.6 DIMETHYL DODECYLAMMONIOPROPANE HYDROXY SULFONATE								
1 ENTRIES FOR COMPOUND	30	7.0 X10-2 D	BC	METHOD NOT CITED	HERR	66013	T	3
		1.99 X10-3 M					M	

Concentration units: A—mol %; B—vol % solvent; C—mol % surfactant mixture; D—wt/vol %; E—% saturation; H—wt % solvent; I—mol % surfactant; K—normality

counterions; M—molar; N—normal; P—wt %; Q—wt % surfactant; R—varied; S—mol/kg; T—wt % surfactant mixture; U—mol/(l or kg); W—molal; Y—atm. Details on page 222.



*Complete Table of Critical Micelle Concentration Values—Continued*

Additives	Temp. °C	CMC	Qual. Mat. Meth.	Method	Authors	Reference	Source	Evaluation
COMPOUND NO = 594 MOL WGT -	391.7	DODECYL	DIPROPYL	AMMONIOPROPANE	SULFONATE			
	30	7.0 X10-2 D	BC	METHOD NOT CITED	HERR	66013	T	3
		1.78 X10-3 M					M	
1 ENTRIES FOR COMPOUND								
COMPOUND NO = 595 MOL WGT -	351.6	DODECYL	DIMETHYL	AMMONIOPROPANE	SULFATE			
2. E-1 M NA P-TOLUENE-SO3	30	2.0 X10-2 D	BC	METHOD NOT CITED	HERR	66013	T	L
		5.68 X10-4 M					M	
1 ENTRIES FOR COMPOUND								
COMPOUND NO = 596 MOL WGT -	353.6	TETRAHYDROANACARDOL	AMMONIUM	MONOSULFONATE				
	50	8. X10-3 D	XG	VELOCITY OF SOUND	KUPP SURY	65028	T	L
		2.2 X10-4 M					M	
1 ENTRIES FOR COMPOUND								
COMPOUND NO = 597 MOL WGT -	346.5	SODIUM DODECYL	MONO-OXYPROPYL	SULFATE				
	UNK	2.69 X10-3 M	CG	VISUAL SPCTR CHNGE PNCN	WEIL STIR	66003	T	L
1 ENTRIES FOR COMPOUND								
COMPOUND NO = 598 MOL WGT -	374.5	SODIUM TETRADECYL	MONO-OXYPROPYL	SULFATE				
	UNK	5.8 X10-4 M	CG	VISUAL SPCTR CHNGE PNCN	WEIL STIR	66003	T	L
1 ENTRIES FOR COMPOUND								
COMPOUND NO = 599 MOL WGT -	432.6	SODIUM TETRADECYL	DI-OXYPROPYL	SULFATE				
	UNK	3.6 X10-4 M	CG	VISUAL SPCTR CHNGE PNCN	WEIL STIR	66003	T	L
1 ENTRIES FOR COMPOUND								
COMPOUND NO = 600 MOL WGT -	402.6	SODIUM HEXADECYL	MONO-OXYPROPYL	SULFATE				
	UNK	1.6 X10-4 M	CG	VISUAL SPCTR CHNGE PNCN	WEIL STIR	66003	T	L
1 ENTRIES FOR COMPOUND								
COMPOUND NO = 601 MOL WGT -	430.6	SODIUM OCTADECYL	MONO-OXYPROPYL	SULFATE				
	UNK	7. X10-5 M	CG	VISUAL SPCTR CHNGE PNCN	WEIL STIR	66003	T	L
1 ENTRIES FOR COMPOUND								
COMPOUND NO = 602 MOL WGT -	280.4	ALPHA SULFO LAURIC ACID						
	UNK	1.30 X10-2 M	CG	VISUAL SPCTR CHNGE PNCN	MAUR STIR	64002	L	L
1 ENTRIES FOR COMPOUND								
COMPOUND NO = 603 MOL WGT -	344.4	SODIUM PROPYL ALPHA SULFO LAURATE						
	UNK	5.3 X10-3 M	CG	VISUAL SPCTR CHNGE PNCN	MAUR STIR	64002	T	L
1 ENTRIES FOR COMPOUND								
COMPOUND NO = 604 MOL WGT -	344.4	SODIUM METHYL ALPHA SULFO MYRISTATE						
	UNK	2.8 X10-3 M	CG	VISUAL SPCTR CHNGE PNCN	MAUR STIR	64002	T	L
1 ENTRIES FOR COMPOUND								
COMPOUND NO = 605 MOL WGT -	330.4	SODIUM AMYL ALPHAPHOSPHONO PELARGONATE						
	UNK	1.82 X10-2 M	CG	VISUAL SPCTR CHNGE PNCN	MAUR STIR	64002	T	L
1 ENTRIES FOR COMPOUND								
COMPOUND NO = 606 MOL WGT -	344.4	SODIUM AMYL ALPHAPHOSPHONO CAPRATE						
	UNK	9.0 X10-3 M	CG	VISUAL SPCTR CHNGE PNCN	MAUR STIR	64002	T	L
1 ENTRIES FOR COMPOUND								
COMPOUND NO = 607 MOL WGT -	344.4	SODIUM ISOPROPYL ALPHAPHOSPHONO LAURATE						
	UNK	6.68 X10-3 M	CG	VISUAL SPCTR CHNGE PNCN	MAUR STIR	64002	T	L
1 ENTRIES FOR COMPOUND								
COMPOUND NO = 608 MOL WGT -	344.4	SODIUM METHYL ALPHAPHOSPHONO MYRISTATE						
	UNK	7.26 X10-3 M	CG	VISUAL SPCTR CHNGE PNCN	MAUR STIR	64002	T	L
1 ENTRIES FOR COMPOUND								

Concentration units: A—mol %; B—vol % solvent; C—mol % surfactant mixture; D—wt/vol %; E—% saturation; H—wt % solvent; I—mol % surfactant; K—normality

counterions; M—molar; N—normal; P—wt %; Q—wt % surfactant; R—varied; S—mol/kg; T—wt % surfactant mixture; U—mol/(l or kg); W—molal; Y—atm. Details on page 222.

*Complete Table of Critical Micelle Concentration Values—Continued*

Additives			Temp. °C	CMC	Qual. Mat. Meth.	Method	Authors	Reference	Source	Evaluation
COMPOUND NO =	609	MOL WGT -	400.5	SODIUM	ISOPROPYL	ALPHAPHOSPHONO	PALMITATE			
1 ENTRIES FOR COMPOUND			UNK 3.2	X10-4 M	CG	VISUAL SPCTR CHNGE PNCN	MAUR STIR	64002	T	L
COMPOUND NO =	610	MOL WGT -	400.5	SODIUM	METHYL	ALPHAPHOSPHONO	STEARATE			
1 ENTRIES FOR COMPOUND			UNK 2.9	X10-4 M	CG	VISUAL SPCTR CHNGE PNCN	MAUR STIR	64002	T	L
COMPOUND NO =	611	MOL WGT -	238.2	ALPHAPHOSPHONO	PELARGONIC	ACID				
1 ENTRIES FOR COMPOUND			UNK 3.02	X10-2 M	CB	SURFACE TENSION UNSPEC	MAUR STIR	64002	LT	L
COMPOUND NO =	612	MOL WGT -	252.3	ALPHAPHOSPHONO	DECANOIC	ACID				
1 ENTRIES FOR COMPOUND			UNK 1.35	X10-2 M	CB	SURFACE TENSION UNSPEC	MAUR STIR	64002	LT	L
COMPOUND NO =	613	MOL WGT -	280.3	ALPHAPHOSPHONO	DODECANOIC	ACID				
1 ENTRIES FOR COMPOUND			UNK 2.5	X10-3 M	CC	SURFACE TENSION UNSPEC	MAUR STIR	64002	LT	L
COMPOUND NO =	614	MOL WGT -	308.4	ALPHAPHOSPHONO	TETRADECANOIC	ACID				
1 ENTRIES FOR COMPOUND			UNK 5.8	X10-4 M	CB	SURFACE TENSION UNSPEC	MAUR STIR	64002	LT	L
COMPOUND NO =	615	MOL WGT -	336.5	ALPHAPHOSPHONO	HEXADECANOIC	ACID				
1 ENTRIES FOR COMPOUND			UNK 8.9	X10-5 M	CB	SURFACE TENSION UNSPEC	MAUR STIR	64002	LT	L
COMPOUND NO =	616	MOL WGT -	274.3	MONOSODIUM	ALPHAPHOSPHONO	DECANOATE				
1 ENTRIES FOR COMPOUND			UNK 4.89	X10-2 M	CG	VISUAL SPCTR CHNGE PNCN	MAUR STIR	64002	L	L
COMPOUND NO =	617	MOL WGT -	302.3	MONOSODIUM	ALPHAPHOSPHONO	DODECANOATE				
1 ENTRIES FOR COMPOUND			UNK 1.10	X10-2 M	CG	VISUAL SPCTR CHNGE PNCN	MAUR STIR	64002	L	L
COMPOUND NO =	618	MOL WGT -	330.4	MONOSODIUM	ALPHAPHOSPHONO	TETRADECANOATE				
1 ENTRIES FOR COMPOUND			UNK 2.50	X10-3 M	CG	VISUAL SPCTR CHNGE PNCN	MAUR STIR	64002	L	L
COMPOUND NO =	619	MOL WGT -	358.4	MONOSODIUM	ALPHAPHOSPHONO	HEXADECANOATE				
1 ENTRIES FOR COMPOUND			UNK 5.2	X10-4 M	CG	VISUAL SPCTR CHNGE PNCN	MAUR STIR	64002	L	L
COMPOUND NO =	620	MOL WGT -	324.3	DISODIUM	ALPHAPHOSPHONO	DODECANOATE				
1 ENTRIES FOR COMPOUND			UNK 3.06	X10-2 M	CG	VISUAL SPCTR CHNGE PNCN	MAUR STIR	64002	L	L
COMPOUND NO =	621	MOL WGT -	352.4	DISODIUM	ALPHAPHOSPHONO	TETRADECANOATE				
1 ENTRIES FOR COMPOUND			UNK 1.46	X10-2 M	CG	VISUAL SPCTR CHNGE PNCN	MAUR STIR	64002	L	L
COMPOUND NO =	622	MOL WGT -	380.4	DISODIUM	ALPHAPHOSPHONO	HEXADECANOATE				
1 ENTRIES FOR COMPOUND			UNK 6.7	X10-3 M	CG	VISUAL SPCTR CHNGE PNCN	MAUR STIR	64002	L	L
COMPOUND NO =	623	MOL WGT -	408.5	DISODIUM	ALPHAPHOSPHONO	OCTADECANOATE				
1 ENTRIES FOR COMPOUND			UNK 2.9	X10-3 M	CG	VISUAL SPCTR CHNGE PNCN	MAUR STIR	64002	L	L
COMPOUND NO =	624	MOL WGT -	374.3	TRISODIUM	ALPHAPHOSPHONO	TETRADECANOATE				
1 ENTRIES FOR COMPOUND			UNK 3.02	X10-2 M	CG	VISUAL SPCTR CHNGE PNCN	MAUR STIR	64002	L	L

Concentration units: A—mol %; B—vol % solvent; C—mol % surfactant mixture; D—wt/vol %; E—% saturation; H—wt % solvent; I—mol % surfactant; K—normality

counterions; M—molar; N—normal; P—wt %; Q—wt % surfactant; R—varied; S—mol/kg; T—wt % surfactant mixture; U—mol/(l or kg); W—molal; Y—atm. Details on page 222.



*Complete Table of Critical Micelle Concentration Values—Continued*

Additives			Temp. °C	CMC	Qual. Mat. Meth.	Method	Authors	Reference	Source	Evaluation
COMPOUND NO =	625	MOL WGT -	402.4	TRISODIUM ALPHAPHOSPHONO HEXADECANOATE						
			UNK	1.62	X10-2 M	CG	VISUAL SPCTR CHNGE PNCN	MAUR STIR	64002	L L
1 ENTRIES FOR COMPOUND										
COMPOUND NO =	626	MOL WGT -	430.5	TRISODIUM ALPHAPHOSPHONO OCTADECANOATE						
			UNK	8.2	X10-3 M	CG	VISUAL SPCTR CHNGE PNCN	MAUR STIR	64002	L L
1 ENTRIES FOR COMPOUND										
COMPOUND NO =	627	MOL WGT -	332.2	CESIUM DODECANOATE						
			25	2.5	X10-2 M	XG	VISUAL SPCTR CHNGE	KLEV	53010	T L
1 ENTRIES FOR COMPOUND										
COMPOUND NO =	628	MOL WGT -	266.3	DODECYLAMMONIUM BROMIDE						
			30	1.2	X10-2 M	XG	VISUAL SPCTR CHNGE	KLEV	53010	T L
1 ENTRIES FOR COMPOUND										
COMPOUND NO =	629	MOL WGT -	320.6	POTASSIUM ELAIDATE/TRANS-9-OCTADECENOATE/						
			50	1.5	X10-3 M	XC	REFRACTIVE INDEX	KLEV	53010	T L
1 ENTRIES FOR COMPOUND										
COMPOUND NO =	630	MOL WGT -	336.6	POTASSIUM RICINOLEATE/12 HYDROXY OLEATE/						
			55	3.6	X10-3 M	XC	REFRACTIVE INDEX	KLEV	53010	T L
1 ENTRIES FOR COMPOUND										
COMPOUND NO =	631	MOL WGT -	336.6	POTASSIUM RICINELAIDATE/12 HYDROXY ELAIDATE/						
			55	5.5	X10-3 M	XB	REFRACTIVE INDEX	KLEV	53010	T L
1 ENTRIES FOR COMPOUND										
COMPOUND NO =	632	MOL WGT -	295.6	POTASSIUM N-DODECYL BETA-ALANINATE						
			35	2.6	X10-3 M	XC	REFRACTIVE INDEX	KLEV	53010	T L
			50	3.0	X10-3 M	XC	REFRACTIVE INDEX	KLEV	53010	T L
2 ENTRIES FOR COMPOUND										
COMPOUND NO =	633	MOL WGT -	292.9	N-DODECYL BETA-ALANINE HYDROCHLORIDE						
			30	1.0	X10-2 M	XC	REFRACTIVE INDEX	KLEV	53010	T L
1 ENTRIES FOR COMPOUND										
COMPOUND NO =	634	MOL WGT -	304.5	POTASSIUM DODECYL SULFATE						
			40	7.8	X10-3 M	CB	SPECFC CONDUCTNCE GRAPH	MEGU KOND	56020	T 3
			50	5.2	X10-3 M	DG	VISUAL SPCTR CHNGE PNCN	RAIS	52016	T L
6.75 E-2 M	NA CL		40	1.5	X10-3 M	CG	FOTOMTR SPCTR CHNGE RHD6	MEGU KOND	56020	T L
3 ENTRIES FOR COMPOUND										
COMPOUND NO =	635	MOL WGT -	256.3	LITHIUM DODECYL SULFONATE						
			50	1.00	X10-2 M	DG	VISUAL SPCTR CHNGE PNCN	RAIS	52016	T L
1 ENTRIES FOR COMPOUND										
COMPOUND NO =	636	MOL WGT -	304.4	SODIUM DODECYL THIOSULFATE						
			50	3.0	X10-3 M	DG	VISUAL SPCTR CHNGE PNCN	RAIS	52016	T L
1 ENTRIES FOR COMPOUND										
COMPOUND NO =	637	MOL WGT -	300.4	LITHIUM TETRADECYL SULFATE						
			50	1.64	X10-3 M	DG	VISUAL SPCTR CHNGE PNCN	RAIS	52016	T L
1 ENTRIES FOR COMPOUND										
COMPOUND NO =	638	MOL WGT -	328.4	LITHIUM HEXADECYL SULFATE						
			50	2.9	X10-4 M	DG	VISUAL SPCTR CHNGE PNCN	RAIS	52016	T L
1 ENTRIES FOR COMPOUND										
COMPOUND NO =	639	MOL WGT -	290.3	SODIUM UNDECYL THIOSULFATE						
			50	7.0	X10-3 M	DG	VISUAL SPCTR CHNGE PNCN	RAIS	52016	T L
1 ENTRIES FOR COMPOUND										

Concentration units: A—mol %; B—vol % solvent; C—mol % surfactant mixture; D—wt/vol %; E—% saturation; H—wt % solvent; I—mol % surfactant; K—normality

counterions; M—molar; N—normal; P—wt %; Q—wt % surfactant; R—varied; S—mol/kg; T—wt % surfactant mixture; U—mol/(l or kg); W—molal; Y—atm. Details on page 222.

*Complete Table of Critical Micelle Concentration Values—Continued*

Additives	Temp. °C	CMC	Qual. Mat. Meth.	Method	Authors	Reference	Source	Evaluation
COMPOUND NO = 640 MOL WGT - 1 ENTRIES FOR COMPOUND	325.5 25 1.1	HEXYL X10-1 M	TRIMETHYLAMMONIUM BC	HEXANE SULFATE METHOD NOT CITED	CORK GOOD	66014	T	3
COMPOUND NO = 641 MOL WGT - 1.00 E 2 I NA BR 1 ENTRIES FOR COMPOUND	353.6 25 2.7	HEXYL X10-2 M	TRIMETHYLAMMONIUM BC	OCTANE SULFATE METHOD NOT CITED	CORK GOOD	66014	T	3
COMPOUND NO = 642 MOL WGT - 1 ENTRIES FOR COMPOUND	409.7 25 1.9	OCTYL X10-3 M	TRIMETHYLAMMONIUM BC	DECANE SULFATE METHOD NOT CITED	CORK GOOD	66014	T	3
COMPOUND NO = 643 MOL WGT - 1.00 E 2 I NA BR 1 ENTRIES FOR COMPOUND	437.8 25 4.5	DODECYL X10-4 M	TRIMETHYLAMMONIUM BC	OCTANE SULFATE METHOD NOT CITED	CORK GOOD	66014	T	3
COMPOUND NO = 644 MOL WGT - 1 ENTRIES FOR COMPOUND	309.5 25 2.2	HEXYL X10-1 M	TRIMETHYLAMMONIUM BC	HEXANE SULFONATE METHOD NOT CITED	CORK GOOD	66014	T	L
COMPOUND NO = 645 MOL WGT - 1 ENTRIES FOR COMPOUND	268.3 25 5.0	PARA/BETA-D-GLUCOSYL X10-1 M	ETHYLBENZENE CE	SURFACE TENSION LOG PLOT	HUTC SHEA	64037	T	L
COMPOUND NO = 646 MOL WGT - 1 ENTRIES FOR COMPOUND	282.4 25 1.3	PARA/BETA-D-GLUCOSYL X10-1 M	PROPYL BENZENE CC	SURFACE TENSION LOG PLOT	HUTC SHEA	64037	T	L
COMPOUND NO = 647 MOL WGT - 1 ENTRIES FOR COMPOUND	296.4 25 5.	PARA/BETA-D-GLUCOSYL X10-2 M	BUTYLBENZENE CD	SURFACE TENSION LOG PLOT	HUTC SHEA	64037	T	L
COMPOUND NO = 648 MOL WGT - 2 ENTRIES FOR COMPOUND	276.4 25 7.9 50 7.1	ALPHA-D-GLUCOSYL X10-3 M X10-3 M	OCTANE CC CC	SURFACE TENSION LOG PLOT SURFACE TENSION LOG PLOT	HUTC SHEA HUTC SHEA	64037 64037	T T	L L
COMPOUND NO = 650 MOL WGT - 1 ENTRIES FOR COMPOUND	266.4 25 6.	PARA/BETA-D-XYLOSYL X10-4 M	BUTYL BENZENE CD	SURFACE TENSION LOG PLOT	HUTC SHEA	64037	T	L
COMPOUND NO = 651 MOL WGT - 2 ENTRIES FOR COMPOUND	.0 25 1.1 30 7.5	EMASOL 1120 X10-2 M X10-1 D	/ALKYL POLYOXYETHYLENE SORBITAN ESTER/ CC HG	SURFACE TENSION LOG PLOT VISCOSITY MINIMUM	HUTC SHEA OKUY TYUZ	64037 54008	T T	L L
COMPOUND NO = 652 MOL WGT - 1 ENTRIES FOR COMPOUND	.0 30 5.0	EMASOL 1130 X10-1 D	/ALKYL POLYOXYETHYLENE SORBITAN ESTER/ HG	VISCOSITY MINIMUM	OKUY TYUZ	54008	T	L
COMPOUND NO = 653 MOL WGT - 1 ENTRIES FOR COMPOUND	.0 30 3.1	EMULGEN 120 X10-1 D	/ALKYL POLYOXYETHYLENE ETHER/ HG	VISCOSITY MINIMUM	OKUY TYUZ	54008	T	L
COMPOUND NO = 654 MOL WGT - 5.01 E 0 H METHANOL 1.227E 1 H METHANOL 1.508E 1 H METHANOL 1.985E 1 H METHANOL 2.589E 1 H METHANOL 3.463E 1 H METHANOL 7 ENTRIES FOR COMPOUND	374.7 25 2.3 25 1.76 25 3.28 25 4.37 25 5.93 25 1.10 25 3.03	OCTADECYL X10-4 M X10-4 M X10-4 M X10-4 M X10-4 M X10-3 M X10-3 M	TRIMETHYLAMMONIUM BE BA BB BB BA BA BB	NITRATE EQUIV CONDCTNCE GRAPH EQUIV CONDCTNCE GRAPH EQUIV CONDCTNCE GRAPH EQUIV CONDCTNCE GRAPH EQUIV CONDCTNCE GRAPH EQUIV CONDCTNCE GRAPH EQUIV CONDCTNCE GRAPH	GRIE KRAU EVER KRAU EVER KRAU EVER KRAU EVER KRAU EVER KRAU EVER KRAU	48010 48028 48028 48028 48028 48028 48028	T P P P P P P	L 2 3 3 2 2 3

Concentration units: A—mol %; B—vol % solvent; C—mol % surfactant mixture; D—wt/vol %; E—% saturation; H—wt % solvent; I—mol % surfactant; K—normality

counterions; M—molar; N—normal; P—wt %; Q—wt % surfactant; R—varied; S—mol/kg; T—wt % surfactant mixture; U—mol/(l or kg); W—molal; Y—atm. Details on page 222.



*Complete Table of Critical Micelle Concentration Values—Continued*

Additives	Temp. °C	CMC	Qual. Mat. Meth.	Method	Authors	Reference	Source	Evaluation
COMPOUND NO = 655 MOL WGT -	368.1	OCTADECYL PYRIDINIUM CHLORIDE						
	25	2.4 X10 <sup>-4</sup> M	BB	EQUIV CONDUCTNCE GRAPH	GRIE KRAU	48010	T	L
	25	2.40 X10 <sup>-4</sup> M	BB	EQUIV CONDUCTNCE GRAPH	EVER KRAU	48028	P	3
	25	2.54 X10 <sup>-4</sup> M	BC	EQUIV CONDUCTNCE GRAPH	EVER KRAU	48028	T	L
3 ENTRIES FOR COMPOUND								
COMPOUND NO = 656 MOL WGT -	394.7	OCTADECYL PYRIDINIUM NITRATE						
2.0 E 1 H METHANOL	25	1.28 X10 <sup>-4</sup> M	BB	EQUIV CONDUCTNCE GRAPH	EVER KRAU	48028	T	3
2 ENTRIES FOR COMPOUND	25	5.76 X10 <sup>-4</sup> M	BB	EQUIV CONDUCTNCE GRAPH	EVER KRAU	48028	P	3
COMPOUND NO = 657 MOL WGT -	412.6	OCTADECYL PYRIDINIUM BROMIDE						
2.0 E 1 H METHANOL	25	6.10 X10 <sup>-4</sup> M	BB	EQUIV CONDUCTNCE GRAPH	EVER KRAU	48028	P	3
1 ENTRIES FOR COMPOUND								
COMPOUND NO = 658 MOL WGT -	440.6	OCTADECYL TRIMETHYLAMMONIUM BROMATE						
	25	3.1 X10 <sup>-4</sup> M	BG	EQUIV COND 1ST DEVIATION	GRIE KRAU	48010	T	L
	25	3.31 X10 <sup>-4</sup> M	BB	EQUIV CONDUCTNCE GRAPH	GRIE KRAU	48010	P	3
2 ENTRIES FOR COMPOUND								
COMPOUND NO = 659 MOL WGT -	357.7	OCTADECYL TRIMETHYLAMMONIUM FORMATE						
1 ENTRIES FOR COMPOUND	25	4.4 X10 <sup>-4</sup> M	BC	EQUIV CONDUCTNCE GRAPH	GRIE KRAU	48010	T	3
COMPOUND NO = 660 MOL WGT -	479.5	HEXADECYL PYRIDINIUM IODATE						
	25	1.6 X10 <sup>-3</sup> M	BG	EQUIV CONDUCTNCE MAXIMUM	BROW GRIE	49014	T	L
	25	9.9 X10 <sup>-4</sup> M	BG	EQUIV COND MAX BEGINING	BROW GRIE	49014	T	L
7.9 E 0 H TERTIARY BUTANOL	25	1.35 X10 <sup>-4</sup> M	BG	EQUIV COND MAX BEGINING	BROW GRIE	49014	T	L
7.9 E 0 H TERTIARY BUTANOL	25	9. X10 <sup>-4</sup> M	BG	EQUIV CONDUCTNCE MAXIMUM	BROW GRIE	49014	T	L
4 ENTRIES FOR COMPOUND								
COMPOUND NO = 661 MOL WGT -	507.6	OCTADECYL PYRIDINIUM IODATE						
	25	5. X10 <sup>-4</sup> M	BG	EQUIV CONDUCTNCE MAXIMUM	BROW GRIE	49014	T	L
	25	9. X10 <sup>-5</sup> M	BG	EQUIV COND MAX BEGINING	BROW GRIE	49014	T	L
1.62 E 1 H METHANOL	25	8. X10 <sup>-4</sup> M	BG	EQUIV CONDUCTNCE MAXIMUM	BROW GRIE	49014	T	L
1.62 E 1 H METHANOL	25	2.9 X10 <sup>-4</sup> M	BG	EQUIV COND MAX BEGINING	BROW GRIE	49014	T	L
4 ENTRIES FOR COMPOUND								
COMPOUND NO = 662 MOL WGT -	482.7	OCTADECYL TRIETHYLAMMONIUM BROMATE						
1 ENTRIES FOR COMPOUND	25	2.5 X10 <sup>-4</sup> M	BC	EQUIV CONDUCTNCE GRAPH	MCDO KRAU	51009	T	3
COMPOUND NO = 663 MOL WGT -	524.8	OCTADECYL TRIPROPYLAMMONIUM BROMATE						
1 ENTRIES FOR COMPOUND	25	1.25 X10 <sup>-4</sup> M	BG	EQUIV COND MAX BEGINING	MCDO KRAU	51009	T	L
COMPOUND NO = 664 MOL WGT -	566.9	OCTADECYL TRIBUTYLAMMONIUM BROMATE						
1 ENTRIES FOR COMPOUND	25	5.3 X10 <sup>-5</sup> M	BG	EQUIV COND MAX BEGINING	MCDO KRAU	51009	TK	L
COMPOUND NO = 665 MOL WGT -	608.9	OCTADECYL TRIAMYLAMMONIUM BROMATE						
1 ENTRIES FOR COMPOUND	25	1.6 X10 <sup>-5</sup> M	BG	EQUIV COND MAX BEGINING	MCDO KRAU	51009	TK	L
COMPOUND NO = 666 MOL WGT -	538.8	HEXADECYL TRIBUTYLAMMONIUM BROMATE						
1 ENTRIES FOR COMPOUND	25	3.3 X10 <sup>-4</sup> M	BG	EQUIV COND MAX BEGINING	MCDO KRAU	51009	TK	L
COMPOUND NO = 667 MOL WGT -	713.4	OCTADECYL TRIMETHYLAMMONIUM OXALATE						
	25	6.4 X10 <sup>-5</sup> M	BE	EQUIV CONDUCTNCE GRAPH	YOUN GRIE	49017	T	L
9.91 E 0 H ACETONE	25	1.44 X10 <sup>-4</sup> M	BG	EQUIV COND 1ST DEVIATION	YOUN GRIE	49017	T	L
9.91 E 0 H ACETONE	25	1.61 X10 <sup>-4</sup> M	BB	EQUIV CONDUCTNCE GRAPH	YOUN GRIE	49017	P	3
1.39 E 1 H ACETONE	25	2.56 X10 <sup>-4</sup> M	BG	EQUIV COND 1ST DEVIATION	YOUN GRIE	49017	T	L
1.39 E 1 H ACETONE	25	2.56 X10 <sup>-4</sup> M	BB	EQUIV CONDUCTNCE GRAPH	YOUN GRIE	49017	P	3
2.07 E 1 H ACETONE	25	5.29 X10 <sup>-4</sup> M	BG	EQUIV COND 1ST DEVIATION	YOUN GRIE	49017	T	L

Concentration units: A—mol %; B—vol % solvent; C—mol % surfactant mixture; D—wt/vol %; E—% saturation; H—wt % solvent; I—mol % surfactant; K—normality

counterions; M—molar; N—normal; P—wt %; Q—wt % surfactant; R—varied; S—mol/kg; T—wt % surfactant mixture; U—mol/(l or kg); W—molal; Y—atm. Details on page 222.

# Complete Table of Critical Micelle Concentration Values—Continued

Additives		Temp. °C	CMC	Qual. Mat. Meth.	Method	Authors	Reference	Source	Evaluation
2.07 E 1 H	ACETONE	25	6.50 X10-4 M	BB	EQUIV CONDUCTNCE GRAPH	YOUN GRIE	49017	P	3
2.88 E 1 H	ACETONE	25	1.30 X10-3 M	BG	EQUIV COND 1ST DEVIATION	YOUN GRIE	49017	T	L
2.88 E 1 H	ACETONE	25	1.94 X10-3 M	BC	EQUIV CONDUCTNCE GRAPH	YOUN GRIE	49017	P	3
2.07 E 1 H	METHANOL	25	2.50 X10-4 M	BB	EQUIV CONDUCTNCE GRAPH	YOUN GRIE	49017	P	3
2.07 E 1 H	METHANOL	25	2.70 X10-4 M	BE	EQUIV CONDUCTNCE GRAPH	YOUN GRIE	49017	T	L
3.02 E 1 H	METHANOL	25	6.8 X10-4 M	BE	EQUIV CONDUCTNCE GRAPH	YOUN GRIE	49017	T	L
3.02 E 1 H	METHANOL	25	6.25 X10-4 M	BB	EQUIV CONDUCTNCE GRAPH	YOUN GRIE	49017	P	3
4.01 E 1 H	METHANOL	25	1.76 X10-3 M	BE	EQUIV COND 1ST DEVIATION	YOUN GRIE	49017	T	L
4.01 E 1 H	METHANOL	25	2.20 X10-3 M	BC	EQUIV CONDUCTNCE GRAPH	YOUN GRIE	49017	P	3
15 ENTRIES FOR COMPOUND									
COMPOUND NO = 668 MOL WGT -		292.5	DIPOTASSIUM OCTYL MALONATE						
		20	3.0 X10-1 M	BC	SURFACE TENSION UNSPEC	SHIN	55007	T	3
		25	3.5 X10-1 M	BG	VISUAL SPCTR CHNGE PNCN	SHIN	55007	T	L
7.6 E-1 K	K ION	25	3.2 X10-1 M	BG	VISUAL SPCTR CHNGE PNCN	SHIN	55007	G	L
7.7 E-1 K	K ION	25	3.0 X10-1 M	BG	VISUAL SPCTR CHNGE PNCN	SHIN	55007	G	L
8.2 E-1 K	K ION	25	2.8 X10-1 M	BG	VISUAL SPCTR CHNGE PNCN	SHIN	55007	G	L
9.2 E-1 K	K ION	25	2.6 X10-1 M	BG	VISUAL SPCTR CHNGE PNCN	SHIN	55007	G	L
1.00 E 0 K	K ION	25	2.3 X10-1 M	BG	VISUAL SPCTR CHNGE PNCN	SHIN	55007	G	L
7 ENTRIES FOR COMPOUND									
COMPOUND NO = 669 MOL WGT -		320.5	DIPOTASSIUM DECYL MALONATE						
		25		BG	THEORETICALLY ESTIMATED	SHIN	55007	T	R
1 ENTRIES FOR COMPOUND									
COMPOUND NO = 670 MOL WGT -		348.6	DIPOTASSIUM DODECYL MALONATE						
		20	4.8 X10-2 M	BC	SURFACE TENSION UNSPEC	SHIN	55007	T	L
		20	4.8 X10-2 M	BG	FOTOMTR SPCTR CHNGE PNCN	SHIN	55007	T	L
		25	4.8 X10-2 M	BG	VISUAL SPCTR CHNGE PNCN	SHIN	55007	T	L
		25	5.0 X10-2 M	BB	FOTOMTR SOLUBLZTN 2NPA	SHIN	55007	T	3
1.10 E-1 K	K ION	25	4.2 X10-2 M	BG	VISUAL SPCTR CHNGE PNCN	SHIN	55007	G	L
1.16 E-1 K	K ION	25	3.9 X10-2 M	BG	VISUAL SPCTR CHNGE PNCN	SHIN	55007	G	L
1.31 E-1 K	K ION	25	3.4 X10-2 M	BG	VISUAL SPCTR CHNGE PNCN	SHIN	55007	G	L
1.58 E-1 K	K ION	25	2.6 X10-2 M	BG	VISUAL SPCTR CHNGE PNCN	SHIN	55007	G	L
1.89 E-1 K	K ION	25	2.1 X10-2 M	BG	VISUAL SPCTR CHNGE PNCN	SHIN	55007	G	L
2.17 E-1 K	K ION	25	1.9 X10-2 M	BG	VISUAL SPCTR CHNGE PNCN	SHIN	55007	G	L
2.56 E-1 K	K ION	25	1.6 X10-2 M	BG	VISUAL SPCTR CHNGE PNCN	SHIN	55007	G	L
3.08 E-1 K	K ION	25	1.3 X10-2 M	BG	VISUAL SPCTR CHNGE PNCN	SHIN	55007	G	L
3.48 E-1 K	K ION	25	1.1 X10-2 M	BG	VISUAL SPCTR CHNGE PNCN	SHIN	55007	G	L
13 ENTRIES FOR COMPOUND									
COMPOUND NO = 671 MOL WGT -		376.7	DIPOTASSIUM TETRADECYL MALONATE						
		20	1.9 X10-2 M	BC	SURFACE TENSION UNSPEC	SHIN	55007	T	L
		25	1.7 X10-2 M	BG	VISUAL SPCTR CHNGE PNCN	SHIN	55007	T	L
		25	1.8 X10-2 M	BC	FOTOMTR SOLUBLZTN 2NPA	SHIN	55007	T	3
3.7 E-2 K	K ION	25	1.5 X10-2 M	BG	VISUAL SPCTR CHNGE PNCN	SHIN	55007	G	L
4.0 E-2 K	K ION	25	1.4 X10-2 M	BG	VISUAL SPCTR CHNGE PNCN	SHIN	55007	G	L
4.5 E-2 K	K ION	25	1.2 X10-2 M	BG	VISUAL SPCTR CHNGE PNCN	SHIN	55007	G	L
5.4 E-2 K	K ION	25	9.6 X10-3 M	BG	VISUAL SPCTR CHNGE PNCN	SHIN	55007	G	L
7.0 E-2 K	K ION	25	7.1 X10-3 M	BG	VISUAL SPCTR CHNGE PNCN	SHIN	55007	G	L
9.7 E-2 K	K ION	25	5.4 X10-3 M	BG	VISUAL SPCTR CHNGE PNCN	SHIN	55007	G	L
1.23 E-1 K	K ION	25	4.4 X10-3 M	BG	VISUAL SPCTR CHNGE PNCN	SHIN	55007	G	L
10 ENTRIES FOR COMPOUND									
COMPOUND NO = 672 MOL WGT -		404.7	DIPOTASSIUM HEXADECYL MALONATE						
		20	9. X10-3 M	BD	SURFACE TENSION UNSPEC	SHIN	55007	T	L
		25	6.3 X10-3 M	BG	VISUAL SPCTR CHNGE PNCN	SHIN	55007	T	L
F.48 E-2 K	K ION	25	5.5 X10-3 M	BG	VISUAL SPCTR CHNGE PNCN	SHIN	55007	G	L
1.86 E-2 K	K ION	25	4.4 X10-3 M	BG	VISUAL SPCTR CHNGE PNCN	SHIN	55007	G	L
2.23 E-2 K	K ION	25	3.2 X10-3 M	BG	VISUAL SPCTR CHNGE PNCN	SHIN	55007	G	L
2.97 E-2 K	K ION	25	2.2 X10-3 M	BG	VISUAL SPCTR CHNGE PNCN	SHIN	55007	G	L
4.75 E-2 K	K ION	25	1.5 X10-3 M	BG	VISUAL SPCTR CHNGE PNCN	SHIN	55007	G	L
7 ENTRIES FOR COMPOUND									
COMPOUND NO = 673 MOL WGT -		432.8	DIPOTASSIUM OCTADECYL MALONATE						
		25	2.3 X10-3 M	BG	VISUAL SPCTR CHNGE PNCN	SHIN	55007	T	L
1 ENTRIES FOR COMPOUND									

Concentration units: A—mol %; B—vol % solvent; C—mol % surfactant mixture; D—wt/vol %; E—% saturation; H—wt % solvent; I—mol % surfactant; K—normality

counterions; M—molar; N—normal; P—wt %; Q—wt % surfactant; R—varied; S—mol/kg; T—wt % surfactant mixture; U—mol/(l or kg); W—molal; Y—atm. Details on page 222.



*Complete Table of Critical Micelle Concentration Values—Continued*

Additives	Temp. °C	CMC	Qual. Mat. Meth.	Method	Authors	Reference	Source	Evaluation
COMPOUND NO = 674 MOL WGT - BRANCHED CHAIN, NATURAL OE DISTRIBUTION	470.7	DIISOBUTYL BENZENE/OXYETHYLENE/6		ALCOHOL (DB)				
	20	1.8 X10-3 M	HG	VISUAL SPCTR CHNGE PNCN	TAUB KONS	60033	T	L
	20	1.4 X10-3 M	HG	FOTOMTR SPCTR CHNGE PNCN	TAUB KONS	60033	T	L
2 ENTRIES FOR COMPOUND								
COMPOUND NO = 675 MOL WGT - NATURAL DISTRIBUTION OF HEAD GROUPS	647.0	OCTYL BENZENE /OXYETHYLENE/10		ALCOHOL				
	20	4.9 X10-4 M	HG	VISUAL SPCTR CHNGE PNCN	TAUB KONS	60033	T	L
	20	3.8 X10-4 M	HG	FOTOMTR SPCTR CHNGE PNCN	TAUB KONS	60033	T	L
2 ENTRIES FOR COMPOUND								
COMPOUND NO = 676 MOL WGT -	292.3	SODIUM 1,1,3,3-TETRAMETHYL BUTYL BENZENE SULFONATE						
	20	8.4 X10-3 M	XG	VISUAL SPCTR CHNGE PNCN	TAUB KONS	60033	T	L
	20	1.00 X10-2 M	XG	VISUAL SPCTR CHNGE RHD6	TAUB KONS	60033	T	L
	40	8.4 X10-3 M	XC	UNSPECIFIED CONDUCTANCE	TAUB KONS	60033	T	L
3 ENTRIES FOR COMPOUND								
COMPOUND NO = 677 MOL WGT -	404.6	SODIUM DI-/1,1,3,3-TETRAMETHYL BUTYL/BENZENESULFONATE						
	20	1.0 X10-3 M	XG	VISUAL SPCTR CHNGE PNCN	TAUB KONS	60033	T	L
	20	1.0 X10-3 M	XG	VISUAL SPCTR CHNGE RHD6	TAUB KONS	60033	T	L
	40	9. X10-4 M	XD	UNSPECIFIED CONDUCTANCE	TAUB KONS	60033	T	L
3 ENTRIES FOR COMPOUND								
COMPOUND NO = 678 MOL WGT -	334.4	SODIUM 1,1-DIMETHYLNONYL BENZENE SULFONATE						
	20	3.0 X10-3 M	XG	VISUAL SPCTR CHNGE PNCN	TAUB KONS	60033	T	L
	20	2.4 X10-3 M	XG	VISUAL SPCTR CHNGE RHD6	TAUB KONS	60033	T	L
	40	3.3 X10-3 M	XC	UNSPECIFIED CONDUCTANCE	TAUB KONS	60033	T	L
3 ENTRIES FOR COMPOUND								
COMPOUND NO = 679 MOL WGT -	334.4	SODIUM 3-BUTYL HEPTYL BENZENE SULFONATE						
	20	2.7 X10-3 M	XG	VISUAL SPCTR CHNGE RHD6	TAUB KONS	60033	T	L
	20	3.3 X10-3 M	XG	VISUAL SPCTR CHNGE PNCN	TAUB KONS	60033	T	L
	40	3.3 X10-3 M	XC	UNSPECIFIED CONDUCTANCE	TAUB KONS	60033	T	L
3 ENTRIES FOR COMPOUND								
COMPOUND NO = 680 MOL WGT -	348.5	SODIUM 2-PROPYL-4-METHYL-OCTYL BENZENE SULFONATE						
	20	1.7 X10-3 M	XG	VISUAL SPCTR CHNGE PNCN	TAUB KONS	60033	T	L
	20	1.7 X10-3 M	XG	VISUAL SPCTR CHNGE RHD6	TAUB KONS	60033	T	L
	40	1.6 X10-3 M	XD	UNSPECIFIED CONDUCTANCE	TAUB KONS	60033	T	L
	20	1.1 X10-3 M	XG	VISUAL SPCTR CHNGE PNCN	TAUB KONS	60033	T	L
1.33 E 2 Q NA2 S04								
1.33 E 2 Q NA2 SI03 META								
1.33 E 2 Q NA2 C03								
1.33 E 2 Q NA2 S04	20	1.1 X10-3 M	XG	VISUAL SPCTR CHNGE RHD6	TAUB KONS	60033	T	L
1.33 E 2 Q NA2 SI03 META								
1.33 E 2 Q NA2 C03								
1.33 E 2 Q NA2 S04	40	1.1 X10-3 M	XD	UNSPECIFIED CONDUCTANCE	TAUB KONS	60033	T	L
1.33 E 2 Q NA2 SI03 META								
1.33 E 2 Q NA2 C03								
6 ENTRIES FOR COMPOUND								
COMPOUND NO = 681 MOL WGT -	292.3	SODIUM DIBUTYL BENZENE SULFONATE						
	UNK	1.6 X10-4 M	CD	TURBIDITY PLT LITE SCATR	YURZ KUCH	52018	T	L
1 ENTRIES FOR COMPOUND								
COMPOUND NO = 682 MOL WGT -	342.4	SODIUM DIBUTYL NAPHTHALENE SULFONATE		/NEKAL/				
	UNK	2.9 X10-4 M	HC	TURBIDITY PLT LITE SCATR	YURZ KUCH	52018	T	L
1 ENTRIES FOR COMPOUND								
COMPOUND NO = 683 MOL WGT -	460.7	SODIUM EICOSYLBENZENE SULFONATE						
	UNK	1.7 X10-5 M	HE	TURBIDITY PLT LITE SCATR	YURZ KUCH	52018	T	L
1 ENTRIES FOR COMPOUND								
COMPOUND NO = 684 MOL WGT -	178.3	HEXYL SULFINYLETHANOL						
	25	2.5 X10-1 W	BD	VAPR PRESURE LOWERING	CORK GOOD	66015	E	L
1 ENTRIES FOR COMPOUND								

Concentration units: A—mol %; B—vol % solvent; C—mol % surfactant mixture; D—wt/vol %; E—% saturation; H—wt % solvent; I—mol % surfactant; K—normality

counterions; M—molar; N—normal; P—wt %; Q—wt % surfactant; R—varied; S—mol/kg; T—wt % surfactant mixture; U—mol/(l or kg); W—molal; Y—atm. Details on page 222.

*Complete Table of Critical Micelle Concentration Values—Continued*

Additives			Temp. °C	CMC	Qual. Mat. Meth.	Method	Authors	Reference	Source	Evaluation
COMPOUND NO =	685	MOL WGT -	192.3	HEXYL SULFINYLPROPANOL						
			25	2.5	X10-1 W	BD	VAPR PRESURE LOWERING	CORK GOOD	66015	E L
1 ENTRIES FOR COMPOUND										
COMPOUND NO =	686	MOL WGT -	206.3	HEXYL SULFINYLBUTANOL						
			25	2.1	X10-1 W	BD	VAPR PRESURE LOWERING	CORK GOOD	66015	E L
1 ENTRIES FOR COMPOUND										
COMPOUND NO =	687	MOL WGT -	220.4	HEXYL SULFINYLPENTANOL						
			25	1.8	X10-1 W	BD	VAPR PRESURE LOWERING	CORK GOOD	66015	E L
1 ENTRIES FOR COMPOUND										
COMPOUND NO =	688	MOL WGT -	206.3	OCTYL SULFINYLETHANOL						
			25	2.3	X10-2 W	BD	SURFACE TENSION LOG PLOT	CORK GOOD	66015	E L
			40	2.1	X10-2 W	BD	SURFACE TENSION LOG PLOT	CORK GOOD	66015	E L
2 ENTRIES FOR COMPOUND										
COMPOUND NO =	689	MOL WGT -	220.4	OCTYL SULFINYLPROPANOL						
			25	2.0	X10-2 W	BD	SURFACE TENSION LOG PLOT	CORK GOOD	66015	E L
			40	1.8	X10-2 W	BD	SURFACE TENSION LOG PLOT	CORK GOOD	66015	E L
2 ENTRIES FOR COMPOUND										
COMPOUND NO =	690	MOL WGT -	234.4	OCTYL SULFINYLBUTANOL						
			25	2.0	X10-2 W	BD	SURFACE TENSION LOG PLOT	CORK GOOD	66015	E L
			40	1.8	X10-2 W	BD	SURFACE TENSION LOG PLOT	CORK GOOD	66015	E L
2 ENTRIES FOR COMPOUND										
COMPOUND NO =	691	MOL WGT -	176.3	OCTYL METHYL SULFOXIDE						
			25	2.3	X10-2 W	BD	SURFACE TENSION LOG PLOT	CORK GOOD	66015	E L
1 ENTRIES FOR COMPOUND										
COMPOUND NO =	692	MOL WGT -	234.4	DECYL SULFINYLETHANOL						
			25	1.6	X10-3 W	BD	SURFACE TENSION LOG PLOT	CORK GOOD	66015	E L
1 ENTRIES FOR COMPOUND										
COMPOUND NO =	693	MOL WGT -	354.1	N-CETYL 2-METHYL PYRIDINIUM CHLORIDE						
							QUESTIONABLE CRITERION	ANGE NICO	61029	R
1 ENTRIES FOR COMPOUND										
COMPOUND NO =	694	MOL WGT -	354.1	N-CETYL 3-METHYL PYRIDINIUM CHLORIDE						
							QUESTIONABLE CRITERION	ANGE NICO	61029	R
1 ENTRIES FOR COMPOUND										
COMPOUND NO =	695	MOL WGT -	354.1	N-CETYL 4-METHYL PYRIDINIUM CHLORIDE						
			20	7.	X10-2 D	GE	KRAFFT POINT SOLUBILITY	ANGE NICO	61029	T L
				1.9	X10-3 M					M
1 ENTRIES FOR COMPOUND										
COMPOUND NO =	696	MOL WGT -	445.5	N-CETYL 2-METHYL PYRIDINIUM IODIDE						
			65	4.	X10-3 D	GE	KRAFFT POINT SOLUBILITY	ANGE NICO	61029	T L
				8.9	X10-5 M					M
1 ENTRIES FOR COMPOUND										
COMPOUND NO =	697	MOL WGT -	445.5	N-CETYL-3-METHYL PYRIDINIUM IODIDE						
			34	2.	X10-3 D	GE	KRAFFT POINT SOLUBILITY	ANGE NICO	61029	T L
				4.4	X10-5 M					M
1 ENTRIES FOR COMPOUND										
COMPOUND NO =	698	MOL WGT -	445.5	N-CETYL-4-METHYL PYRIDINIUM IODIDE						
			30	8.	X10-2 D	GE	KRAFFT POINT SOLUBILITY	ANGE NICO	61029	T L
				1.7	X10-3 M					M
1 ENTRIES FOR COMPOUND										

Concentration units: A—mol %; B—vol % solvent; C—mol % surfactant mixture; D—wt/vol %; E—% saturation; H—wt % solvent; I—mol % surfactant; K—normality

counterions; M—molar; N—normal; P—wt %; Q—wt % surfactant; R—varied; S—mol/kg; T—wt % surfactant mixture; U—mol/(l or kg); W—molal; Y—atm. Details on page 222.



*Complete Table of Critical Micelle Concentration Values—Continued*

Additives	Temp. °C	CMC	Qual. Mat. Meth.	Method	Authors	Reference	Source	Evaluation
COMPOUND NO = 699 MOL WGT - 1 ENTRIES FOR COMPOUND	110.1 UNK	3.5 X10 0 M	SODIUM BUTYRATE XG	METHOD NOT CITED	KLEV RAIS	54004	T	L
COMPOUND NO = 700 MOL WGT - 1 ENTRIES FOR COMPOUND	116.2 UNK	1. X10-1 M	HEXANOIC ACID XG	METHOD NOT CITED	KLEV RAIS	54004	T	L
COMPOUND NO = 701 MOL WGT - 1 ENTRIES FOR COMPOUND	352.2 UNK	5. X10-1 M	POTASSIUM PERFLUROHEXANOATE XG	METHOD NOT CITED	KLEV RAIS	54004	T	L
COMPOUND NO = 702 MOL WGT - 1 ENTRIES FOR COMPOUND	552.2 UNK	9. X10-4 M	POTASSIUM PERFLUORODECANOATE XG	METHOD NOT CITED	KLEV RAIS	54004	T	L
COMPOUND NO = 703 MOL WGT - E O PH OF SOLUTION 2 ENTRIES FOR COMPOUND	194.3 UNK UNK	4. X10-3 M	4-HEXYL RESORCINOL XG	METHOD NOT CITED GRAPH DATA NOT RETRIEVED	KLEV RAIS KLEV RAIS	54004 54004	T R	L
COMPOUND NO = 704 MOL WGT - 1 ENTRIES FOR COMPOUND	232.4 UNK	3.8 X10-2 M	POTASSIUM 4-HEXYL RESORCINOLATE XG	METHOD NOT CITED	KLEV RAIS	54004	T	L
COMPOUND NO = 705 MOL WGT - 1 ENTRIES FOR COMPOUND	266.4 UNK	6.2 X10-3 M	DODECYL SULFURIC ACID XG	METHOD NOT CITED	KLEV RAIS	54004	T	L
COMPOUND NO = 706 MOL WGT - 1 ENTRIES FOR COMPOUND	185.1 UNK	1.32 X10-1 M	PERFLUORO PROPYLAMINE XG	METHOD NOT CITED	KLEV RAIS	54004	T	L
COMPOUND NO = 707 MOL WGT - 1 ENTRIES FOR COMPOUND	221.5 UNK	1.1 X10 0 M	PERFLUORO PROPYLAMINE HYDROCHLORIDE XG	METHOD NOT CITED	KLEV RAIS	54004	T	L
COMPOUND NO = 708 MOL WGT - 1 ENTRIES FOR COMPOUND	101.2 UNK	0.4 X10-2 M	HEXYLAMINE XG	METHOD NOT CITED	KLEV RAIS	54004	T	L
COMPOUND NO = 709 MOL WGT - 1 ENTRIES FOR COMPOUND	137.7 UNK	9. X10-1 M	HEXYLAMINE HYDROCHLORIDE XG	METHOD NOT CITED	KLEV RAIS	54004	T	L
COMPOUND NO = 710 MOL WGT - 3 ENTRIES FOR COMPOUND	190.3 30 30 30	7.7 4.04 7.9 4.15 8. 4.2	X10-1 D X10-2 M X10-1 D X10-2 M X10-1 P X10-2 S	BB BB BB BD	TURBIDITY PLT LITE SCATR SURFACE TENSION LOG PLOT DENSITY	HERR BRUS HERR BRUS BENJ	66039 66039 66040	T M T M T M
COMPOUND NO = 711 MOL WGT - 3 ENTRIES FOR COMPOUND	218.4 30 30 30	1.0 4.57 8.2 3.75 7. 3.2	X10-1 D X10-3 M X10-2 D X10-3 M X10-2 P X10-3 S	BD BB BD	TURBIDITY PLT LITE SCATR SURFACE TENSION LOG PLOT DENSITY	HERR BRUS HERR BRUS BENJ	66039 66039 66040	T M T M T M
COMPOUND NO = 712 MOL WGT - 3 ENTRIES FOR COMPOUND	246.4 1 30	2.0 8.11 1.4 5.68	X10-2 D X10-4 M X10-2 D X10-4 M	BC BD	TURBIDITY PLT LITE SCATR TURBIDITY PLT LITE SCATR	HERR BRUS HERR BRUS	66039 66039	T M T M

Concentration units: A—mol %; B—vol % solvent; C—mol % surfactant mixture; D—wt/vol %; E—% saturation; H—wt % solvent; I—mol % surfactant; K—normality counterions; M—molar; N—normal; P—wt %; Q—wt % surfactant; R—varied; S—mol/kg; T—wt % surfactant mixture; U—mol/(l or kg); W—molal; Y—atm. Details on page 222.

*Complete Table of Critical Micelle Concentration Values—Continued*

Additives	Temp. °C	CMC	Qual. Mat. Meth.	Method	Authors	Reference	Source	Evaluation
3 ENTRIES FOR COMPOUND	30	8. X10-3 D 3.2 X10-4 M	BD	SURFACE TENSION LOG PLOT	HERR BRUS	66039	T L M	
COMPOUND NO = 713 MOL WGT -	215.4	UNDECYL	DIMETHYL AMINE OXIDE					
1 ENTRIES FOR COMPOUND	30	1.3 X10-1 P 6.03 X10-3 S	BD	DENSITY	BENJ	66040	T L M	
COMPOUND NO = 714 MOL WGT -	145.3	HEXYL	DIMETHYL AMINE OXIDE					
1 ENTRIES FOR COMPOUND	UNK	3.0 X10 1 P 2.06 X10 0 S	BE	METHOD NOT CITED	BENJ	66040	T L M	
COMPOUND NO = 715 MOL WGT -	159.3	HEPTYL	DIMETHYL AMINE OXIDE					
1 ENTRIES FOR COMPOUND	UNK	1.0 X10 1 P 6.27 X10-1 S	BE	METHOD NOT CITED	BENJ	66040	T L M	
COMPOUND NO = 716 MOL WGT -	891.3	DODECYL /OXYETHYLENE/16 ALCOHOL REDUCED POLYDISPERSITY OF HEAD GROUPS						
1 ENTRIES FOR COMPOUND	25	2.205X10-2 D 2.473X10-4 M	EE	FOTOMTR SOLUBLZTN OROT	SCHO	66036	T L M	
COMPOUND NO = 717 MOL WGT -	378.4	DODECYLQUINOLINIUM BROMIDE						
1 ENTRIES FOR COMPOUND	25	4.80 X10-3 M	BB	SURFACE TENSION LOG PLOT	FEW GILB	58031	T 3	
COMPOUND NO = 718 MOL WGT -	395.7	TETRAETHYLAMMONIUM DODECYL SULFATE						
2 ENTRIES FOR COMPOUND	30	4.5 X10-3 M	CB	EQUIV CONDUCTNCE GRAPH	MEGU KOND	59026	T L	
	30	4.1 X10-3 M	CG	FOTOMTR SPCTR CHNGE RHD6	MEGU KOND	59026	T L	
COMPOUND NO = 719 MOL WGT -	507.9	TETRABUTYLAMMONIUM DODECYL SULFATE						
2 ENTRIES FOR COMPOUND	30	1.3 X10-3 M	CC	EQUIV CONDUCTNCE GRAPH	MEGU KOND	59026	T L	
	30	1.0 X10-3 M	CG	FOTOMTR SPECTR CHNGE RHD6	MEGU KOND	59026	T L	
COMPOUND NO = 720 MOL WGT -	733.2	1-6-DITRIMETHYLAMMONIUM-HEXANE/DODECYL SULFATE/2						
1 ENTRIES FOR COMPOUND	30	9.6 X10-4 M	CB	EQUIV CONDUCTNCE GRAPH	MEGU KOND	59026	T 3	
COMPOUND NO = 721 MOL WGT -	1,542.1	NONYL BENZENE /OXYETHYLENE/30 ALCOHOL BRANCHED CHAIN REDUCED OE DISTRIBUTION						
1 ENTRIES FOR COMPOUND	25	4.22 X10-2 D 2.736X10-4 M	EC	ULTRAFILTRATION	SCHO	64004	T L M	

Concentration units: A—mol %; B—vol % solvent; C—mol % surfactant mixture; D—wt/vol %; E—% saturation; H—wt % solvent; I—mol % surfactant; K—normality

counterions; M—molar; N—normal; P—wt %; Q—wt % surfactant; R—varied; S—mol/kg; T—wt % surfactant mixture; U—mol/(l or kg); W—molal; Y—atm. Details on page 222.



# Index of Additives Giving Compound Numbers

(CH3) N BR  
99  
(CH3)4 N CL  
116 321 324  
(CH3)4 N I  
1  
(C2H5)4 N BR  
99  
(C3H7)4 N BR /NORMAL  
99  
(C4H9)(CH3)3 N I  
1  
(C4H9)4 N BR /NORMAL  
99  
ACETIC ACID  
38 482  
ACETONE  
38 667  
ACETONITRILE  
38  
AG NO3  
1 23  
AL CL3  
1  
BA CL2  
38 95 321  
BENZENE  
38 40 44 90 91 92 179 182 183  
BROMPHENOL BLUE  
99  
BUTANOL-1  
21 38 44 90 91 92 95  
BZL\*1C6H5 /CH3/2 N I  
CA ACETATE  
38  
CA BR2  
97  
CA CL2  
1 18 24 132 163 164 165 166 205 206 321  
CA FORMATE  
38  
CA NO3  
321  
CALGON (NA HXMT\*)  
273  
CAPRYLAMIDE  
171  
CARBOXYMETHYLCELLULO  
273  
CL- ION  
38  
CO S04  
572  
CS CL  
1  
CS2 S04  
1  
CU S04  
1 572 573  
CYCLOHEXANE  
38  
C12 CLORHYDRIN GLET\*  
171  
C12 DIETHANOLAMIDE  
139  
C12 ETHANOL AMIDE  
171 172 173 174  
C12 GLYCEROL ETHER  
171  
C12 SULFOLANYLAMIDE  
171  
C6H5 (CH3)3 N OH  
277  
C8 GLYCEROL ETHER  
171 172  
DC ANTIFOAM A (PMS\*)  
451  
DECANOL-1  
38 44 90 91 92 171 201 202 204 263 273 451  
DEUTERIUM OXIDE  
1 3

DIOXANE  
1 4 5 38 95 166 320 322 323  
ETHANOL  
1 21 38 44 90 91 92 95 166 263  
ETHYLENE GLYCOL  
38 95  
FORMIC ACID  
38  
GLYCEROL  
38 245  
GUANIDINIUM CL  
21 320 322 323  
GUANIDINIUM CO3  
21  
H BR  
99 293  
H CL  
1 22 38 168 245 320 321 322 323 417 482  
H CL04  
206 528  
H NO3  
38 97 99 168 206  
HEPTANOL-1  
38 44 90 91 92  
HEXANOL-1  
1 3 38 44 90 91 92 273  
HEXYL AMMONIUM CL  
38  
H2 S04  
491 529 530 531 532 533 534  
H3 P04  
460  
IONIC STRENGTH  
1 206  
ISOC5 GLYCEROL ETHER  
171  
K BR  
91 93 94 95 96 97 98 99 100 101 102 290  
427  
K CL  
1 38 41 44 90 91 92 97 99 206 278 296  
297 321 350 351 353 399 417 550 551 552 553  
K CNS  
206 278  
K H S04  
531 534  
K I  
91 290 376 550 551 552 553  
K IO3  
290  
K NO3  
40 91 97 99 206 321 456 550 551 552 553  
K OH  
1 44 90 91 92 97 99 188 206 296 297 417  
K+ ION  
91 185 668 670 671 672  
K2 S04  
1 90 91 290  
K4 P207 PYRO  
91  
LA BR3  
97  
LA CL3  
38  
LAURYL ALCOHOL  
1 38 263 451  
LA2 (S04)3  
308  
LI BR  
290  
LI CL  
1 116 321 324  
LI NO3  
321  
LI2 S04  
1  
METHANOL  
21 38 95 270 427 654 656 657  
661 667  
MG (NO3)2  
321  
MG CL2  
1 321

# *Index of Additives Giving Compound Numbers—Continued*

MG S04  
308 568  
N-C10 GLYCEROL ETHER  
1 171 172 175 176 177 178 179  
N-C10 SULFOLANYL ETH  
171  
N-DECANE  
201 202 204  
N-HEPTANE  
1  
N-HEXANE  
38 91  
N-3SOA\*  
171  
NA ACETATE  
38 482  
NA BR  
1 41 97 98 102 127 128 129  
130 131 168 278 290 291 293 321  
346 347 643  
NA BRO3  
129 168 321  
NA CITRATE  
163 164 165 166 321  
NA CL  
1 2 3 4 5 18 21 22  
24 38 41 42 91 93 95 97  
111 116 132 133 134 135 136 137  
139 156 163 164 165 166 167 168  
169 179 182 205 206 258 273 274  
278 290 295 311 321 324 329 337  
345 418 419 432 433 434 459 462  
482 492 588 634  
NA CLO4  
3  
NA CNS  
116 321 324  
NA F  
1 130 321  
NA HCO2 FORMATE  
38 128  
NA HCO3  
273  
NA I  
1 168 278 321  
NA IO3  
127 168 321  
NA NO3  
1 23 24 38 131 273 278  
NA OH  
132 139 168 263 273 298 300 321  
448  
NA P-TOLUENE-SO3  
295  
NA PO4  
139 273  
NA SUCCINATE  
38  
NA+ ION  
1  
NA14 P12037 POLY  
139  
NA2 B407  
273  
NA2 CO3  
139 273 680  
NA2 SIO3 META  
91 139 273 680  
NA2 S04  
1 18 91 116 132 163 164 165  
166 171 182 273 278 307 308 309  
321 324 573 680  
NA2 S2O3 THIOSULF  
376  
NA4 P207 PYRO  
1 91 139 149 273 278  
NA5 P3010 TRIPOLY  
1 139 141 142  
NA53 P500154 POLY  
139  
NH3  
97 99 206

NH4 BR  
99  
NH4 CL  
97 99 206  
NI S04  
575  
NITROBENZENE  
274  
NONANOL-1  
44 90 91 92  
OCTANOL-1  
1 44 90 91 92 273  
OLEIC ACID  
263  
PENTADECANOL V. BR\*  
1  
PENTAMINE  
1  
PENTANOL-1  
1 245  
PH OF SOLUTION  
1 21 38 91 92 99 185 206  
263 273 298 299 320 322 323 416  
417 485 487 529 703  
PHENOL  
97  
PHENYL (CH3)3 N I  
1  
PINACANOL CL (DYE)  
1 44 91 188 296  
PRESSURE  
1 38 41 95 97 279  
PROPANOL-1  
1 21 38 44 90 91 92 95  
PROPANOL-2  
1 38  
PROPIONIC ACID  
1  
RB BR  
290  
RHODAMINE 6GPC  
1 111  
SIO2/NA2O=1.60  
91 273  
SIO2/NA2O=2.46  
273  
SIO2/NA2O=3.93  
273  
SR CL2  
321  
SUCCINIC ACID  
38  
SUCROSE  
1 166  
TARTARIC ACID  
38  
TERTIARY BUTANOL  
38 660  
TETRADECANOL-2  
171  
TMCHCGLET\*  
171  
TRIBUTYL PHOSPHATE  
1 263 451  
TRIETHYL CARBINOL  
38  
UNDECANOL-1  
38  
UREA  
1 3 5 21 97 111 112 113  
114 115 116 117 320 321 322 323  
376  
1,10 DECANE DIOL  
273  
1,2 DECANE DIOL  
273  
2-ETHYL HEXANOL  
451  
3-METHYL BUTANOL-1  
44 90 91 92  
3,5(CH3)2 C6H3 GLET\*  
1



### *Index to References by Additives*

(CH3) 4 N BR	C6H5 (CH3) 3 N OH
65012	48009
(CH3) 4 N CL	C8 GLYCEROL ETHER
62019 64020	57014
(CH3) 4 N I	DC ANTIFOAM A (PMS*)
53012	57031
(C2H5) 4 N BR	DECANOL-1
65012	50008 55004 56018 57014 57031 60006 62009
(C3H7) 4 N BR /NORMAL	DEUTERIUM OXIDE
65012	66002
(C4H9) CH3 3 N I	DIOXANE
53012	46004 49006 65011 65013 65020
(C4H9) 4 N BR /NORMAL	ETHANOL
65012	40004 46001 48023 49006 50008 55004 57013
ACETIC ACID	58007 65013 66012
49008	ETHYLENE GLYCOL
ACETONE	46004 49006
48023 49017	FORMIC ACID
ACETONITRILE	49008
48023	GLYCEROL
AG NO3	36002 46004
62006	GUANIDINIUM CL
AL CL3	65011 66012
51005	GUANIDINIUM CO3
BA CL2	66012
47010 49008 62019	H BR
BENZENE	64006 65012
48021 49006 50003 55008	H CL
BROMPHENOL BLUE	36002 49008 54010 56014 57021 62005 62019
51008	64016 65011
BUTANOL-1	H CL04
49006 50008 55004 66012	50012 65019
BZL* C6H5 /CH3/2 N I	H NO3
53012	49008 50012 56014
CA ACETATE	HEPTANOL-1
49008	50008 55004 56018
CA BR2	HEXANOL-1
64043	50008 55004 56018 59018
CA CL2	HEXYL AMMONIUM CL
51005 61008 62002 62011 62019 63008	48020
CA FORMATE	H2 SO4
49008	65019 65025
CA NO3	IONIC STRENGTH
62019	65030
CALGON (NA HXMTP*)	ISOC5 GLYCEROL ETHER
48024	57014
CAPRYLAMIDE	K BR
57014	48005 49001 55009 59010 59024 64043 66028
CARBOXYMETHYLCELLULO	K CL
48024	47010 48005 49005 50008 50012 51005 52017
CL- ION	53002 54010 56001 56002 62019 62037 65026
54013	66023 66028
CO SO4	K CNS
63034	50012 51005
CS CL	K H SO4
53012	65025
CS2 SO4	K I
53012	48005 59024 60015 66006 66023 66028
CU SO4	K IO3
63034	59024
CYCLOHEXANE	K NO3
48021	48005 48025 49005 50012 61026 62019 62037
C12 CLORHYDRIN GLET*	64011 66023
57014	K OH
C12 DIETHANOLAMIDE	48004 48009 48011 48012 49005 50012 51004
58008	53006 54003 54005 54010 55004 56001 59008
C12 ETHANOL AMIDE	59012 60002 61025 65012
57014	K+ION
C12 GLYCEROL ETHER	54013 55007
57014	K2 SO4
C12 SULFOLANYLAMIDE	47010 48005 49005 53012 59024 62037
57014	

# Index to References by Additives—Continued

K4 P207 PYRO										NA P04									
48005										48024	59009	62038							
LA BR3										NA SUCCINATE									
64043										49008									
LA CL3										NA14 P12037 POLY									
47010										59009									
LAURYL ALCOHOL										NA2 B407									
49014 57014 57031 58023										48024 62038									
LA2(S04)3										NA2 C03									
64043										48024 59009 60033 62038									
LI BR										NA2 SI03 META									
66028										48024 59009 60033									
LI CL										NA2 S04									
56002 62019 64020										47010 51005 53012 57014 60033 61008 61030									
LI N03										62002 62019 62037 63008 63026 63034 64020									
62019										64043 65019									
LI2 S04										NA2 S203 THIOSULF									
53012										63032									
METHANOL										NA4 P207 PYRO									
48010 48023 48028 49006 49008 49014 49017										47010 48024 51005 59009									
66012										NA5 P3010 TRIPOLY									
MG (N03)2										58008 59009 61015									
62019										NA53 P500154 POLY									
MG CL2										59009									
51005 62019										NH3									
MG S04										50012									
63034 64043										NH4 BR									
N-C10 GLYCEROL ETHER										65012									
57014										NH4 CL									
N-C10 SULFOLANYL ETH										50012									
57014										NI S04									
N-DECANE										63034									
60006 62009										NITROBENZENE									
N-HEPTANE										49018									
56001										NONANOL-1									
N-HEXANE										55004									
48011 48021										OCTANOL-1									
N-3SOA*										55004 56001 56018									
57014										OLEIC ACID									
NA ACETATE										53004									
49008										PENTADECANOL V.BR*									
NA BR										57014									
51005 56014 62019 63014 63016 63026 64001										PENTAMINE									
64006 64017 64047 65005 66014 66025										56001									
NA BR03										PENTANOL-1									
56014 62019 63016										36002 56001									
NA CITRATE										PH OF SOLUTION									
62002 62019										51008 54004 54013 56001 56018 60025 64051									
NA CL										65011 65030 66012 66027									
38001 39007 47010 48024 49005 49008 51005										PHENOL									
53005 55003 55005 55021 56002 56011 56014										62035									
56020 57006 58009 58020 59001 59009 59024										PHENYL (CH3)3 N I									
60005 60011 60025 60027 60028 61005 61008										53012									
61030 62002 62004 62005 62009 62010 62011										PINACYANOL CL (DYE)									
62019 62020 63008 63026 64020 64047 65018										46010 52015 52017 55015									
66010 66013 66027 66036										PRESSURE									
NA CL04										62035 62036 65036									
62040										PROPANOL-1									
NA CNS										49006 50008 53008 55004 66012									
62019 63026 64020										PROPANOL-2									
NA F										49014 50008 53008									
62019 63016 64047										PROPIONIC ACID									
NA HC02 FORMATE										53008									
49008 63016										RB BR									
NA I										66028									
51005 56014 62019 64047										RHODAMINE 6GPG									
NA IO3										56020									
63016										SI02/NA20 = 1.60									
NA NO3										48024									
49008 51005 56014 61026 61030 62006 62019										SI02/NA20 = 2.46									
63016										48024									
NA OH										SI02/NA20 = 3.93									
38006 48011 48024 51004 53004 56014 59009										48024									
62019 62038 63008										SR CL2									
NA P-TOLUENE-SO3										62019									
66013																			



*Index to References by Additives—Continued*

SUCCINIC ACID  
49008  
SUCROSE  
63020 64034  
TARTARIC ACID  
49008  
TERTIARY BUTANOL  
49014  
TETRADECANOL-2  
57014  
TMCHCGLET\*  
57014  
TRIBUTYL PHOSPHATE  
57031  
TRIETHYL CARBINOL  
50008

UNDECANOL-1  
50008  
UREA  
47010 61016 62020 63032 64020 65011 66012  
47010 48011 53010  
1,10 DECANE DIOL  
56018  
1,2 DECANE DIOL  
56018  
2-ETHYL HEXANOL  
57031  
3-METHYL BUTANOL-1  
55004  
3.5 (CH<sub>3</sub>) 2 C<sub>6</sub>H<sub>3</sub> GLET\*  
57014

## Index to Compounds by References

27001	273	298						48023	38								
27002	43							48024	91	273	300						
29001	43							48025	91								
30001	44							48027	38								
32001	298							48028	427	654	655	656	657				
34001	274							49001	95	97	98						
35001	408							49004	271	272							
35008	91							49005	38	90	91	92	258	273			
36001	99	427							305								
36002	245	274						49006	91	95	182						
38001	274							49008	38	482							
38006	273	298	300	448				49009	500								
39002	179	182	183	184	349			49013	38	41	449	450					
39006	273	298	300	448				49014	38	660	661						
39007	179	182	183					49017	667								
39009	1	263	273		299	476	484	49018	274								
	485	486	487					50003	44	90	91	92	179	182			
39011	200	243	536	537					183								
40003	273	298	299	300				50008	38								
40004	1							50012	97	99	206						
41003	299							51001	99								
41004	273							51003	181	339	340	341	342	343			
42002	37	38	39	186	187				344								
42003	1	2	3	260	261	262		51004	1	38	90	91	92	273			
	352								278	554	556	557	558	559			
42004	273	300							560	561	562	563					
43001	49	51						51005	1	24	278						
43003	93	95	97	99				51006	38								
43004	287	288						51008	99								
43006	286	304						51009	662	663	664	665	666				
46001	38							51010	376	458							
46002	91	92						52001	41	42	265	270	279	399			
46004	38	95							400	401	402	403	404	405			
46005	1	38	91	95	182				406	407							
46006	92	273	299					52011	18	100							
46007	1	44	90	91	92			52013	278	554	555						
46008	285							52015	44	90	91	92	188	296			
46010	5	91	92	305	494				297	350	351						
46012	38	91						52016	1	91	111	273	634	635			
46015	1	90	91	92					636	637	638	639					
46016	283							52017	44	90	296	297	350	351			
46019	284	303						52018	681	682	683						
47003	265	266	267	268	269	270		53001	263	264							
47004	1	38	91	92	179	181		53002	287	288	353						
	182	183	184					53003	91	92	355	372	373	374			
47005	91	92	179	182					375								
47006	1	38	91	95	182			53004	263								
47007	206	276						53005	1	4	5	64	99	290			
47010	1	38	91	95	182				427								
47011	259							53006	1	38	90	259	273	284			
47013	92	273	299						299	476	487						
48004	91	200						53007	275	279	354	356	357	358			
48005	1	37	38	39	44	90			359	360	361	362	363	364			
	91	92	93	95	97	99			365	366	367	368	369	370			
	179	181	182	183	184	185			371								
	186	187	188					53008	1	4							
48007	200							53010	37	38	39	41	42	91			
48008	4				73	77			95	185	186	203	255	256			
	84	525	526	527					273	278	290	305	392	627			
48009	42	91	277	278	279				628	629	630	631	632	633			
48010	270	654	655	658	659			53012	1								
48011	91	92	99	263	273	274		53015	139	279							
	275							54003	44	90	91	92	188	296			
48012	255	256							297								
48014	483							54004	1	43	44	179	188	200			
48016	38	90	91	92	258	273			416	417	455	456	529	699			
	299	305							700	701	702	703	704	705			
48018	263								706	707	708	709					
48020	38	39						54005	44	90	91	92	188	296			
48021	38								297								
48022	1	200															



*Index to Compounds by References—Continued*

54006	38	263	273	298	300	448	58017	578	579						
	564	565	566	567			58020	1							
54008	651	652	653				58021	409	410						
54010	1	416	417	428	430	455	58023	1							
	456						58028	586							
54013	1	38	91	185			58031	717							
55003	1						59001	1	492	493					
55004	44	90	91	92			59002	111	112						
55005	1						59004	1	5	52	53	54	55		
55006	97	307						56	57	58	59	60	61		
55007	668	669	670	671	672	673		62	63	64	65				
55008	40						59005	166							
55009	93	94	95	96	97	98	59006	163	164	165	166	431	432		
	99	100	101	102				433	434	435	436	437	438		
55015	1							439	440	441	442	443	444		
55018	1						59007	43							
55021	1	3	4	179	181	182	59008	44							
	183	340	341	342	345		59009	139	149	273					
55028	492	501	502	503	504	505	59010	99	427						
	506	507	508	509	510	511	59012	44							
	512	513	514				59013	18	423	424					
56001	1	38	49	50	91	92	59015	1							
	259	416	417				59016	1	38	273					
56002	1						59017	409	410						
56003	420	421	422	425	426		59018	1	3						
56005	171	301	302				59020	166	206	538	539	540			
56006	1	2	4	5	15	16	59023	430							
	17	64	66	68	69	70	59024	278	290	376					
	71	72	73	74	75	76	59026	112	386	718	719	720			
	77	78	79	80	81	82	60001	37	38						
	83	84	85	86	87	88	60002	44							
	89						60004	1							
56008	36	189	190	191	192	193	60005	38							
	194	195	196	197	198	199	60006	201	202						
56010	416	417	428	429	430		60008	6	7	8	9	10	11		
56011	1	2	3	4	5	295		12	13	14					
							60010	1	138	139	140	141	142		
56014	156	168	169	335	336	337		143	144	145	146	147	148		
	338							149	150	151	152	153	154		
56016	51							155	156	157	158	159	160		
56018	273							161	162						
56019	102	274	376	427	479	480	60011	1	97						
	481						60012	377	488	489	490				
56020	1	111	634				60015	376							
57004	37	38	39				60017	445	446	447					
57005	1	40					60018	1	4	5	54	55	57		
57006	38	41	42					58	59	61	64	113	541		
57009	257	258	259	260	261	262		542	543	544	545	546	547		
57010	451							548	549						
57011	1	2	3				60020	1							
57012	45	46	47	48	49	50	60021	1	260						
	51						60024	1	38	273					
57013	1						60025	1	91	295	418	419			
57014	1	67	171	172	173	174									
	175	176	177	178	179		60026	459							
57016	186						60027	459							
57017	416	417	428	429	430		60028	462							
57020	578	579	580	581	582	583	60029	1	24	568	569	570	571		
	584	585						572	573	574					
57021	38						60032	91	273						
57022	1	2	3	4	5	64	60033	260	674	675	676	677	678		
57024	495							679	680						
57025	1						60034	91	273						
57031	1	263	451				61001	280	281						
58001	257	258	259	260	262		61002	41	42	203					
58003	5	52	53	54	55	56	61003	163	164	165	166	167	168		
	57	58	59					169							
58004	263						61004	105	110	282					
58007	263	264					61005	3							
58008	1	139	263				61007	1	3	4	15	16	17		
58009	274						61008	18	19	20					
58011	44	90	91	92	188	296	61014	1	99	139	144	145	149		
	297	350	351	374	375	416		159	167	263	310				
	417	428	429	430	452	453	61015	1	99	139	141	142	149		
	454	455													
58012	1	97						310							

*Index to Compounds by References—Continued*

61016	97						64004	170	721					
61017	1	3					64006	21	22	293				
61025	90						64007	280						
61026	40	1					64009	108	110	282	331	377	378	
61027	99	451						379	380					
61029	693	694	695	696	697	698	64010	139	206					
61030	273						64011	456						
61031	1	2	3	4	5	64	64012	179						
	273	298	299	300	448	501	64014	207	208	209	210	211	212	
	502	503	505	506	507	508		213	214	215	216			
	509						64016	21	22	251	252	254		
62001	166	168					64017	1	97					
62002	163	164	165	166	167	168	64020	1	3	5	111	112	113	
	169	432	433	434	435	436		114	115	116	117			
62004	2	3	93	95			64023	105	108	282	289			
62005	21	22	251	252	253		64024	468	469	470	471	472	473	
62006	1	23	24					474	475					
62008	7	25	26	27	28	29	64025	1						
	30	31	32	33	34	35	64027	294						
	36						64032	1						
62009	1	204					64034	1						
62010	1	205					64035	411	412	413	414	415		
62011	205	206					64037	645	646	647	648	650	651	
62015	103	294	380	381			64043	95	97	306	307	308	309	
62019	115	116	312	313	314	315	64047	1	2	3	295	311		
	316	317	318	319	320	321	64049	294	393	394	395	396	397	
	322	323	324	325	326	327		398						
	328	329					64050	290						
62020	115	116	320	321	322	323	64051	1	5	263	273	298	299	
	324	326	327	328	329			485	487					
62023	495	496	497	498	499		65003	119	120	121	122	123		
62027	282	330	331	332	333	334	65005	346	347	348				
62035	95	97					65007	179						
62036	1						65011	320	322	323				
62037	91						65012	99						
62038	273						65013	166						
62040	3						65018	1	3					
63001	1	3	4				65019	460	491	528				
63008	132	133	134	135	136	137	65020	1	4	5				
63009	118	132					65022	1	2	4				
63010	132	133	134				65024	273	298	299	476			
63012	133	134					65025	529	530	531	532	533	534	
63013	1	4	5	9	10	64	65026	41	278	399				
	179	183	184	200	229	230	65028	1	91	99	596			
	231	232	233	234	235	236	65030	1	206					
	237	238	239	240	241	242	65031	38						
	243	244	245	246	247	248	65036	38	41	279				
	249	250					65037	427						
63014	346						66001	1	115	116	325	327		
63015	118	119	120	121	122	123	66002	1	3					
	124	125	126				66003	597	598	599	600	601		
63016	41	97	127	128	129	130	66006	290	376					
	131						66007	1						
63017	207	208	209	210	211	212	66010	1						
	213	214	215	216	217	218	66011	51	274	275	358	477	478	
	219	220	221	222	223	224	66012	21						
	225	226	227	228			66013	587	588	589	590	591	592	
63020	166							593	594	595				
63021	108	110	377	378	380	381	66014	287	288	346	347	385	640	
63026	1	97	113	114	115	116		641	642	643	644			
	117						66015	684	685	686	687	688	689	
63030	112	280	382	383	384	385		690	691	692				
	386	387	388	389	390	391	66018	1	97	98	99	459		
63032	376						66019	461						
63034	1	568	572	573	575	576	66020	105						
	577													
63037	457						66021	139	463	464	465	466	467	
64001	98	102	290	291	292		66022	310	336	515	516	517	518	
64002	26	189	190	191	194	602		519	520	521	522	523	524	
	603	604	605	606	607	608	66023	550	551	552	553			
	609	610	611	612	613	614	66025	97	99	115	116	117	325	
	615	616	617	618	619	620		327	535					
	621	622	623	624	625	626	66027	21						
64003	103	104	105	106	107	108								
	109	110												



*Index to Compounds by References—Continued*

66028	278	290	376		66038	1	4	5	102	290	427
66030	99				66039	710	711	712			
66036	1	170	182	716	66040	21	251	252	254	587	588
66037	331					710	711	713	714	715	

### *Index to References by Methods*

AVER COND BEGINING MAXIM						GRAPH DATA NOT RETRIEVED						
53008						46007 53005 54004 54005 61027 61030 62037						
AVER SP EQUIV COND						62038 63034						
53008 58007 61007						HEAT OF DILUTION						
DEBYE PLT LIGHT SCATTER						64016 66012						
49001 53002 55005 63016 64007						INTERFACIAL TENSION LOGMI						
DENSITY						38006 57022 58012 60011 60025 62004 62023						
35008 47011 60005 63009 66020 66040						INTERFACIAL TNSN UNSPEC						
DIFFUSION COEFFICIENT						56019						
61025						KRAFFT POINT SOLUBILITY						
ELECTROMOTIVE FORCE						39002 49004 56019 57012 61029						
47013 48007 48025 57021 59016 60021 63001						METHOD NOT CITED						
64012 64032						49006 51003 53003 54004 56001 61014 62037						
EMF ALONG CONC GRADIENT						63020 63034 64035 64043 66013 66014 66040						
59015						MICELLAR SPECTRAL CHANGE						
EQUIV COND MAX BEGINING						51010 63032 66006						
49014 49018 51009 58003						PARTIAL VOLUME						
EQUIV COND 1ST DEVIATION						29001 30001						
36002 40004 43001 48010 49014 49017 53005						PH OR HYDROLYSIS						
55018						27001 39006 41003 60001						
EQUIV CONDUCTNCE GRAPH						POLAROGRAPHIC MAXIMUM						
27001 32001 34001 35001 36001 39011 40004						50012 66023						
41003 42002 42004 43001 43003 47003 48009						QUESTIONABLE CRITERION						
48010 48012 48014 48020 48021 48023 48028						39006 39009 41004 42003 51001 52013 53001						
49004 49008 49009 49013 49014 49017 49018						53015 54010 57010 57017 58011 60008 60017						
51009 53004 53005 53008 55005 55006 55018						61029 62002 62023 63013 63015 63017 64043						
56006 56008 57013 57017 57025 58001 58003						65012						
58007 59002 59026 61005 61016 61017 62040						REACTN RATE SULUBILIZATE						
64034 65020						65030						
EQUIV CONDUCTNCE MAXIMUM						REFRACTIVE INDEX						
49014 56006						46012 47004 47005 48005 53010 56011 57005						
FLOCCULATION RATE						63015 63021 63037 64047 65003 65012 66019						
66037						SEE CMPD NMBR IN ADDITV						
FOAMING POWER						46015 48005 48020 51005 53003 53005 54003						
59017						54005 54010 56014 58017 61002 61007 61008						
FOTOMTR SOLUBLZTN AZBZ						61017 62010 63001 63017 64010 66001 66025						
38001 49005						SOLUBLZTN TOLUENE						
FOTOMTR SOLUBLZTN DMYL						60032 60034						
60027						SPECFC CONDUCTNCE EQUATNS						
FOTOMTR SOLUBLZTN OROT						57011 59012 66002						
48016 48024 49005 51010 55005 59009 60010						SPECFC CONDUCTNCE GRAPH						
61015 64010 66036						36001 36002 39007 39011 42003 43003 43004						
FOTOMTR SOLUBLZTN PDMAB						46001 46010 48004 48027 51003 51006 53004						
46006 47013 48016 49005 59009						54006 55005 55008 56005 56006 56020 57004						
FOTOMTR SOLUBLZTN SDN 4						57012 57016 57025 57031 58001 58004 58007						
57020 58028 63008 63010 63037 64024						58008 59002 59024 60020 60028 61005 61017						
FOTOMTR SOLUBLZTN YLOB						62006 62035 62036 63030 64050 64051 65018						
64024 66027						65024 65031 65036 65037 66007 66030 66038						
FOTOMTR SOLUBLZTN 2NPA						SPECIFIC HEAT						
55007						60002						
FOTOMTR SPCTR CHNG BZP4						STREAMING CURRENT						
62001 65013						66011						
FOTOMTR SPCTR CHNG ERTS						SUMMARIZING EQN ONLY						
57020						62002						
FOTOMTR SPCTR CHNG I2						SURFACE TENSION LOG PLOT						
59006 59020 60012 60026 60027 62001 62002						38006 48022 52011 54010 54013 56014 56016						
63015 64009 66023						56018 57009 57012 57022 57024 58003 58031						
FOTOMTR SPCTR CHNGE BRPB						59001 59013 59020 60004 60012 60027 60029						
51008 63015						61004 61008 61026 62015 62019 62020 62023						
FOTOMTR SPCTR CHNGE EOSN						62027 63008 63009 63012 63013 63014 63015						
59024						63017 63026 63034 63037 64001 64003 64009						
FOTOMTR SPCTR CHNGE INPX						64010 64014 64020 64023 64024 64037 64047						
47004						64049 65003 65005 65007 65011 65019 65024						
FOTOMTR SPCTR CHNGE PNCN						65025 65026 66001 66007 66013 66015 66019						
46002 46010 47004 50003 52015 53012 55007						66021 66022 66025 66039						
55015 56008 56018 57020 57025 58007 58008						SURFACE TENSION MINIMUM						
58017 58028 60033						50012 54010 57012 63017 65024						
FOTOMTR SPCTR CHNGE RHD6						SURFACE TENSION UNSPEC						
56020 59026 65030						54004 55007 56008 58008 60018 60026 62001</						



# *Index to References by Methods – Continued*

THEORETICALLY ESTIMATED								VELOCITY OF SOUND							
55007 56003 56011								65022 65028 66010							
TURBIDITY PLT LITE SCATR								VISCOSITY							
52018 53002 55003 55005 55009 56011 57006								39009 47011 57025 64025							
58009 59005 59006 59010 60006 60015 61003								VISCOSITY MINIMUM							
62002 62005 62009 62010 62011 63009 63012								53006 54008							
63016 64006 64017 64047 65025 66013 66028								VISUAL FLUOR CHNGE RHD6							
66039								56002							
TURBIDMTR SOLUBLZTN LOH								VISUAL SPCTR CHNGE							
58023								VISUAL SPCTR CHNGE DCFL							
ULTRACENTRIFUGATION								46004							
64017								VISUAL SPCTR CHNGE EOSN							
ULTRAFILTRATION								47006 51005							
27001 59018 64004								VISUAL SPCTR CHNGE FL							
UNSPEC LIGHT SCATTER								47006							
61004								VISUAL SPCTR CHNGE INPX							
UNSPEC SOLUBLZTN PDMAB								47006 47010 50008 53007							
48025 59007								VISUAL SPCTR CHNGE PNCN							
UNSPEC SOLUBLZTN SDN 4								46015 47006 47010 48008 48024 50003 51003							
61001 61002								51005 52015 52016 52017 54003 54005 55004							
UNSPEC SPCTR CHNG PNCN								55007 56003 56008 56016 57014 58003 58008							
49004 58011								59004 60008 60029 60033 60034 61030 61031							
UNSPECIFIED CONDUCTANCE								62008 63013 64002 66003							
42003 48008 52001 53010 55021 56002 57014								VISUAL SPCTR CHNGE RHD6							
58023 59015 59016 60033 61002 62040 63034								47006 48011 55028 56016 60021 60028 60029							
64011								60033							
VALUES FRM REF IN CMC								VISUAL SPCTR CHNGE SKYB							
40003 46004 46005 48005 49005 56010 57022								47006 47010 49006 51010							
58021 59006 59013 60024 61017 62020 63026								WIEN EFFECT							
64006 65005 65011 66028								48018							
VAPR PRESURE LOWERING								X-RAY DIFFRACTION							
48011 51004 59008 64027 66015								39009							

# Author Index

Author	Journal	Vol.	Pg.	Year	Reference No.
ABBOTT AD	J AM CHEM SOC	61	549	1939	39007
	J PHYS CHEM	59	1193	1955	55012
ABU-HAMDIYY.M	J PHYS CHEM	69	1466	1965	65019
ADAM NK	TRANS FARADAY SOC	32	653	1936	36004
	TRANS FARADAY SOC	34	758	1938	38007
	TRANS FARADAY SOC	42	523	1946	46021
ADCOCK WA	J AM CHEM SOC	71	2835	1949	49015
ADDERSON JE	J COLLOID SCI	19	495	1964	64050
ADDISON CC	TRANS FARADAY SOC	33	851	1937	37003
	TRANS FARADAY SOC	34	372	1938	38006
	J CHEM SOC		03229	1956	56019
ALEXANDER AE	J PHYS CHEM	66	1839	1962	62035
ANACKER EW	J PHYS COLLOID CHEM	55	644	1951	51001
	J COLLOID SCI	8	402	1953	53002
	J PHYS CHEM	62	41	1958	58009
	J PHYS CHEM	63	1022	1959	59011
	J CHEM EDUC	37	36	1960	60005
	J PHYS CHEM	67	1713	1963	63016
	J PHYS CHEM	68	81	1964	64017
	J PHYS CHEM	68	3490	1964	64018
ANDRUS RW	J PHYS CHEM	69	2357	1965	65030
ANGELESCU E.	REV CHIM AC.REP POP.ROUM.	6	309	1961	61029
ARAI H	KOGYO KAGAKU ZASSHI	68	1090	1965	65017
ARISHI S	J SCI HIROSHIMA UNIV, SER A-II	22	57	1958	58023
ARKIN L	J AM CHEM SOC	70	3965	1948	48017
	J COLLOID SCI	4	537	1949	49012
	J AM CHEM SOC	73	4574	1951	51007
ARRINGTON CH	J PHYS CHEM	57	247	1953	53003
ASCOLI F	NATURE	184	1482	1959	59014
	J MOL BIOL	3	202	1961	61023
	J PHYS CHEM	65	1991	1961	61024
	PONTIF ACAD SCIENTIAR. SCRIPTA VAR.	22	/12/1	1962	62021
	BIOPOLYMERS	1	353	1963	63025
ATLAS SM	J PHYS CHEM	66	1326	1962	62020
AULT WC	J AM OIL CHEMISTS SOC	37	679	1960	60008
	J AM OIL CHEMISTS SOC	39	55	1962	62008
	J AM OIL CHEMISTS SOC	41	205	1964	64002
BAILEY JH	J COLLOID SCI	8	385	1953	53007
BAIR EJ	J AM CHEM SOC	73	799	1951	51013
	J AM CHEM SOC	73	1129	1951	51014
BALMBRA RR	TRANS FARADAY SOC	58	1661	1962	62013
	TRANS FARADAY SOC	60	979	1964	64023
BARBULESCU EM	REV CHIM AC.REP POP.ROUM.	6	309	1961	61029
BARR EA	J AM OIL CHEMISTS SOC	43	157	1966	66003
BASCOM WD	J COLLOID SCI	13	569	1958	58024
	WORLD PETROL CONGR, PROC	V 6	18	1959	59021
BAYLEY CH	CAN J CHEM ENGR	F28	213	1950	50010
BECHER P	J COLLOID SCI	14	519	1959	59005
	J PHYS CHEM	63	1675	1959	59006
	J PHYS CHEM	64	1221	1960	60003
	J COLLOID SCI	16	49	1961	61003
	J PHYS CHEM	66	374	1962	62001
	J COLLOID SCI	17	325	1962	62002
	J COLLOID SCI	18	196	1963	63020
	J COLLOID SCI	18	665	1963	63022
	PROC INTERN CONGR SURFACE ACTIVITY	4TH		1964	64005
	J PHYS CHEM	68	3511	1964	64008
	J COLLOID SCI	20	728	1965	65013
BECKETT AH	J PHARM PHARMACOL	15	422	1963	63015
BEISWANGE. JPG	J AM OIL CHEMISTS SOC	43	435	1966	66022
BENJAMIN L	J PHYS CHEM	68	3575	1964	64016
	J COLLOID INTERFACE SCI	22	386	1966	66012
	J PHYS CHEM	70	3790	1966	66040
BENSON GC	J PHYS CHEM	61	593	1957	57002
	CAN J CHEM	35	986	1957	57011
	J COLLOID SCI	13	584	1958	58005
	TRANS FARADAY SOC	54	1638	1958	58006
	CAN J CHEM	37	2083	1959	59007
	CAN J CHEM	37	2086	1959	59008
	TRANS FARADAY SOC	55	1025	1959	59012
	J PHYS CHEM	64	599	1960	60002
BENTON D	TRANS FARADAY SOC	62	3244	1966	66038
BERRY RWH	J CHEM SOC		2264	1964	64028



# Author Index—Continued

Author	Journal	Vol.	Pg.	Year	Reference No.
BESPYATOV MP	MASLOB ZHIR PROM	26	24	1960	60030
	MASLOB ZHIR PROM	26	26	1960	60031
	MASLOB ZHIR PROM	28	20	1962	62039
	MASLOB ZHIR PROM	29	19	1963	63038
BETZ MD	J AM CHEM SOC	57	1905	1935	35007
BISTLINE RG	J PHYS CHEM	62	1083	1958	58003
	J AM OIL CHEMISTS SOC	36	241	1959	59004
	J AM OIL CHEMISTS SOC	37	679	1960	60008
	J AM OIL CHEMISTS SOC	39	55	1962	62008
	J AM OIL CHEMISTS SOC	40	538	1963	63013
BISWAS AK	J PHYS CHEM	64	1	1960	60028
BJAASTAD SG	J PHARM SCI	54	1529	1965	65027
BOLAM TR	NATURE	167	195	1951	51012
BOLDUAN OEA	J PHYS CHEM	47	94	1943	43008
BOTRE C	NATURE	184	1482	1959	59014
	TRANS FARADAY SOC	55	1975	1959	59015
	J PHYS CHEM	63	650	1959	59016
	PROC INTERN CONGR SURFACE ACTIVITY	3RD	302	1960	60024
	J MOL BIOL	3	202	1961	61023
	J PHYS CHEM	65	1991	1961	61024
	ANN CHIM (ROME)	52	1199	1962	62017
	PONTIF ACAD SCIENTIAR. SCRIPTA VAR.	22	/12/1	1962	62021
	J PHARM SCI	52	1011	1963	63024
	BIOPOLYMERS	1	353	1963	63025
	BIOCHEM BIOPHYS ACTA	88	415	1964	64031
	J PHYS CHEM	68	3624	1964	64032
	RIC SCI	6	71	1964	64033
	J PHARM SCI	54	919	1965	65010
BOYD GE	J AM CHEM SOC	64	2067	1942	42008
	J AM CHEM SOC	64	498	1942	42009
BRADY AP	J AM CHEM SOC	65	2072	1943	43006
	J COLLOID SCI	3	511	1948	48004
	J COLLOID SCI	3	425	1948	48009
	J PHYS COLLOID CHEM	3	57	1948	48022
	J PHYS COLLOID CHEM	55	311	1951	51004
BRAMFITT TH	J PHYS CHEM	61	1261	1957	57031
BRASS PD	J AM CHEM SOC	76	4703	1954	54013
BROCKLEHURST P	J CHEM SOC		2264	1964	64028
BROOME FK	J AM CHEM SOC	71	2145	1949	49008
	J AM CHEM SOC	71	671	1949	49013
BROWN AS	J PHYS CHEM	56	701	1952	52013
BROWN EL	J AM OIL CHEMISTS SOC	38	361	1961	61019
BROWN GL	J AM CHEM SOC	69	1835	1947	47001
	J AM CHEM SOC	71	95	1949	49014
BROWNING J	TRANS FARADAY SOC	48	209	1952	52011
BRUFANI M	J PHARM SCI	54	919	1965	65010
BRUNING W	J AM CHEM SOC	83	4865	1961	61016
BRUSHMILLER J	J PHYS CHEM	70	2909	1966	66039
BUJAKE JE	TRANS FARADAY SOC	61	190	1965	65007
BUNBURY HM	TRANS FARADAY SOC	31	208	1935	35003
BURY CR	PHIL MAG	4	841	1927	27002
	J CHEM SOC		679	1929	29001
	J CHEM SOC		2263	1930	30001
	J CHEM SOC		626	1935	35008
	TRANS FARADAY SOC	48	209	1952	52011
CADLE RD	J AM CHEM SOC	73	5411	1951	51003
CADY GH	J PHYS CHEM	63	757	1959	59023
CAMPBELL AN	CAN J CHEM	40	839	1962	62034
	CAN J CHEM	43	1004	1964	64026
	CAN J CHEM	43	1729	1965	65024
CARDWELL PH	J COLLOID INTERFACE SCI	22	430	1966	66011
		19	201	1964	64009
CARR CW	J PHYS COLLOID CHEM	51	636	1947	47013
	J POLYMER SCI	5	201	1950	50002
	J POLYMER SCI	5	191	1950	50005
	J PHYS CHEM	60	1245	1956	56001
CARRINGTON RAG	J CHEM SOC		1701	1957	57007
CARTAN F	J CHEM EDUC	37	36	1960	60005
CELLA JA	J AM CHEM SOC	74	2061	1952	52001
CHALLIS RA	J COLLOID SCI	19	201	1964	64009
CHAND P	J AM OIL CHEMISTS SOC	43	446	1966	66023
CLIFTON NK	J COLLOID SCI	14	519	1959	59005
CLUNIE JS	TRANS FARADAY SOC	58	1661	1962	62013
	TRANS FARADAY SOC	60	979	1964	64023
COHEN I	J COLLOID SCI	9	243	1954	54011
	J PHYS CHEM	65	1781	1961	61027
	J PHYS CHEM	65	1774	1961	61028
	J COLLOID SCI	20	732	1965	65012
COLE RH	J AM CHEM SOC	71	2835	1949	49015
COLICHMAN EL	J AM CHEM SOC	72	4036	1950	50012
	J AM CHEM SOC	73	3385	1951	51008

# Author Index—Continued

Author	Journal	Vol.	Pg.	Year	Reference No.
COLL H	J COLLOID SCI	17	220	1962	62003
COLLIE B	TRANS FARADAY SOC	32	795	1936	36001
CONSOLE L	ANALEAS ASOC QUIM ARGENT	53	39	1965	65034
COON RI	J PHYS CHEM	57	923	1953	53014
CORKILL JM	TRANS FARADAY SOC	57	1627	1961	61004
	TRANS FARADAY SOC	58	206	1962	62006
	TRANS FARADAY SOC	58	1661	1962	62013
	PROC ROY SOC	273	84	1963	63014
	J PHYS CHEM	67	935	1963	63018
	J COLLOID SCI	18	401	1963	63019
	TRANS FARADAY SOC	60	202	1964	64003
	TRANS FARADAY SOC	60	986	1964	64012
	TRANS FARADAY SOC	60	979	1964	64023
	TRANS FARADAY SOC	60	996	1964	64027
	TRANS FARADAY SOC	61	589	1965	65004
	TRANS FARADAY SOC	61	583	1965	65005
	TRANS FARADAY SOC	62	994	1966	66014
	TRANS FARADAY SOC	62	987	1966	66015
	TRANS FARADAY SOC	62	979	1966	66016
CORRIN ML	J CHEM PHYS	14	216	1946	46002
	J CHEM PHYS	14	640	1946	46004
	J CHEM PHYS	14	641	1946	46005
	J CHEM PHYS	14	480	1946	46010
	J AM CHEM SOC	68	220	1946	46013
	J COLLOID SCI	1	105	1946	46014
	J COLLOID SCI	1	469	1946	46015
	J AM CHEM SOC	69	679	1947	47006
	J AM CHEM SOC	69	683	1947	47010
	J COLLOID SCI	3	333	1948	48013
	J PHYS COLLOID CHEM	53	1350	1949	49006
	J PHYS COLLOID CHEM	54	271	1950	50008
	J COLLOID SCI	6	576	1951	51010
COURCHENE W	J PHYS CHEM	70	2909	1966	66039
CRESCENZI V	NATURE	184	1482	1959	59014
	PROC INTERN CONGR SURFACE ACTIVITY	3RD	302	1960	60024
CRESCENZI VL	TRANS FARADAY SOC	55	1975	1959	59015
	J PHYS CHEM	63	650	1959	59016
CROOK EH	J PHYS CHEM	67	1987	1963	63017
	J AM OIL CHEMISTS SOC	41	231	1964	64013
	J PHYS CHEM	68	3592	1964	64014
	J COLLOID SCI	20	191	1965	65001
CUSHMAN A	J COLLOID SCI	3	425	1948	48009
CZERNIAWSKI M	ROCNZ CHEM	39	1059	1965	65031
	ROCNZ CHEM	39	1469	1965	65032
	ROCNZ CHEM	39	1275	1965	65037
	ROCNZ CHEM	40	1265	1966	66029
	ROCNZ CHEM	40	1935	1966	66030
DAGGETT HM JR	J AM CHEM SOC	73	799	1951	51013
DAINTON FS	ANN REP PROGR CHEM (CH. S. LONDON)	45	5	1948	48001
DANIELSSON I	ACTA CHEM SCAND	6	440	1952	52007
DAVIES DG	J CHEM SOC	2263	1930	1930	30001
DE MARTIIS F	J PHYS CHEM	68	3624	1964	64032
DEBYE P	J COLLOID SCI	3	407	1948	48006
	ANN N Y ACAD SCI	51	575	1949	49001
	J PHYS COLLOID CHEM	53	1	1949	49002
	AN. R. SOC ESPAN FIS QUIM (MADRID)	46	335	1950	50001
	J PHYS COLLOID CHEM	55	644	1951	51001
	J COLLOID SCI	17	220	1962	62003
DEL VECCHIO AJ	J PHYS CHEM	68	3511	1964	64008
DEMCHENKO LG	UKR KHIM ZH	28	611	1962	62038
DEMCHENKO PA	DOKLADY AKAD NAUK SSSR	131	120	1960	60032
	MASLOB ZHIR PROM	26	26	1960	60034
	KOLLOID ZH	23	528	1961	61030
	DOPOV. AKAD NAUK UKR RSR	928	1961	1961	61031
	UKR KHIM ZH	27	322	1961	61032
	MASLOB ZHIR PROM	27	19	1961	61033
	UKR KHIM ZH	28	46	1962	62037
	UKR KHIM ZH	28	611	1962	62038
DERVICHIAN DG	PROC INTERN CONGR SURFACE ACTIVITY	3RD	182	1960	60019
DITMARSCH R	NATURE	208	889	1965	65029
DIXON JK	J COLLOID SCI	12	452	1957	57009
	J COLLOID SCI	13	411	1958	58001
DOAN AS	J PHYS CHEM	61	371	1957	57003
DOERR IL	J PHYS CHEM	68	3494	1964	64007
DONBROW M	J PHARM PHARMACOL	15	825	1963	63021
	J PHARM PHARMACOL	15	317	1963	63030
	J PHARM PHARMACOL	18	925	1966	66019
DORST W	KONINKI NED AKAD WETEN. PROC SER B	59	190	1956	56002
DREGER EE	IND ENG CHEM	36	610	1944	44001



*Author Index – Continued*

Author	Journal	Vol.	Pg.	Year	Refer- ence No.
DU BROW PL	J AM CHEM SOC	69	2095	1947	47003
	J AM CHEM SOC	70	977	1948	48014
DULIN CI	J PHYS CHEM	62	1390	1958	58013
DUMANSKII AV	DOKLADY AKAD NAUK SSSR	131	120	1960	60032
DUNNING HN	J PHYS CHEM	59	362	1955	55020
	J PHYS CHEM	60	657	1956	56014
DYE WB	J AM CHEM SOC	61	3210	1939	39011
EGGENBERGER DN	J AM CHEM SOC	69	2095	1947	47003
	J AM CHEM SOC	70	977	1948	48014
	J AM CHEM SOC	70	980	1948	48019
	J AM CHEM SOC	70	2918	1948	48020
	J AM CHEM SOC	70	983	1948	48021
	J PHYS COLLOID CHEM	52	1494	1948	48023
	J AM CHEM SOC	70	436	1948	48027
	J AM CHEM SOC	71	2145	1949	49008
	J AM CHEM SOC	71	672	1949	49009
	J AM CHEM SOC	73	3353	1951	51006
	J AM CHEM SOC	74	2061	1952	52001
EIKREM H	ACTA CHEM SCAND	17	111	1963	63033
EIRICH FR	J PHYS CHEM	66	1326	1962	62020
EKWALL P	ACTA ACAD ABOENSIS, MATH PHYS	4	1	1927	27001
	KOLLOID-Z	45	291	1928	28001
	KOLLOID-Z	161	195	1932	32001
	ACTA ACAD ABOENSIS, MATH PHYS	7	3	1933	33001
	ACTA ACAD ABOENSIS, MATH PHYS	7	3	1933	33002
	KOLLOID-Z	77	320	1936	36003
	KOLLOID-Z	80	77	1937	37001
	KOLLOID-Z	84	284	1938	38002
	FINSKA KEMISTSAMFUNDETS MEDD	1	8	1939	39004
	KOLLOID-Z	92	141	1940	40002
	TEK FOREN FINLAND FORH	10	1	1940	40003
	MEDD.ABO AKAD.FYS.KEM.IN.	SP NO	3	1941	41002
	KOLLOID-Z	97	71	1941	41003
	KOLLOID-Z	94	42	1941	41004
	KOLLOID-Z	101	135	1942	42004
	FINSKA KEMISTSAMFUNDETS MEDD	25	257	1943	43005
	ACTA CHEM SCAND	6	441	1952	52006
	ACTA CHEM SCAND	6	440	1952	52007
	ACTA CHEM SCAND	17	111	1963	63033
	ACTA CHEM SCAND	19	573	1965	65023
ELDER ME	J COLLOID SCI	9	382	1954	54006
ELWORTHY PH	J PHARM PHARMACOL	012	293	1960	60027
	J PHARM PHARMACOL	14	100	1962	62027
	KOLLOID-Z	195	23	1964	64049
	J PHARM PHARMACOL	17	65	1965	65016
	J COLLOID SCI	21	331	1966	66007
	KOLLOID-Z Z POLYMERE	208	157	1966	66008
EMERSON MF	J PHYS CHEM	69	3718	1965	65006
EPSTEIN MB	J PHYS CHEM	67	2075	1963	63001
ERIKSON JA	J COLLOID SCI	10	71	1955	55025
EVANS HC	J CHEM SOC		579	1956	56006
	J CHEM SOC		1701	1957	57007
EVERS EC	J AM CHEM SOC	68	1137	1946	46018
	J AM CHEM SOC	69	1835	1947	47001
	J AM CHEM SOC	70	3049	1948	48028
EXNER ML	NATURWISSENSCHAFTEN	35	344	1948	48018
EYRING H	J PHYS CHEM	60	890	1956	56016
EZAKI H	BULL CHEM SOC JAPAN	32	624	1959	59017
FAVA A	J PHYS CHEM	60	890	1956	56016
FEW A	J CHEM SOC		1712	1958	58031
FINEMAN MN	J PHYS COLLOID CHEM	52	881	1948	48011
FLOCKHART BD	J COLLOID SCI	8	105	1953	53004
	J COLLOID SCI	8	424	1953	53008
	J COLLOID SCI	12	557	1957	57013
	J COLLOID SCI	16	484	1961	61007
FLORENCE AT	KOLLOID-Z	195	23	1964	64049
	KOLLOID-Z Z POLYMERE	208	157	1966	66008
	J PHARM PHARMACOL	18	384	1966	66020
FORD WPJ	J COLLOID INTERFACE SCI	21	522	1966	66028
FORDYCE DB	J PHYS CHEM	67	1987	1963	63017
	J AM OIL CHEMISTS SOC	41	231	1964	64013
	J PHYS CHEM	68	3592	1964	64014
	J COLLOID SCI	20	191	1965	65001
FOSTER JF	J PHYS CHEM	57	628	1953	53015
FOWKES FM	J PHYS CHEM	61	1062	1957	57014
	J PHYS CHEM	62	159	1958	58029
FOX CJ	J AM CHEM SOC	73	2323	1951	51011
FRIES BA	IND ENG CHEM	44	1636	1952	52014
FROTSCHER H	KOLLOID-BEIH.	45	303	1937	37004

# Author Index—Continued

Author	Journal	Vol.	Pg.	Year	Reference No.
FUERSTENAU DW	J ELECTROCHEM SOC	106	336	1959	59019
	J PHYS CHEM	68	3562	1964	64035
	TRANS SME AIME		321	1964	64038
FUJITA H	J SCI HIROSHIMA UNIV, SER A-II	28	41	1964	64036
FULLER GW	J COLLOID SCI	10	403	1955	55022
FURMIDGE CGL	J CHEM SOC		03229	1956	56019
GERSHMAN JW	J PHYS CHEM	61	581	1957	57012
GETTY R	J PHYS COLLOID CHEM	52	774	1948	48024
GHOSE HM	J PHYS CHEM	67	1713	1963	63016
GIESE E	KOLLOID-Z	73	276	1935	35002
GIESKES JMTM	CAN J CHEM	43	1004	1964	64026
GILBERT AH	J COLLOID SCI	20	464	1965	65011
GILBY A	J CHEM SOC		1712	1958	58031
GINN ME	J PHYS CHEM	62	1554	1958	58008
	J AM OIL CHEMISTS SOC	36	332	1959	59009
	J AM OIL CHEMISTS SOC	37	183	1960	60010
	J AM OIL CHEMISTS SOC	38	605	1961	61014
	J AM OIL CHEMISTS SOC	38	138	1961	61015
	J AM OIL CHEMISTS SOC	38	361	1961	61019
	TRANS FARADAY SOC	49	980	1953	53012
GODDARD ED	RES CORRESPONDENCE	8	1	1955	55011
	RES CORRESPONDENCE	7	1	1955	55018
	J PHYS CHEM	61	593	1957	57002
	CAN J CHEM	35	986	1957	57011
	TRANS FARADAY SOC	61	190	1965	65007
GONICK E	J AM CHEM SOC	67	1191	1945	45001
	J COLLOID SCI	1	127	1946	46008
	J COLLOID SCI	1	393	1946	46009
	REC TRAV CHIM	65	601	1946	46016
	J AM CHEM SOC	68	177	1946	46019
	J AM CHEM SOC	69	334	1947	47007
GOODMAN JF	TRANS FARADAY SOC	57	1627	1961	61004
	TRANS FARADAY SOC	58	206	1962	62006
	TRANS FARADAY SOC	58	1661	1962	62013
	PROC ROY SOC	273	84	1963	63014
	TRANS FARADAY SOC	60	202	1964	64003
	TRANS FARADAY SOC	60	986	1964	64012
	TRANS FARADAY SOC	60	979	1964	64023
	TRANS FARADAY SOC	60	996	1964	64027
	TRANS FARADAY SOC	61	589	1965	65004
	TRANS FARADAY SOC	61	583	1965	65005
	TRANS FARADAY SOC	62	994	1966	66014
	TRANS FARADAY SOC	62	987	1966	66015
	TRANS FARADAY SOC	62	979	1966	66016
GOTTE E	KOLLOID-Z	117	42	1950	50009
	FETTE, SEIFEN, ANSTRICHMI	56	583	1954	54007
	PROC INTERN CONGR SURFACE ACTIVITY	3RD	45	1960	60018
GRABENSTETT.RJ	J COLLOID SCI	18	401	1963	63019
GRAHAM H	J COLLOID SCI	8	105	1953	53004
GREEN AA	J AM CHEM SOC	68	731	1946	46022
GREENFIELD A	J PHYS CHEM	61	818	1957	57004
GREGORY NW	J AM CHEM SOC	70	1992	1948	48012
GRIEGER PF	J AM CHEM SOC	68	1137	1946	46018
	J AM CHEM SOC	69	1835	1947	47001
	J AM CHEM SOC	70	3803	1948	48010
	J AM CHEM SOC	71	95	1949	49014
	J AM CHEM SOC	71	309	1949	49017
	J AM CHEM SOC	71	1455	1949	49018
	FETTE, SEIFEN, ANSTRICHMI	57	236	1955	55026
GRIESS W	FETTE, SEIFEN, ANSTRICHMI	57	168	1955	55027
	FETTE, SEIFEN, ANSTRICHMI	57	24	1955	55028
	J CHEM SOC		679	1929	29001
GRINDLEY J	J PHYS CHEM	57	923	1953	53014
GUENTHNER RA	J PHYS CHEM	46	662	1942	42003
HAFFNER FD	J PHARM SCI	54	1529	1965	65027
HALL NA	J PHYS CHEM	66	1359	1962	62036
HAMANN SD	J AM CHEM SOC	59	2197	1937	37005
HARKINS WD	J AM CHEM SOC	62	1496	1940	40005
	J CHEM PHYS	14	216	1946	46002
	J CHEM PHYS	14	640	1946	46004
	J CHEM PHYS	14	641	1946	46005
	J CHEM PHYS	14	480	1946	46010
	J CHEM PHYS	14	215	1946	46011
	J AM CHEM SOC	68	220	1946	46013
	J COLLOID SCI	1	105	1946	46014
	J COLLOID SCI	1	469	1946	46015
	J CHEM PHYS	14	214	1946	46017
	J AM CHEM SOC	69	679	1947	47006
	J CHEM PHYS	15	763	1947	47008



# Author Index - Continued

Author	Journal	Vol.	Pg.	Year	Reference No.
	J AM CHEM SOC	69	1428	1947	47009
	J AM CHEM SOC	69	683	1947	47010
	J CHEM PHYS	15	496	1947	47012
	J PHYS COLLOID CHEM	53	1350	1949	49006
	J COLLOID SCI	4	367	1949	49007
	J AM CHEM SOC	71	808	1949	49011
	J PHYS COLLOID CHEM	54	271	1950	50008
	SCI MONTHLY	70	220	1950	50011
	J COLLOID SCI	6	576	1951	51010
HARRIMAN LA	J AM CHEM SOC	74	2061	1952	52001
HARRIS JC	SOAP CHEM SPECIALTIES	1958		1958	58002
	J AM OIL CHEMISTS SOC	35	670	1958	58004
	J PHYS CHEM	62	1554	1958	58008
	J AM OIL CHEMISTS SOC	35	428	1958	58010
	J AM OIL CHEMISTS SOC	36	332	1959	59009
	J AM OIL CHEMISTS SOC	37	183	1960	60010
	J AM OIL CHEMISTS SOC	38	169	1961	61006
	J AM OIL CHEMISTS SOC	38	605	1961	61014
	J AM OIL CHEMISTS SOC	38	138	1961	61015
	J AM OIL CHEMISTS SOC	38	361	1961	61019
HARROLD SP	J PHYS CHEM	63	317	1959	59001
	J COLLOID SCI	15	280	1960	60004
	TRANS FARADAY SOC	60	202	1964	64003
	TRANS FARADAY SOC	62	994	1966	66014
HARTLEY GS	Z PHYSIK CHEM (LEIPZIG)	170	321	1934	34001
	TRANS FARADAY SOC	31	183	1935	35001
	TRANS FARADAY SOC	32	795	1936	36001
	J AM CHEM SOC	58	2347	1936	36002
	J CHEM SOC		1968	1938	38001
	NATURE	142	161	1938	38003
	TRANS FARADAY SOC	34	1288	1938	38005
	TRANS FARADAY SOC	35	1109	1939	39001
	KOLLOID-Z	88	22	1939	39005
	J CHEM SOC		1828	1939	39008
	TRANS FARADAY SOC	37	130	1941	41001
	ANN REP PROGR CHEM (CH. S. LONDON)	45	33	1948	48002
	NATURE	163	767	1949	49010
	CHEM IND (LONDON)	24	1012	1964	64030
HARVA O	FINSKA KEMISTSAMFUNDETS MEDD	25	257	1943	43005
	TRANS FARADAY SOC	49	980	1953	53012
	REC TRAV CHIM	75	112	1956	56018
HARWOOD HJ	J AM CHEM SOC	69	2095	1947	47003
	J AM CHEM SOC	71	672	1949	49009
	J AM CHEM SOC	71	671	1949	49013
	J AM CHEM SOC	73	3353	1951	51006
	J AM CHEM SOC	74	2061	1952	52001
HASAN A	ACTA CHEM SCAND	6	440	1952	52007
HATTORI K	BULL CHEM SOC JAPAN	36	1250	1963	63006
HAYANO S	KOLLOID-Z	181	139	1962	62023
HAYDON DA	TRANS FARADAY SOC	54	698	1958	58012
	PHIL TRANS ROY SOC LONDON, SER A	252	225	1960	60011
	TRANS FARADAY SOC	58	1233	1962	62004
HEALY TW	J PHYS CHEM	68	3562	1964	64035
	TRANS SME AIME		321	1964	64038
HENNE AL	J AM CHEM SOC	73	2323	1951	51011
HERMANS JJ	KONINKI NED AKAD WETEN. PROC SER B	58	91	1955	55001
	J PHYS CHEM	59	576	1955	55002
	KONINKI NED AKAD WETEN. PROC SER B	58	97	1955	55009
	KONINKI NED AKAD WETEN. PROC SER B	59	190	1956	56002
	KONINKI NED AKAD WETEN. PROC SER B	59	162	1956	56007
	KONINKI NED AKAD WETEN. PROC SER B	59	298	1956	56011
HERRMANN KW	J PHYS CHEM	66	295	1962	62005
	J PHYS CHEM	67	935	1963	63018
	J PHYS CHEM	68	1540	1964	64006
	J COLLOID INTERFACE SCI	22	352	1966	66013
HERRMANNWK	J PHYS CHEM	70	2909	1966	66039
HERZFELD SH	J PHYS COLLOID CHEM	54	271	1950	50008
	J PHYS CHEM	56	953	1952	52015
	J PHYS CHEM	56	959	1952	52017
HESS K	KOLLOID-Z	88	40	1939	39009
HICKSON J	PROC INTERN CONGR SURFACE ACTIVITY	2ND		1957	57024
HIEBERT EN	J COLLOID SCI	1	385	1946	46020
HIGHAM EH	RES CORRESPONDENCE	7	1	1955	55018
HIGUCHI T	J AM PHARM ASSOC	43	465	1954	54015
HISKEY CF	J COLLOID SCI	9	243	1954	54011
HOERR CW	J AM CHEM SOC	64	2824	1942	42001
	J AM CHEM SOC	64	772	1942	42002
	J AM CHEM SOC	64	97	1942	42005
	J AM CHEM SOC	65	976	1943	43002
	J AM CHEM SOC	65	328	1943	43009

# Author Index—Continued

Author	Journal	Vol.	Pg.	Year	Reference No.
	J AM CHEM SOC	68	2460	1946	46001
	J AM CHEM SOC	69	883	1947	47002
	J COLLOID SCI	15	427	1960	60001
HOEVE CAJ	J PHYS CHEM	61	593	1957	57002
HOFFMAN EJ	J AM CHEM SOC	64	97	1942	42005
	J AM CHEM SOC	64	2067	1942	42008
	J AM CHEM SOC	64	498	1942	42009
HOLLAHAN JR	J PHYS CHEM	63	757	1959	59023
HOLMBERG P	ACTA CHEM SCAND	19	573	1965	65023
HOLTZER A	J AM CHEM SOC	83	4865	1961	61016
	J PHYS CHEM	69	3718	1965	65006
HONIG JG	J PHYS CHEM	58	201	1954	54009
	J PHYS CHEM	60	1108	1956	56012
	J PHYS CHEM	60	1114	1956	56013
HORI R	BULL CHEM SOC JAPAN	34	237	1961	61008
HOSOKAWA S	BULL CHEM SOC JAPAN	35	1050	1962	62033
	BULL CHEM SOC JAPAN	36	204	1963	63034
HOULTON HG	J AM CHEM SOC	60	544	1938	38008
HOYER HW	J PHYS CHEM	61	818	1957	57004
	J PHYS CHEM	65	1804	1961	61001
	J PHYS CHEM	65	1807	1961	61002
	J PHYS CHEM	68	3494	1964	64007
HSIAO L	J PHYS CHEM	59	362	1955	55020
	J PHYS CHEM	60	657	1956	56014
HUBBARD HM	J AM CHEM SOC	76	4300	1954	54014
HUBBARD WD	J PHYS CHEM	57	808	1953	53009
	J PHYS CHEM	58	1163	1954	54002
	J COLLOID SCI	10	428	1955	55003
	J PHYS CHEM	61	371	1957	57003
	J RES NAT BUR STD A	59	113	1957	57006
	J RES NAT BUR STD A	68	359	1964	64043
HUDSON JB	J COLLOID SCI	12	523	1957	57010
HUFF H	J COLLOID SCI	3	511	1948	48004
	J PHYS COLLOID CHEM	55	311	1951	51004
HUGO WB	J PHARM PHARMACOL	12	447	1960	60026
HUISMAN HF	KONINKI NED AKAD WETEN. PROC SER B	67	367	1964	64045
	KONINKI NED AKAD WETEN. PROC SER B	67	376	1964	64046
	KONINKI NED AKAD WETEN. PROC SER B	67	388	1964	64047
	KONINKI NED AKAD WETEN. PROC SER B	67	407	1964	64048
HUTCHINSON E	J PHYS CHEM	58	1124	1954	54012
	Z PHYSIK CHEM (FRANKFURT)	11	165	1957	57021
	Z PHYSIK CHEM (FRANKFURT)	21	38	1959	59018
	Z PHYSIK CHEM (FRANKFURT)	31	397	1962	62016
	J CHEM EDUC	40	472	1963	63029
	J PHYS CHEM	68	2818	1964	64037
	J PHYS CHEM	70	3502	1966	66026
IDA O	J CHEM SOC JAPAN, PURE CHEM SEC	77	905	1966	66032
IFUKU N	REV PHYS CHEM JAPAN	35	32	1965	65036
	J CHEM SOC JAPAN, PURE CHEM SEC	87	329	1966	66033
IKEDA S	BULL CHEM SOC JAPAN	34	1236	1961	61012
	BULL CHEM SOC JAPAN	35	240	1962	62022
INO T	BULL CH SOC JAPAN	30	760	1957	57033
INOUE H	J CHEM SOC JAPAN, PURE CHEM SEC	78	636	1957	57019
	J CHEM SOC JAPAN, PURE CHEM SEC	79	348	1958	58018
	J CHEM SOC JAPAN, PURE CHEM SEC	79	345	1958	58019
	J CHEM SOC JAPAN, PURE CHEM SEC	79	48	1958	58028
	J COLLOID SCI	15	268	1960	60006
	KOLLOID-Z	183	68	1962	62010
	KOLLOID-Z	196	1	1964	64019
	KOLLOID-Z	195	93	1964	64021
	PROC INTERN CONGR SURFACE ACTIVITY	4TH	N	1964	64040
	J PHYS CHEM	70	1108	1965	65033
ISEMURA T	BULL CHEM SOC JAPAN	34	1236	1961	610
	BULL CHEM SOC JAPAN	35	1737	1962	62012
	BULL CHEM SOC JAPAN	35	240	1962	62022
	BULL CHEM SOC JAPAN	36	1250	1963	63006
IWAMATSU I	BULL CHEM SOC JAPAN	35	1050	1962	62033
	BULL CHEM SOC JAPAN	36	204	1963	63034
JACOBS J	J PHARM PHARMACOL	18	92S	1966	66019
JAKOB CW	J PHYS CHEM	67	2075	1963	63001
JAMES JW	PROC INTERN CONGR SURFACE ACTIVITY	3RD	227	1960	60020
JAN ZA	J PHARM PHARMACOL	15	825	1963	63021
JOHNSON JS	J PHYS CHEM	68	81	1964	64017
JOHNSON KE	J AM CHEM SOC	66	9	1944	44003
JOHNSON WF	J PHYS CHEM	50	440	1946	46006
	J PHYS COLLOID CHEM	51	636	1947	47013
	J PHYS COLLOID CHEM	52	22	1948	48025
	J AM CHEM SOC	73	4563	1951	51002
	J AM CHEM SOC	74	20	1952	52002
	J AM CHEM SOC	74	22	19	52003



# Author Index—Continued

Author	Journal	Vol.	Pg.	Year	Refer- ence No.
JOHNSTON SA	J AM CHEM SOC	61	3210	1939	39011
JONES E	PHIL MAG	4	841	1927	27002
JONES TG	TRANS FARADAY SOC	49	980	1953	53012
	RES CORRESPONDENCE	8	1	1955	55011
KAKIUCHI K	BULL CHEM SOC JAPAN	36	1250	1963	63006
KAPAUAN P	J COLLOID SCI	16	481	1961	61005
	J PHYS CHEM	70	783	1966	66002
KARNAUKH AM	MASLOB ZHIR PROM	29	22	1963	63039
KARTZMARK EM	CAN J CHEM	40	839	1962	62034
KASHIWAGI KM	J COLLOID SCI	13	618	1958	58021
KASHIWAGI M	BULL CHEM SOC JAPAN	32	624	1959	59017
KATO Y	CHEM PHARM BULL (TOKYO)	11	1202	1963	63037
KATSURA K	J PHYS CHEM	68	1568	1964	64011
KAUFMAN S	J COLLOID SCI	12	465	1957	57026
	J PHYS CHEM	62	1257	1958	58025
	WORLD PETROL CONGR, PROC	V 6	18	1959	59021
	J COLLOID SCI	17	231	1962	62025
	J PHYS CHEM	68	2814	1964	64041
KAWAMURA S	YAKUGAKU ZASSHI	84	246	1964	64034
KAZUO T	J CHEM SOC JAPAN, PURE CHEM SEC	79	48	1958	58028
KEIM GI	IND ENG CHEM	36	610	1944	44001
KIESSIG H	KOLLOID-Z	88	40	1939	39009
KINNEY FB	J AM OIL CHEMISTS SOC	36	332	1959	59009
	J AM OIL CHEMISTS SOC	37	18	S1960	60010
	J AM OIL CHEMISTS SOC	38	138	1961	61015
KINOSHITA K	J PHYS CHEM	63	648	1959	59013
KITAHARA A	BULL CHEM SOC JAPAN	28	234	1955	55019
	BULL CHEM SOC JAPAN	29	1	S1956	56015
	J COLLOID SCI	12	342	1957	57027
	BULL CHEM SOC JAPAN	30	586	1957	57028
	BULL CHEM SOC JAPAN	31	288	1957	57029
	BULL CHEM SOC JAPAN	31	653	1958	58022
	J PHYS CHEM	66	363	1962	62024
	KOGYO KAGAKU ZASSHI	68	2058	1965	65002
KLAMANN D	PROC INTERN CONGR SURFACE ACTIVITY	3RD	1	1960	60016
	PROC INTERN CONGR SURFACE ACTIVITY	3RD	27	1960	60017
KLEVENS HB	J CHEM PHYS	14	216	1946	46002
	J CHEM PHYS	14	742	1946	46007
	J CHEM PHYS	14	480	1946	46010
	J CHEM PHYS	14	567	1946	46012
	J PHYS COLLOID CHEM	51	114	1947	47004
	J COLLOID SCI	2	301	1947	47005
	J PHYS COLLOID CHEM	52	130	1948	48005
	J AM OIL CHEMISTS SOC	26	456	1949	49003
	J PHYS COLLOID CHEM	54	1012	1950	50003
	J AM CHEM SOC	72	3780	1950	50004
	ANAL CHEM	22	1141	1950	50006
	CHEM REV	47	1	1950	50007
	MEM SERV CHIM ETAT (PARIS)	37	13	1952	52004
	J AM CHEM SOC	74	4624	1952	52005
	KOLLOID-Z	128	61	1952	52008
	J AM OIL CHEMISTS SOC	30	74	1953	53010
	PROC INTERN CONGR SURFACE ACTIVITY	1ST	1	1954	54004
	J CHIM PHYS	51	1	1954	54010
	NATURE	176	879	1955	55017
	J PHYS CHEM	60	1245	1956	56001
	MEM SERV CHIM ETAT (PARIS)	41	363	1956	56010
	PROC INTERN CONGR SURFACE ACTIVITY	2ND	395	1957	57017
	KOLLOID-Z	158	53	1958	58011
KLING W	PROC INTERN CONGR SURFACE ACTIVITY	2ND	295	1957	57022
KOBAYASHI T	J PHYS CHEM	66	363	1962	62024
KOLBEL H	ANGEW CHEM	71	211	1959	59022
	PROC INTERN CONGR SURFACE ACTIVITY	3RD	1	1960	60016
	PROC INTERN CONGR SURFACE ACTIVITY	3RD	27	1960	60017
KOLTHOFF IM	J PHYS CHEM	50	440	1946	46006
	J PHYS COLLOID CHEM	51	636	1947	47013
	J PHYS COLLOID CHEM	52	915	1948	48016
	J PHYS COLLOID CHEM	52	22	1948	48025
	J PHYS COLLOID CHEM	53	424	1949	49005
	J POLYMER SCI	5	201	1950	50002
	J POLYMER SCI	5	191	1950	50005
	J AM CHEM SOC	73	4563	1951	51002
	J AM CHEM SOC	74	20	1952	52002
	J AM CHEM SOC	74	22	1952	52003
KOMOR JA	J AM OIL CHEMISTS SOC	43	435	1966	66022
KONDO A	J CHEM SOC JAPAN, PURE CHEM SEC	77	905	1966	66032
KONDO T	J CHEM SOC JAPAN, PURE CHEM SEC	77	1236	1966	66020
	BULL CHEM SOC JAPAN	30	905	1957	57032
	BULL CHEM SOC JAPAN	30	760	1957	57033
	J CHEM SOC JAPAN, PURE CHEM SEC	80	818	1959	59024

# Author Index—Continued

Author	Journal	Vol.	Pg.	Year	Reference No.
	J CHEM SOC JAPAN, PURE CHEM SEC	80	821	1959	59025
	J CHEM SOC JAPAN, PURE CHEM SEC	80	823	1959	59026
KONNO K	KOGYO KAGAKU ZASSHI	68	2058	1965	65002
KONSTANTIN. VV	KHIM TEKHNOL	5	61	1960	60033
KOSTOVA NZ	KOLOIID ZH	26	76	1964	64051
KRAUS CA	J AM CHEM SOC	68	1137	1946	46018
	J AM CHEM SOC	69	1835	1947	47001
	J AM CHEM SOC	70	3803	1948	48010
	J AM CHEM SOC	70	3049	1948	48028
	J AM CHEM SOC	71	95	1949	49014
	J AM CHEM SOC	71	309	1949	49017
	J AM CHEM SOC	71	1455	1949	49018
	J AM CHEM SOC	72	3676	1950	50013
	J AM CHEM SOC	73	2173	1951	51009
	J AM CHEM SOC	73	799	1951	51013
	J AM CHEM SOC	73	1129	1951	51014
	J AM CHEM SOC	73	2170	1951	51016
	PROC NAT ACAD SCI U S	39	1213	1953	53011
KRIUENTSOV WI	ZAVODSKAYA LAB	24	158	1958	58030
KRIZEK H	J COLLOID SCI	6	576	1951	51010
KRYUKOVA AS	KHIM TEKHNOL	5	61	1960	60033
KUCHER RV	COLLOID J (USSR)	14	243	1952	52018
	COLLOID J (USSR)	14	311	1952	52019
KUHN DW	J AM CHEM SOC	72	3676	1950	50013
KUHN P	ANGEW CHEM	71	211	1959	59022
KUPPUSAMI J	NATURE	208	780	1965	65028
KURIYAMA K	J CHEM SOC JAPAN, PURE CHEM SEC	78	1568	1957	57018
	J CHEM SOC JAPAN, PURE CHEM SEC	78	1573	1957	57020
	J CHEM SOC JAPAN, PURE CHEM SEC	79	348	1958	58018
	J CHEM SOC JAPAN, PURE CHEM SEC	79	345	1958	58019
	J CHEM SOC JAPAN, PURE CHEM SEC	79	48	1958	58028
	J COLLOID SCI	15	268	1960	60006
	KOLLOID-Z	180	55	1962	62009
	KOLLOID-Z	183	68	1962	62010
	KOLLOID-Z	181	144	1962	62011
	KOLLOID-Z	191	48	1963	63012
KURZ J L	J PHYS CHEM	66	2239	1962	62040
KURZENDORFER P	PROC INTERN CONGR SURFACE ACTIVITY	3RD	1	1960	60016
KUSHNER LM	J PHYS CHEM	57	808	1953	53009
	J PHYS CHEM	58	1163	1954	54002
	J COLLOID SCI	10	428	1955	55003
	J PHYS CHEM	61	371	1957	57003
	J RES NAT BUR STD A	59	113	1957	57006
KWARTLER CE	J COLLOID SCI	8	385	1953	53007
LACH JL	J AM PHARM ASSOC	43	465	1954	54015
LAKSHMINAR. GR	CAN J CHEM	40	839	1962	62034
	CAN J CHEM	43	1729	1965	65024
LAL H	J COLLOID SCI	8	414	1953	53013
LANGE H	KOLLOID-Z	121	66	1951	51005
	KOLLOID-Z	131	96	1953	53005
	PROC INTERN CONGR SURFACE ACTIVITY	2ND	295	1957	57022
	PROC INTERN CONGR SURFACE AOIVITY	3RD	279	1960	60012
	FETTE, SEIFEN, ANSTRICHMI	64	457	1962	62018
	PROC INTERN CONGR SURFACE ACTIVITY	4TH	1	1964	64039
LARSEN EC	Z ELEKTROCHEM	44	651	1938	38004
LELONG ALM	J AM CHEM SOC	73	5411	1951	51003
	J PHYS CHEM	59	1185	1955	55021
	ANALES ASOC QUIM ARGENT	53	39	1965	65034
	ANALES ASOC QUIM ARGENT	53	11	1965	65035
LESHCHENKO ZY	MASLOB ZHIR PROM	26	24	1960	60030
	MASLOB ZHIR PROM	28	20	1962	62039
	MASLOB ZHIR PROM	29	19	1963	63038
LESYUIS AA	MASLOB ZHIR PROM	29	22	1963	63039
	BULL CHEM SOC JAPAN	28	227	1955	55008
	J CHINESE CHEM SOC	4	28	1957	57005
	J CHINESE CHEM SOC	4	21	1957	57008
LINDSTROM RE	MEDD.ABO AKAD.FYS.KEM.IN.	SP NO	3	1941	41002
	KOLLOID-Z	94	42	1941	41004
LINGAFELTER EC	J AM CHEM SOC	65	686	1943	43001
	J AM CHEM SOC	65	698	1943	43004
	J AM CHEM SOC	68	1490	1946	46003
	J AM CHEM SOC	70	1989	1948	48007
	J AM CHEM SOC	71	1325	1949	49004
	J AM CHEM SOC	73	5411	1951	51003
	J COLLOID SCI	10	71	1955	55025
LIQUORI AM	TRANS FARADAY SOC	55	1975	1959	59015
	PROC INTERN CONGR SURFACE ACTIVITY	3RD	302	1960	60024
	J MOL BIOL	3	202	1961	61023
	J PHYS CHEM	65	1991	1961	61024
	PONTIF ACAD SCIENTIAR. SCRIPTA VAR.	22	/12/1	1962	62021
	RIC SCI	6	71	1964	64033



# Author Index—Continued

Author	Journal	Vol.	Pg.	Year	Reference No.
LITTLE RC	J PHYS CHEM	68	3453	1964	64042
	J PHYS CHEM	68	2709	1964	64044
LONG FA	J AM CHEM SOC	59	2197	1937	37005
	J AM CHEM SOC	62	1496	1940	40005
	J AM CHEM SOC	63	84	1941	41006
LORENZ PB	J PHYS CHEM	60	657	1956	56014
LOTTERMOSER A	KOLLOID-Z	63	175	1933	33003
	KOLLOID-Z	63	49	1933	33004
	KOLLOID-Z	73	276	1935	35002
	TRANS FARADAY SOC	31	200	1935	35004
	KOLLOID-BEIH.	45	303	1937	37004
LOVELL VM	ANAL CHEM	38	1926	1966	66024
LUCK W	PROC INTERN CONGR SURFACE ACTIVITY	3RD	264	1960	60023
LUDLUM DB	J PHYS CHEM	60	1240	1956	56005
MACFARLANE CB	J PHARM PHARMACOL	14	100	1962	62027
	J PHARM PHARMACOL	17	65	1965	65016
MALIK WU	INDIAN J CHEM	3	441	1965	65021
	J AM OIL CHEMISTS SOC	43	446	1966	66023
MALSCH J	Z PHYSIK CHEM (LEIPZIG)	170	321	1934	34001
MANCHESTER KE	J PHYS CHEM	58	1124	1954	54012
MANDELL L	ACTA CHEM SCAND	17	111	1963	63033
MANKOWICH AM	J AM OIL CHEMISTS SOC	41	449	1964	64010
	J AM OIL CHEMISTS SOC	43	615	1966	66021
MANNING DJ	J AM OIL CHEMISTS SOC	43	133	1966	66001
MARKAN AL	ZAVODSKAYA LAB	24	158	1958	58030
MARKINA ZN	KOLLOID ZH	26	76	1964	64051
MARMO A	J PHYS CHEM	65	1804	1961	61001
	J PHYS CHEM	65	1807	1961	61002
MARON SH	J COLLOID SCI	9	382	1954	54006
MARUTA I	J CHEM SOC JAPAN, PURE CHEM SEC	82	1657	1961	61009
	J CHEM SOC JAPAN, PURE CHEM SEC	82	1512	1961	61010
	J CHEM SOC JAPAN, PURE CHEM SEC	82	1660	1961	61011
	J CHEM SOC JAPAN, PURE CHEM SEC	83	732	1962	62007
	J CHEM SOC JAPAN, PURE CHEM SEC	83	786	1962	62026
	J CHEM SOC JAPAN, PURE CHEM SEC	83	395	1962	62028
	J CHEM SOC JAPAN, PURE CHEM SEC	83	782	1962	62029
	J CHEM SOC JAPAN, PURE CHEM SEC	83	788	1962	62030
	J CHEM SOC JAPAN, PURE CHEM SEC	83	858	1962	62031
	J CHEM SOC JAPAN, PURE CHEM SEC	83	861	1962	62032
	KOGYO KAGAKU ZASSHI	68	1090	1965	65017
MATHAI K	TRANS FARADAY SOC	62	759	1966	66031
	TRANS FARADAY SOC	62	750	1966	66037
MATIJEVIC E	CROAT CHEM ACTA	29	431	1957	57001
	TRANS FARADAY SOC	54	587	1958	58020
MATSUMOTO T	J SCI HIROSHIMA UNIV, SER A-II	21	51	1957	57025
MATTOON RW	J AM CHEM SOC	68	220	1946	46013
	J COLLOID SCI	1	105	1946	46014
	J CHEM PHYS	15	763	1947	47008
MATUURA R	BULL CHEM SOC JAPAN	35	1050	1962	62033
	BULL CHEM SOC JAPAN	36	204	1963	63034
	BULL CHEM SOC JAPAN	36	813	1963	63035
	BULL CHEM SOC JAPAN	38	373	1965	65020
MAURER EW	J AM OIL CHEMISTS SOC	36	241	1959	59004
	J AM OIL CHEMISTS SOC	41	205	1964	64002
MCBAIN JW	J AM CHEM SOC	57	1905	1935	35007
	J PHYS CHEM	40	493	1936	36005
	J AM CHEM SOC	63	670	1941	41005
	J PHYS CHEM	46	10	1942	42006
	IND ENG CHEM	34	915	1942	42007
	J AM CHEM SOC	65	2072	1943	43006
	J PHYS CHEM	47	94	1943	43008
	J AM CHEM SOC	66	9	1944	44003
	J COLLOID SCI	1	127	1946	46008
	REC TRAV CHIM	65	601	1946	46016
	J AM CHEM SOC	68	731	1946	46022
	J AM CHEM SOC	69	334	1947	47007
	J COLLOID SCI	3	425	1948	48009
	J PHYS COLLOID CHEM	52	881	1948	48011
	J AM CHEM SOC	70	3838	1948	48015
	J PHYS COLLOID CHEM	52	12	1948	48026
	J PHYS COLLOID CHEM	55	311	1951	51004
MCBAIN MEL	J AM CHEM SOC	61	3210	1939	39011
	J COLLOID SCI	10	223	1955	55023
	J PHYS CHEM	47	196	1943	43007
MCCORKLE MR	J AM CHEM SOC	65	328	1943	43009
MCDOWELL MJ	J AM CHEM SOC	73	2173	1951	51009
	J AM CHEM SOC	73	2170	1951	51016
MCHAN H	J AM CHEM SOC	70	3838	1948	48015
MCNEILL W	J PHYS CHEM	56	701	1952	52013
MEADER AL	IND ENG CHEM	44	1636	1952	52014

# Author Index—Continued

Author	Journal	Vol.	Pg.	Year	Reference No.
MEEHAN EJ	J POLYMER SCI	5	201	1950	50002
	J POLYMER SCI	5	191	1950	50005
MEGURO K	J CHEM SOC JAPAN, PURE CHEM SEC	77	1236	1956	56020
	BULL CHEM SOC JAPAN	30	905	1957	57032
	BULL CHEM SOC JAPAN	30	760	1957	57033
	J CHEM SOC JAPAN, PURE CHEM SEC	80	818	1959	59024
	J CHEM SOC JAPAN, PURE CHEM SEC	80	821	1959	59025
	J CHEM SOC JAPAN, PURE CHEM SEC	80	823	1959	59026
	J CHEM SOC JAPAN, PURE CHEM SEC	77	905	1966	66032
MELE A	NATURE	184	1482	1959	59014
	TRANS FARADAY SOC	55	1975	1959	59015
	J PHYS CHEM	63	650	1959	59016
MERRILL RC	J PHYS COLLOID CHEM	52	774	1948	48024
MERRILL RC JR	J AM CH M S	63	670	1941	41005
	J PHYS CHEM	46	10	1942	42006
	IND ENG CHEM	34	915	1942	42007
	J PHYS COLLOID CHEM	52	12	1948	48026
METCALF AD	J COLLOID SCI	17	523	1962	62015
MEYER HG	J PHYS CHEM	70	783	1966	66002
MIJNLIEFF PF	NATURE	208	889	1965	65029
MILES GD	IND ENG CHEM	36	610	1944	44001
	J PHYS CHEM	48	57	1944	44002
	J PHYS CHEM	49	71	1945	45002
MILLER ML	J COLLOID SCI	13	411	1958	58001
MITTELMANN R	J CHEM PHYS	15	763	1947	47008
	J PHYS COLLOID CHEM	53	1350	1949	49006
	J COLLOID SCI	4	367	1949	49007
MIURA M	J SCI HIROSHIMA UNIV, SER A-II	21	51	1957	57025
	J SCI HIROSHIMA UNIV, SER A-II	22	57	1958	58023
	J SCI HIROSHIMA UNIV, SER A-II	28	41	1964	64036
MIYAMOTO S	BULL CHEM SOC JAPAN	33	375	1960	60029
	BULL CHEM SOC JAPAN	33	371	1960	60035
MODI HJ	J ELECTROCHEM SOC	106	336	1959	59019
MOLYNEUX P	TRANS FARADAY SOC	61	1043	1965	65003
MOULE D	TRANS FARADAY SOC	54	1638	1958	58006
	CAN J CHEM	37	2083	1959	59007
	CAN J CHEM	37	2086	1959	59008
MUKERJEE P	J AM CHEM SOC	77	2937	1955	55015
	J PHYS CHEM	62	1390	1958	58013
	J PHYS CHEM	62	1397	1958	58014
	J PHYS CHEM	62	1400	1958	58015
	J PHYS CHEM	62	1404	1958	58016
	J PHYS CHEM	67	190	1963	63032
	J PHYS CHEM	70	783	1966	66002
	J PHYS CHEM	70	2138	1966	66004
	J PHYS CHEM	70	2144	1966	66005
	J PHYS CHEM	70	2150	1966	66006
MUKHERJI BK	J PHYS CHEM	64	1	1960	60028
MULLEY BA	J COLLOID SCI	17	523	1962	62015
	J COLLOID SCI	19	201	1964	64009
MURRAY RC	TRANS FARADAY SOC	31	183	1935	35001
MYSELS EK	J COLLOID SCI	20	315	1965	65018
MYSELS KJ	TRANS FARADAY SOC	51	728	1955	55005
	J PHYS CHEM	59	325	1955	55014
	J AM CHEM SOC	77	2937	1955	55015
	J COLLOID SCI	10	507	1955	55016
	J PHYS CHEM	62	1390	1958	58013
	J PHYS CHEM	62	1400	1958	58015
	J PHYS CHEM	63	1696	1959	59002
	J PHYS CHEM	63	1781	1959	59003
	J COLLOID SCI	16	481	1961	61005
	J COLLOID SCI	16	462	1961	61017
	J COLLOID SCI	16	474	1961	61018
	J COLLOID SCI	20	315	1965	65018
	J PHYS CHEM	69	1466	1965	65019
	J COLLOID SCI	21	331	1966	66007
NAKADATE S	REP INST SCI TECH UNIV TOKYO	7	401	1953	53001
NAKAGAKI M	J CHEM SOC JAPAN, PURE CHEM SEC	72	113	1951	51018
	BULL CHEM SOC JAPAN	37	817	964	64025
	YAKUGAKU ZASSHI	84	246	1964	64034
NAKAGAWA T	J CHEM SOC JAPAN, PURE CHEM SEC	78	1568	1957	57018
	J CHEM SOC JAPAN, PURE CHEM SEC	78	636	1957	57019
	J CHEM SOC JAPAN, PURE CHEM SEC	78	1573	1957	57020
	SHINOBI KENKYUSHO NEMPO	8	805	1958	58017
	J CHEM SOC JAPAN, PURE CHEM SEC	79	348	1958	58018
	J CHEM SOC JAPAN, PURE CHEM SEC	79	345	1958	58019
	J CHEM SOC JAPAN, PURE CHEM SEC	79	48	1958	58028
	J COLLOID SCI	15	268	1960	60006
	PROC INTERN CONGR SURFACE ACTIVITY	3RD	636	1960	60007
	KOLLOID-Z	168	132	1960	60009
	CHEM IND (LONDON)	14	1135	1961	61022



Author	Journal	Vol.	Pg.	Year	Refer- ence No.
	KOLLOID-Z	183	68	1962	62010
	KOLLOID-Z	189	50	1963	63008
	KOLLOID-Z	188	47	1963	63009
	KOLLOID-Z	187	44	1963	63010
	KOLLOID-Z	191	48	1963	63012
	KOLLOID-Z	194	143	1964	64015
	KOLLOID-Z	195	93	1964	64021
	PROC INTERN CONGR SURFACE ACTIVITY	4TH	N	1964	64040
	J PHYS CHEM	70	1108	1965	65033
NAKAYAMA H	J COLLOID SCI	18	705	1963	63036
	J PHYS CHEM	70	3502	1966	66026
NASH T	CHEM IND (LONDON)		590	1958	58027
NATALE I	ANALES ASOC QUIM ARGENT	53	11	1965	65035
NAUMAN RV	J PHYS CHEM	68	3498	1964	64001
NEFF LL	J AM CHEM SOC	70	1989	1948	48007
NEWTON JM	J PHARM PHARMACOL	12	447	1960	60026
NICOLESCU A	REV CHIM AC.REP POP.ROUM.	6	309	1961	61029
NINOMIYA Y	BULL CHEM SOC JAPAN	37	817	1964	64025
NOEL DR	J AM CHEM SOC	74	2061	1952	52001
NOGUCHI J	BULL CHEM SOC JAPAN	34	1236	1961	61012
NUTTING GC	J AM CHEM SOC	59	2197	1937	37005
	J AM CHEM SOC	62	1496	1940	40005
	J AM CHEM SOC	63	84	1941	41006
OGDEN CP	PROC ROY SOC	273	84	1963	63014
	TRANS FARADAY SOC	61	583	1965	65005
OHBA N	BULL CHEM SOC JAPAN	30	905	1957	57032
	BULL CHEM SOC JAPAN	30	760	1957	57033
OHKI K	J PHYS CHEM	70	3437	1966	66027
OKUYAMA H	BULL CHEM SOC JAPAN	27	259	1954	54008
	BULL CHEM SOC JAPAN	30	186	1957	57023
OLEINIKOVA ZV	MASLOB ZHIR PROM	26	26	1960	60031
OLIVIER JP	J PHYS CHEM	63	1671	1959	59020
OLOANE JK	J AM CH M SOC	73	5411	1951	51003
OPPENHEIMER H	J CHEM PHYS	15	496	1947	47012
	J AM CHEM SOC	71	808	1949	49011
OSIPOW L	PROC INTERN CONGR SURFACE ACTIVITY	2ND		1957	57024
OSTER G	J COLLOID SCI	9	243	1954	54011
OSUGI J	REV PHYS CHEM JAPAN	35	32	1965	65036
	J CHEM SOC JAPAN, PURE CHEM SEC	87	329	1966	66033
OTTER RJ	J COLLOID SCI	16	462	1961	61017
	J COLLOID SCI	16	474	1961	61018
OTTEWILL RH	TRANS FARADAY SOC	62	750	1966	66037
	J CHEM SOC		1712	1958	58031
	TRANS FARADAY SOC	57	1627	1961	61004
	J COLLOID INTERFACE SCI	21	522	1966	66028
	TRANS FARADAY SOC	62	759	1966	66031
OYAMA T	J CHEM SOC JAPAN, PURE CHEM SEC	79	348	1958	58018
	J CHEM SOC JAPAN, PURE CHEM SEC	79	345	1958	58019
PACKTER A	J PHARM PHARMACOL	15	317	1963	63030
PANKHURST KGA	TRANS FARADAY SOC	42	523	1946	46021
PAQUETTE RG	J AM CHEM SOC	65	686	1943	43001
PARKER RA	J RES NAT BUR STD A	59	113	1957	57006
PARREIRA HC	ANAIS ACAD BRASIL CIENC	32	207	1960	60015
	J COLLOID INTERFACE SCI	21	522	1966	66028
PARRY GA	J CHEM SOC		626	1935	35008
PATEL RM	J PHARM SCI	55	1345	1966	66017
PATTERSON GD	J PHYS CHEM	57	247	1953	53003
PETHICA BA	CROAT CHEM ACTA	29	431	1957	57001
	TRANS FARADAY SOC	54	587	1958	58020
	PROC INTERN CONGR SURFACE ACTIVITY	3RD	227	1960	60020
PHILIPPOFF W	KOLLOID-Z	88	40	1939	39009
PHILLIPS JN	TRANS FARADAY SOC	51	728	1955	55005
	J PHYS CHEM	59	325	1955	55014
	TRANS FARADAY SOC	51	561	1955	55024
	TRANS FARADAY SOC	54	698	1958	58012
PICCIONE GA	J PHYS CHEM	46	662	1942	42003
PILPEL N	J COLLOID SCI	9	285	1954	54001
	J PHYS CHEM	60	779	1956	56004
	TRANS FARADAY SOC	57	1426	1961	61013
	CHEM REV	63	221	1963	63002
	NATURE	204	378	1964	64022
POWNEY J	TRANS FARADAY SOC	31	1510	1935	35005
	TRANS FARADAY SOC	33	851	1937	37003
	TRANS FARADAY SOC	34	372	1938	38006
PRINCEN LH	J PHYS CHEM	63	1696	1959	59002
	J PHYS CHEM	63	1781	1959	59003
PRINS W	J PHYS CHEM	59	576	1955	55002
	KONINKI NED AKAD WETEN. PROC SER B	59	190	1956	56002
	KONINKI NED AKAD WETEN. PROC SER B	59	162	1956	56007
	KONINKI NED AKAD WETEN. PROC SER B	59	298	1956	56011

# Author Index—Continued

Author	Journal	Vol.	Pg.	Year	Reference No.
PUSCHEL F	KOLLOID-Z	63	175	1933	33003
PYTASZ G	ZESZYTY NAUK UNIW JAGIEL	211	199	1966	66034
	ZESZYTY NAUK UNIW JAGIEL	211	209	1966	66035
RADLEY JA	PROC INTERN CONGR SURFACE ACTIVITY	3RD	246	1960	60021
RAISON M	COMPT REND	235	1129	1952	52016
	PROC INTERN CONGR SURFACE ACTIVITY	1ST	1	1954	54004
	J CHIM PHYS	51	1	1954	54010
RALSTON AW	J AM CHEM SOC	64	2824	1942	42001
	J AM CHEM SOC	64	772	1942	42002
	J AM CHEM SOC	64	97	1942	42005
	J AM CHEM SOC	64	2067	1942	42008
	J AM CHEM SOC	64	498	1942	42009
	J AM CHEM SOC	65	976	1943	43002
	J AM CHEM SOC	65	328	1943	43009
	J AM CHEM SOC	68	2460	1946	46001
	J AM CHEM SOC	69	883	1947	47002
	J AM CHEM SOC	69	2095	1947	47003
	J AM CHEM SOC	70	977	1948	48014
	J AM CHEM SOC	70	980	1948	48019
	J AM CHEM SOC	70	2918	1948	48020
	J AM CHEM SOC	70	983	1948	48021
	J PHYS COLLOID CHEM	52	1494	1948	48023
	J AM CHEM SOC	70	436	1948	48027
	J AM CHEM SOC	71	2145	1949	49008
	J AM CHEM SOC	71	672	1949	49009
	J AM CHEM SOC	71	671	1949	49013
RAY A	J PHYS CHEM	67	190	1963	63032
	J PHYS CHEM	70	2138	1966	66004
	J PHYS CHEM	70	2144	1966	66005
	J PHYS CHEM	70	2150	1966	66006
REED RM	J AM CHEM SOC	57	570	1935	35006
	J AM CHEM SOC	58	322	1936	36006
REEVES RL	J PHYS CHEM	69	2357	1965	65030
REITMIER RE	J AM CHEM SOC	62	2375	1940	40001
REYNOLDS CA	J AM CHEM SOC	76	4300	1954	54014
RHODES CT	TRANS FARADAY SOC	61	1043	1965	65003
RICCIERI FM	J PHARM SCI	52	1011	1963	63024
	J PHARM SCI	54	919	1965	65010
ROBINS DC	J PHARM PHARMACOL	15	522	1963	63005
	J PHARM PHARMACOL	15	157	1963	63031
ROBINSON RU	J PHYS CHEM	56	701	1952	52013
ROBSON P	TRANS FARADAY SOC	62	987	1966	66015
ROE CP	J AM CHEM SOC	76	4703	1954	54013
ROSE GRF	CAN J CHEM ENGR	F28	213	1950	50010
ROSENBLUM C	J PHYS CHEM	46	662	1942	42003
ROSS J	IND ENG CHEM	36	610	1944	44001
ROSS S	J COLLOID SCI	8	385	1953	53007
	J COLLOID SCI	12	523	1957	57010
	J PHYS CHEM	61	1261	1957	57031
	J PHYS CHEM	63	1671	1959	59020
RUSH RM	J PHYS CHEM	68	81	1964	64017
SAITO S	BULL CHEM SOC JAPAN	30	186	1957	57023
SAITO T	J CHEM SOC JAPAN, PURE CHEM SEC	82	1512	1961	61010
SAKAI T	J CHEM SOC JAPAN, PURE CHEM SEC	82	1512	1961	61010
SAMIS CS	TRANS FARADAY SOC	32	795	1936	36001
	TRANS FARADAY SOC	34	1288	1938	38005
SASAKI H	BULL CHEM SOC JAPAN	30	186	1957	57023
	BULL CHEM SOC JAPAN	30	326	1957	57030
SATA N	BULL CHEM SOC JAPAN	26	177	1953	53006
SATAKE I	BULL CHEM SOC JAPAN	35	1050	1962	62033
	BULL CHEM SOC JAPAN	36	204	1963	63034
	BULL CHEM SOC JAPAN	36	813	1963	63035
SATANEK J	J AM OIL CHEMISTS SOC	38	169	1961	61006
SATO M	REV PHYS CHEM JAPAN	35	32	1965	65036
	J CHEM SOC JAPAN, PURE CHEM SEC	87	329	1966	66033
SAWYER WM	J PHYS CHEM	62	159	1958	58029
SCHICK MJ	J PHYS CHEM	61	1062	1957	57014
	J COLLOID SCI	17	801	1962	62019
	J PHYS CHEM	66	1326	1962	62020
	J PHYS CHEM	67	1796	1963	63026
	J AM OIL CHEMISTS SOC	40	680	1963	63027
	J COLLOID SCI	18	378	1963	63028
	J PHYS CHEM	68	3585	1964	64020
	J COLLOID SCI	20	464	1965	65011
	J AM OIL CHEMISTS SOC	43	133	1966	66001
	J AM OIL CHEMISTS SOC	43	681	1966	66025
SCHMID G	Z ELEKTROCHEM	44	651	1938	38004
SCHOLBERG HM	J PHYS CHEM	57	923	1953	53014
SCHOTT H	J PHYS CHEM	68	3612	1964	64004
	J PHYS CHEM	70	2966	1966	66036



*Author Index—Continued*

Author	Journal	Vol.	Pg.	Year	Reference No.
SCIBONA G	ANN CHIM (ROME)	52	1199	1962	62017
SCOTT AB	J AM CHEM SOC	65	692	1943	43003
	J AM CHEM SOC	65	698	1943	43004
SCOTT R	NATURE	167	195	1951	51012
SEARLES J	J PHYS CHEM	40	493	1936	36005
SEBBA F	ANAL CHEM	38	1926	1966	66024
SHAFFER PM	Z PHYSIK CHEM (FRANKFURT)	31	397	1962	62016
SHANE N	J PHYS CHEM	69	968	1965	65025
SHEAFFER VE	J PHYS CHEM	68	2818	1964	64037
SHEDLOVSKY L	IND ENG CHEM	36	610	1944	44001
	J PHYS CHEM	48	57	1944	44002
	J PHYS CHEM	67	2075	1963	63001
SHIGEHARA K	BULL CHEM SOC JAPAN	38	1700	1965	650
	BULL CHEM SOC JAPAN	39	2643	1966	66009
	BULL CHEM SOC JAPAN	39	2332	1966	66010
SHIGEHIRO F	KOGYO KAGAKU ZASSHI	68	1090	1965	65017
SHINODA K	J PHYS CHEM	58	1136	1954	54003
	J PHYS CHEM	58	541	1954	54005
	BULL FAC ENG, YOKOHAMA NAT UNIV	4	77	1955	55004
	J PHYS CHEM	59	432	1955	55007
	J PHYS CHEM	60	1439	1956	56003
	J PHYS CHEM	63	648	1959	59013
	BULL CHEM SOC JAPAN	34	237	1961	61008
	J COLLOID SCI	18	705	1963	63036
	J PHYS CHEM	68	1568	1964	64011
	J PHYS CHEM	70	3502	1966	66026
SHIRAHAMA K	BULL CHEM SOC JAPAN	38	373	1965	65020
SHIRAI M	BULL CHEM SOC JAPAN	28	545	1955	55010
	BULL CHEM SOC JAPAN	29	733	1956	56009
	BULL CHEM SOC JAPAN	30	411	1957	57015
	BULL CHEM SOC JAPAN	30	542	1957	57016
	BULL CHEM SOC JAPAN	31	467	1958	58007
SHISHIDO S	BULL CHEM SOC JAPAN	24	41	1951	51017
SHOLTES EH	J COLLOID SCI	1	385	1946	46020
SHUCK GR	J AM CHEM SOC	71	1325	1949	49004
SHUTE HL	TRANS FARADAY SOC	34	758	1938	38007
SIMON E	J CHEM PHYS	15	496	1947	47012
SINGER K	ANN REP PROGR CH M ( HI S. LONDON)	45	51	1948	48003
SINGLETERRY CR	J AM CHEM SOC	70	3965	1948	48017
	J COLLOID SCI	4	537	1949	49012
	J AM CHEM SOC	73	4574	1951	51007
	J PHYS CHEM	58	201	1954	54009
	J PHYS CHEM	60	1108	1956	56012
	J PHYS CHEM	60	1114	1956	56013
	J COLLOID SCI	12	465	1957	57026
	J COLLOID SCI	13	569	1958	58024
	J PHYS CHEM	62	1257	1958	58025
	WORLD PETROL CONGR, PROC	V 6	18	1959	59021
	J PHYS CHEM	68	3453	1964	64042
	J PHYS CH M	68	2709	1964	64044
SIRQIS EH	J PHYS CHEM	56	701	1952	52013
SIVERTZ V	J AM CHEM SOC	61	549	1939	39007
	J AM CHEM SOC	62	2375	1940	40001
SMEDS K	ACTA CHEM SCAND	6	441	1952	52006
SMITH FD	J AM OIL CHEMISTS SOC	40	538	1963	63013
SNELL FD	PROC INTERN CONGR SURFACE ACTIVITY	2ND		1957	57024
SOLINAS M	BIOCHEM BIOPHYS ACTA	88	415	1964	64031
	J PHYS CHEM	68	3624	1964	64032
SOMASUNDARAN P	J PHYS CHEM	68	3562	1964	64035
	TRANS SME AIME		321	1964	64038
SPARKS B	TRANS FARADAY SOC	62	3244	1966	66038
SPINGOLA F	J COLLOID SCI	20	732	1965	65012
STANLEY JS	PROC INTERN CONGR SURFACE ACTIVITY	3RD	246	1960	60021
STAUFF J	Z PHYSIK CHEM (LEIPZIG)	183	55	1939	39006
STEARNS RS	J CHEM PHYS	14	215	1946	46011
	J CHEM PHYS	14	214	1946	46017
	J CHEM PHYS	15	496	1947	47012
STEIGMAN J	J COLLOID SCI	20	732	1965	65012
	J PHYS CHEM	69	968	1965	65025
STERNBERG RJ	J POLYMER SCI	5	191	1950	50005
STEWART A	TRANS FARADAY SOC	31	208	1935	35003
STEWART JC	RES CORRESPONDENCE	7	1	1955	55018
STIRTON AJ	J PHYS CHEM	60	899	1956	56008
	J PHYS CHEM	62	1083	1958	58003
	J AM OIL CHEMISTS SOC	36	241	1959	59004
	J AM OIL CHEMISTS SOC	37	679	1960	60008
	J AM OIL CHEMISTS SOC	39	55	1962	62008
	J AM OIL CHEMISTS SOC	40	538	1963	63013
	J AM OIL CHEMISTS SOC	41	205	1964	64002
	J AM OIL CHEMISTS SOC	43	157	1966	66003
STOLL F	KOLLOID-Z	63	49	1933	33004

# Author Index—Continued

Author	Journal	Vol.	Pg.	Year	Reference No.
STRICKS W	J PHYS COLLOID CHEM	52	915	1948	48016
	J PHYS COLLOID CHEM	53	424	1949	49005
SURYANARAY.CV	NATURE	208	780	1965	65028
SWARBICK J	TRANS FARADAY SOC	61	1043	1965	65003
SZEGLOWSKI Z	ZESZYTY NAUK UNIW JAGIEL	211	199	1966	66034
	ZESZYTY NAUK UNIW JAGIEL	211	209	1966	66035
TACHIBANA T	J PHYS CHEM	66	363	1962	62024
TAMAKI K	BULL CHEM SOC JAPAN	31	467	1958	58007
TAMAMUSHI B	REP INST SCI TECH UNIV TOKYO	7	401	1953	53001
	BULL CHEM SOC JAPAN	28	545	1955	55010
	BULL CH M S J) )	9	733	1956	56009
	BULL CHEM SOC JAPAN	30	411	1957	57015
	BULL CHEM SOC JAPAN	30	542	1957	57016
	BULL CHEM SOC JAPAN	31	467	1958	58007
TARTAR HV	J AM CHEM SOC	57	570	1935	35006
	J AM CHEM SOC	58	322	1936	36006
	J AM CHEM SOC	60	544	1938	38008
	J AM CHEM SOC	61	539	1939	39002
	J AM CHEM SOC	61	549	1939	39007
	J AM CHEM SOC	61	544	1939	39010
	J AM CHEM SOC	62	2375	1940	40001
	J AM CHEM SOC	65	686	1943	43001
	J AM CHEM SOC	65	692	1943	43003
	J AM CHEM SOC	65	698	1943	43004
	J AM CHEM SOC	68	1490	1946	46003
	J AM CHEM SOC	70	1989	1948	48007
	J AM CHEM SOC	70	1992	1948	48012
	J AM CHEM SOC	73	5411	1951	51003
	J PHYS CHEM	59	1190	1955	55006
	J PHYS CHEM	59	1193	1955	55012
	J PHYS CHEM	59	1195	1955	55013
	J PHYS CHEM	59	1185	1955	55021
	J COLLOID SCI	14	115	1959	59010
	J COLLOID SCI	17	243	1962	62014
TATE JR	PROC ROY SOC	273	84	1963	63014
	TRANS FARADAY SOC	60	986	1964	64012
	TRANS FARADAY SOC	60	996	1964	64027
	TRANS FARADAY SOC	62	994	1966	66014
	TRANS FARADAY SOC	62	987	1966	66015
	TRANS FARADAY SOC	62	979	1966	66016
TAUBMAN AB	KHIM TEKHNOL	5	61	1960	60033
TAYLOR FH	PHIL TRANS ROY SOC LONDON, SER A	252	225	1960	60011
	TRANS FARADAY SOC	58	1233	1962	62004
TAYLOR H	J COLLOID SCI	19	495	1964	64050
THAKKAR AL	J PHARM SCI	54	1529	1965	65027
THIBAUT HG	J PHYS CHEM	56	701	1952	52013
THOMAS IL	J PHARM PHARMACOL	15	522	1963	63005
	J PHARM PHARMACOL	15	157	1963	63031
TOFIAS A	J PHYS CHEM	56	701	1952	52013
TOKIWA F	J CHEM SOC JAPAN, PURE CHEM SEC	82	1657	1961	61009
	J CHEM SOC JAPAN, PURE CHEM SEC	82	1512	1961	61010
	J CHEM SOC JAPAN, PURE CHEM SEC	82	1660	1961	61011
	BULL CHEM SOC JAPAN	34	1236	1961	61012
	J CHEM SOC JAPAN, PURE CHEM SEC	83	732	1962	62007
	BULL CHEM SOC JAPAN	35	1737	1962	62012
	BULL CHEM SOC JAPAN	35	240	1962	62022
	BULL CHEM SOC JAPAN	36	222	1963	63003
	BULL CHEM SOC JAPAN	36	1589	1963	63004
	BULL CHEM SOC JAPAN	36	281	1963	63007
	BULL CHEM SOC JAPAN	36	1585	1963	63023
	J CHEM EDUC	40	472	1963	63029
	BULL CHEM SOC JAPAN	37	1837	1964	64024
	J PHYS CHEM	68	2818	1964	64037
	BULL CHEM SOC JAPAN	38	751	1965	65014
	J PHYS CHEM	70	3437	1966	66027
TONG LKJ	J PHYS CHEM	69	2357	1965	65030
TORI K	J CHEM SOC JAPAN, PURE CHEM SEC	78	1573	1957	57020
	KOLLOID-Z	168	132	1960	60009
	KOLLOID-Z	189	50	1963	63008
	KOLLOID-Z	188	47	1963	63009
	KOLLOID-Z	187	44	1963	63010
	KOLLOID-Z	191	48	1963	63012
	KOLLOID-Z	194	143	1964	64015
TRAP HJL	KONINKI NED AKAD WETEN. PROC SER B	58	97	1955	55009
TREBBI GF	J PHYS CHEM	67	1987	1963	63017
	J AM OIL CHEMISTS SOC	41	231	1964	64013
	J PHYS CHEM	68	3592	1964	64014
	J COLLOID SCI	20	191	1965	65001
TSIKURINA NN	KOLLOID ZH	26	76	1964	64051
TUDDENHAM RF	J PHYS CHEM	66	1839	1962	62035



*Author Index—Continued*

Author	Journal	Vol.	Pg.	Year	Reference No.
TYUZYO K	BULL CHEM SOC JAPAN	26	177	1953	53006
	BULL CHEM SOC JAPAN	27	259	1954	54008
	BULL CHEM SOC JAPAN	31	117	1958	58026
	KOLLOID-Z	175	40	1961	61025
UBBELOHDE AR	J COLLOID SCI	8	424	1953	53008
ULEVITCH IN	J COLLOID SCI	9	382	1954	54006
V DEN TEMPEL M	PROC INTERN CONGR SURFACE ACTIVITY	3RD	248	1960	60022
V VOORST VA.F	PROC INTERN CONGR SURFACE ACTIVITY	3RD	276	1960	60013
	TRANS FARADAY SOC	56	1078	1960	60014
	PROC INTERN CONGR SURFACE ACTIVITY	3RD	248	1960	60022
	TRANS FARADAY SOC	56	1067	1960	60025
	TRANS FARADAY SOC	57	110	1961	61026
VASSILIADES T	J PHYS CHEM	65	1781	1961	61027
	J PHYS CHEM	65	1774	1961	61028
VEIS A	J COLLOID SCI	15	427	1960	60001
VENABLE RL	J PHYS CHEM	68	3498	1964	64001
VERGNOLLE J	MEM SERV CHIM ETAT (PARIS)	41	363	1956	56010
	PROC INTERN CONGR SURFACE ACTIVITY	2ND	395	1957	57017
VERMA SP	INDIAN J CHEM	3	441	1965	65021
VETTER RJ	J PHYS COLLOID CHEM	51	263	1947	47011
VINOGRAD JR	J AM CHEM SOC	63	670	1941	41005
VOEKS JF	J PHYS CHEM	59	1190	1955	55006
WACHS W	KOLLOID-Z	181	139	1962	62023
WAGNER E	PROC INTERN CONGR SURFACE ACTIVITY	3RD	27	1960	60017
WALKER T	TRANS FARADAY SOC	61	589	1965	65004
WALTON HF	J COLLOID SCI	1	385	1946	46020
WAN LSC	J PHARM SCI	55	1395	1966	66018
WARD AFH	J CHEM SOC		522	1939	39003
	PROC ROY SOC	176	412	1940	40004
WASIK SP	J RES NAT BUR STD A	68	359	1964	64043
WATARI Y	J SCI HIROSHIMA UNIV, SER A-II	28	41	1964	64036
WEATHERBURN AS	CAN J CHEM ENGR	F28	213	1950	50010
WEIL JK	J PHYS CHEM	60	899	1956	56008
	J PHYS CHEM	62	1083	1958	58003
	J AM OIL CHEMISTS SOC	36	241	1959	59004
	J AM OIL CHEMISTS SOC	37	679	1960	60008
	J AM OIL CHEMISTS SOC	39	55	1962	62008
	J AM OIL CHEMISTS SOC	40	538	1963	63013
	J AM OIL CHEMISTS SOC	41	205	1964	64002
	J AM OIL CHEMISTS SOC	43	157	1966	66003
WEINER ND	J PHARM SCI	54	436	1965	65026
WESTWELL AE	J PHYS CHEM	63	1022	1959	59011
	J PHYS CHEM	68	3490	1964	64018
WHEELER OL	J AM CHEM SOC	68	1490	1946	46003
	J AM CHEM SOC	70	1989	1948	48007
WHITE P	J COLLOID SCI	13	584	1958	58005
	TRANS FARADAY SOC	54	1638	1958	58006
	CAN J CHEM	37	2086	1959	59008
	TRANS FARADAY SOC	55	1025	1959	59012
	J PHYS CHEM	64	599	1960	60002
WILDER AG	J PHYS COLLOID CHEM	52	12	1948	48026
WILLIAMS DE	J POLYMER SCI	5	201	1950	50002
WILLIAMS EF	J COLLOID SCI	12	452	1957	57009
WILLIAMS G	ANN REP PROGR CHEM (CH. S. LONDON)	45	51	1948	48003
WILLIAMS RJ	TRANS FARADAY SOC	51	728	1955	55005
WINSLOW L	J PHYS CHEM	58	1124	1954	54012
	Z PHYSIK CHEM (FRANKFURT)	11	165	1957	57021
WINSOR PA	TRANS FARADAY SOC	44	463	1948	48008
	J PHYS CHEM	56	391	1952	52009
WOODBERRY N	J COLLOID SCI	12	452	1957	57009
WOODWARD RJ	J PHARM PHARMACOL	15	422	1963	63015
WRIGHT KA	J AM CHEM SOC	61	539	1939	39002
	J AM CHEM SOC	61	549	1939	39007
	J AM CHEM SOC	61	544	1939	39010
YAMAGUCHI T	BULL CHEM SOC JAPAN	34	237	1961	61008
YAMANAKA T	J PHYS CHEM	63	648	1959	59013
YANG JT	J PHYS CHEM	57	628	1953	53015
YODA O	J CHEM SOC JAPAN, PURE CHEM SEC	77	1236	1956	56020
	BULL CHEM SOC JAPAN	30	760	1957	57033
YOUNG HS	J AM CHEM SOC	71	309	1949	49017
YURZHENKO AI	COLLOID J (USSR)	14	243	1952	52018
	COLLOID J (USSR)	14	311	1952	52019
ZAKHAROVA NN	UKR KHIM ZH	28	611	1962	62038
ZOELLNER M	J PHYS CHEM	65	1804	1961	61001
ZOGRAFI G	J PHARM SCI	54	436	1965	65026
	J PHARM SCI	55	1345	1966	66017
ZUTRAUEN HA	J CHIM PHYS	53	62	1956	56017

# List of References

Reference No.	Authors			Journal	Vol.	Pg.	Year	No. of Entries from Reference	
27001	EKWALL P			ACTA ACAD ABOENSIS, MATH PHYS	4	1	1927	YIELDED	5 ENTRIES
27002	JONES E	BURY CR		PHIL MAG	4	841	1927	YIELDED	2 ENTRIES
28001	EKWALL P			KOLLOID-Z	45	291	1928	NO ENTRIES	
29001	GRINDLEY J	BURY CR		J CHEM SOC		679	1929	YIELDED	5 ENTRIES
30001	DAVIES DG	BURY CR		J CHEM SOC		2263	1930	YIELDED	1 ENTRIES
32001	EKWALL P			KOLLOID-Z	161	195	1932	YIELDED	5 ENTRIES
33001	EKWALL P			ACTA ACAD ABOENSIS, MATH PHYS	7	3	1933	NO ENTRIES	
33002	EKWALL P			ACTA ACAD ABOENSIS, MATH PHYS	7	3	1933	NO ENTRIES	
33003	LOTTERMOSER A	PUSCHEL F		KOLLOID-Z	63	175	1933	NO ENTRIES	
33004	LOTTERMOSER A	STOLL F		KOLLOID-Z	63	49	1933	NO ENTRIES	
34001	MALSCH J	HARTLEY GS		Z PHYSIK CHEM (LEIPZIG)	170	321	1934	YIELDED	1 ENTRIES
35001	MURRAY RC	HARTLEY GS		TRANS FARADAY SOC	31	183	1935	YIELDED	1 ENTRIES
35002	LOTTERMOSER A	GIESE E		KOLLOID-Z	73	276	1935	NO ENTRIES	
35003	STEWART A	BUNBURY HM		TRANS FARADAY SOC	31	208	1935	NO ENTRIES	
35004	LOTTERMOSER A			TRANS FARADAY SOC	31	200	1935	NO ENTRIES	
35005	POWNEY J			TRANS FARADAY SOC	31	1510	1935	NO ENTRIES	
35006	REED RM	TARTAR HV		J AM CHEM SOC	57	570	1935	NO ENTRIES	
35007	MCBAIN JW	BETZ MD		J AM CHEM SOC	57	1905	1935	NO ENTRIES	
35008	BURY CR	PARRY CA		J CHEM SOC		626	1935	YIELDED	2 ENTRIES
36001	HARTLEY GS	COLLIE B	SAMIS CS	TRANS FARADAY SOC	32	795	1936	YIELDED	5 ENTRIES
36002	HARTLEY GS			J AM CHEM SOC	58	2347	1936	YIELDED	8 ENTRIES
36003	EKWALL P			KOLLOID-Z	77	320	1936	NO ENTRIES	
36004	ADAM NK			TRANS FARADAY SOC	32	653	1936	NO ENTRIES	
36005	MCBAIN JW	SEARLES J		J PHYS CHEM	40	493	1936	NO ENTRIES	
36006	REED RM	TARTAR HV		J AM CHEM SOC	58	322	1936	NO ENTRIES	
37001	EKWALL P			KOLLOID-Z	80	77	1937	NO ENTRIES	
37003	POWNEY J	ADDISON CC		TRANS FARADAY SOC	33	851	1937	NO ENTRIES	
37004	LOTTERMOSER A	FROTSCHER H		KOLLOID-BEIH.	45	303	1937	NO ENTRIES	
37005	LONG FA	NUTTING CC	HARKINS WD	J AM CHEM SOC	59	2197	1937	NO ENTRIES	
38001	HARTLEY GS			J CHEM SOC		1968	1938	YIELDED	4 ENTRIES
38002	EKWALL P			KOLLOID-Z	84	284	1938	NO ENTRIES	
38003	HARTLEY GS			NATURE	142	161	1938	NO ENTRIES	
38004	SCHMID G	LARSEN EC		Z ELEKTROCHEM	44	651	1938	NO ENTRIES	
38005	SAMIS CS	HARTLEY GS		TRANS FARADAY SOC	34	1288	1938	NO ENTRIES	
38006	POWNEY J	ADDISON CC		TRANS FARADAY SOC	34	372	1938	YIELDED	7 ENTRIES
38007	ADAM NK	SHUTE HL		TRANS FARADAY SOC	34	758	1938	NO ENTRIES	
38008	HOULTON HG	TARTAR HV		J AM CHEM SOC	60	544	1938	NO ENTRIES	
39001	HARTLEY GS			TRANS FARADAY SOC	35	1109	1939	NO ENTRIES	
39002	TARTAR HV	WRIGHT KA		J AM CHEM SOC	61	539	1939	YIELDED	5 ENTRIES
39003	WARD AFH			J CHEM SOC		522	1939	NO ENTRIES	
39004	EKWALL P			FINSKA KEMISTSAMFUNDETS MEDD	1	8	1939	NO ENTRIES	
39005	HARTLEY GS			KOLLOID-Z	88	22	1939	NO ENTRIES	
39006	STAUFF J			Z PHYSIK CHEM (LEIPZIG)	183	55	1939	YIELDED	5 ENTRIES
39007	WRIGHT KA	ABBOTT AD	SIVERTZ V	J AM CHEM SOC	61	549	1939	YIELDED	12 ENTRIES
	TARTAR HV								
39008	HARTLEY GS			J CHEM SOC		1828	1939	NO ENTRIES	
39009	HESS K	PHILIPPOFF W	KIESSIG H	KOLLOID-Z	88	40	1939	YIELDED	9 ENTRIES
39010	WRIGHT KA	TARTAR HV		J AM CHEM SOC	61	544	1939	NO ENTRIES	
39011	MCBAIN MEL	DYE WB	JOHNSTON SA	J AM CHEM SOC	61	3210	1939	YIELDED	7 ENTRIES
40001	TARTAR HV	SIVERTZ V	REITMIER RE	J AM CHEM SOC	62	2375	1940	NO ENTRIES	
40002	EKWALL P			KOLLOID-Z	92	141	1940	NO ENTRIES	
40003	EKWALL P			TEK FOREN FINLAND FORH	10	1	1940	YIELDED	4 ENTRIES
40004	WARD AFH			PROC ROY SOC	176	412	1940	YIELDED	8 ENTRIES
40005	NUTTING GC	LONG FA	HARKINS WD	J AM CHEM SOC	62	1496	1940	NO ENTRIES	
41001	HARTLEY GS			TRANS FARADAY SOC	37	130	1941	NO ENTRIES	
41002	EKWALL P	LINDSTROM RE		MEDD. ABO AKAD. FYS. KEM. IN.	SP	NO	3	1941	NO ENTRIES
41003	EKWALL P			KOLLOID-Z	97	71	1941	YIELDED	2 ENTRIES
41004	EKWALL P	LINDSTROM RE		KOLLOID-Z	94	42	1941	YIELDED	1 ENTRIES
41005	MCBAIN JW	MERRILL RC JR	VINOGRAD JR	J AM CHEM SOC	63	670	1941	NO ENTRIES	
41006	NUTTING GC	LONG FA		J AM CHEM SOC	63	84	1941	NO ENTRIES	
42001	HOERR CW	RALSTON AW		J AM CHEM SOC	64	2824	1942	NO ENTRIES	
42002	RALSTON AW	HOERR CW		J AM CHEM SOC	64	772	1942	YIELDED	7 ENTRIES
42003	HAFFNER FD	PICCIONE CA	ROSENBLUM C	J PHYS CHEM	46	662	1942	YIELDED	8 ENTRIES
42004	EKWALL P			KOLLOID-Z	101	135	1942	YIELDED	10 ENTRIES
42005	RALSTON AW	HOERR CW	HOFFMAN EJ	J AM CHEM SOC	64	97	1942	NO ENTRIES	
42006	MERRILL RC JR	MCBAIN JW		J PHYS CHEM	46	10	1942	NO ENTRIES	
42007	MCBAIN JW	MERRILL RC JR		IND ENG CHEM	34	915	1942	NO ENTRIES	
42008	HOFFMAN EJ	BOYD GE	RALSTON AW	J AM CHEM SOC	64	2067	1942	NO ENTRIES	
42009	HOFFMAN EJ	BOYD GE	RALSTON AW	J AM CHEM SOC	64	498	1942	NO ENTRIES	
43001	PAQUETTE RG	LINGAFELTER EC	TARTAR HV	J AM CHEM SOC	65	686	1943	YIELDED	8 ENTRIES
43002	HOERR CW	RALSTON AW		J AM CHEM SOC	65	976	1943	NO ENTRIES	
43003	SCOTT AB	TARTAR HV		J AM CHEM SOC	65	692	1943	YIELDED	10 ENTRIES
43004	SCOTT AB	TARTAR HV	LINGAFELTER EC	J AM CHEM SOC	65	698	1943	YIELDED	2 ENTRIES
43005	EKWALL P	HARVA O		FINSKA KEMISTSAMFUNDETS MEDD	25	257	1943	NO ENTRIES	
43006	MCBAIN JW	BRADY AP		J AM CHEM SOC	65	2072	1943	YIELDED	2 ENTRIES



## List of References—Continued

Reference No.	Authors	Journal	Vol.	Pg.	Year	No. of Entries from Reference
43007	MCBAIN ML	J PHYS CHEM	47	196	1943	NO ENTRIES
43008	MCBAIN JW	J PHYS CHEM	47	94	1943	NO ENTRIES
43009	HOERR CW	J AM CHEM SOC	65	328	1943	NO ENTRIES
44001	DREGER EE SHEDLOVSKY L	IND ENG CHEM ROSS J	36	610	1944	NO ENTRIES
44002	MILES GD	J PHYS CHEM	48	57	1944	NO ENTRIES
44003	MCBAIN JW	J AM CHEM SOC	66	9	1944	NO ENTRIES
45001	GONICK E	J AM CHEM SOC	67	1191	1945	NO ENTRIES
45002	MILES GD	J PHYS CHEM	49	71	1945	NO ENTRIES
46001	RALSTON AW	J AM CHEM SOC	68	2460	1946	YIELDED 6 ENTRIES
46002	CORRIN ML	J CHEM PHYS	14	216	1946	YIELDED 3 ENTRIES
46003	LINGAFELTER EC	J AM CHEM SOC	68	1490	1946	NO ENTRIES
46004	CORRIN ML	J CHEM PHYS	14	640	1946	YIELDED 11 ENTRIES
46005	CORRIN ML	J CHEM PHYS	14	641	1946	YIELDED 5 ENTRIES
46006	KOLTHOFF IM	J PHYS CHEM	50	440	1946	YIELDED 5 ENTRIES
46007	KLEVENS HB	J CHEM PHYS	14	742	1946	YIELDED 8 ENTRIES
46008	GONICK E	J COLLOID SCI	1	127	1946	YIELDED 1 ENTRIES
46009	GONICK E	J COLLOID SCI	1	393	1946	NO ENTRIES
46010	CORRIN ML	J CHEM PHYS	14	480	1946	YIELDED 7 ENTRIES
46011	HARKINS WD	J CHEM PHYS	14	215	1946	NO ENTRIES
46012	KLEVENS HB	J CHEM PHYS	14	567	1946	YIELDED 2 ENTRIES
46013	HARKINS WD	J AM CHEM SOC	68	220	1946	NO ENTRIES
46014	HARKINS WD	J COLLOID SCI	1	105	1946	NO ENTRIES
46015	CORRIN ML	J COLLOID SCI	1	469	1946	YIELDED 37 ENTRIES
46016	GONICK E	REC TRAV CHIM	65	601	1946	YIELDED 1 ENTRIES
46017	STEARNS RS	J CHEM PHYS	14	214	1946	NO ENTRIES
46018	EVERS EC	J AM CHEM SOC	68	1137	1946	NO ENTRIES
46019	GONICK E	J AM CHEM SOC	68	177	1946	YIELDED 2 ENTRIES
46020	WALTON HF	J COLLOID SCI	1	385	1946	NO ENTRIES
46021	ADAM NK	PANKHURST KGA	42	523	1946	NO ENTRIES
46022	MCBAIN JW	J AM CHEM SOC	68	731	1946	NO ENTRIES
47001	BROWN GL	J AM CHEM SOC	69	1835	1947	NO ENTRIES
47002	RALSTON AW	J AM CHEM SOC	69	883	1947	NO ENTRIES
47003	RALSTON AW	J AM CHEM SOC	69	2095	1947	YIELDED 7 ENTRIES
47004	KLEVENS HB	J PHYS COLLOID CHEM	51	114	1947	YIELDED 27 ENTRIES
47005	KLEVENS HB	J COLLOID SCI	2	301	1947	YIELDED 19 ENTRIES
47006	HARKINS WD	J AM CHEM SOC	69	679	1947	YIELDED 14 ENTRIES
47007	GONICK E	J AM CHEM SOC	69	334	1947	YIELDED 2 ENTRIES
47008	HARKINS WD	J CHEM PHYS	15	763	1947	NO ENTRIES
47009	HARKINS WD	J AM CHEM SOC	69	1428	1947	NO ENTRIES
47010	CORRIN ML	J AM CHEM SOC	69	683	1947	YIELDED 106 ENTRIES
47011	VETTER RJ	J PHYS COLLOID CHEM	51	263	1947	YIELDED 2 ENTRIES
47012	STEARNS RS	J CHEM PHYS	15	496	1947	NO ENTRIES
47013	HARKINS WD	J PHYS COLLOID CHEM	51	636	1947	YIELDED 6 ENTRIES
48001	CARR CW	ANN REP PROGR CHEM (CH. S. LONDON)	45	5	1948	NO ENTRIES
48002	DAINTON FS	ANN REP PROGR CHEM (CH. S. LONDON)	45	33	1948	NO ENTRIES
48003	HARTLEY GS	ANN REP PROGR CHEM (CH. S. LONDON)	45	51	1948	NO ENTRIES
48004	WILLIAMS G	J COLLOID SCI	3	511	1948	YIELDED 10 ENTRIES
48005	BRADY AP	J PHYS COLLOID CHEM	52	130	1948	YIELDED 68 ENTRIES
48006	KLEVENS HB	J COLLOID SCI	3	407	1948	NO ENTRIES
48007	DEBYE P	J AM CHEM SOC	70	1989	1948	YIELDED 1 ENTRIES
48008	NEFF LL	J AM CHEM SOC	70	1989	1948	YIELDED 1 ENTRIES
48009	LINGAFELTER EC	TRANS FARADAY SOC	44	463	1948	YIELDED 23 ENTRIES
48010	WINSOR PA	J COLLOID SCI	3	425	1948	YIELDED 5 ENTRIES
48011	CUSHMAN A	J AM CHEM SOC	70	3803	1948	YIELDED 7 ENTRIES
48012	GRIEGER PF	J PHYS COLLOID CHEM	52	881	1948	YIELDED 10 ENTRIES
48013	FINEMAN MN	J AM CHEM SOC	70	1992	1948	YIELDED 2 ENTRIES
48014	GREGORY NW	J COLLOID SCI	3	333	1948	NO ENTRIES
48015	CORRIN ML	J AM CHEM SOC	70	977	1948	YIELDED 1 ENTRIES
48016	RALSTON AW	J AM CHEM SOC	70	3838	1948	NO ENTRIES
48017	MCBAIN JW	J PHYS COLLOID CHEM	52	915	1948	YIELDED 19 ENTRIES
48018	KOLTHOFF IM	J AM CHEM SOC	70	3965	1948	NO ENTRIES
48019	ARKIN L	NATURWISSENSCHAFTEN	35	344	1948	YIELDED 1 ENTRIES
48020	EXNER ML	J AM CHEM SOC	70	980	1948	NO ENTRIES
48021	RALSTON AW	J AM CHEM SOC	70	2918	1948	YIELDED 9 ENTRIES
48022	RALSTON AW	J AM CHEM SOC	70	983	1948	YIELDED 4 ENTRIES
48023	RALSTON AW	J PHYS COLLOID CHEM	3	57	1948	YIELDED 2 ENTRIES
48024	BRADY AP	J PHYS COLLOID CHEM	52	1494	1948	YIELDED 9 ENTRIES
48025	RALSTON AW	J PHYS COLLOID CHEM	52	774	1948	YIELDED 76 ENTRIES
48026	GETTY R	J PHYS COLLOID CHEM	52	22	1948	YIELDED 6 ENTRIES
48027	KOLTHOFF IM	J PHYS COLLOID CHEM	52	12	1948	NO ENTRIES
48028	MCBAIN JW	J AM CHEM SOC	70	436	1948	YIELDED 6 ENTRIES
48029	RALSTON AW	J AM CHEM SOC	70	3049	1948	YIELDED 17 ENTRIES
49001	EVERS EC	ANN N Y ACAD SCI	51	575	1949	YIELDED 8 ENTRIES
49002	DEBYE P	J PHYS COLLOID CHEM	53	1	1949	NO ENTRIES
49003	DEBYE P	J AM OIL CHEMISTS SOC	26	456	1949	NO ENTRIES
49004	KLEVENS HB	J AM CHEM SOC	71	1325	1949	YIELDED 3 ENTRIES
49005	SHUCK GR	J AM CHEM SOC	71	1325	1949	YIELDED 3 ENTRIES

# List of References—Continued

Refer- ence No.	Authors		Journal	Vol.	Pg.	Year	No. of Entries from Reference	
49005	KOLTHOFF IM	STRICKS W	J PHYS COLLOID CHEM	53	424	1949	YIELDED	49 ENTRIES
49006	HARKINS WD	MITTELMANN R CORRIN ML	J PHYS COLLOID CHEM	53	1350	1949	YIELDED	41 ENTRIES
49007	HARKINS WD	MITTELMANN R	J COLLOID SCI	4	367	1949	NO ENTRIES	
49008	RALSTON AW	EGGENBERGER DN BROOME FK	J AM CHEM SOC	71	2145	1949	YIELDED	45 ENTRIES
49009	RALSTON AW	EGGENBERGER DN HARWOOD HJ	J AM CHEM SOC	71	672	1949	YIELDED	1 ENTRIES
49010	HARTLEY GS		NATURE	163	767	1949	NO ENTRIES	
49011	HARKINS WD	OPPENHEIMER H	J AM CHEM SOC	71	808	1949	NO ENTRIES	
49012	ARKIN L	SINGLETERRY CR	J COLLOID SCI	4	537	1949	NO ENTRIES	
49013	RALSTON AW	BROOME FK HARWOOD HJ	J AM CHEM SOC	71	671	1949	YIELDED	4 ENTRIES
49014	BROWN GL	GRIEGER PF KRAUS CA	J AM CHEM SOC	71	95	1949	YIELDED	22 ENTRIES
49015	ADCOCK WA	COLE RH	J AM CHEM SOC	71	2835	1949	NO ENTRIES	
49017	YOUNG HS	GRIEGER PF KRAUS CA	J AM CHEM SOC	71	309	1949	YIELDED	15 ENTRIES
49018	GRIEGER PF	KRAUS CA	J AM CHEM SOC	71	1455	1949	YIELDED	2 ENTRIES
50001	DEBYE P		AN. R. SOC ESPAN FIS QUIM (MADRID)	46	335	1950	NO ENTRIES	
50002	CARR CW	KOLTHOFF IM MEEHAN EJ	J POLYMER SCI	5	201	1950	NO ENTRIES	
	WILLIAMS DE							
50003	KLEVENS HB		J PHYS COLLOID CHEM	54	1012	1950	YIELDED	30 ENTRIES
50004	KLEVENS HB		J AM CHEM SOC	72	3780	1950	NO ENTRIES	
50005	CARR CW	KOLTHOFF IM MEEHAN EJ	J POLYMER SCI	5	191	1950	NO ENTRIES	
	STERNBERG RJ							
50006	KLEVENS HB		ANAL CHEM	22	1141	1950	NO ENTRIES	
50007	KLEVENS HB		CHEM REV	47	1	1950	NO ENTRIES	
50008	HERZFELD SH	CORRIN ML HARKINS WD	J PHYS COLLOID CHEM	54	271	1950	YIELDED	98 ENTRIES
50009	GOTTE E		KOLLOID-Z	117	42	1950	NO ENTRIES	
50010	WEATHERBURN AS	ROSE GRF BAYLEY CH	CAN J CHEM ENGR	F28	213	1950	NO ENTRIES	
50011	HARKINS WD		SCI MONTHLY	70	220	1950	NO ENTRIES	
50012	COLICHMAN EL		J AM CHEM SOC	72	4036	1950	YIELDED	38 ENTRIES
50013	KUHN DW	KRAUS CA	J AM CHEM SOC	72	3676	1950	NO ENTRIES	
51001	DEBYE P	ANACKER EW	J PHYS COLLOID CHEM	55	644	1951	YIELDED	1 ENTRIES
51002	KOLTHOFF IM	JOHNSON WF	J AM CHEM SOC	73	4563	1951	NO ENTRIES	
51003	LELONG ALM	TARTAR HV LINGAFELTER EC	J AM CHEM SOC	73	5411	1951	YIELDED	10 ENTRIES
	OLOANE JK	CADLE RD						
51004	HUFF H	MCBAIN JW BRADY AP	J PHYS COLLOID CHEM	55	311	1951	YIELDED	29 ENTRIES
51005	LANGE H		KOLLOID-Z	121	66	1951	YIELDED	94 ENTRIES
51006	EGGENBERGER DN	HARWOOD HJ	J AM CHEM SOC	73	3353	1951	YIELDED	8 ENTRIES
51007	SINGLETERRY CR	ARKIN L	J AM CHEM SOC	73	4574	1951	NO ENTRIES	
51008	COLICHMAN EL		J AM CHEM SOC	73	3385	1951	YIELDED	15 ENTRIES
51009	MCDOWELL MJ	KRAUS CA	J AM CHEM SOC	73	2173	1951	YIELDED	5 ENTRIES
51010	HARKINS WD	KRIZEK H CORRIN ML	J COLLOID SCI	6	576	1951	YIELDED	6 ENTRIES
51011	HENNE AL	FOX CJ	J AM CHEM SOC	73	2323	1951	NO ENTRIES	
51012	SCOTT R	BOLAM TR	NATURE	167	195	1951	NO ENTRIES	
51013	DAGGETT HM JR	BAIR EJ KRAUS CA	J AM CHEM SOC	73	799	1951	NO ENTRIES	
51014	BAIR EJ	KRAUS CA	J AM CHEM SOC	73	1129	1951	NO ENTRIES	
51016	MCDOWELL MJ	KRAUS CA	J AM CHEM SOC	73	2170	1951	NO ENTRIES	
51017	SHISHIDO S		BULL CHEM SOC JAPAN	24	41	1951	NO ENTRIES	
51018	NAKAGAKI M		J CHEM SOC JAPAN, PURE CHEM SEC	72	113	1951	NO ENTRIES	
52001	CELLA JA	EGGENBERGER DN NOEL DR	J AM CHEM SOC	74	2061	1952	YIELDED	14 ENTRIES
	HARRIMAN LA	HARWOOD HJ						
52002	KOLTHOFF IM	JOHNSON WF	J AM CHEM SOC	74	20	1952	NO ENTRIES	
52003	JOHNSON WF	KOLTHOFF IM	J AM CHEM SOC	74	22	1952	NO ENTRIES	
52004	KLEVENS HB		MEM SERV CHIM ETAT (PARIS)	37	13	1952	NO ENTRIES	
52005	KLEVENS HB		J AM CHEM SOC	74	4624	1952	NO ENTRIES	
52006	EKWALL P	SMEDS K	ACTA CHEM SCAND	6	441	1952	NO ENTRIES	
52007	EKWALL P	HASAN A DANIELSSON I	ACTA CHEM SCAND	6	440	1952	NO ENTRIES	
52008	KLEVENS HB		KOLLOID-Z	128	61	1952	NO ENTRIES	
52009	WINSOR PA		J PHYS CHEM	56	391	1952	NO ENTRIES	
52011	BURY CR	BROWNING J	TRANS FARADAY SOC	48	209	1952	YIELDED	3 ENTRIES
52013	BROWN AS	ROBINSON RU SIROIS EH	J PHYS CHEM	56	701	1952	YIELDED	3 ENTRIES
	THIBAUT HG	MCNEILL W TOFIAS A						
52014	MEADER AL	FRIES BA	IND ENG CHEM	44	1636	1952	NO ENTRIES	
52015	HERZFELD SH		J PHYS CHEM	56	953	1952	YIELDED	20 ENTRIES
52016	RAISON M		COMPT REND	235	1129	1952	YIELDED	10 ENTRIES
52017	HERZFELD SH		J PHYS CHEM	56	959	1952	YIELDED	108 ENTRIES
52018	YURZHENKO AI	KUCHER RV	COLLOID J (USSR)	14	243	1952	YIELDED	3 ENTRIES
52019	YURZHENKO AI	KUCHER RV	COLLOID J (USSR)	14	311	1952	NO ENTRIES	
53001	TAMAMUSHI B	NAKADATE S	REP INST SCI TECH UNIV TOKYO	7	401	1953	YIELDED	2 ENTRIES
53002	ANACKER EW		J COLLOID SCI	8	402	1953	YIELDED	5 ENTRIES
53003	ARRINGTON CH	PATTERSON GD	J PHYS CHEM	57	247	1953	YIELDED	13 ENTRIES
53004	FLOCKHART BD	GRAHAM H	J COLLOID SCI	8	105	1953	YIELDED	5 ENTRIES
53005	LANGE H		KOLLOID-Z	131	96	1953	YIELDED	21 ENTRIES
53006	SATA N	TYUZYO K	BULL CHEM SOC JAPAN	26	177	1953	YIELDED	11 ENTRIES
53007	ROSS S	KWARTLER CE BAILEY JH	J COLLOID SCI	8	385	1953	YIELDED	19 ENTRIES
53008	FLOCKHART BD	UBBELOHDE AR	J COLLOID SCI	8	424	1953	YIELDED	29 ENTRIES
53009	KUSHNER LM	HUBBARD WD	J PHYS CHEM	57	808	1953	NO ENTRIES	
53010	KLEVENS HB		J AM OIL CHEMISTS SOC	30	74	1953	YIELDED	31 ENTRIES
53011	KRAUS CA		PROC NAT ACAD SCI U S	39	1213	1953	NO ENTRIES	
53012	GODDARD ED	HARVA O JONES TG	TRANS FARADAY SOC	49	980	1953	YIELDED	61 ENTRIES
53013	LAL H		J COLLOID SCI	8	414	1953	NO ENTRIES	
53014	SCHOLBERG HM	GUENTHNER RA COON RI	J PHYS CHEM	57	923	1953	NO ENTRIES	
53015	YANG JT	FOSTER JF	J PHYS CHEM	57	628	1953	YIELDED	2 ENTRIES



# List of References – Continued

Reference No.	Authors	Journal	Vol.	Pg.	Year	No. of Entries from Reference
54001	PILPEL N	J COLLOID SCI	9	285	1954	NO ENTRIES
54002	KUSHNER LM	J PHYS CHEM	58	1163	1954	NO ENTRIES
54003	SHINODA K	J PHYS CHEM	58	1136	1954	YIELDED 57 ENTRIES
54004	KLEVEN HB	PROC INTERN CONGR SURFACE ACTIVITY	1ST	1	1954	YIELDED 25 ENTRIES
54005	SHINODA K	J PHYS CHEM	58	541	1954	YIELDED 139 ENTRIES
54006	MARON SH	J COLLOID SCI	9	382	1954	YIELDED 10 ENTRIES
54007	GOTTE E	FETTE, SEIFEN, ANSTRICHMI	56	583	1954	NO ENTRIES
54008	OKUYAMA H	BULL CHEM SOC JAPAN	27	259	1954	YIELDED 3 ENTRIES
54009	HONIG JG	J PHYS CHEM	58	201	1954	NO ENTRIES
54010	KLEVEN HB	J CHIM PHYS	51	1	1954	YIELDED 25 ENTRIES
54011	COHEN I	J COLLOID SCI	9	243	1954	NO ENTRIES
54012	HUTCHINSON E	J PHYS CHEM	58	1124	1954	NO ENTRIES
54013	ROE CP	J AM CHEM SOC	76	4703	1954	YIELDED 4 ENTRIES
54014	HUBBARD HM	J AM CHEM SOC	76	4300	1954	NO ENTRIES
54015	HIGUCHI T	J AM PHARM ASSOC	43	465	1954	NO ENTRIES
55001	HERMANS JJ	KONINKI NED AKAD WETEN. PROC SER B	58	91	1955	NO ENTRIES
55002	PRINS W	J PHYS CHEM	59	576	1955	NO ENTRIES
55003	KUSHNER LM	J COLLOID SCI	10	428	1955	YIELDED 6 ENTRIES
55004	SHINODA K	BULL FAC ENG, YOKOHAMA NAT UNIV	4	77	1955	YIELDED 167 ENTRIES
55005	WILLIAMS RJ	TRANS FARADAY SOC	51	728	1955	YIELDED 17 ENTRIES
55006	VOEKS JF	J PHYS CHEM	59	1190	1955	YIELDED 2 ENTRIES
55007	SHINODA K	J PHYS CHEM	59	432	1955	YIELDED 39 ENTRIES
55008	LIN W	BULL CHEM SOC JAPAN	28	227	1955	YIELDED 20 ENTRIES
55009	TRAP HJL	KONINKI NED AKAD WETEN. PROC SER B	58	97	1955	YIELDED 34 ENTRIES
55010	SHIRAI M	BULL CHEM SOC JAPAN	28	545	1955	NO ENTRIES
55011	GODDARD ED	RES CORRESPONDENCE	8	1	1955	NO ENTRIES
55012	ABBOTT AD	J PHYS CHEM	59	1193	1955	NO ENTRIES
55013	TARTAR HV	J PHYS CHEM	59	1195	1955	NO ENTRIES
55014	PHILLIPS JN	J PHYS CHEM	59	325	1955	NO ENTRIES
55015	MUKERJEE P	J AM CHEM SOC	77	2937	1955	YIELDED 8 ENTRIES
55016	MYSELS KJ	J COLLOID SCI	10	507	1955	NO ENTRIES
55017	KLEVEN HB	NATURE	176	879	1955	NO ENTRIES
55018	GODDARD ED	RES CORRESPONDENCE	7	1	1955	YIELDED 2 ENTRIES
55019	KITAHARA A	BULL CHEM SOC JAPAN	28	234	1955	NO ENTRIES
55020	HSIAO L	J PHYS CHEM	59	362	1955	NO ENTRIES
55021	TARTAR HV	J PHYS CHEM	59	1185	1955	YIELDED 11 ENTRIES
55022	FULLER GW	J COLLOID SCI	10	403	1955	NO ENTRIES
55023	MCBAIN MEL	J COLLOID SCI	10	223	1955	NO ENTRIES
55024	PHILLIPS JN	TRANS FARADAY SOC	51	561	1955	NO ENTRIES
55025	ERIKSON JA	J COLLOID SCI	10	71	1955	NO ENTRIES
55026	GRIESS W	FETTE, SEIFEN, ANSTRICHMI	57	236	1955	NO ENTRIES
55027	GRIESS W	FETTE, SEIFEN, ANSTRICHMI	57	168	1955	NO ENTRIES
55028	GRIESS W	FETTE, SEIFEN, ANSTRICHMI	57	24	1955	YIELDED 15 ENTRIES
56001	KLEVEN HB	J PHYS CHEM	60	1245	1956	YIELDED 25 ENTRIES
56002	DORST W	KONINKI NED AKAD WETEN. PROC SER B	59	190	1956	YIELDED 20 ENTRIES
56003	SHINODA K	J PHYS CHEM	60	1439	1956	YIELDED 5 ENTRIES
56004	PILPEL N	J PHYS CHEM	60	779	1956	NO ENTRIES
56005	LU DLUM DB	J PHYS CHEM	60	1240	1956	YIELDED 6 ENTRIES
56006	EVANS HC	J CHEM SOC	579		1956	YIELDED 32 ENTRIES
56007	PRINS W	KONINKI NED AKAD WETEN. PROC SER B	59	162	1956	NO ENTRIES
56008	WEIL JK	J PHYS CHEM	60	899	1956	YIELDED 31 ENTRIES
56009	SHIRAI M	BULL CHEM SOC JAPAN	29	733	1956	NO ENTRIES
56010	KLEVEN HB	MEM SERV CHIM ETAT (PARIS)	41	363	1956	YIELDED 5 ENTRIES
56011	PRINS W	KONINKI NED AKAD WETEN. PROC SER B	59	298	1956	YIELDED 13 ENTRIES
56012	HONIG JG	J PHYS CHEM	60	1108	1956	NO ENTRIES
56013	HONIG JG	J PHYS CHEM	60	1114	1956	NO ENTRIES
56014	HSIAO L	J PHYS CHEM	60	657	1956	YIELDED 25 ENTRIES
56015	KITAHARA A	BULL CHEM SOC JAPAN	29	15	1956	NO ENTRIES
56016	FAVA A	J PHYS CHEM	60	890	1956	YIELDED 3 ENTRIES
56017	ZUTRAUEN HA	J CHIM PHYS	53	62	1956	NO ENTRIES
56018	HARVA O	REC TRAV CHIM	75	112	1956	YIELDED 43 ENTRIES
56019	ADDISON CC	J CHEM SOC	3229		1956	YIELDED 13 ENTRIES
56020	MEGURO K	J CHEM SOC JAPAN, PURE CHEM SEC	77	1236	1956	YIELDED 10 ENTRIES
57001	MATIJEVIC E	CROAT CHEM ACTA	29	431	1957	NO ENTRIES
57002	GODDARD ED	J PHYS CHEM	61	593	1957	NO ENTRIES
57003	KUSHNER LM	J PHYS CHEM	61	371	1957	NO ENTRIES
57004	HOYER HW	J PHYS CHEM	61	818	1957	YIELDED 5 ENTRIES
57005	LIN W	J CHINESE CHEM SOC	4	28	1957	YIELDED 2 ENTRIES
57006	KUSHNER LM	J RES NAT BUR STD A	59	113	1957	YIELDED 19 ENTRIES
57007	CARRINGTON RAG	J CHEM SOC	1701		1957	NO ENTRIES
57008	LIN W	J CHINESE CHEM SOC	4	21	1957	NO ENTRIES
57009	WILLIAMS EF	J COLLOID SCI	12	452	1957	YIELDED 6 ENTRIES
57010	ROSS S	J COLLOID SCI	12	523	1957	YIELDED 1 ENTRIES
57011	GODDARD ED	CAN J CHEM	35	986	1957	YIELDED 30 ENTRIES
57012	GERSHMAN JW	J PHYS CHEM	61	581	1957	YIELDED 17 ENTRIES
57013	FLOCKHART BD	J COLLOID SCI	12	557	1957	YIELDED 33 ENTRIES
57014	SCHICK MJ	J PHYS CHEM	61	1062	1957	YIELDED 57 ENTRIES
57015	SHIRAI M	BULL CHEM SOC JAPAN	30	411	1957	NO ENTRIES
57016	SHIRAI M	BULL CHEM SOC JAPAN	30	542	1957	YIELDED 1 ENTRIES
57017	KLEVEN HB	PROC INTERN CONGR SURFACE ACTIVITY	2ND	395	1957	YIELDED 14 ENTRIES

# List of References—Continued

Reference No.	Authors		Journal	Vol.	Pg.	Year	No. of Entries from Reference	
57018	NAKAGAWA T	KURIYAMA K	J CHEM SOC JAPAN, PURE CHEM SEC	78	1568	1957	NO ENTRIES	
57019	NAKAGAWA T	INOUE H	J CHEM SOC JAPAN, PURE CHEM SEC	78	636	1957	NO ENTRIES	
57020	NAKAGAWA T	KURIYAMA K	J CHEM SOC JAPAN, PURE CHEM SEC	78	1573	1957	YIELDED	22 ENTRIES
57021	HUTCHINSON E	WINSLOW L	Z PHYSIK CHEM (FRANKFURT)	11	165	1957	YIELDED	8 ENTRIES
57022	LANGE H	KLING W	PROC INTERN CONGR SURFACE ACTIVITY	2ND	295	1957	YIELDED	15 ENTRIES
57023	SASAKI H	SAITO S	BULL CHEM SOC JAPAN	30	186	1957	NO ENTRIES	
57024	OSIPOW L	SNELL FD	PROC INTERN CONGR SURFACE ACTIVITY	2ND		1957	YIELDED	2 ENTRIES
57025	MIURA M	MATSUMOTO T	J SCI HIROSHIMA UNIV, SER A-II	21	51	1957	YIELDED	5 ENTRIES
57026	KAUFMAN S	SINGLETERRY CR	J COLLOID SCI	12	465	1957	NO ENTRIES	
57027	KITAHARA A		J COLLOID SCI	12	342	1957	NO ENTRIES	
57028	KITAHARA A		BULL CHEM SOC JAPAN	30	586	1957	NO ENTRIES	
57029	KITAHARA A		BULL CHEM SOC JAPAN	31	288	1957	NO ENTRIES	
57030	SASAKI H		BULL CHEM SOC JAPAN	30	326	1957	NO ENTRIES	
57031	ROSS S	BRAMFITT TH	J PHYS CHEM	61	1261	1957	YIELDED	18 ENTRIES
57032	MEGURO K	KONDO T	BULL CHEM SOC JAPAN	30	905	1957	NO ENTRIES	
57033	MEGURO K	KONDO T	BULL CHEM SOC JAPAN	30	760	1957	NO ENTRIES	
	INO T	YODA O						
58001	MILLER ML	DIXON JK	J COLLOID SCI	13	411	1958	YIELDED	7 ENTRIES
58002	HARRIS JC		SOAP CHEM SPECIALTIES	1958		1958	NO ENTRIES	
58003	WEIL JK	BISTLINE RG	J PHYS CHEM	62	1083	1958	YIELDED	20 ENTRIES
58004	HARRIS JC		J AM OIL CHEMISTS SOC	35	670	1958	YIELDED	1 ENTRIES
58005	WHITE P	BENSON GC	J COLLOID SCI	13	584	1958	NO ENTRIES	
58006	WHITE P	MOULE D	TRANS FARADAY SOC	54	1638	1958	NO ENTRIES	
58007	TAMAMUSHI B	SHIRAI M	BULL CHEM SOC JAPAN	31	467	1958	YIELDED	10 ENTRIES
58008	GINN ME	HARRIS JC	J PHYS CHEM	62	1554	1958	YIELDED	18 ENTRIES
58009	ANACKER EW		J PHYS CHEM	62	41	1958	YIELDED	7 ENTRIES
58010	HARRIS JC		J AM OIL CHEMISTS SOC	35	428	1958	NO ENTRIES	
58011	KLEVENS HB		KOLLOID-Z	158	53	1958	YIELDED	20 ENTRIES
58012	HAYDON DA	PHILLIPS JN	TRANS FARADAY SOC	54	698	1958	YIELDED	2 ENTRIES
58013	MUKERJEE P	MYSELS KJ	J PHYS CHEM	62	1390	1958	NO ENTRIES	
58014	MUKERJEE P		J PHYS CHEM	62	1397	1958	NO ENTRIES	
58015	MUKERJEE P	MYSELS KJ	J PHYS CHEM	62	1400	1958	NO ENTRIES	
58016	MUKERJEE P		J PHYS CHEM	62	1404	1958	NO ENTRIES	
58017	NAKAGAWA T		SHINOBI KENKYUSHO NEMPO	8	805	1958	YIELDED	9 ENTRIES
58018	NAKAGAWA T	INOUE H	J CHEM SOC JAPAN, PURE CHEM SEC	79	348	1958	NO ENTRIES	
	OYAMA T							
58019	NAKAGAWA T	INOUE H	J CHEM SOC JAPAN, PURE CHEM SEC	79	345	1958	NO ENTRIES	
	OYAMA T							
58020	MATIJEVIC E	PETHICA BA	TRANS FARADAY SOC	54	587	1958	YIELDED	9 ENTRIES
58021	KASHIWAGI KM		J COLLOID SCI	13	618	1958	YIELDED	2 ENTRIES
58022	KITAHARA A		BULL CHEM SOC JAPAN	31	653	1958	NO ENTRIES	
58023	MIURA M	ARISHI S	J SCI HIROSHIMA UNIV, SER A-II	22	57	1958	YIELDED	9 ENTRIES
58024	BASCOM WD	SINGLETERRY CR	J COLLOID SCI	13	569	1958	NO ENTRIES	
58025	KAUFMAN S	SINGLETERRY CR	J PHYS CHEM	62	1257	1958	NO ENTRIES	
58026	TYUZYU K		BULL CHEM SOC JAPAN	31	117	1958	NO ENTRIES	
58027	NASH T		CHEM IND (LONDON)		590	1958	NO ENTRIES	
58028	NAKAGAWA T	INOUE H	J CHEM SOC JAPAN, PURE CHEM SEC	79	48	1958	YIELDED	8 ENTRIES
	KURIYAMA K	KAZUO T						
58029	SAWYER WM	FOWKES FM	J PHYS CHEM	62	159	1958	NO ENTRIES	
58030	MARKAN AL	KRIWENTSOV WI	ZAVODSKAYA LAB	24	158	1958	NO ENTRIES	
58031	FEW A	GILBY A	J CHEM SOC		1712	1958	YIELDED	1 ENTRIES
59001	HARROLD SP		J PHYS CHEM	63	317	1959	YIELDED	3 ENTRIES
59002	MYSELS KJ	PRINCEN LH	J PHYS CHEM	63	1696	1959	YIELDED	4 ENTRIES
59003	PRINCEN LH	MYSELS KJ	J PHYS CHEM	63	1781	1959	NO ENTRIES	
59004	WEIL JK	STIRTON AJ	J AM OIL CHEMISTS SOC	36	241	1959	YIELDED	19 ENTRIES
	MAURER EW							
59005	BECHER P	CLIFTON NK	J COLLOID SCI	14	519	1959	YIELDED	1 ENTRIES
59006	BECHER P		J PHYS CHEM	63	1675	1959	YIELDED	22 ENTRIES
59007	MOULE D	BENSON GC	CAN J CHEM	37	2083	1959	YIELDED	4 ENTRIES
59008	MOULE D	WHITE P	CAN J CHEM	37	2086	1959	YIELDED	2 ENTRIES
59009	GINN ME	KINNEY FB	J AM OIL CHEMISTS SOC	36	332	1959	YIELDED	23 ENTRIES
59010	TARTAR HV		J COLLOID SCI	14	115	1959	YIELDED	2 ENTRIES
59011	WESTWELL AE	ANACKER EW	J PHYS CHEM	63	1022	1959	NO ENTRIES	
59012	WHITE P	BENSON GC	TRANS FARADAY SOC	55	1025	1959	YIELDED	9 ENTRIES
59013	SHINODA K	YAMANAKA T	J PHYS CHEM	63	648	1959	YIELDED	3 ENTRIES
59014	ASCOLI F	BOTRE C	NATURE	184	1482	1959	NO ENTRIES	
	MELE A							
59015	BOTRE C	CRESCENZI VL	TRANS FARADAY SOC	55	1975	1959	YIELDED	2 ENTRIES
	MELE A	LIQUORI AM						
59016	BOTRE C	CRESCENZI VL	J PHYS CHEM	63	650	1959	YIELDED	6 ENTRIES
59017	KASHIWAGI M	EZAKI H	BULL CHEM SOC JAPAN	32	624	1959	YIELDED	4 ENTRIES
59018	HUTCHINSON E		Z PHYSIK CHEM (FRANKFURT)	21	38	1959	YIELDED	6 ENTRIES
59019	FUERSTENAU DW	MODI HJ	J ELECTROCHEM SOC	106	336	1959	NO ENTRIES	
59020	ROSS S	OLIVIER JP	J PHYS CHEM	63	1671	1959	YIELDED	7 ENTRIES
59021	BASCOM WD	KAUFMAN S	WORLD PETROL CONGR, PROC	V 6	18	1959	NO ENTRIES	
59022	KOLBEL H	KUHN P	ANGEW CHEM	71	211	1959	NO ENTRIES	
59023	HOLLAHAN JR	CADY GH	J PHYS CHEM	63	757	1959	YIELDED	1 ENTRIES
59024	MEGURO K	KONDO T	J CHEM SOC JAPAN, PURE CHEM SEC	80	818	1959	YIELDED	11 ENTRIES
59025	MEGURO K	KONDO T	J CHEM SOC JAPAN, PURE CHEM SEC	80	821	1959	NO ENTRIES	
59026	MEGURO K	KONDO T	J CHEM SOC JAPAN, PURE CHEM SEC	80	823	1959	YIELDED	9 ENTRIES
60001	VEIS A	HOERR CW	J COLLOID SCI	15	427	1960	YIELDED	2 ENTRIES



## List of References—Continued

Reference No.	Authors		Journal	Vol.	Pg.	Year	No. of Entries from Reference	
60002	WHITE P	BENSON GC	J PHYS CHEM	64	599	1960	YIELDED	4 ENTRIES
60003	BECHER P		J PHYS CHEM	64	1221	1960	NO ENTRIES	
60004	HARROLD SP		J COLLOID SCI	15	280	1960	YIELDED	2 ENTRIES
60005	CARTAN F	ANACKER EW	J CHEM EDUC	37	36	1960	YIELDED	2 ENTRIES
60006	NAKAGAWA T	KURIYAMA K	J COLLOID SCI	15	268	1960	YIELDED	20 ENTRIES
60007	NAKAGAWA T		PROC INTERN CONGR SURFACE ACTIVITY	3RD	636	1960	NO ENTRIES	
60008	WEIL JK	STIRTON AJ	J AM OIL CHEMISTS SOC	37	679	1960	YIELDED	9 ENTRIES
	AULT WC							
60009	NAKAGAWA T	TORI K	KOLLOID-Z	168	132	1960	NO ENTRIES	
60010	GINN ME	KINNEY FB	J AM OIL CHEMISTS SOC	37	183	1960	YIELDED	78 ENTRIES
60011	HAYDON DA	TAYLOR FH	PHIL TRANS ROY SOC LONDON, SER A	252	225	1960	YIELDED	8 ENTRIES
60012	LANGE H		PROC INTERN CONGR SURFACE ACTIVITY	3RD	279	1960	YIELDED	7 ENTRIES
60013	V VOORST VA.F		PROC INTERN CONGR SURFACE ACTIVITY	3RD	276	1960	NO ENTRIES	
60014	V VOORST VA.F		TRANS FARADAY SOC	56	1078	1960	NO ENTRIES	
60015	PARREIRA HC		ANAI ACAD BRASIL CIENC	32	207	1960	YIELDED	4 ENTRIES
60016	KOLBEL H	KLAMANN D	PROC INTERN CONGR SURFACE ACTIVITY	3RD	1	1960	NO ENTRIES	
60017	KOLBEL H	KLAMANN D	PROC INTERN CONGR SURFACE ACTIVITY	3RD	27	1960	YIELDED	3 ENTRIES
60018	GOTTE E		PROC INTERN CONGR SURFACE ACTIVITY	3RD	45	1960	YIELDED	20 ENTRIES
60019	DERVICHIAN DG		PROC INTERN CONGR SURFACE ACTIVITY	3RD	182	1960	NO ENTRIES	
60020	JAMES JW	PETHICA BA	PROC INTERN CONGR SURFACE ACTIVITY	3RD	227	1960	YIELDED	1 ENTRIES
60021	STANLEY JS	RADLEY JA	PROC INTERN CONGR SURFACE ACTIVITY	3RD	246	1960	YIELDED	3 ENTRIES
60022	V VOORST VA.F	V DEN TEMPEL M	PROC INTERN CONGR SURFACE ACTIVITY	3RD	248	1960	NO ENTRIES	
60023	LUCK W		PROC INTERN CONGR SURFACE ACTIVITY	3RD	264	1960	NO ENTRIES	
60024	BOTRE C	CRESCENZI V	PROC INTERN CONGR SURFACE ACTIVITY	3RD	302	1960	YIELDED	3 ENTRIES
60025	V VOORST VA.F		TRANS FARADAY SOC	56	1067	1960	YIELDED	9 ENTRIES
60026	HUGO WB	NEWTON JM	J PHARM PHARMACOL	12	447	1960	YIELDED	2 ENTRIES
60027	ELWORTHY PH		J PHARM PHARMACOL	012	293	1960	YIELDED	9 ENTRIES
60028	BISWAS AK	MUKHERJI BK	J PHYS CHEM	64	1	1960	YIELDED	11 ENTRIES
60029	MIYAMOTO S		BULL CHEM SOC JAPAN	33	375	1960	YIELDED	25 ENTRIES
60030	BESPYATOV MP	LESHCHENKO ZY	MASLOB ZHIR PROM	26	24	1960	NO ENTRIES	
60031	BESPYATOV MP	OLEINIKOVA ZV	MASLOB ZHIR PROM	26	26	1960	NO ENTRIES	
60032	DEMCHENKO PA	DUMANSKII AV	DOKLADY AKAD NAUK SSSR	131	120	1960	YIELDED	2 ENTRIES
60033	TAUBMAN AB	KONSTANTIN. VV	KHIM TEKHNOL	5	61	1960	YIELDED	28 ENTRIES
60034	DEMCHENKO PA		MASLOB ZHIR PROM	26	26	1960	YIELDED	4 ENTRIES
60035	MIYAMOTO S		BULL CHEM SOC JAPAN	33	371	1960	NO ENTRIES	
61001	HOYER HW	MARMO A	J PHYS CHEM	65	1804	1961	YIELDED	2 ENTRIES
61002	HOYER HW	MARMO A	J PHYS CHEM	65	1807	1961	YIELDED	8 ENTRIES
61003	BECHER P		J COLLOID SCI	16	49	1961	YIELDED	7 ENTRIES
61004	CORKILL JM	GOODMAN JF	TRANS FARADAY SOC	57	1627	1961	YIELDED	6 ENTRIES
61005	MYSELS KJ	KAPAUAN P	J COLLOID SCI	16	481	1961	YIELDED	5 ENTRIES
61006	HARRIS JC	SATANEK J	J AM OIL CHEMISTS SOC	38	169	1961	NO ENTRIES	
61007	FLOCKHART BD		J COLLOID SCI	16	484	1961	YIELDED	83 ENTRIES
61008	SHINODA K	YAMAGUCHI T	BULL CHEM SOC JAPAN	34	237	1961	YIELDED	11 ENTRIES
61009	MARUTA I	TOKIWA F	J CHEM SOC JAPAN, PURE CHEM SEC	82	1657	1961	NO ENTRIES	
61010	MARUTA I	SAKAI T	J CHEM SOC JAPAN, PURE CHEM SEC	82	1512	1961	NO ENTRIES	
	SAITO T							
61011	MARUTA I	TOKIWA F	J CHEM SOC JAPAN, PURE CHEM SEC	82	1660	1961	NO ENTRIES	
61012	ISEMURA T	IKEDA S	BULL CHEM SOC JAPAN	34	1236	1961	NO ENTRIES	
	NOGUCHI J							
61013	PILPEL N		TRANS FARADAY SOC	57	1426	1961	NO ENTRIES	
61014	GINN ME	HARRIS JC	J AM OIL CHEMISTS SOC	38	605	1961	YIELDED	16 ENTRIES
61015	GINN ME	KINNEY FB	J AM OIL CHEMISTS SOC	38	138	1961	YIELDED	21 ENTRIES
61016	BRUNING W	HOLTZER A	J AM CHEM SOC	83	4865	1961	YIELDED	4 ENTRIES
61017	MYSELS KJ	OTTER RJ	J COLLOID SCI	16	462	1961	YIELDED	13 ENTRIES
61018	MYSELS KJ	OTTER RJ	J COLLOID SCI	16	474	1961	NO ENTRIES	
61019	GINN ME	BROWN EL	J AM OIL CHEMISTS SOC	38	361	1961	NO ENTRIES	
61022	NAKAGAWA T		CHEM IND (LONDON)	14	1135	1961	NO ENTRIES	
61023	ASCOLI F	BOTRE C	J MOL BIOL	3	202	1961	NO ENTRIES	
61024	ASCOLI F	BOTRE C	J PHYS CHEM	65	1991	1961	NO ENTRIES	
61025	TYUZYO K		KOLLOID-Z	175	40	1961	YIELDED	2 ENTRIES
61026	V VOORST VA.F		TRANS FARADAY SOC	57	110	1961	YIELDED	5 ENTRIES
61027	COHEN I	VASSILIADES T	J PHYS CHEM	65	1781	1961	YIELDED	2 ENTRIES
61028	COHEN I	VASSILIADES T	J PHYS CHEM	65	1774	1961	NO ENTRIES	
61029	ANGELESCU E.	NICOLESCU A	REV CHIM AC.REP POP.ROUM.	6	309	1961	YIELDED	6 ENTRIES
61030	DEMCHENKO PA		KOLLOID ZH	23	528	1961	YIELDED	4 ENTRIES
61031	DEMCHENKO PA		DOPOV. AKAD NAUK UKR RSR		928	1961	YIELDED	19 ENTRIES
61032	DEMCHENKO PA		UKR KHIM ZH	27	322	1961	NO ENTRIES	
61033	DEMCHENKO PA		MASLOB ZHIR PROM	27	19	1961	NO ENTRIES	
62001	BECHER P		J PHYS CHEM	66	374	1962	YIELDED	6 ENTRIES
62002	BECHER P		J COLLOID SCI	17	325	1962	YIELDED	27 ENTRIES
62003	DEBYE P	COLL H	J COLLOID SCI	17	220	1962	NO ENTRIES	
62004	HAYDON DA	TAYLOR FH	TRANS FARADAY SOC	58	1233	1962	YIELDED	16 ENTRIES
62005	HERRMANN KW		J PHYS CHEM	66	295	1962	YIELDED	12 ENTRIES
62006	CORKILL JM	GOODMAN JF	TRANS FARADAY SOC	58	206	1962	YIELDED	12 ENTRIES
62007	MARUTA I	TOKIWA F	J CHEM SOC JAPAN, PURE CHEM SEC	83	732	1962	NO ENTRIES	
62008	STIRTON AJ	BISTLINE RG	J AM OIL CHEMISTS SOC	39	55	1962	YIELDED	13 ENTRIES
	AULT WC							
62009	KURIYAMA K		KOLLOID-Z	180	55	1962	YIELDED	49 ENTRIES
62010	KURIYAMA K	INOUE H	KOLLOID-Z	183	68	1962	YIELDED	22 ENTRIES
62011	KURIYAMA K		KOLLOID-Z	181	144	1962	YIELDED	20 ENTRIES
62012	TOKIWA F	ISEMURA T	BULL CHEM SOC JAPAN	35	1737	1962	NO ENTRIES	

## List of References—Continued

Refer- ence No.	Authors		Journal	Vol.	Pg.	Year	No. of Entries from Reference	
62013	BALMBRA RR GOODMAN JF	CLUNIE JS	CORKILL JM	TRANS FARADAY SOC	58	1661	1962	NO ENTRIES
62014	TARTAR HV			J COLLOID SCI	17	243	1962	NO ENTRIES
62015	MULLEY BA	METCALF AD		J COLLOID SCI	17	523	1962	YIELDED 4 ENTRIES
62016	HUTCHINSON E	SHAFFER PM		Z PHYSIK CHEM (FRANKFURT)	31	397	1962	NO ENTRIES
62017	BOTRE C	SCIBONA G		ANN CHIM (ROME)	52	1199	1962	NO ENTRIES
62018	LANGE H			FETTE, SEIFEN, ANSTRICHMI	64	457	1962	NO ENTRIES
62019	SCHICK MJ			J COLLOID SCI	17	801	1962	YIELDED 71 ENTRIES
62020	SCHICK MJ	ATLAS SM	EIRICH FR	J PHYS CHEM	66	1326	1962	YIELDED 14 ENTRIES
62021	LIQUORI AM	ASCOLI F	BOTRE C	PONTIF ACAD SCIEN TIAR. SCRIPTA VAR.	22	/12/1	1962	NO ENTRIES
62022	ISEMURA T	TOKIWA F	IKEDA S	BULL CHEM SOC JAPAN	35	240	1962	NO ENTRIES
62023	WACHS W	HAYANO S		KOLLOID-Z	181	139	1962	YIELDED 6 ENTRIES
62024	KITAHARA A	KOBAYASHI T	TACHIBANA T	J PHYS CHEM	66	363	1962	NO ENTRIES
62025	KAUFMAN S			J COLLOID SCI	17	231	1962	NO ENTRIES
62026	MARUTA I			J CHEM SOC JAPAN, PURE CHEM SEC	83	786	1962	NO ENTRIES
62027	ELWORTHY PH	MACFARLANE CB		J PHARM PHARMACOL	14	100	1962	YIELDED 6 ENTRIES
62028	MARUTA I			J CHEM SOC JAPAN, PURE CHEM SEC	83	395	1962	NO ENTRIES
62029	MARUTA I			J CHEM SOC JAPAN, PURE CHEM SEC	83	782	1962	NO ENTRIES
62030	MARUTA I			J CHEM SOC JAPAN, PURE CHEM SEC	83	788	1962	NO ENTRIES
62031	MARUTA I			J CHEM SOC JAPAN, PURE CHEM SEC	83	858	1962	NO ENTRIES
62032	MARUTA I			J CHEM SOC JAPAN, PURE CHEM SEC	83	861	1962	NO ENTRIES
62033	MATUURA R	SATAKE I	IWAMATSU I	BULL CHEM SOC JAPAN	35	1050	1962	NO ENTRIES
	HOSOKAWA S							
62034	CAMPBELL AN	KARTZMARK EM	LAKSHMINAR. GR	CAN J CHEM	40	839	1962	NO ENTRIES
62035	TUDDENHAM RF	ALEXANDER AE		J PHYS CHEM	66	1839	1962	YIELDED 15 ENTRIES
62036	HAMANN SD			J PHYS CHEM	66	1359	1962	YIELDED 5 ENTRIES
62037	DEMCHENKO PA			UKR KHIM ZH	28	46	1962	YIELDED 6 ENTRIES
62038	DEMCHENKO PA	ZAKHAROVA NN	DEMCHENKO LG	UKR KHIM ZH	28	611	1962	YIELDED 5 ENTRIES
62039	BESPYATOV MP	LESHCHENKO ZY		MASLOB ZHIR PROM	28	20	1962	NO ENTRIES
62040	KURZ J L			J PHYS CHEM	66	2239	1962	YIELDED 4 ENTRIES
63001	SHEDLOVSKY S	JAKOB CW	EPSTEIN MB	J PHYS CHEM	67	2075	1963	YIELDED 12 ENTRIES
63002	PILPEL N			CHEM REV	63	221	1963	NO ENTRIES
63003	TOKIWA F			BULL CHEM SOC JAPAN	36	222	1963	NO ENTRIES
63004	TOKIWA F			BULL CHEM SOC JAPAN	36	1589	1963	NO ENTRIES
63005	ROBINS DC	THOMAS IL		J PHARM PHARMACOL	15	522	1963	NO ENTRIES
63006	KAKIUCHI K	HATTORI K	ISEMURA T	BULL CHEM SOC JAPAN	36	1250	1963	NO ENTRIES
63007	TOKIWA F			BULL CHEM SOC JAPAN	36	281	1963	NO ENTRIES
63008	TORI K	NAKAGAWA T		KOLLOID-Z	189	50	1963	YIELDED 49 ENTRIES
63009	TORI K	NAKAGAWA T		KOLLOID-Z	188	47	1963	YIELDED 6 ENTRIES
63010	TORI K	NAKAGAWA T		KOLLOID-Z	187	44	1963	YIELDED 3 ENTRIES
63012	TORI K	KURIYAMA K	NAKAGAWA T	KOLLOID-Z	191	48	1963	YIELDED 4 ENTRIES
63013	WEIL JK	SMITH FD	STIRTON AJ	J AM OIL CHEMISTS SOC	40	538	1963	YIELDED 43 ENTRIES
	BISTLINE RG							
63014	CORKILL JM	GOODMAN JF	OGDEN CP	PROC ROY SOC	273	84	1963	YIELDED 2 ENTRIES
	TATE JR							
63015	BECKETT AH	WOODWARD RJ		J PHARM PHARMACOL	15	422	1963	YIELDED 25 ENTRIES
63016	ANACKER EW	GHOSE HM		J PHYS CHEM	67	1713	1963	YIELDED 7 ENTRIES
63017	CROOK EH	FORDYCE DB	TREBBI GF	J PHYS CHEM	67	1987	1963	YIELDED 54 ENTRIES
63018	CORKILL JM	HERRMANN KW		J PHYS CHEM	67	935	1963	NO ENTRIES
63019	GRABENSTETT.RJ	CORKILL JM		J COLLOID SCI	18	401	1963	NO ENTRIES
63020	BECHER P			J COLLOID SCI	18	196	1963	YIELDED 5 ENTRIES
63021	DONBROW M	JAN ZA		J PHARM PHARMACOL	15	825	1963	YIELDED 6 ENTRIES
63022	BECHER P			J COLLOID SCI	18	665	1963	NO ENTRIES
63023	TOKIWA F			BULL CHEM SOC JAPAN	36	1585	1963	NO ENTRIES
63024	BOTRE C	RICCIERI FM		J PHARM SCI	52	1011	1963	NO ENTRIES
63025	ASCOLI F	BOTRE C		BIOPOLYMERS	1	353	1963	NO ENTRIES
63026	SCHICK MJ			J PHYS CHEM	67	1796	1963	YIELDED 59 ENTRIES
63027	SCHICK MJ			J AM OIL CHEMISTS SOC	40	680	1963	NO ENTRIES
63028	SCHICK MJ			J COLLOID SCI	18	378	1963	NO ENTRIES
63029	HUTCHINSON E	TOKIWA F		J CHEM EDUC	40	472	1963	NO ENTRIES
63030	PACKTER A	DONBROW M		J PHARM PHARMACOL	15	317	1963	YIELDED 12 ENTRIES
63031	ROBINS DC	THOMAS IL		J PHARM PHARMACOL	15	157	1963	NO ENTRIES
63032	MUKERJEE P	RAY A		J PHYS CHEM	67	190	1963	YIELDED 18 ENTRIES
63033	EKWALL P	EIKREM H	MANDELL L	ACTA CHEM SCAND	17	111	1963	NO ENTRIES
63034	SATAKE I	IWAMATSU I	HOSOKAWA S	BULL CHEM SOC JAPAN	36	204	1963	YIELDED 14 ENTRIES
	MATUURA R							
63035	SATAKE I	MATUURA R		BULL CHEM SOC JAPAN	36	813	1963	NO ENTRIES
63036	SHINODA K	NAKAYAMA H		J COLLOID SCI	18	705	1963	NO ENTRIES
63037	KATO Y			CHEM PHARM BULL (TOKYO)	11	1202	1963	YIELDED 3 ENTRIES
63038	BESPYATOV MP	LESHCHENKO ZY		MASLOB ZHIR PROM	29	19	1963	NO ENTRIES
63039	LESYUIS AA	KARNAUKH AM		MASLOB ZHIR PROM	29	22	1963	NO ENTRIES
64001	VENABLE RL	NAUMAN RV		J PHYS CHEM	68	3498	1964	YIELDED 9 ENTRIES
64002	MAURER EW	STIRTON AJ	AULT WC	J AM OIL CHEMISTS SOC	41	205	1964	YIELDED 30 ENTRIES
	WEIL JK							
64003	CORKILL JM	GOODMAN JF	HARROLD SP	TRANS FARADAY SOC	60	202	1964	YIELDED 25 ENTRIES
64004	SCHOTT H			J PHYS CHEM	68	3612	1964	YIELDED 2 ENTRIES
64005	BECHER P			PROC INTERN CONGR SURFACE ACTIVITY	4TH		1964	NO ENTRIES
64006	HERRMANN KW			J PHYS CHEM	68	1540	1964	YIELDED 4 ENTRIES
64007	HOYER HW	DOERR IL		J PHYS CHEM	68	3494	1964	YIELDED 1 ENTRIES
64008	BECHER P	DEL VECCHIO AJ		J PHYS CHEM	68	3511	1964	NO ENTRIES
64009	CARLESS JE	CHALLIS RA	MULLEY BA	J COLLOID SCI	19	201	1964	YIELDED 16 ENTRIES



## List of References—Continued

Reference No.	Authors			Journal	Vol.	Pg.	Year	No. of Entries from Reference	
64010	MANKOWICH AM			J AM OIL CHEMISTS SOC	41	449	1964	YIELDED	6 ENTRIES
64011	SHINODA K	KATSURA K		J PHYS CHEM	68	1568	1964	YIELDED	24 ENTRIES
64012	CORKILL JM	GOODMAN JF	TATE JR	TRANS FARADAY SOC	60	986	1964	YIELDED	1 ENTRIES
64013	CROOK EH	FORDYCE DB	TREBBI GF	J AM OIL CHEMISTS SOC	41	231	1964	NO ENTRIES	
64014	CROOK EH	TREBBI GF	FORDYCE DB	J PHYS CHEM	68	3592	1964	YIELDED	80 ENTRIES
64015	NAKAGAWA T	TORI K		KOLLOID-Z	194	143	1964	NO ENTRIES	
64016	BENJAMIN L			J PHYS CHEM	68	3575	1964	YIELDED	5 ENTRIES
64017	ANACKER EW	RUSH RM	JOHNSON JS	J PHYS CHEM	68	81	1964	YIELDED	4 ENTRIES
64018	ANACKER EW	WESTWELL AE		J PHYS CHEM	68	3490	1964	NO ENTRIES	
64019	INOUE H			KOLLOID-Z	196	1	1964	NO ENTRIES	
64020	SCHICK MJ			J PHYS CHEM	68	3585	1964	YIELDED	108 ENTRIES
64021	NAKAGAWA T	INOUE H		KOLLOID-Z	195	93	1964	NO ENTRIES	
64022	PILPEL N			NATURE	204	378	1964	NO ENTRIES	
64023	BALMBRA RR	CLUNIE JS	CORKILL JM	TRANS FARADAY SOC	60	979	1964	YIELDED	8 ENTRIES
64024	GOODMAN JF								
64024	TOKIWA F			BULL CHEM SOC JAPAN	37	1837	1964	YIELDED	12 ENTRIES
64025	NAKAGAKI M	NINOMIYA Y		BULL CHEM SOC JAPAN	37	817	1964	YIELDED	1 ENTRIES
64026	CAMPBELL AN	GIESKES JMTM		CAN J CHEM	43	1004	1964	NO ENTRIES	
64027	CORKILL JM	GOODMAN JF	TATE JR	TRANS FARADAY SOC	60	996	1964	YIELDED	2 ENTRIES
64028	BERRY RW	BROCKLEHURST P		J CHEM SOC		2264	1964	NO ENTRIES	
64030	HARTLEY GS			CHEM IND (LONDON)	24	1012	1964	NO ENTRIES	
64031	BOTRE C	SOLINAS M		BIOCHEM BIOPHYS ACTA	88	415	1964	NO ENTRIES	
64032	BOTRE C	DE MARTIIS F	SOLINAS M	J PHYS CHEM	68	3624	1964	YIELDED	1 ENTRIES
64033	LIQUORI AM	BOTRE C		RIC SCI	6	71	1964	NO ENTRIES	
64034	NAKAGAKI M	KAWAMURA S		YAKUGAKU ZASSHI	84	246	1964	YIELDED	5 ENTRIES
64035	SOMASUNDARAN P	HEALY TW	FUERSTENAU DW	J PHYS CHEM	68	3562	1964	YIELDED	5 ENTRIES
64036	MIURA M	FUJITA H	WATARI Y	J SCI HIROSHIMA UNIV, SER A-II	28	41	1964	NO ENTRIES	
64037	HUTCHINSON E	SHEAFFER VE	TOKIWA F	J PHYS CHEM	68	2818	1964	YIELDED	7 ENTRIES
64038	FUERSTENAU DW	HEALY TW	SOMASUNDARAN P	TRANS SME AIME		321	1964	NO ENTRIES	
64039	LANGE H			PROC INTERN CONGR SURFACE ACTIVITY	4TH	1	1964	NO ENTRIES	
64040	NAKAGAWA T	INOUE H		PROC INTERN CONGR SURFACE ACTIVITY	4TH	N	1964	NO ENTRIES	
64041	KAUFMAN S			J PHYS CHEM	68	2814	1964	NO ENTRIES	
64042	LITTLE RC	SINGLETERRY CR		J PHYS CHEM	68	3453	1964	NO ENTRIES	
64043	WASIK SP	HUBBARD WD		J RES NAT BUR STD A	68	359	1964	YIELDED	13 ENTRIES
64044	LITTLE RC	SINGLETERRY CR		J PHYS CHEM	68	2709	1964	NO ENTRIES	
64045	HUISMAN HF			KONINKI NED AKAD WETEN. PROC SER B	67	367	1964	NO ENTRIES	
64046	HUISMAN HF			KONINKI NED AKAD WETEN. PROC SER B	67	376	1964	NO ENTRIES	
64047	HUISMAN HF			KONINKI NED AKAD WETEN. PROC SER B	67	388	1964	YIELDED	59 ENTRIES
64048	HUISMAN HF			KONINKI NED AKAD WETEN. PROC SER B	67	407	1964	NO ENTRIES	
64049	ELWORTHY PH	FLORENCE AT		KOLLOID-Z	195	23	1964	YIELDED	20 ENTRIES
64050	ADDERSON JE	TAYLOR H		J COLLOID SCI	19	495	1964	YIELDED	14 ENTRIES
64051	MARKINA ZN	TSIKURINA NN	KOSTOVA NZ	KOLLOID ZH	26	76	1964	YIELDED	31 ENTRIES
65001	CROOK EH	FORDYCE DB	TREBBI GF	J COLLOID SCI	20	191	1965	NO ENTRIES	
65002	KONNO K	KITAHARA A		KOGYO KAGAKU ZASSHI	68	2058	1965	NO ENTRIES	
65003	MOLYNEUX P	RHODES CT	SWARBICK J	TRANS FARADAY SOC	61	1043	1965	YIELDED	13 ENTRIES
65004	CORKILL JM	GOODMAN JF	WALKER T	TRANS FARADAY SOC	61	589	1965	NO ENTRIES	
65005	CORKILL JM	GOODMAN JF	OGDEN CP	TRANS FARADAY SOC	61	583	1965	YIELDED	3 ENTRIES
65006	EMERSON MF	HOLTZER A		J PHYS CHEM	69	3718	1965	NO ENTRIES	
65007	BUJAKE JE	GODDARD ED		TRANS FARADAY SOC	61	190	1965	YIELDED	2 ENTRIES
65010	BOTRE C	BRUFANI M	RICCIERI FM	J PHARM SCI	54	919	1965	NO ENTRIES	
65011	SCHICK MJ	GILBERT AH		J COLLOID SCI	20	464	1965	YIELDED	24 ENTRIES
65012	STEIGMAN J	COHEN I	SPINGOLA F	J COLLOID SCI	20	732	1965	YIELDED	9 ENTRIES
65013	BECHER P			J COLLOID SCI	20	728	1965	YIELDED	9 ENTRIES
65014	TOKIWA F			BULL CHEM SOC JAPAN	38	751	1965	NO ENTRIES	
65015	V VOORST VA.F						1965	NO ENTRIES	
65016	ELWORTHY PH	MACFARLANE CB		J PHARM PHARMACOL	17	65	1965	NO ENTRIES	
65017	ARAI H	SHIGEHIO F	MARUTA I	KOGYO KAGAKU ZASSHI	68	1090	1965	NO ENTRIES	
65018	MYSELS EK	MYSELS KJ		J COLLOID SCI	20	315	1965	YIELDED	6 ENTRIES
65019	ABU-HAMDIYY.M	MYSELS KJ		J PHYS CHEM	69	1466	1965	YIELDED	6 ENTRIES
65020	SHIRAHAMA K	MATUURA R		BULL CHEM SOC JAPAN	38	373	1965	YIELDED	34 ENTRIES
65021	MALIK WU	VERMA SP		INDIAN J CHEM	3	441	1965	NO ENTRIES	
65022	SHIGEHARA K			BULL CHEM SOC JAPAN	38	1700	1965	YIELDED	3 ENTRIES
65023	EKWALL P	HOLMBERG P		ACTA CHEM SCAND	19	573	1965	NO ENTRIES	
65024	CAMPBELL AN	LAKSHMINAR. GR		CAN J CHEM	43	1729	1965	YIELDED	16 ENTRIES
65025	STEIGMAN J	SHANE N		J PHYS CHEM	69	968	1965	YIELDED	13 ENTRIES
65026	WEINER ND	ZOGRAFI G		J PHARM SCI	54	436	1965	YIELDED	6 ENTRIES
65027	BJAASTAD SG	HALL NA	THAKKAR AL	J PHARM SCI	54	1529	1965	NO ENTRIES	
65028	KUPPUSAMI J	SURYANARAY.CV		NATURE	208	780	1965	YIELDED	4 ENTRIES
65029	MIJNLIEFF PF	DITMARSCH R		NATURE	208	889	1965	NO ENTRIES	
65030	TONG LKJ	REEVES RL	ANDRUS RW	J PHYS CHEM	69	2357	1965	YIELDED	3 ENTRIES
65031	CZERNIAWSKI M			ROCZN CHEM	39	1059	1965	YIELDED	4 ENTRIES
65032	CZERNIAWSKI M			ROCZN CHEM	39	1469	1965	NO ENTRIES	
65033	INOUE H	NAKAGAWA T		J PHYS CHEM	70	1108	1965	NO ENTRIES	
65034	LELONG ALM	CONSOLE L		ANALES ASOC QUIM ARGENT	53	39	1965	NO ENTRIES	
65035	LELONG ALM	NATALE I		ANALES ASOC QUIM ARGENT	53	11	1965	NO ENTRIES	
65036	OSUGI J	SATO M	IFUKU N	REV PHYS CHEM JAPAN	35	32	1965	YIELDED	19 ENTRIES
65037	CZERNIAWSKI M			ROCZN CHEM	39	1275	1965	YIELDED	4 ENTRIES
66001	SCHICK MJ	MANNING DJ		J AM OIL CHEMISTS SOC	43	133	1966	YIELDED	67 ENTRIES
66002	MUKERJEE P	KAPAUAN P	MEYER HG	J PHYS CHEM	70	783	1966	YIELDED	4 ENTRIES
66003	WEIL JK	STIRTON AJ	BARR EA	J AM OIL CHEMISTS SOC	43	157	1966	YIELDED	5 ENTRIES

## List of References—Continued

Reference No.	Authors		Journal	Vol.	Pg.	Year	No. of Entries from Reference
66004	MUKERJEE P	RAY A	J PHYS CHEM	70	2138	1966	NO ENTRIES
66005	MUKERJEE P	RAY A	J PHYS CHEM	70	2144	1966	NO ENTRIES
66006	MUKERJEE P	RAY A	J PHYS CHEM	70	2150	1966	YIELDED 10 ENTRIES
66007	ELWORTHY PH	MYSELS KJ	J COLLOID SCI	21	331	1966	YIELDED 3 ENTRIES
66008	ELWORTHY PH	FLORENCE AT	KOLLOID-Z Z POLYMERE	208	157	1966	NO ENTRIES
66009	SHIGEHARA K		BULL CHEM SOC JAPAN	39	2643	1966	NO ENTRIES
66010	SHIGEHARA K		BULL CHEM SOC JAPAN	39	2332	1966	YIELDED 3 ENTRIES
66011	CARDWELL PH		J COLLOID INTERFACE SCI	22	430	1966	YIELDED 6 ENTRIES
66012	BENJAMIN L		J COLLOID INTERFACE SCI	22	386	1966	YIELDED 19 ENTRIES
66013	HERRMANN KW		J COLLOID INTERFACE SCI	22	352	1966	YIELDED 12 ENTRIES
66014	CORKILL JM	GOODMAN JF HARROLD SP	TRANS FARADAY SOC	62	994	1966	YIELDED 10 ENTRIES
	TATE JR						
66015	CORKILL JM	GOODMAN JF ROBSON P	TRANS FARADAY SOC	62	987	1966	YIELDED 12 ENTRIES
	TATE JR						
66016	CORKILL JM	GOODMAN JF TATE JR	TRANS FARADAY SOC	62	979	1966	NO ENTRIES
66017	PATEL RM	ZOGRAFI G	J PHARM SCI	55	1345	1966	NO ENTRIES
66018	WAN LSC		J PHARM SCI	55	1395	1966	YIELDED 5 ENTRIES
66019	DONBROW M	JACOBS J	J PHARM PHARMACOL	18	92S	1966	YIELDED 2 ENTRIES
66020	FLORENCE AT		J PHARM PHARMACOL	18	384	1966	YIELDED 1 ENTRIES
66021	MANKOWICH AM		J AM OIL CHEMISTS SOC	43	615	1966	YIELDED 11 ENTRIES
66022	KOMOR JA	BEISWANGE. JPG	J AM OIL CHEMISTS SOC	43	435	1966	YIELDED 12 ENTRIES
66023	MALIK WU	CHAND P	J AM OIL CHEMISTS SOC	43	446	1966	YIELDED 16 ENTRIES
66024	LOVELL VM	SEBBA F	ANAL CHEM	38	1926	1966	NO ENTRIES
66025	SCHICK MJ		J AM OIL CHEMISTS SOC	43	681	1966	YIELDED 45 ENTRIES
66026	NAKAYAMA H	SHINODA K HUTCHINSON E	J PHYS CHEM	70	3502	1966	NO ENTRIES
66027	TOKIWA F	OHKI K	J PHYS CHEM	70	3437	1966	YIELDED 6 ENTRIES
66028	FORD WPJ	OTTEWILL RH PARREIRA HC	J COLLOID INTERFACE SCI	21	522	1966	YIELDED 21 ENTRIES
66029	CZERNIAWSKI M		ROCZN CHEM	40	1265	1966	NO ENTRIES
66030	CZERNIAWSKI M		ROCZN CHEM	40	1935	1966	YIELDED 4 ENTRIES
66031	MATHAI K	OTTEWILL RH	TRANS FARADAY SOC	62	759	1966	NO ENTRIES
66032	IDA O	MEGURO K KONDO A	J CHEM SOC JAPAN, PURE CHEM SEC	77	905	1966	NO ENTRIES
66033	OSUGI J	SATO M IFUKU N	J CHEM SOC JAPAN, PURE CHEM SEC	87	329	1966	NO ENTRIES
66034	PYTASZ G	SZEGLOWSKI Z	ZESZYTY NAUK UNIW JAGIEL	211	199	1966	NO ENTRIES
66035	PYTASZ G	SZEGLOWSKI Z	ZESZYTY NAUK UNIW JAGIEL	211	209	1966	NO ENTRIES
66036	SCHOTT H		J PHYS CHEM	70	2966	1966	YIELDED 8 ENTRIES
66037	MATHAI K	OTTEWILL R	TRANS FARADAY SOC	62	750	1966	YIELDED 1 ENTRIES
66038	BENTON D	SPARKS B	TRANS FARADAY SOC	62	3244	1966	YIELDED 6 ENTRIES
66039	HERRMANN WK	BRUSHMILLER J COURCHENE W	J PHYS CHEM	70	2909	1966	YIELDED 7 ENTRIES
66040	BENJAMIN L		J PHYS CHEM	70	3790	1966	YIELDED 11 ENTRIES



### Abbreviations: Units of Measure

Code	Description
A	MOLES/100 MOLES OF SOLVENT (INCLUDING ADDITIVES)
B	VOLUME % OF SOLVENT
C	MOLES/100 MOLES OF SURFACTANT MIXTURE
D	W/V % (GRAMS/100 MILLILITERS OF SOLUTION)
E	% SATURATION OF SOLUTION BY ADDITIVE
H	GRAMS/100 GRAMS OF SOLVENT
I	MOLES/100 MOLES OF SURFACTANT
K	TOTAL NORMALITY OF COUNTERIONS
M	MOLAR (MOLES/LITER OF SOLUTION)
N	NORMAL (EQUIVALENTS/LITER OF SOLUTION)
P	W/W % (GRAMS/100 GRAMS OF SOLUTION)
Q	GRAMS/100 GRAMS OF SURFACTANT
R	VALUE VARIED DURING EXPERIMENT
S	MOLES/KILOGRAM OF SOLUTION
T	GRAMS/100 GRAMS OF SURFACTANT MIXTURE
U	MOLES/LITER OR KILOGRAM OF SOLUTION (UNSPECIFIED)
W	MOLAL (MOLES/KILOGRAM OF SOLVENT)
Y	PRESSURE IN ATMOSPHERES

### Abbreviations: Words and Names

Abbreviations	Meaning	Abbreviations	Meaning
AZBZ	AZOBENZENE	N-3SOA*	N-(3SULFOLANYL) OLEYL AMIDE
BRPB	BROMPHENOL BLUE (DYE)	OROT	ORANGE OT (DYE)
BZL*	BENZYL	PDMAB	P-DIMETHYLAMINOAZOBENZENE
BZP4	BENZOPURPURINE 4B (DYE)	PLT	PLOT (GRAPH)
COND	CONDUCTANCE (ELECTRIC)	PMS*	POLYMETHYLSILOXANE
DCFL	DICHLOROFLUORESCENCE (DYE)	PNCN	PINACANOL
DMYL	DIMETHYL YELLOW (DYE)	RHD6	RHODAMINE 6G (DYE)
EOSN	EOSINE (DYE)	SDN4	SUDAN 4 (DYE)
EQN	EQUATIONS	SKYB	SKY BLUE SF (DYE)
ERTS	ERYTHROSIN (DYE)	SP	SPECIFIC
FL	FLUORESCENCE (DYE)	SPCTR	SPECTRAL
FLUOR	FLUORESCENCE	TMCHGLET*	TRIMETHYL CYCLOHEXYL CARBINYL
FOTMTR	PHOTOMETRIC		GLYCEROL ETHER
GLET*	GLYCERINE ETHER		TENSION
HXMT*	HEXAMETAPHOSPHATE	TNSN	NOT SPECIFIED BY REFERENCE
INPX	INDOPHENOL (DYE)	UNSPEC	VERY BRANCHED
I2	IODINE	V.BR*	YELLOW OB (DYE)
LOGMIC	LOGARITHMIC GRAPH	YLOB	2-NITRODIPHENYLAMINE
LOH	LAURYL (DODECYL) ALCOHOL	2NPA	

### Source Symbols

Source Code	Description
A	MISPRINT CORRECTED IN FIGURE QUOTED IN REFERENCE
C	UNITS CONVERTED FROM TABULATION IN REFERENCE
E	FROM EQUATIONS IN REFERENCE OF METHOD RESULTS
G	FROM GRAPH OF CMC VALUES IN REFERENCE
K	FROM GRAPH OF METHOD RESULTS IN REFERENCE
L	ALSO PERSONAL COMMUNICATIONS FROM AUTHOR
M	UNITS CONVERTED FROM PRECEDING
P	FROM OUR PLOT OF DATA IN REFERENCE
S	AVERAGE OF TABULATED VALUES
T	TABULATED OR FIGURE QUOTED IN REFERENCE

The code E in the numerical value of the concentration in the "Additive" column of the CMC tables stands for "times ten to the power".

Symbols for the quality of materials and methods are discussed on page 6 et seq.  
Symbols for methods are discussed on page 8 et seq.

**Announcement of New Publications in  
National Standard Reference Data Series**

Superintendent of Documents,  
Government Printing Office,  
Washington, D.C. 20402

Dear Sir:

Please add my name to the announcement list of new publications to be issued in the series: National Standard Reference Data Series—National Bureau of Standards:

Name\_\_\_\_\_

Company\_\_\_\_\_

Address\_\_\_\_\_

City\_\_\_\_\_ State\_\_\_\_\_ Zip Code\_\_\_\_\_

(Notification key N-337)

(CUT HERE)





# Publications in the National Standard Reference Data Series National Bureau of Standards

You may use this listing as your order form by checking the proper box of the publication(s) you desire or by providing the full identification of the publication you wish to purchase. The full letter symbols with each publications number and full title of the publication and author must be given in your order, e.g. NSRDS-NBS-17, Tables of Molecular Vibrational Frequencies, Part 3, by T. Shimanouchi.

Pay for publications by check, money order, or Superintendent of Documents coupons or deposit account. Make checks and money orders payable to Superintendent of Documents. Foreign remit-

tances should be made either by international money order or draft on an American bank. Postage stamps are not acceptable.

No charge is made for postage to destinations in the United States and possessions, Canada, Mexico, and certain Central and South American countries. To other countries, payments for documents must cover postage. Therefore, one-fourth of the price of the publication should be added for postage.

Send your order together with remittance to Superintendent of Documents, Government Printing Office, Washington, D.C. 20402.

- ☐ NSRDS-NBS 1, **National Standard Reference Data System—Plan of Operation**, by E. L. Brady and M. B. Wallenstein, 1964 (15 cents).
  - ☐ NSRDS-NBS 2, **Thermal Properties of Aqueous Uni-univalent Electrolytes**, by V. B. Parker, 1965 (45 cents).
  - ☐ NSRDS-NBS 3, Sec. 1, **Selected Tables of Atomic Spectra, Atomic Energy Levels and Multiplet Tables, Si II, Si III, Si IV**, by C. E. Moore, 1965 (35 cents).
  - ☐ NSRDS-NBS 3, Sec. 2, **Selected Tables of Atomic Spectra, Atomic Energy Levels and Multiplet Tables, Si I**, by C. E. Moore, 1967 (20 cents).
  - ☐ NSRDS-NBS 3, Sec. 3, **Selected Tables of Atomic Spectra, Atomic Energy Levels and Multiplet Tables, C I, C II, C III, C IV, C V, C VI**, by C. E. Moore, 1970 (in press).
  - ☐ NSRDS-NBS 4, **Atomic Transition Probabilities, Volume 1, Hydrogen Through Neon**, by W. L. Wiese, M. W. Smith and B. M. Glennon, 1966 (\$2.50).
  - ☐ NSRDS-NBS 5, **The Band Spectrum of Carbon Monoxide**, by P. H. Krupenie, 1966 (70 cents).
  - ☐ NSRDS-NBS 6, **Tables of Molecular Vibrational Frequencies, Part 1**, by T. Shimanouchi, 1967 (40 cents).
  - ☐ NSRDS-NBS 7, **High Temperature Properties and Decomposition of Inorganic Salts, Part 1, Sulfates**, by K. H. Stern and E. L. Weise, 1966 (35 cents).
  - ☐ NSRDS-NBS 8, **Thermal Conductivity of Selected Materials**, by R. W. Powell, C. Y. Ho, and P. E. Liley, 1966 (\$1.00).
  - ☐ NSRDS-NBS 9, **Bimolecular Gas Phase Reactions (rate coefficients)**, by A. F. Trotman-Dickenson and G. S. Milne, 1967 (\$2).
  - ☐ NSRDS-NBS 10, **Selected Values of Electric Dipole Moments for Molecules in the Gas Phase**, by R. D. Nelson, Jr., D. R. Lide, Jr., and A. A. Maryott, 1967 (40 cents).
  - ☐ NSRDS-NBS 11, **Tables of Molecular Vibrational Frequencies, Part 2**, by T. Shimanouchi, 1967 (30 cents).
  - ☐ NSRDS-NBS 12, **Tables for the Rigid Asymmetric Roto: Transformation Coefficients from Symmetric to Asymmetric Bases and Expectation Values of  $P_2^2$ ,  $P_4^2$ , and  $P_6^2$** , by R. H. Schwendeman, 1968 (60 cents).
  - ☐ NSRDS-NBS 13, **Hydrogenation of Ethylene on Metallic Catalysts**, by J. Horiuti and K. Miyahara, 1968 (\$1.00).
  - ☐ NSRDS-NBS 14, **X-Ray Wavelengths and X-Ray Atomic Energy Levels**, by J. A. Bearden, 1967 (40 cents).
  - ☐ NSRDS-NBS 15, **Molten Salts, Vol. 1, Electrical Conductance, Density, and Viscosity Data**, by G. Janz, F. W. Dampier, G. R. Lakshminarayanan, P. K. Lorenz, and R. P. T. Tomkins, 1968 (\$3).
  - ☐ NSRDS-NBS 16, **Thermal Conductivity of Selected Materials, Part 2**, by C. Y. Ho, R. W. Powell, and P. E. Liley, 1968 (\$2).
  - ☐ NSRDS-NBS 17, **Tables of Molecular Vibration Frequencies, Part 3**, by T. Shimanouchi, 1968 (30 cents).

- ☐ NSRDS-NBS 18, **Critical Analysis of the Heat-Capacity Data of the Literature and Evaluation of Thermodynamic Properties of Copper, Silver, and Gold From 0 to 300 K**, by G. T. Furukawa, W. G. Saba, and M. L. Reilly, 1968 (40 cents).
  - ☐ NSRDS-NBS 19, **Thermodynamic Properties of Ammonia as an Ideal Gas**, by L. Haar, 1968 (20 cents).
  - ☐ NSRDS-NBS 20, **Gas Phase Reaction Kinetics of Neutral Oxygen Species**, by H. S. Johnson, 1968 (45 cents).
  - ☐ NSRDS-NBS 21, **Kinetic Data on Gas Phase Unimolecular Reactions**, by S. W. Benson and H. E. O'Neal (\$7).
  - ☐ NSRDS-NBS 22, **Atomic Transition Probabilities, Vol. II, Sodium Through Calcium, A Critical Data Compilation**, by W. L. Wiese, M. W. Smith, and B. M. Miles (\$4.50).
  - ☐ NSRDS-NBS 23, **Partial Grotrian Diagrams of Astrophysical Interest**, by C. E. Moore and P. W. Merrill, 1968 (55 cents).
  - ☐ NSRDS-NBS 24, **Theoretical Mean Activity Coefficients of Strong Electrolytes in Aqueous Solutions from 0 to 100° C**, by Walter J. Hamer, 1968 (\$4.25).
  - ☐ NSRDS-NBS 25, **Electron Impact Excitation of Atoms**, by B. L. Moiseiwitsch and S. J. Smith, 1968 (\$2).
  - ☐ NSRDS-NBS 26, **Ionization Potentials, Appearance Potentials, and Heats of Formation of Positive Ions**, by J. L. Franklin, J. G. Dillard, H. M. Rosenstock, J. T. Herron, K. Draxl, and F. H. Field (\$4).
  - ☐ NSRDS-NBS 27, **Thermodynamic Properties of Argon from the Triple Point to 300 K at Pressures to 1000 Atmospheres**, by A. L. Gosman, R. D. McCarty, and J. G. Hust (\$1.25).
  - ☐ NSRDS-NBS 28, **Molten Salts, Vol. 2, Section 1, Electrochemistry of Molten Salts: Gibbs Free Energies and Excess Free Energies From Equilibrium-Type Cells**, by G. J. Janz and C. G. M. Dijkhuis. **Section 2, Surface Tension Data**, by G. J. Janz, G. R. Lakshminarayanan, R. P. T. Tomkins, and J. Wong (\$2.75).
  - ☐ NSRDS-NBS 29, **Photon Cross Sections, Attenuation Coefficients and Energy Absorption Coefficients and Energy Absorption Coefficients From 10 keV to 100 GeV**, by J. H. Hubbell (75 cents).
  - ☐ NSRDS-NBS 30, **High Temperature Properties and Decomposition of Inorganic Salts, Part 2, Carbonates**, by K. H. Stern and E. L. Weise (45 cents).
  - ☐ NSRDS-NBS 31, **Bond Dissociation Energies in Simple Molecules**, by B. deB. Darwent (55 cents).
  - ☐ NSRDS-NBS 32, **Phase Behavior in Binary and Multicomponent Systems at Elevated Pressures: *n* Pentane and Methane *n* Pentane**, by V. M. Berry, 1970 (70 cents).
  - ☐ NSRDS-NBS 33, **Electrolytic and Conductance and the Conductances of the Acids in Water**, by W. J. Hamer and H. J. DeWane, 1970 (50 cents).
  - ☐ NSRDS-NBS 34, **Ionization Potentials and Ionization Limits Derived from the Analyses of Optical Spectra**, by C. E. Moore, 1970 (75 cents).





Latest developments in the subject area of this publication, as well as in other areas where the National Bureau of Standards is active, are reported in the NBS Technical News Bulletin. See following page.



## HOW TO KEEP ABREAST OF NBS ACTIVITIES

Your purchase of this publication indicates an interest in the research, development, technology, or service activities of the National Bureau of Standards.

The best source of current awareness in your specific area, as well as in other NBS programs of possible interest, is the TECHNICAL NEWS BULLETIN, a monthly magazine designed for engineers, chemists, physicists, research and product development managers, librarians, and company executives.

If you do not now receive the TECHNICAL NEWS BULLETIN and would like to subscribe, and/or to review some recent issues, please fill out and return the form below.

Mail to: Office of Technical Information and Publications  
National Bureau of Standards  
Washington, D. C. 20234

Name \_\_\_\_\_

Affiliation \_\_\_\_\_

Address \_\_\_\_\_

City \_\_\_\_\_ State \_\_\_\_\_ Zip \_\_\_\_\_

☐ Please send complimentary past issues of the Technical News Bulletin.

☐ Please enter my 1-yr subscription. Enclosed is my check or money order for \$3.00 (additional \$1.00 for foreign mailing).

*Check is made payable to:* SUPERINTENDENT OF DOCUMENTS.

NSRDS-NBS 36

(cut here)











