



A11103 777266

NISTIR 4862

REFERENCE

NIST PUBLICATIONS



# National Type Evaluation Program

## Index of Device Evaluations

### NCWM PUBLICATION 5

This Publication replaces all previous editions and supplements. It includes all NTEP evaluated devices to this date.

Fourth Edition  
June 12, 1992

U.S. Department of Commerce  
Technology Administration  
National Institute of Standards and Technology  
Gaithersburg, MD 20899



QC  
100  
.U56  
4862  
1992



The National Institute of Standards and Technology has a statutory responsibility for "cooperation with the States in securing uniformity of weights and measures laws and methods of inspection." In partial fulfillment of this responsibility, the Institute is pleased to publish this document for the National Conference on Weights and Measures (NCWM).

# National Type Evaluation Program



## Index of Device Evaluations

### NCWM PUBLICATION 5

This Publication replaces all previous editions and supplements. It includes all NTEP evaluated devices to this date.

Fourth Edition  
June 12, 1992

U.S. Department of Commerce  
Technology Administration  
National Institute of Standards and Technology  
Gaithersburg, MD 20899





The National Institute of Standards and Technology has a statutory responsibility for "cooperation with the States in securing uniformity of weights and measures laws and methods of inspection." In partial fulfillment of this responsibility, the Institute is pleased to publish this document for the National Conference on Weights and Measures (NCWM).



# National Type Evaluation Program

# Index of Device Evaluations

## NCWM PUBLICATION 5

This Publication replaces all previous editions and supplements. It includes all NTEP evaluated devices to this date.



U.S. Department of Commerce  
Barbara Hackman Franklin, Secretary

Technology Administration  
Robert M. White, Under Secretary for Technology

National Institute of Standards and Technology  
John W. Lyons, Director

Fourth Edition  
June 12, 1992






**National  
Type  
Evaluation  
Program**

**Index of Device Evaluations**

**NCWM PUBLICATION 5**

This Publication replaces all previous editions and supplements. It includes all NTEP evaluated devices to this date.

**Fourth Edition  
June 12, 1992**



**U.S. Department of Commerce  
Barbara Hackman Franklin, Secretary**

**Technology Administration  
Robert M. White, Under Secretary for Technology**

**National Institute of Standards and Technology  
John W. Lyons, Director**

MSR  
DC  
4832  
1292



**Introduction To Edition 4 of  
NCWM Publication No. 5  
June 12, 1992**

The listings in this publication include all Certificates of Conformance that have been issued from January 1, 1986 through June 12, 1992. Certificate of Conformance numbers are also included for all devices that have successfully completed type evaluation but for which the hard copy of the certificates have not yet been issued. These certificate listings are identified by a "Date" and by indicating "IN PROCESS" in the "Comments" column. The certificate numbers have been assigned based upon successful completion of the type evaluation.

Several suffix codes are used in conjunction with the basic certificate of conformance number which always remains the same. These codes are necessary to indicate special kinds of certificates and when changes are made to a certificate. These codes are explained below.

- A** Identifies an addendum to a certificate when changes are made to the certificate's contents. A number following the letter "A" designates the number of addenda that have been issued for the certificate. Inconsistencies of format exist in certificates generated over the years. Standard practice now dictates the addenda sequence as follows: xx-xxx, xx-xxxA1, xx-xxxA2, xx-xxxA3, etc.
- P** Identifies a provisional Certificate of Conformance. Provisional certificates are issued based on manufacturers' data when Participating Laboratories cannot fully test devices to insure compliance with Handbook 44. When the test capabilities become available, the devices covered by the provisional certificates are to be resubmitted to complete the type evaluation and to convert the provisional certificates to full Certificates of Conformance. The addenda sequence for provisional certificates is as follows: xx-xxxP, xx-xxxPA1, xx-xxxPA2, xx-xxxPA3, etc.
- PN** Identifies a Pre-NTEP certificate which has been issued under the NTEP policy of accepting results of type evaluation by individual State jurisdictions before the NTEP program was established. After a period of six months, if no information is received indicating the device does not comply with Handbook 44, the certificate is to be upgraded to a full certificate.

**Amended** - Corrections may be made to certificates to correct an error or for editorial purposes. In these cases the word "Amended" will follow the certificate number.



**CONTENTS**

<b>LIST OF COMPANIES</b>	<b>v</b>
<b>LIST OF DEVICE TYPES</b>	<b>xi</b>
<b>LISTING BY COMPANY</b>	<b>A 1</b>
<b>LISTING BY DEVICE TYPE</b>	<b>B 1</b>
<b>LISTING BY CERTIFICATE NUMBER</b>	<b>C 1</b>



## List of Companies

A&D Engineering, Inc.  
Abacus Scales  
Absco Scale Co.  
Accurate Metering Systems, Inc.  
Advance Scale Company  
Advanced Retail Systems Corporation  
Advanced Systems Interfacing, Inc.  
Airway Scale and Mfg Co., Inc.  
Alcoa Recycling Machinery Services  
Alkon Corporation  
Allegany Technology Inc.  
Ameacon, Inc.  
Analogic Corporation  
Antonson/Meto, Inc.  
Applied Forces Corporation  
Applied Technology  
Argo Instruments, Inc.  
Artech Industries, Inc.  
Astec Industries  
AutoGas Systems, Inc.  
Automotive Natural Gas, Inc.  
Avery Weighing Technology  
Baader North America Corp.  
Bennett Pump Company  
Berkel Incorporated  
Better Built Scale Products  
Bizerba United States, Inc.  
BLH Electronics, Inc.

Brechbuhler Scales, Inc.  
Brooks Instrument Division  
Cambridge Engineering, Inc.  
CANMAX Retail Systems, Inc.  
Cardinal/Detecto Scale Mfg. Co.  
CAS Corporation  
CASIO, INC.  
CAT Scale Company  
CCI Scale Company  
Celtron Technologies, Inc.  
Centrodyn Corporation of America  
Certified Scale Co.  
Champion Scale Ltd.  
Check Robot  
CMI Weighing Equipment  
Combo-Tronix, Inc.  
Compro Systems  
COMPTROL Computer Control Inc.  
CompuWeigh  
Condec Consolidated Controls  
Consolidated Controls, Eaton Corporation  
Control Logic Corporation  
Daniel Industries, Inc.  
Denver Instrument Company  
DH Print  
Diamond Control Systems  
Digi Matex, Inc.  
Digi Postal Corporation  
Division Scale

Doran Scales, Inc.  
 Douglas Homs Corporation  
 Dover Corporation  
 Duratron Corporation  
 Durline Scales and Mfg., Inc.  
 Easy Systems Inc.  
 Eaton Corporation  
 Edlund Company, Inc.  
 Electronic Scales International  
 Electroscale Corporation (See Ref.)  
 Emark Corporation  
 Engineered Systems, Inc. (ESI)  
 Epelsa International, Inc.  
 Ernst & Young  
 ESCO Manufacturing, Inc.  
 Esselte Meto  
 Exact Equipment Corporation  
 Fairbanks Scales  
 Fargo Electronic Services Inc.  
 Ferranti Autofil  
 Filing Scale Company  
 FIRST-Weigh  
 Fisher & Porter Company  
 Flex-Weigh Corporation  
 Flintab, Inc.  
 Friden Alcatel  
 GasBoy (See Winslow under The A.H. Emory Co.)  
 GDT, Inc.  
 Gedge Systems  
 General Electrodynamics Corporation  
 General Electronic Systems, Inc.  
 Gilbarco, Inc.  
 Global Scale Imports, Inc.  
 Graco, Inc.  
 Graffco Inc.  
 Griffin Tech. Inc.

GSE, Inc.  
 Gull Inc.  
 Hardin Industries  
 Hardy Instruments, Inc.  
 Hasstech, Inc.  
 Hecon Corporation  
 Henry Troemner, Inc.  
 Hobart Corporation  
 Holtgreven Scale & Electronics Corporation  
 Honeyville Metal, Inc.  
 Hottinger Baldwin Measurements, Inc  
 Howe Richardson Division  
 Howe Scale Div., Chronos Richardson, Inc.  
 Hugin Sweda, Inc.  
 Husky Corporation  
 IBM Corporation  
 ICL, Inc.  
 Indiana Scale Company Inc.  
 Industrial Data Systems, Inc.  
 Information Systems, Inc.  
 Int. Weighing Systems, Inc  
 Intercomp Corporation  
 Interface, Inc.  
 International Mailing Systems, Inc.  
 InterSystems, Inc.  
 Ishida Scales Mfg. Co., Ltd.  
 ISHIDA U.S.A. INC.  
 Ivex Corporation  
 J&S Scale Company, Inc.  
 J.A. King & Company, Inc.  
 Jacobs Scale Co.  
 JB Scale Mfg.  
 John Chatillon & Sons, Inc.  
 Jonel Engineering  
 Junge Control, Inc.  
 JWS Corporation




K-Scale, Inc.  
 K-Tron  
 Koltek, Inc.  
 Koppens Automatic USA Ltd.  
 Kraus Industries  
 Kubota Corporation  
 Lake Goodwin Scale Company, Inc.  
 Liqua-Tech Corporation  
 Liquid Controls Corporation  
 Livestock Marketing Services Corporation  
 Livingston Seed Company  
 Loadometer Corporation  
 Lodec, Inc.  
 M&R Brand Scale  
 M-R Brand Scale Manufacturing, Inc.  
 Mantle Industries Inc.  
 Marel Equipment Inc.  
 Marsh Scale, Inc.  
 Masstron Scale, Inc. (See Toledo)  
 McNeilus Truck & Mfg. Inc.  
 Measurement Systems International  
 Metro Equipment Corporation  
 Metrometer, Inc.  
 Mettler Instrument Corporation  
 Micro General  
 Micro Motion, Inc.  
 Micros Systems, Inc.  
 Mid-America Scale Company  
 Midwest Computer Register Corp.  
 MOBBA  
 Mobile Computing Corporation  
 Morrison Weighing Systems, Inc.  
 National Cash Register  
 National Scale and Repair  
 National Semiconductor  
 NCI Weight-Tronix Inc.  
 NCR Corporation  
 Neptune Water Meter Company  
 New Brunswick International, Inc.  
 NMB Technologies Incorporated  
 OCS Technologies - National Scale Division  
 Ohaus Corporation  
 Ohio Valley Scale & Equipment Corp  
 Oklahoma Industries (see Unibrige)  
 Omron Systems of America  
 Oregon Weighing Systems  
 Orion Scale  
 P.O.M. Incorporated  
 Pacific Scale Co., Inc.  
 PAR Microsystems  
 Parcom Technologies  
 PAT Equipment Corporation  
 Pel-State Electronics  
 Pelouze Scale Company  
 Pennsylvania Scale Company  
 Perkins Scale Corporation  
 Pertech  
 Petro Vend, Inc.  
 Phelps Industries, Inc.  
 Pitney Bowes  
 POS Data Products, Inc.  
 Powell All-Steel Scales, Inc.  
 PSI/Command Data  
 Pulsar Technology Systems, Inc.  
 Quality Business Machines  
 R&W Specialty Mfg. Corp.  
 Ramsey Technology Inc.  
 Retail Automation, Inc.  
 Revere Corp (See Revere Transducers, Inc.)  
 Revere Transducers, Inc.  
 Rice Lake Weighing Systems  
 RSB Engineers/Planners, Inc.

Ruddy Meter Inc.  
 Rusty's Weigh Scales & Service, Inc.  
 S. Jacobs Scale Company  
 Santa Rosa Scale Company  
 Sanyo Business Systems Corp.  
 Sartorius Corporation  
 Scaine S.A.  
 Scale Data Systems  
 Scale Systems, Inc.  
 Scales Unlimited Inc.  
 Schlumberger Technologies, Inc.  
 Schmidt Electronic Laboratories  
 Scientech, Inc.  
 SCOOP Logic Group  
 Sea Shell Technologies  
 Seca Corporation  
 Seedbuero Equipment Company  
 Seltec Corporation  
 Sensortronics  
 Shekel Electronic Scales  
 SI-LODEC  
 Smith Meter Inc.  
 Sooner Scale, Inc.  
 Southwest Pump Company  
 Southwestern Scale Co., Inc.  
 SP Systems, Incorporated  
 Spectra Physics  
 Sterling Scale Company, Inc.  
 Stock Equipment Company  
 Stores Automated Systems, Inc.  
 Stress-Tek, Incorporated  
 Sun Electric Corporation  
 Sun Refining and Marketing Company  
 Sun Scale Inc.  
 Suntronic Technology Group  
 Superior Load Cell


Syn-Tech Systems, Inc.  
 Syracuse Scale Co, Inc.  
 Systems Associates, Incorporated  
 Tanita Corporation  
 Tara Systems  
 TARE Incorporated  
 TEC America, Inc.  
 Tech 21  
 Tedea Inc.  
 Tektra International  
 Tele-Weight, Inc.  
 Thayer Scale  
 The A. H. Emery Company  
 The Merrick Corporation  
 The Scale People, Inc.  
 The Scale Store  
 Thurman Scale Company  
 Tokheim Corporation  
 Toledo Scale Corporation  
 Totalcomp, Inc.  
 Towa Corp. of America  
 Transcell Technology Inc.  
 Transducers, (See Revere Transducers, Inc.)  
 Tri-Coastal Industries  
 Triangle Microsystems, Inc.  
 Trainer Scale & Manufacturing  
 Triple A Scale  
 Tru-Test Distributors Ltd.  
 Tulsa Power Products, Inc.  
 Tuthill Corporation  
 Tyrel Corporation  
 UHL Scale Service, Inc.  
 Unibridge Scale Systems  
 Universel Epsco, Inc.  
 Veeder-Root  
 Vertex Industries, Inc.

Viking Taximeter Company  
W.R. Grace & Co.  
Washington Trade Associates  
Wayne Division  
Webster Scale, Inc.  
Weigh-Tronix, Inc.  
Weight Check  
Weldotron Corporation  
Weldtec Scales  
West Michigan Scales  
Western Scale Company Limited  
William M. Wilson's Sons, Inc.  
Winslow Scale Company  
Wisconsin Electrical Mfr. Co., Inc



## List of Devices

Aluminum Recycling System	Load Cell
Animal Scale	Mass Flow Meter
Belt Conveyor Scale	Monorail Scale
Bench and Counter Scale	Parking Meter
Bulkweighing System	POS Scale
Cash Register	Prepackaging Scale
Computing Scale	Prescription Balance
Crane Scale	Printer
Data Processing Systems	Railroad Track Scale
Dry Measure	Retail Motor Fuel Dispenser
Fabric Measuring Device	Retail Motor Fuel Register
Fan Scale	Retail Motor Fuel System
Field Standard	Service Station Consoles/ECR
Floor Scales	Software
Graduate	Taximeter
Grain Test Scale	Vehicle Scale
Hanging Scale	Vehicle Tank & LPG Meter
Hopper Scale	Weightbeam
Indicating Elements	Weight Classifier
Jewelers' Balance	Wheel Load Weigher
LPG Liquid Meter	Wholesale Meter
Livestock Scale	Wire and Cordage Device



**LISTING BY COMPANY**





LISTING BY COMPANY

CC No.	Date	Company Name	Other Models	Device Type	Model	Accuracy Class	n	Capacity	Platform size	Comments
<b><u>A&amp;D Engineering, Inc.</u></b>										
87-041	09/29/87	A&D Engineering, Inc.		Bench and Counter Scale	FV-60KA1	III	3100	60 x .02 kg	15.4" x 20.8"	Superseded by 87-041A
			FV-30KA2, FV-60KA2, FV-150KA1							
87-041A	04/19/89	A&D Engineering, Inc.		Bench and Counter Scale	FV-60KA1	III	3,100	60 x .02 kg		Digital Bench Scale
			FV-30KA2, FV-60KA2, FV-150KA1							
88-023	03/24/88	A&D Engineering, Inc.		Indicating Elements	AD 4321A & B	III/III L	10,000			Digital Electronic
88-023.A1	03/07/91	A&D Engineering, Inc.		Indicating Elements	AD 4321A & AD 4321B	III/III L	10,000			Digital Electronic
			AD 4321 SS; AD 4321 MS							
88-031	03/10/88	A&D Engineering, Inc.		Indicating Elements	AD4316	III/III L	10,000			Digital Indicating Element
88-095	06/08/88	A&D Engineering, Inc.		Indicating Elements	AD 4323	III/III L	10,000			Digital Indicator
89-037		A&D Engineering, Inc.		Indicating Elements	AD-4332A					
89-037A1	03/16/92	A&D Engineering, Inc.		Indicating Elements	AD 4322A	III & III L	10,000			Digital Electronic
90-061	04/18/90	A&D Engineering, Inc.		Floor Scales	FW-150KA1	III	7,500	300 x .1 lb	15.4" x 20.8"	Digital Electronic
90-061.A1	01/24/91	A&D Engineering, Inc.		Bench and Counter Scale	FW Series	III	10,000	300 lbs	see below	Superseded by 90-061.A2
			Platform: 15.4" x 20.8" (KA1); 12.8" x 16.5" (KA2)							
90-061.A2	02/12/91	A&D Engineering, Inc.		Bench and Counter Scale	FW SERIES	III	10,000	see below	15.4" x 20.8" (KA1)	Digital Electronic
			Platform: 12.8" x 16.5" (KA2), capacities - 12, 60, 120, 200 & 300 lbs.							

LISTING BY COMPANY

CC No.	Date	Company Name	Other Models	Device Type	Model	Accuracy Class	n	Capacity	Platform size	Comments
90-061.A2	08/14/91	AMEND Engineering, Inc.		Bench and Counter Scale	FW Series	III	10,000	see certificate	see below	Digital Electronic
			Platform: 15.4" x 20.8"(KA1)-12.8" x 16.5"(KA2).							
90-064	08/21/90	A&D Engineering, Inc.		Bench and Counter Scale	FV-60KA1	III	3,100	120 x .05 lb	15.4" x 20.8"	Digital Electronic
			FV-30KA2, FV-60KA2, FV-150KA1. Other capacities: 60 x .02 kg, 1920 x 1 oz							
90-096	08/21/90	A&D Engineering, Inc.		Bench and Counter Scale	FV-60KAS1	III	3,000	60 x .02 kg	15.4" x 20.8"	Digital Electronic
			FV-60KAS2 60 x 0.2kg, 150 x 0.5 lb, 2400 x 1 oz, 12.8" x 16.5"							
91-125	03/16/92	A&D Engineering, Inc.		Printer	AD-8115 A,B or C					Electronic
<b><u>Abacus Scales</u></b>										
92-042	03/23/92	Abacus Scales		Floor Scales	XxXHP-YYK	III	5,000	see certificate	see certificate	Low Profile-Ld Cell Electronic
			2x2HP-2K; 2.5x2.5HP-2K; 3x3HP-2K; 4x4HP-5K; 4x4HP-10K; 4x5HP-5K; 4x5HP-10K; 4x6HP-5K; 4x6HP-10K; 5x5HP-5K; 5x5HP-10K; 5x7HP-5K & 5x7HP-10K							
<b><u>Absco Scale Co.</u></b>										
91-003	01/08/91	Absco Scale Co.		Vehicle Scale	5752	IIIL	10,000	200,000 x 20 lb	60" x 10"	Load Cell Electronic
			CLC: 80,000 lb							
91-003A1	04/17/92	Absco Scale Co.		Vehicle Scale	5752 Series	III L	10,000	100k - 270k lb	30x10" - 90x10"	Load Cell Electronic
91-003P	01/08/91	Absco Scale Co.		Vehicle Scale	5752					
<b><u>Accurate Metering Systems, Inc.</u></b>										
85-065A	06/03/88	Accurate Metering Systems, Inc.		Vehicle Tank & LPG Meter	Diessel RZ 2A			99999.9 gal		Vehicle Tank Meter for Milk
90-068	08/21/90	Accurate Metering Systems, Inc.		Wholesale Meter	RZ-3A			35 to 315 gal/min		Digital Electronic
90-068A1	02/07/91	Accurate Metering Systems, Inc.		Wholesale Meter	RZ 3A			35 to 315 gal/min		Digital Electronic

LISTING BY COMPANY

CC No.	Date	Company Name	Other Models	Device Type	Model	Accuracy Class	Capacity	Platform size	Comments
<b><u>Advance Scale Company</u></b>									
87-115	12/29/87	Advance Scale Company		Printer	Auto-Scale 4000				Inbound/outbound vehicle scale
<b><u>Advanced Systems Interfacing, Inc.</u></b>									
89-010	04/05/89	Advanced Systems Interfacing, Inc.		Printer	Microway II/TKII				Computer Interface System
90-150	10/27/90	Advanced Systems Interfacing, Inc.		Bulkweighing System	Bulk II	III	10,000		Digital Electronic
<b><u>Agri-Electronic Systems, Inc.</u></b>									
91-161		Agri-Electronic Systems, Inc.		Vehicle Scale	AES1000 Series				IN PROCESS
92-064	05/07/92	Agri-Electronic Systems, Inc.		Bulkweighing System	AES 2001		10,000		Controller/Computer Interface
<b><u>Airway Scale and Mfg Co., Inc.</u></b>									
88-247P	09/22/88	Airway Scale and Mfg Co., Inc.		Vehicle Scale	AW 60T 1070-PE AW 45T 1035-PE, AW 50T 1040-PE, AW 55T 1050-PE, AW 60T 1060-PE, AW 60T 1065-PE, AW 60T 1080-PE, AW 60T 1090-PE, AW 60T 1095-PE, AW 60T 1100-PE, AW 60T 1105-PE. Capacities (lb): 90,000 - 120,000	III L	6,000	120,000 x 20 lb 10' x 70'	Load Cell Weighing Element
88-313		Airway Scale and Mfg Co., Inc.		NO DEVICE TYPE	65023S				
89-041P	02/23/90	Airway Scale and Mfg Co., Inc.		Load Cell	AW900	III L	10,000 M		20K to 100K WITHDRAWN
90-140		Airway Scale and Mfg Co., Inc.		Bench and Counter Scale	XX XL YY	III			IN PROCESS
90-141	11/02/90	Airway Scale and Mfg Co., Inc.		Load Cell	AW600B Series AW600B-10K, AW600B-15K & AW600B-20K.	III	5000	2500 to 20,000lb	Shear Beam, Tension

LISTING BY COMPANY

CC No.	Date	Company Name	Other Models	Device Type	Model	Accuracy Class	Capacity	Platform size	Comments
90-142	11/02/90	Airway Scale and Mfg Co., Inc.		Load Cell	AW900B	IIII	20,000-100,000lb		Double-Ended Shear Beam
					AW900B-20K, AW900B-25K, AW900B-30K, AW900B-40K, AW900B-50K, AW900B-60K, AW900B-60KL, AW900B-65K, AW900B-75K, AW900B-75KL & AW900B-100K.				
<b><u>Alcoa Recycling Machinery Services</u></b>									
91-047	04/18/91	Alcoa Recycling Machinery Services		Hopper Scale	WH27	III	300 x 0.1 lb		Digital Electronic
<b><u>Alkon Corporation</u></b>									
86-033	12/04/86	Alkon Corporation		Indicating Elements	LCH-1	III/III L	1,000		
<b><u>Ameacon, Inc.</u></b>									
89-039	01/30/90	Ameacon, Inc.		Indicating Elements	PROCESS MATE 96	III L	10,000		
<b><u>Analogic Corporation</u></b>									
87-073	12/30/87	Analogic Corporation		Indicating Elements	AN5315	III/III L	10,000		Digital Indicating Element
87-074	12/30/87	Analogic Corporation		Indicating Elements	AN5316	III/III L	10,000		Digital Indicating Element
87-075	12/30/87	Analogic Corporation		Indicating Elements	AN5322	III/III L	10,000		Digital Indicating Element
88-175	11/01/88	Analogic Corporation		Indicating Elements	ITG 3030	III/III L	10,000		Digital Electronic
91-083	05/22/91	Analogic Corporation		Indicating Elements	AN3050	III/III L	10,000		Electronic
<b><u>Antonson/Meto, Inc.</u></b>									
87-067	10/14/87	Antonson/Meto, Inc.		Computing Scale	823	III	30 x 0.01 lb	12" x 14.5"	Digital Computing Scale

LISTING BY COMPANY

CC No.	Date	Company Name	Other Models	Device Type	Model	Accuracy Class	n	Capacity	Platform size	Comments
<b><u>Applied Forces Corporation</u></b>										
88-097	06/08/88	Applied Forces Corporation		Indicating Elements	F3, F4, F5, and F6	III/III L	10,000			Digital Indicator
88-097A1	09/11/90	Applied Forces Corporation		Indicating Elements	F3, F4, F5, F6	III/III L	10,000			Digital Electronic
<b><u>Applied Technology</u></b>										
89-100	10/12/89	Applied Technology		Retail Motor Fuel System	1200P, 1200W					
<b><u>Argo Instruments, Inc.</u></b>										
91-168	12/12/91	Argo Instruments Inc		Taximeter	1144					Digital Electronic
Flag Drop \$0.01-\$655.35; Fare Increment: \$0.01-\$99.99										
<b><u>Artech Industries, Inc.</u></b>										
87-057	05/24/88	Artech Industries, Inc.		Load Cell	20210	III	4500 S	25 to 10000 lb		Superseded by 87-057A3
87-057A2	05/02/89	Artech Industries, Inc.		Load Cell	20210	III	4,500 S	25 - 10,000 lb		Superseded by 87-057A3
87-057A3	05/11/90	Artech Industries, Inc.		Load Cell	20210	III, III L	5k, 10k S	25 - 40,000 lb		Type "S" - Load Cell
Capacities (lb): 25, 50, 75, 100, 150, 200, 250, 300, 500, 600, 750, 1,000, 1,250, 1,500, 2,000, 2,500, 3,000, 4,000, 5,000, 7,500, 10,000, 15,000, 20,000, 25,000, 30,000, 35,000, 40,000										
87-057P	09/29/87	Artech Industries, Inc.		Load Cell	20210	III	4500 S	25 - 10000 lb		Superseded by 87-057A3
Capacities (lb): 50, 100, 250, 500, 1000, 2500, 3000, 5000, 10000										
87-057PA	01/27/88	Artech Industries, Inc.		Load Cell	20210	III	4500 S	25 - 10000 lb		Superseded by 87-057A3
87-057PA3	02/12/90	Artech Industries, Inc.		Load Cell	20210	III, III L	5K, 10K S	25 to 20,000 lb		Superseded by 87-057A3
87-058	05/24/88	Artech Industries, Inc.		Load Cell	30310	III/III L	5000 M	1000 to 10000 lb		Superseded by 87-058A2

LISTING BY COMPANY

CC No.	Date	Company Name	Other Models	Device Type	Model	Accuracy Class	n	Capacity	Platform size	Comments
87-058A3	03/07/91	Artech Industries, Inc.		Load Cell	30310	III/III L	5,000	1,000 to 10k lb		Shear Beam
The specific models of load cells covered by this certificate are identified by the capacity of each load cell.										
87-058A2	05/02/89	Artech Industries, Inc.		Load Cell	30310	III/III L	5,000 M	1k - 10k lb		Shear Beam
Specific models of load cells are identified by the capacity. See Certificate. Optional model families: 30210 and 30310-xx-C/B										
87-058P	09/29/87	Artech Industries, Inc.		Load Cell	30310	III	5000 M	1000 - 10000 lb		Superseded by 87-058A2
87-058PA	01/27/88	Artech Industries, Inc.		Load Cell	30310	III/III L	5000 M	1000 - 10000 lb		Superseded by 87-058A2
87-094	05/24/88	Artech Industries, Inc.		Load Cell	70210	III/III L	5,000 M	5k - 50k lb		Double Ended Shear Beam
87-094.A1	03/07/91	Artech Industries, Inc.		Load Cell	70210	III/III L	5,000	5,000 to 50k lb		Double Ended Shear Beam
The specific models of load cells covered by this certificate are identified by the capacity of each load represented.										
87-094A2		Artech Industries, Inc.		Load Cell	70210	III/III L	see below	see below		IN PROCESS
Class III, M, n = 5,000, Capacity 5,000 to 50,000 lb Class III L, M, n = 10,000, Capacity 5,000 to 200,000 lb										
87-094P	01/27/88	Artech Industries, Inc.		Load Cell	70210	III/III L	5000 M	5000 to 50000 lb		Superseded by 87-094
Capacities (lb) 5,000: 10,000: 20,000: 50,000										
90-032	04/25/90	Artech Industries, Inc.		Load Cell	SS30310 SERIES	III/III L	5k, 10k M	1,000 - 10,000 lb		SHEAR BEAM LOAD CELL
Class III, single cell, n = 5,000. Class III L, single cell, n = 10,000. Capacity 1,000 to 10,000 lb. Other models: SS30210 and SS30310-xx-C/B										
90-032P	02/12/90	Artech Industries, Inc.		Load Cell	SS30310 Series	III/III L	5K, 10K M	1,000 to 10,000lb		Superseded by 90-032
90-083	05/15/90	Artech Industries, Inc.		Load Cell	80210 Series	III L	10,000	20,000 - 200,000		Double Ended Shear Beam
80310 - The difference between the Models 80210 and 80310 is in the manner of contact of the load cell to the mounting assembly. The 80210 has a semicircular indentation in the middle of the bottom of the cell where the cell rests on a semicircular rod. The point of contact is the semicircular areas. The bottom of the 80310 is flat and the semicircular is turned upside down so the flat area is in contact with the load cell. The semicircular rod makes contact with a flat plate in its mounting assembly										
90-083.A1		Artech Industries Inc		Load Cell	80210 Series	III L	10,000	20,000 - 200,000		IN PROCESS

LISTING BY COMPANY

CC No.	Date	Company Name	Other Models	Device Type	Model	Accuracy Class	Capacity	Platform size	Comments
<b><u>Astec Industries</u></b>									
87-037P	09/14/87	Astec Industries		Hopper Scale	SEB	III L	75 x 0.02 ton		Portable Hopper Scale
89-128	10/24/89	Astec Industries		Hopper Scale	WB		20,000 lb		Superseded by 89-128A1
89-128A1	04/18/90	Astec Industries		Hopper Scale	WB, WB-A, AC, DA	III L	1,000 - 20,000 lb		Digital Electronic
<b><u>AutoGas Systems, Inc.</u></b>									
88-256	01/25/89	AutoGas Systems, Inc.	AC 2004 E, AC 2003 M	Retail Motor Fuel System	AT 2002 X				Card Reader/Station Controller
<b><u>Avery Weighing Technology</u></b>									
87-071	12/30/87	Avery Weighing Technology	Optional capacity: 30 x 0.01 lb	Bench and Counter Scale	3359	III	60 x .02 lb	350mm x 350mm	Digital Bench Scale
87-071A	09/22/88	Avery Weighing Technology	Optional capacities: 30 x 0.01 lb, 60 x 0.02 lb	Bench and Counter Scale	3359	III	100 x 0.05 lb	350 mm x 350 mm	Digital Electronic
88-001	03/01/88	Avery Weighing Technology		Computing Scale	A600	III	15 x .01 lb	13.75" x 8.75"	Superseded by 88-001A1
88-001A1		Avery Weighing Technology		Computing Scale	A600	III	15 & 30 x 0.01 lb	13.75" x 8.75"	IN PROCESS
88-056	05/26/88	Avery Weighing Technology		Prepackaging Scale	B700	III	30 x 0.01 lb	12" x 15.25"	Digital Prepackaging Scale
88-170	09/22/88	Avery Weighing Technology		Computing Scale	A100E	III	30 x 0.01 lb	13.5" x 11"	Digital Electronic
88-179	09/22/88	Avery Weighing Technology	8638, 8636	Computing Scale	1770	III	30 x 0.01 lb	9.5" x 11.5"	Digital Electronic

LISTING BY COMPANY

CC No.	Date	Company Name	Other Models	Device Type	Model	Accuracy Class	n	Capacity	Platform size	Comments
88-180	09/23/88	Avery Weighing Technology	1791A, 1791C, 1791E	Computing Scale	1791	III	3,000	30 x 0.01 lb	344 mm x 280 mm	Digital Electronic
88-255	11/01/88	Avery Weighing Technology		Computing Scale	A100	III	3,000	30 lb	13.5" x 11"	Digital Electronic
<b><u>Baader North America Corp.</u></b>										
86-007	05/28/86	Baader North America Corp.		Bench and Counter Scale	1020.30.73	III	3000	300 kg (600 lb)	24" x 19 1/2"	
			10XX.10, 10XX.20, 10XX.30, 10XX.40							
86-008	05/28/86	Baader North America Corp.		Indicating Elements	8600 Series		3000			
			8605.15.00: 8605.15.05: 8610.20.00: 8610.20.01: 8610.20.03: 8610.20.06: 8610.20.07: 8610.20.08: 8615.25.00: 8615.25.05							
87-026	08/25/87	Baader North America Corp.		Floor Scales	3020.10.02	III	3,000	300 kg	36"x36"	Elec. Load Cell Weighing Elem.
<b><u>Bennett Pump Company</u></b>										
87-020	05/22/87	Bennett Pump Company		Service Station Consoles/ECR	M 430					Superseded by 87-020A2
87-020A	04/19/89	Bennett Pump Company	A 430-1	Service Station Consoles/ECR	Access 430					Superseded by 87-020A2
87-020A2	08/21/89	Bennett Pump Company	MI 320, MI 350	Service Station Consoles/ECR	ECR-430 ECR A 430-1					Cash Register/Controller
87-062	10/27/87	Bennett Pump Company		Retail Motor Fuel Dispenser	6000 Series			99,999 gal.		Digital RFD
			6012, 6013, 6022, 6025, 6024, 6027							
88-083	05/26/88	Bennett Pump Company		Service Station Consoles/ECR	100			24 dispensers		Electronic Service Station POS
88-303	04/19/89	Bennett Pump Company	A 410-1, A 410-2	Service Station Consoles/ECR	A 410-1 and A 410-2					Superseded by 88-303A1



LISTING BY COMPANY

CC No.	Date	Company Name	Other Models	Device Type	Model	Accuracy Class	Capacity	Platform size	Comments
88-303A1	08/21/89	Bennett Pump Company		Service Station Consoles/ECR	A 410-X*		999.99 vol		Digital Electronic
			A 410-1, A 410-2, MI 320, MI 350						
89-063	10/02/89	Bennett Pump Company		Retail Motor Fuel Dispenser	7000 & 9000 Series		999.999 total gal		Superseded by 89-063A1
89-063.A2	07/10/91	Bennett Pump Company		Retail Motor Fuel Dispenser	7000 & 9000 Series				Electronic Computing
89-063A1	01/31/91	Bennett Pump Company		Retail Motor Fuel Dispenser	7000 & 9000 Series	\$9,999/vol	999.999 total vol	\$9,999.99 total \$	Electronic Computing
			7600 & 7800 High Cap Series, Includes: 9000 Series, Conventional 7000 Series - Low hose & High hose.						
89-072	10/02/89	Bennett Pump Company		Service Station Consoles/ECR	OMNI-OT		up to 24 dispens.		
90-034	02/14/90	Bennett Pump Company		Retail Motor Fuel Dispenser	3700 & 3900 Series				Analog Volume Only
			3722; 3724; 3725; 3725D; 3727; 3782; 3788; 3788D; 3789; 3789D; 3792; 3922; 3924; 3925; 3925D; 3927; 3912; 3913 & 3913D						
90-034A1	03/12/92	Bennett Pump Company		Retail Motor Fuel Dispenser	3700 & 3900 Series				Analog Volume Only
			3722; 3724; 3725; 3725D; 3727; 3782; 3788; 3788D; 3789; 3789D; 3792; 3922; 3924; 3925; 3925D; 3927; 3912; 3913 & 3913D.						
90-034PN	07/11/91	Bennett Pump Company		Retail Motor Fuel Dispenser	3700 Series				Analog Volume Only
			3722, 3724, 3725, 3725D, 3727, 3782, 3788, 3788D, 3789, 3789D, 3792, 3922, 3924, 3925, 3925D, 3927, 3912, 3913 & 3913D.						
90-034PNA1		Bennett Pump Company		NO DEVICE TYPE	3900 Series				
90-035PN	03/13/90	Bennett Pump Company		Retail Motor Fuel Dispenser	4000 Series				Analog Computing
			4012, 4013, 4022, 4024, 4025, 4027						
90-036PN	03/13/90	Bennett Pump Company		Service Station Consoles/ECR	81 Series				Digital
			814M, 816M, 818M						
90-162	01/31/91	Bennett Pump Company		Service Station Consoles/ECR	M405-8E & M405-16E		999.99 total vol	9,999.999 total \$	RMFD Console
			For use with electronic RMFD's, M405-*e interfaces with up to 8 hoses, M405-16E interfaces with up to 16 hoses.						
91-095	04/12/91	Bennett Pump Company		Retail Motor Fuel Register	SB 100				

LISTING BY COMPANY

CC No.	Date	Company Name	Other Models	Device Type	Model	Accuracy Class	n	Capacity	Platform size	Comments
<b><u>Berkel Incorporated</u></b>										
88-171	08/30/88	Berkel Incorporated		Computing Scale	688LS	III	3,000	30 x 0.01 lb	13.5" x 11"	Digital Electronic
88-179.A1	03/07/91	Berkel Incorporated		Computing Scale	1770	III	3,000	30 x 0.01 lb	9.5" x 11.5"	Digital Computing
88-181	08/30/88	Berkel Incorporated	680 CW MKII	Bench and Counter Scale	680 MKII	III	3,000	30 x 0.01 lb	384 mm x 280 mm	Digital Electronic
90-095	08/21/90	Berkel Incorporated	RS-300- 300 x 0.1 lb	Bench and Counter Scale	RS-150	III	3,500	150 x 0.05 lb	13.9" x 19.7"	Digital Electronic
90-154	01/03/91	Berkel Incorporated		Computing Scale	623LS	III	3,000	30 x 0.01 lb	400 x 252 mm	Digital Electronic
91-165	03/12/92	Berkel Incorporated		Bench and Counter Scale	CX10	III	5000	50 x 0.01 lb	11" x 13 1/2"	Digital Electronic
92-037	03/25/92	Berkel Incorporated		Computing Scale	A100E	III	3000	30 lb	13.5" x 11"	Digital Electronic
92-038	03/25/92	Berkel Incorporated		Computing Scale	A600	III	3000	15x0.01/30x0.01lb	13.75" x 8.75"	Digital Electronic
92-065		Berkel Incorporated		Computing Scale	CX20, CX30					IN PROCESS
<b><u>Better Built Scale Products</u></b>										
90-066	04/18/90	Better Built Scale Products		Indicating Elements	UMC 555 AAAAA	III/III L	10,000			Digital Electronic
Optional Models: UMC 555 ----, Enclosure: A = Standard, Mildsteel Painted, B = Nema Enclosure, Input Power: A = 117 VAC, 60Hz, B = 227 VAC, 50Hz. Load Cell Term: A = Standard 6-wire Connector, B = RFI-Shielded 6-Wire Connector: A = Standard, B = Non-Standard.										
<b><u>Bizerba United States, Inc.</u></b>										
86-023	09/29/86	Bizerba United States, Inc.		Computing Scale	Pro 7000	III	3000	30 x 0.01 lb	15" x 10.25"	

LISTING BY COMPANY

CC No.	Date	Company Name	Other Models	Device Type	Model	Accuracy Class	n	Capacity	Platform size	Comments
86-028	10/14/86	Bizerba United States, Inc.		Computing Scale	Pro 7500	III	3000	0-15 x 0.005 lb	15" x 10.5"	Digital Electronic
			Pro 7400. Other capacity: 15-30 lb x 0.01 lb							
86-028A	11/05/87	Bizerba United States, Inc.		Computing Scale	PRO7400, PRO7500	III	3000	0-15 x 0.005 lb	15" x 10.5"	Digital Electronic
			Other capacity 15-30 lb x 0.01 lb: 30 lb x 0.01 lb							
89-009	08/02/89	Bizerba United States, Inc.		Computing Scale	PRO 6000	III	3,000	30 X 0.01 lb	15" x 10.5"	Superseded by 89-009A1
89-009A1	10/12/89	Bizerba United States, Inc.		Computing Scale	PRO 6000	III	3000	30 x 0.01 lb	15" x 10.5"	
			PRO 6400 hanging scale							
90-053	06/14/90	Bizerba United States, Inc.		Computing Scale	PRO9000 Series	III	3,000	30 x 0.01 lb	10.4" x 15"	Digital Electronic
			This series consists of the Models PRO9100, PRO9400, PRO9700, PRO9600 & PRO9800.							
91-072	05/15/91	Bizerba United States, Inc.		Indicating Elements	MCE-XX	III	6,800			Digital Electronic
91-073	05/15/91	Bizerba United States, Inc.		Indicating Elements	MCI-W	III	6,800			Digital Electronic
91-074	05/15/91	Bizerba United States, Inc.		Indicating Elements	20	III	6,800			Load Cell Electronic
91-075	05/15/91	Bizerba United States, Inc.		Indicating Elements	150	III	6,800	300 x 0.05 lb	15.7 x 19.7"	Flexure Lever, Load Cell
91-076	05/15/91	Bizerba United States, Inc.		Indicating Elements	350	III	6,800	600 x 0.05 lb	23.7 x 31.5"	Flexure Lever-Load Cell
92-100.		Bizerba United States, Inc.		NO DEVICE TYPE	PVT/PHT Series					IN PROCESS
92-101		Bizerba United States, Inc.		Computing Scale	SW/BW/EW Series					IN PROCESS

**BLH Electronics, Inc.**

87-060 06 28 86 BLH Electronics, Inc. Load Cell  
 Capacities 20k, 50k, 100k, 200k 20k-200k lb 4,500 M III L

LISTING BY COMPANY

CC No.	Date	Company Name	Other Models	Device Type	Model	Accuracy Class	n	Capacity	Platform size	Comments
87-060P	03/10/88	BLH Electronics, Inc.	Load Cell Capacities (lb): 20k, 50k, 100k, 200k	Load Cell	C2P1	III	3000	20000 - 200000 lb		WITHDRAWN
87-060PA	01/27/88	BLH Electronics, Inc.	Load Cell Capacities (lb): 20k, 50k, 100k, 200k	Load Cell	C2P1	III L	10000	20000 - 200000 lb		Superseded by 87-060
87-061	06/28/88	BLH Electronics, Inc.	Load Cell Capacities (lb): 450, 1125, 2250, 4500	Load Cell	KIS-3	III	3,000	450 - 45000 lb		Shear Beam Load Cell
87-061P	09/29/87	BLH Electronics, Inc.	Load Cell Capacities: 450, 1125, 2250, 4500	Load Cell	KIS-3	III	3,000	450-4500 lb		Superseded by 87-061
87-082	12/18/87	BLH Electronics, Inc.	Indicating Elements	Indicating Elements	LCI	III/III L	10,000			Digital Indicating Element
91-155	10/08/91	BLH Electronics, Inc.	Load Cell Multiple Cells: III L	Load Cell	C2Z1	III L	10,000	20k to 200k		Compression
<b><u>Brechtuhler Scales, Inc.</u></b>										
91-129	08/21/91	Brechtuhler Scales, Inc.	Indicating Elements	Indicating Elements	UMC 600 XX-XX	III/III L	10,000			Digital Electronic
91-130	08/22/91	Brechtuhler Scales, Inc.	Indicating Elements	Indicating Elements	UMC 555-XXXX Series	III/III L				Digital Electronic
91-131	08/22/91	Brechtuhler Scales, Inc.	Load Cell N-max: SC-Class III: 5,000; SC-Class III L: 10,000	Load Cell	RL200000A-XXX	III/III L	see below	25 - 20,000 lb		S-Beam Tension
<b><u>Brooks Instrument Division</u></b>										
89-101	09/13/90	Brooks Instrument Division	Wholesale Meter Generic name: PetroCount II	Wholesale Meter	0500B1BXX1					Digital Electronic
89-116	10/24/89	Brooks Instrument Division	Wholesale Meter	Wholesale Meter	0501A1BXX					

LISTING BY COMPANY

CC No.	Date	Company Name	Other Models	Device Type	Model	Accuracy Class	Capacity	Platform size	Comments
90-117	09/11/90	Brooks Instrument Division		Wholesale Meter	PetroCount 44				Digital Electronic
			004X-XXXXXXXX and 004X-XXXX						
90-118	11/02/90	Brooks Instrument Division		Wholesale Meter	Turbo				3-inch & 4-inch
			Generic Name: Parity Series						
90-118A1	03/26/92	Brooks Instrument Division		Wholesale Meter	Turbo				3-inch; 4-inch & 6-inch
			Trademark Name: Parity Series						
92-082PN		Brooks Instrument Division		Wholesale Meter	see below				IN PROCESS
			B62DS, B-72DB, B-82DB, B-92DEB.						
92-083PN		Brooks Instrument Division		Wholesale Meter	see below				IN PROCESS
			BA-31, BA-33, B-40DB, B-50DB, B-60CB, B-61CB, B-61CB-1						
<b><u>CANMAX Retail Systems, Inc.</u></b>									
87-025	01/25/89	CANMAX Retail Systems, Inc.		Service Station Consoles/ECR FULL SERVE					Cash Register Service
			Class 2157, Model 0104: Class 2157, Model 0109						
91-050		CANMAX Retail Systems, Inc.		Software	C-Serve				IN PROCESS
<b><u>Cardinal/Detecto Scale Mfg. Co.</u></b>									
86-035	12/17/86	Cardinal/Detecto Scale Mfg. Co.		Indicating Elements	738	III/III L	10,000		Digital Electronic
86-035A	03/25/88	Cardinal/Detecto Scale Mfg. Co.		Indicating Elements	738	III/III L	10,000		Digital Electronic
			738 BA (Batch Aid)						
86-035A2	04/18/90	Cardinal/Detecto Scale Mfg. Co.		Indicating Elements	738	III/III L	10,000		Digital Electronic
86-035A3	07/29/91	Cardinal/Detecto Scale Mfg. Co.		Indicating Elements	738/738 SCD	III/IIIL	10,000		Digital Electronic

LISTING BY COMPANY

CC No.	Date	Company Name	Other Models	Device Type	Model	Accuracy Class	n	Capacity	Platform size	Comments
86-036	12/19/86	Cardinal/Detecto Scale Mfr. Co.		Indicating Elements	10K	III/III L	10000			Digital Electronic
87-027	07/16/87	Cardinal/Detecto Scale Mfr. Co.		Bench and Counter Scale	6600 Series 6600-2, 6600-5, 6600-10, 6600-50, 6600-100	III	5,000	100x0.02 lb	8.25" x 14.5"	Digital Bench Scale
87-028	07/13/87	Cardinal/Detecto Scale Mfr. Co.		Bench and Counter Scale	AP-20	III	1,999	19.99x0.01	6.75" x 5.25"	Supersedes by 87-028A1
87-028A1	01/06/90	Cardinal/Detecto Scale Mfr. Co.	AP-M1, AP-M2	Bench and Counter Scale	AP-20	III	1999	19.99 X 9.91 lb	6.75 x 5.25 "	Digital Bench Scale
87-033	07/16/87	Cardinal/Detecto Scale Mfr. Co.		Bench and Counter Scale	6600 Series 6600-2, 6600-5, 6600-10, 6600-50, 6600-100	III	5,000	100 x 0.02lb	8.25" x 14.5"	Digital Bench Scale
87-034	07/16/87	Cardinal/Detecto Scale Mfr. Co.		Bench and Counter Scale	AP-20	III	1,999	19.99 x 0.01 lb	6.75" x 5.25"	Superseded by 87-034A1
87-034A1	01/06/90	Cardinal/Detecto Scale Mfr. Co.	AP-M1, AP-M2	Bench and Counter Scale	AP-20	III	1999	19.99 x 9.91 lb	6.75" x 5.25"	Digital Bench Scale
87-059	04/06/92	Cardinal/Detecto Scale Mfr. Co.		Load Cell	SB SERIES Class III-MC-5000; Class III L-SC-10000	III/III L	III5kM/	2.5k - 20k lb		Stainless Steel Shear Beam
87-059P	11/25/87	Cardinal/Detecto Scale Mfr. Co.		Load Cell	SB-5000S SB-2500S, SB-5000S, SB-10 000S, SB-20 000S	III	5,000 M	2.5k - 20k lb		Shear Beam
87-059P.A	01/22/88	Cardinal/Detecto Scale Mfr. Co.		Load Cell	SB-5000S SB-2500S, SB-5000S, SB-10 000S, SB-20 000S	III L	10,000 S	2.5 - 20k lb		Shear Beam Load Cell
87-059P.A1	02/20/91	Cardinal/Detecto Scale Mfr. Co.		Load Cell	SB-5000S SB-2500S, SB-5000S, SB-10000S & SB-20000S	III	MC-5000	2500 - 20,000 lb		Shear Beam
87-083P	04/07/88	Cardinal/Detecto Scale Mfr. Co.		Load Cell	50K-HDD	III L	10,000 M	50,000 lb		Column Compression Load Cell

LISTING BY COMPANY

CC No.	Date	Company Name	Other Models	Device Type	Model	Accuracy Class	Capacity	Platform size	Comments
88-010PN	03/01/88	Cardinal/Detecto Scale Mfr. Co.	Floor Scales	BSR and BSRL 56BSR, 58BSR, 59BSR, 108BSR, 109BSR, 10SBSR, 15SBSR, 20SBSR, 30SBSR	III	5-150 TON	VARIOUS	Dormant Industrial Scale	
88-011PN	03/01/88	Cardinal/Detecto Scale Mfr. Co.	Hopper Scale	FS Series FS-1F, -2F, -2.5F, -3F, -4, -5, -6, -7, -8, -9, -10, -11	III/III L	5000 - 300000 LB		Floor Tank & Hopper Mech. lev.	
88-012PN	03/01/88	Cardinal/Detecto Scale Mfr. Co.	Vehicle Scale	SR and SRL Series 1018 SR: 1522 SR: 2024 SR: 3034 SR: 30343 SR: 40403 SR: 5045 SR: 5050 SR: 5060 SR: 5070 SR: 501207 SR: 6045 SR: 6050 SR: 6060 SR: 75705 SR: 8060 SR: 8070 SR: 10060 SR: 100100 SR: 15070 SR. Capacity range 10-150 tons	III/III L	10-150 TONS	18' x 9' - 100' x 10'	Mech. Lever Weighing Element	
88-013PN	03/01/88	Cardinal/Detecto Scale Mfr. Co.	Vehicle Scale	ASR and ASRL 206-ASR: 208-ASR: 2010-ASR: 308-ASR: 3010-ASR: 3012-ASR	III/III L	30 Tons	12' x 10'	Mechanical axle load scales	
88-014PN	03/01/88	Cardinal/Detecto Scale Mfr. Co.	Floor Scales	OLP Series OLP-505F, -505, -404F, -404	III	4,000	60" x 60"	Overhead Mech. Plat. Scale	
88-015PN	03/01/88	Cardinal/Detecto Scale Mfr. Co.	Railroad Track Scale	RS, RSL, RSA & RSAL 6050-RSA, 6060-, 6070-, 6650-, 6660-, 7250-, 6080-, 6670-, 7260-, 7270-, 6680-, 7280-	III/III L	150-300 TONS	60' x 10' - 72' x 10'	Railway Track Vehicle Scale	
88-016PN	03/01/88	Cardinal/Detecto Scale Mfr. Co.	Hopper Scale	SH Series SH-1, -2, -3, -3.5, -4, -5, -6, -7, -8. Capacity range 1,000 to 100,000 lbs	III/III L	1,000 - 100,000lb		Suspension Hopper Lever Sys.	
88-017PN	03/01/88	Cardinal/Detecto Scale Mfr. Co.	Livestock Scale	LS Series 31, LS51208, LS51408, LS51608, LS1016, LS1018, LS1022, 1030 S, 1530 S, 2026 S	III/III L	1.5 - 20 ton	8 x 3 - 26 x 14'	Mechanical Weighing Element	
88-028	03/01/88	Cardinal/Detecto Scale Mfr. Co.	Computing Scale	PC-30 PC-10, -10 kg, -11, -11 kg, -20, -20 kg, -21, -21 kg, -30 kg, -31, -31 kg	III	30 x 0.01 lb	13" x 8"	Digital Computing Scale	
88-028A1	08/21/90	Cardinal/Detecto Scale Mfr. Co.	Computing Scale	PC-30A	III	30 x 0.01 lbs	13" x 8"	Digital Electronic	
88-028A2	05/05/92	Cardinal/Detecto Scale Mfr. Co.	Computing Scale	PC Series PC-10A, PC-10kg A, PC-11A, PC-11kg A, PC-20A, PC-20kg A, PC-21A, PC-21kg A, PC-30A, PC-30kg A, PC-31A, PC-31kg A. Capacities: 6 x 0.002 lb, 3 x 0.001 kg, 15 x 0.005 lb, 30 x 0.01 kg.	III	see below	13" x 8"	Digital Electronic	

LISTING BY COMPANY

CC No.	Date	Company Name	Other Models	Device Type	Model	Accuracy Class	Capacity	Platform size	Comments
88-061PN	10/11/88	Cardinal/Detecto Scale Mfr. Co.	Vehicle Scale	PRC and SRC Series Modified Model Numbers XYYY-PRC-H and XYYY-SRC-I		III L	60 to 180' x 10'		Digital Electronic
88-106	06/09/88	Cardinal/Detecto Scale Mfr. Co.	Floor Scales	854F-50P, -50K, -50PK, -100P, -100PK	854F-100P	III	1,000 lb	19" x 28"	Mechanical Lever Floor Scale
88-106A1	08/21/90	Cardinal/Detecto Scale Mfr. Co.	Bench and Counter Scale	854P		III	see below	19" x 28"	Full Mechanical
88-107	06/09/88	Cardinal/Detecto Scale Mfr. Co.	Floor Scales	854F-50P, -50K, -50PK, -100P, -100PK	854F-100P	III	1,000 lb	19" x 28"	Mechanical Lever Floor Scale
88-108	06/09/88	Cardinal/Detecto Scale Mfr. Co.	Floor Scales	954F-100P, -50K, -100PK	954F-100P	III	2,000lb	28" x 28"	Mechanical Lever Floor Scale
88-108A1	08/21/90	Cardinal/Detecto Scale Mfr. Co.	Floor Scales	954F Levertronic: 8950F, 5950F - Full Mechanical: 954F-100P, 954F-500K, 954F-100PK		III	2000 lb	28"x28"	Mechanical portable floor scal
88-109	06/09/88	Cardinal/Detecto Scale Mfr. Co.	Floor Scales	954F-100P, -50K, -100PK	954F-100P	III	2,000 lb	28" x 28"	Mechanical Lever Floor Scale
88-110	06/09/88	Cardinal/Detecto Scale Mfr. Co.	Hanging Scale	40 S		III	32 lb x 1 oz	Com. Pan	Mechanical Dial Hanging Scale
88-111	06/09/88	Cardinal/Detecto Scale Mfr. Co.	Hanging Scale	40 S		III	32 lb x 1 oz	Com. Pan	Mechanical Dial Hanging Scale
88-112	06/09/88	Cardinal/Detecto Scale Mfr. Co.	Bench and Counter Scale	6900-4 and 6900-80 6900-4, 6901-4, 6900-8, 6901-8, 6900-40, 6901-40, 6900-80, 6901-80		III	4 x 0.001 lb	8" Diameter	Digital Bench Scale
88-113	06/09/88	Cardinal/Detecto Scale Mfr. Co.	Bench and Counter Scale	6900-4, 6901-4, 6900-8, 6901-8, 6900-40, 6901-40, 6900-80, 6901-80		III	4lb - 80lb	8" Diameter	Digital Bench Scale
88-130	03 12 92	Cardinal/Detecto Scale Mfr. Co.	Bench and Counter Scale	XTD & ETD SERIES XTD-4638, XTD-4848, XTD-6048, XTD-6060, XTD-7248, XTD-7260, XTD-7654, XTD-8460 & XTD-9672		III	6500	see certificate	Dormant Mechanical



LISTING BY COMPANY

CC No.	Date	Company Name	Other Models	Device Type	Model	Accuracy Class	Capacity	Platform size	Comments
88-130PN	08/31/88	Cardinal/Detecto Scale Mfr. Co.		Floor Scales	XTD and ETD Series XTD-4638, -4848, -6048, -6060, -7248, -7260, -7654, -8460, -9672	III	6500 lb		Dormant Mechanical
88-131	03/12/92	Cardinal/Detecto Scale Mfr. Co.		Bench and Counter Scale	XD Series XD-4638; XD-4848; XD-6048; XD-6060; XD-7248; XD-7260; XD-8460 & XD-9672	III	6500	see certificate	Dormant Mechanical
88-131PN	08/31/88	Cardinal/Detecto Scale Mfr. Co.		Floor Scales	XD Series XD-4638, -4848, -6048, -6060, -7248, -7260, -7654, -8460, -9672	III	6500 lb		Dormant Mechanical
88-132PN	08/31/88	Cardinal/Detecto Scale Mfr. Co.		Floor Scales	SCD and SCDF Series SCD-4638, -4848, -6048, -6060, -7248, -7260, -7654, -8460, -9672, -10884, -12096	III	12,500 lb		Dormant Mechanical
88-133PN	06/17/88	Cardinal/Detecto Scale Mfr. Co.		Indicating Elements	3000 Series 3200, 3250, 3300, 3025, 3050, 3075, 3500	III	1,200		Mechanical Dial Indicator
88-134PN	06/17/88	Cardinal/Detecto Scale Mfr. Co.		Bench and Counter Scale	2200 Series 2200 DB, 2200 AB, 2201 DD, 2201 AD, 2202 DE, 2202 AE, 2202 AEDX, 2203 DF, 2203 AF, 2203 AFDX, 2203 AFDX, 2205 DJ	III	50 - 125 lb	18" x 20"	Mechanical Dial Bench Scale
88-135PN	06/17/88	Cardinal/Detecto Scale Mfr. Co.		Vehicle Scale	PR and PRL Series 2020PR, 2030PR, 2530PR, 3030PR, 3540PR, 3550PR, 2020-40PR, 2020-50PR, 2525-50PR, 3030-50PR, 3535-50PR, 2525-60PR, 3030-60PR, 3535-60PR, 2525-65PR, 3030-65PR, 3535-65PR, 2525-80PR, 3030-80PR, 3535-80PR, 2525-100PR, 3030-100PR, 3535-100PR	III L	20-100 ton	Portable Mech. Vehicle Scale	
88-136PN	06/17/88	Cardinal/Detecto Scale Mfr. Co.		Vehicle Scale	PSR and PSRL Series 2020 PSR, 3020 PSR, 3025 PSR, 3030 PSR, 4035 PSR, 5035 PSR, 2020-40PSR, 2020-50PSR, 2525-50PSR, 3030-50PSR, 3535-50PSR, 2525-60PSR, 3030-60PSR, 3535-60PSR, 2525-65PSR, 3030-65PSR, 3535-65PSR, 2525-80PSR, 3030-80PSR, 3535-80PSR, 2525-100PSR, 3030-100PSR, 3535-100PSR	III L	20-100 ton	Portable Mech. Vehicle Scale	
88-137PN	07/25/88	Cardinal/Detecto Scale Mfr. Co.		Weighbeam	SEE CERTIFICATE Beam Numbers: 182, 170, 170A, 15, 180, 180A, 16, 120, 130, 130A, 140, 150, 160, 161, 162, 163, 3TM, 182M, 13M, 170M-5, 170M-2, 180M-5, 180M-2, 120M-5, 130M-5, 135M, 140M	III			Mechanical Type Registering
88-138PN	07/25/88	Cardinal/Detecto Scale Mfr. Co.		Weighbeam	SEE CERTIFICATE Beam numbers: 190, 200, 210, 220, 230, 240, 250, 260, 270, 280, 290, 300, 310	III			Direct Reading Full Capacity
88-139P	07/05/88	Cardinal/Detecto Scale Mfr. Co.		Weighbeam		III			Compound Full Capacity

LISTING BY COMPANY

CC No.	Date	Company Name	Other Models	Device Type	Model	Accuracy Class	n	Capacity	Platform size	Comments
88-139PN	07/25/88	Cardinal/Detecto Scale Mfr. Co.	Weightbeam	SEE CERTIFICATE Beam numbers: 3, 12, 40, 50, 60, 70, 80, 90, 91, 92, 93, 94, 95, 96, 97, 98, 100, 110, 115, 125, 2M, 3M, 12M, 100M, 110M, 50M, 60M, 65M, 70M		III				Compound Full Capacity
88-166P	08/30/88	Cardinal/Detecto Scale Mfr. Co.	Load Cell	Z		III/III L	5K, 10K S	250 - 1000 lb		Tension
88-173PN	07/05/88	Cardinal/Detecto Scale Mfr. Co.	Weightbeam			III				
88-224	03/27/90	Cardinal/Detecto Scale Mfr. Co.	Vehicle Scale	PRC-I Series		III L	10,000	20,000 lb	70' x 10'	Electronic Load Cell
88-224P	10/11/88	Cardinal/Detecto Scale Mfr. Co.	Vehicle Scale	PRC-I Series		III L	10,000	200,000 lb	70' x 10'	Superseded by 88-224
88-248	10/11/88	Cardinal/Detecto Scale Mfr. Co.	Bench and Counter Scale	AP-4K		III	3,999	3999 x 1 g	6.75" x 5.25"	Superseded by 88-248A1
88-248A1	01/06/90	Cardinal/Detecto Scale Mfr. Co.	Bench and Counter Scale	AP-4K		III	3999	3999 X 1 g	6.75" x 5.25"	
88-249	10/11/88	Cardinal/Detecto Scale Mfr. Co.	Bench and Counter Scale	AP-4K		III	3,999	3999 x 1 g	6.75" x 5.25"	Superseded by 88-249A1
88-249A1	01/06/90	Cardinal/Detecto Scale Mfr. Co.	Bench and Counter Scale	AP-4K		III	3999	3999 X 1g	6.75 X 5.25 "	Digital Electronic
88-276	01/20/89	Cardinal/Detecto Scale Mfr. Co.	Printer	740 and 750						Electronic Dot Matrix
89-005	01/06/90	Cardinal/Detecto Scale Mfr. Co.	Bulkweighing System	738CBW		III/III L	10,000			
89-030	01/10/90	Cardinal/Detecto Scale Mfr. Co.	Bench and Counter Scale	102 SERIES		III	4,000	100 x 0.05 lb	14" x 14"	Load Cell Electronic
89-030.A2	01/29/92	Cardinal/Detecto Scale Mfr. Co.	Bench and Counter Scale	see certificate 102; 105; 122; 125; 1010; 1020; 1210; 1220; 1240; 1250; 1440; 1450; 12100 & 14100.		III	4000	2 lb - 100 lb		Load Cell Electronic

LISTING BY COMPANY

CC No.	Date	Company Name	Other Models	Device Type	Model	Accuracy Class	n	Capacity	Platform size	Comments
89-030A1	03/27/90	Cardinal/Detecto Scale Mfr. Co.		Bench and Counter Scale	102W	III	4,000	2 lbs to 100 lbs		Load Cell Electronic
			102, 105, 1010, 1020, 1440, 1450, 14100							
89-031	01/10/90	Cardinal/Detecto Scale Mfr. Co.		Indicating Elements	6000 & 6800	III	5000			
89-032	01/10/90	Cardinal/Detecto Scale Mfr. Co.		Bench and Counter Scale	1100 SERIES	III	1000	50 - 300 lb	13-3/4" x 18-1/2"	Mechanical Dial
			1100 DB, 1102 DE, 1102 EDX, 1105 DG, 1105 DK, 1105 DKG, 1105 DBK, 1102 EDK, 1106 DKK							
89-032A1	08/21/90	Cardinal/Detecto Scale Mfr. Co.		Bench and Counter Scale	1100 Series	III	1000	50 to 300 lbs	13-3/4" x 18-1/2"	Mechanical Dial
			Models: Leverttronic- 5110, 7011. Dial- 1100 DB, 1102 DE, 1102 EDX, 1105 EG, 1105 DK, 1105 DKG, 1102 EDK, 1106 DKK & 1105 DGK.							
89-032A2	04/09/92	Cardinal/Detecto Scale Mfr. Co.		Bench and Counter Scale	5110,7011 & 1100	III	1000	see below	13-3/4" x 18-1/2"	Mechanical Dial & Leverttronic
			Capacities: 50lb x 1 oz; 100lb x 2 oz; 100lb x 0.1lb; 200lb x 4 oz; 300lb x 8oz; 400lb x 0.2lb; 25kg x 25g; 50kg x 50g; 150kg x 250g; 100kg x 100g							
89-042	12/20/89	Cardinal/Detecto Scale Mfr. Co.		Load Cell	50K-SCA, 100K-SCA	III L	10,000 M	50K & 100K lb		COLUMN COMPRESSION
89-042A1	04/18/91	Cardinal/Detecto Scale Mfr. Co.		Load Cell	50K-SCA, 100K-SCA	III L	M-Cell 10000	50k - 100k lb		Column Compression
89-042P	08/17/89	Cardinal/Detecto Scale Mfr. Co.		Load Cell	50K-SCA, 100K-SCA	III L	10,000 M	50k & 100k lb		Superseded by 89-042
89-071	11/02/90	Cardinal/Detecto Scale Mfr. Co.		Load Cell	SCD & SCD-C	III L	10,000	50k & 100k lb		Column, Digital Output
			50K-SCD, 100K-SCD, 50K-SCD-C & 100K-SCD-C.							
89-071P	03/07/91	Cardinal/Detecto Scale Mfr. Co.		Load Cell	SCD & SCD-C	III L	MC: 10,000	50k to 100k lb		Column, Digital Output
			The specific load cells in this family covered by this certificate are identified by the model number which includes the load cell capacity as a prefix to the SCD or SCD-C identification. The only difference b/t the SCD & the SCD-C load cells is that the SCD-C has a connector rather than the cable being attached directly to the load cell. Models: 50K-SCD, 100K-SCD, 50K-SCD-C & 100-SCD-C.							
89-071P	07/05/89	Cardinal/Detecto Scale Mfr. Co.		Load Cell	SCD and SCD-C	III L	10,000 M	50,000-100,000 lb		COLUMN, DIGITAL OUTPUT
			50K-SCD, 100K-SCD, 50K-SCD-C, 100K-SCD-C							
89-097	08/21/89	Cardinal/Detecto Scale Mfr. Co.		POS Scale	ECR-30	III	3000	30 x .01 lb	14" x 12"	

LISTING BY COMPANY

CC No.	Company Name	Other Models	Device Type	Model	Accuracy Class	n	Capacity	Platform size	Comments
89-102	Cardinal/Detecto Scale Mfr. Co.		Bench and Counter Scale	6900 6900-4, 6901-4, 6900-8, 6901-8, 6900-40, 6901-40, 6900-80, 6901-80, 6900-100, 6901-100	III	5000	4 lb - 100 lb		
90-008	Cardinal/Detecto Scale Mfr. Co.		Bench and Counter Scale	PCS 200 M PCS 200 MR, PCS 200 M, PCS 200, PCS-RCM, PCS-AS-150	III	3200	99lb 15.5 x 0.5oz	18" x 18"	
90-045	Cardinal/Detecto Scale Mfr. Co.		Vehicle Scale	LP Series Models: 3025-LP, 3030-LP, 6035-LP, 6040-LP, 6050-LP, 6060-LP & 6070-LP.	III L	6000	30 & 60 Ton	25'-70" x 10'	Mechanical Lever System
90-065	Cardinal/Detecto Scale Mfr. Co.		Bench and Counter Scale	EF Series EF-100: 100 lb x .05 lb, 18 x 18 / EF-218: 200 lb x .1 lb, 18 x 18 / EF-224: 200 lb x .1 lb, 24 x 24 / EF-524: 500 lb x .2 lb, 24 x 24 & EF-528: 500 lb x .2 lb, 28 x 28	III	2500	100 - 1,000 lbs		Load Cell Electronic
90-069	Cardinal/Detecto Scale Mfr. Co.		Floor Scales	FH-XXYY-II FH 522-II, FH 533-II, FH 544-II, FH 553-II, FH 554-II, FH 555-II, FH 563-II, FH 564-II, FH 565-II, FH 566-II, FH 575-II, FH 1044-II, FH 1053-II, FH 1054-II, FH 1055-II, FJ 1063-II, FJ 1064-II, FH 1065-II, FH 1066-II, FH 1075-II, FH 1086-II, FH 1097-II & FH 10106-II.	III	5,000	5,000 - 10,000 lb	2 x 2 - 10 x 6	Low Profile-Load Electronic
90-110	Cardinal/Detecto Scale Mfr. Co.		Load Cell	6800/Z100 & 600/Z100 Optional Models: 6000/TLC100 & 6800/TLC100 n_max:4,000	III	5,000			Steelyard Rod Adaptor
90-111	Cardinal/Detecto Scale Mfr. Co.		Load Cell	738/TLC100-738/Z100 Type Z & TLC load cell capacity: 100 lbs.		5,000			Steelyard Rod Adaptor
91-041PN	Cardinal/Detecto Scale Mfr. Co.		Vehicle Scale	RSC & RSCA Series 7250RSC, 6660RSC, 6650RSC, 6070RSC, 6060RSC, 7250RSCA, 6650RSCA, 6060RSCA & 6050RSCA.	III L	10,000	85 - 200	60-72 X 10	Electronic Load Cell
91-108	Cardinal/Detecto Scale Mfr. Co.		NO DEVICE TYPE	AL62SPLT XY X is the platform size represented in inches where (1 = 24 x 24, 2 = 26 x 19, 3 = 23 x 20, 4 = 24 x 22, 5 = 25 x 24) and Y represents the available option combinations (0 to 7) such as an upturned platform, dual display and metric conversion.	III	600	300 x 0.5 lb	672 In squared	Digital Electronic
91-162	Cardinal/Detecto Scale Mfr. Co.		Bench and Counter Scale	440 441; 442; 443; 444; 445; 446 & 4420 (short column)	III	1400	350 x 1/4 lb	13-3/4" x 18-1/2"	Full Mech., Beam Indicator
91-163	Cardinal/Detecto Scale Mfr. Co.		Weight Classifier	MS-100 Capacity: 99 lb 15.8 oz x 0.2 oz. MS-15 (15 lb x 0.05 oz); MS-30 (30 lb x 0.1 oz) n-max: 4800 for both.	III	8000	see below	14.87" x 8.12"	Load Cell, Electronic

LISTING BY COMPANY

CC No. Date Company Name Other Models Device Type Model Accuracy Class Capacity Platform size Comments

CAS Corporation

90-125 09/17/90 CAS Corporation 6D & 15D Bench and Counter Scale 3D III 3,000 6 lb 13.5" x 8.5" Load Cell Electronic  
 90-126 09/17/90 CAS Corporation Computing Scale 15 M III 3,000 30 x .01 lb 17.25" x 10.75" Load Cell Electronic  
 91-141 CAS Corporation Computing Scale S2000 IN PROCESS

CASIO, INC.

90-166 03/07/91 CASIO, INC. Cash Register SA 2000 & SA 2100 SA-2040KY, SA-2141KY, SA-2060D, SA-2013RJ, SA-2014RJ, SA-2070S & SA-2010SP OR SA-2012 SP. Stand Alone  
 91-139 03/12/92 CASIO, INC. Vehicle Tank & LPG Meter SA 2000 Stand Alone  
 92-041 03/26/92 CASIO, INC. Service Station Consoles/ECR CE-4600 Stand Alone  
 92-048 CASIO, INC. Service Station Consoles/ECR TK-2600 IN PROCESS

CAT Scale Company

90-123 11/02/90 CAT Scale Company Printer 320 Dot Matrix

Cedarapids, Inc.

92-072 05/06/92 Cedarapids, Inc. Indicating Elements HMS 3006 5,000

Celtron Technologies, Inc.

91-043P 06/11/91 Celtron Technologies, Inc. Load Cell SOB-XX-L III 1000 - 10,000 lb Single-Ended Shear Beam  
 SOB-XX-C (counterbored load hole), SOB-XXX-U (load hole threaded in upper half) & SOB-XX-T (through load hole). see below

LISTING BY COMPANY

CC No.	Date	Company Name	Other Models	Device Type	Model	Accuracy Class	Capacity	Platform size	Comments
91-044P	06/11/91	Caltron Technologies, Inc.		Load Cell	STC-XX Capacity: SC-Class III, 5000 / SC-Class III L, 10,000.	III/III L	250 - 20,000 lb		Type "S" Load Cell
<b>Centrodynne Corporation of America</b>									
86-029	11/12/86	Centrodynne Corporation of America		Taximeter	630		\$999.99		
<b>Certified Scale Co.</b>									
89-127	02/09/90	Certified Scale Co.		Floor Scales	2010	III	1,000 - 5,000 lb	24 x 24 - 60 x 60	Low Profile-Load Cell Electr.
89-127.A1	04/18/91	Certified Scale Co.		Bench and Counter Scale	2010	III	1,000 - 5,000 lb	24 x 24 - 60 x 60	Low Profile-Load Cell Electr.
90-055	04/25/90	Certified Scale Co.		Floor Scales	2010	III	5,000 lb	48" x 60"	Load Cell Electronic
<b>CMI Weighing Equipment</b>									
88-024	08/08/91	CMI Weighing Equipment		Vehicle Scale	2PS11010	III L			
88-024.A1	08/08/91	CMI Weighing Equipment		Vehicle Scale	2PS11010 2PS1510;2PS1610;2PS2010;2PS2410;2PS3010;2PS3510;2PS4010;2PS4610;2PS6010;2PS610;2PS6610;2PS7010;2PS8010;2PS9310;2PS10010;2PS11610;2PS12010;2PS13010 & 2PS14010	III L	200,000 x 20 lb 10,000	110" x 10"; 6 secs	Load Cell Electronic
88-024P	09/09/88	CMI Weighing Equipment		Vehicle Scale	2PS11010 2FT11010, 2PS3510 2FT3510, 2PS4010 2FT4010, 2PS4610 2FT4610, 2PS6010 2FT6010, 2PS7010 2FT7010, 2PS8010 2FT8010, 2PS9010 2FT9010, 2PS9310 2FT9310 Capacity range 60 to 100 tons	III L	200,000 x 20 lb 10,000	100'x 10'	Vehicle Scale Weighing Element
88-169	09/09/88	CMI Weighing Equipment		Vehicle Scale	2C-XXXX Series 2C-4010, -4610, -6010, -7010, -8010, -9010.	III L	100 ton	60' x 10'	Weighing Element
90-024	02/14/90	CMI Weighing Equipment		Indicating Elements	UMC 2000, UMC 2002, UMC 2004, UMC 2006, UMC 2008	III/III L			Digital Electronic

LISTING BY COMPANY

CC No.      Company Name      Other Models      Device Type      Model      Accuracy Class      Capacity      Platform size      Comments

90-025	CMI Weighing Equipment		Indicating Elements	UMC UMC 555AAAA	III/III L	10,000		Digital Electronic
90-026	CMI Weighing Equipment		Indicating Elements	UMC 600 AA-AA	III/III L	10,000		Digital Electronic
90-119	CMI Weighing Equipment		Hopper Scale	SE/SW 653B	III L	6,000	60 x .01 tons	Load Cell Electronic

Computer Advice

91-157	Computer Advice		Printer	CAM-290A				Dot Matrix
--------	-----------------	--	---------	----------	--	--	--	------------

CompuWeigh

88-185	CompuWeigh		Bulkweighing System	Compudraft Ser 2000	III			IN PROCESS
88-185A1	CompuWeigh		Bulkweighing System	Compudraft Ser 2000	III			Electronic
90-093	CompuWeigh		Indicating Elements	Compudraft 2000	III/III L			Electronic

Compudraft Series 2000 console consisting of a self contained 19 inch compact case incorporating a 9-inch CRT, a flip-down alpha keyboard, and a single board Computer with Platform Scale Software.

Concrete Equipment Co. Inc.

92-007	Concrete Equipment Co. Inc.		Hopper Scale	1170, 2150				IN PROCESS
--------	-----------------------------	--	--------------	------------	--	--	--	------------

Condec Consolidated Controls

88-066	Condec Consolidated Controls		Indicating Elements	UMC 2000 XX-XX	III/III L	10,000		Digital Indicating Element
				UMC 2000-66, -2002-66, -2004-66, -2000 XX-XX, -2002 XX-XX, -2004 XX-XX, -2006 XX-XX, -2008 XX-XX, -2010 XX-XX, -2012 XX-XX				
88-070	Condec Consolidated Controls		Indicating Elements	UMC 600 AA-AA	III/III L	10,000		Digital Electronic
88-225	Condec Consolidated Controls		Indicating Elements	UMC 555AAAA	III/III L	10,000		Digital Electronic





LISTING BY COMPANY

CC No.	Date	Company Name	Other Models	Device Type	Model	Accuracy Class	Capacity	Platform size	Comments
91-070	04/15/91	Digi Matex, Inc.		Indicating Elements	DI-10	III	5000		Digital Electronic
92-003		Digi Matex, Inc.		Bench and Counter Scale	Series S	III			IN PROCESS
92-063		Digi Matex, Inc.		Floor Scales	Digi-Grand				IN PROCESS
<b><u>Digi Postal Corporation</u></b>									
90-049	06/14/90	Digi Postal Corporation		Indicating Elements	DP101-U		1999		Digital Electronic
			Optional Model: DP-102M (computer interface)						
90-071	07/12/90	Digi Postal Corporation		Computing Scale	DP-100*	III	3199	99lb 15.5oz X 0.5 15.75" X 10.75"	Postal Weight Classifier
			DP 100X, DP-100R, DP-100F, DP-100M						
90-156		Digi Postal Corporation		Bench and Counter Scale	DP70S	III			IN PROCESS
<b><u>Division Scale</u></b>									
91-087	06/04/91	Division Scale		Floor Scales	DLP Series	III	5,000	see below	Load Cell Electronic
					DLP-2K44, DLP-5K44, DLP-10K45, DLP-10K46, DLP-5K46, DLP-10K46, DLP-5K55, DLP-10K55, DLP-5K57 & DLP-10K57. Capacities: 2000 lb, 5,000 lb & 10,000 lb. Platform Size: 48" x 48", 48" x 60", 48" x 72", 60" x 60" & 60" x 84".				
91-112		Division Scale		Floor Scales	DSP1000 Series	III			IN PROCESS
91-113		Division Scale		Indicating Elements	DSP-BSI	III			IN PROCESS
<b><u>Doran Scales, Inc.</u></b>									
89-051	10/12/89	Doran Scales, Inc.		Indicating Elements	ML 8000	III	3000		Digital Electronic
89-051 AMENDED	05/20/91	Doran Scales, Inc.		Indicating Elements	8000M	III	3000		Digital Electronic

LISTING BY COMPANY

CC No.	Date	Company Name	Other Models	Device Type	Model	Accuracy Class	Capacity	Platform size	Comments
89-051A1	02/04/92	Doran Scales, Inc.		Indicating Elements	8000MIS	III	3000		
89-111	04/25/90	Doran Scales, Inc.	DSP1005, DSP1015, DSP1030	Bench and Counter Scale	DSP1000 Series	III	3,000	8" x 10"	Load Cell Electronic
89-112	04/25/90	Doran Scales, Inc.	DSP2015, -2030, -2060, -2100, -2150, -2200, -3060, -3100, -3150, -3200, -3300	Bench and Counter Scale	DSP2000 & DSP3000	III	2,000	12"x16", 18"x18"	Load Cell Electronic
89-112A1	04/06/92	Doran Scales, Inc.	DSP2010; DSP2015; DSP2020; DSP2030; DSP2050; DSP2060; DSP2100; DSP2150; DSP2200; DSP3050; DSP3060; DSP3100; DSP3150; DSP3200; DSP3300.	Bench and Counter Scale	DSP2000/3000 Series	III	3,000	12x16" - 18x18"	Load Cell Electronic
89-113	04/25/90	Doran Scales, Inc.	DSP5060/1824, -5100/1824, -5150/1824, -5200/1824, -5300/1824, -5500/1824, -51000/1824, -5060/2424, -5100/2424, -5150/2424, -5200/2424, -5300/2424, -5500/2424, -51000/2424	Bench and Counter Scale	DSP5000 Series	III	2,000	18"x24", 24"x24"	Load Cell Electronic
89-113A1	04/06/92	Doran Scales, Inc.	DSP5050/1824; DSP5060/1824; DSP5100/1824; DSP5150/1824; DSP5200/1824; DSP5300/1824; DSP5599/1824; DSP5750/1824; DSP51000/1824; DSP5050/2424; DSP5060/2424; DSP5100/2424; DSP5150/2424; DSP5200/2424; DSP5250/2424; DSP5300/2424; DSP5500/2424; DSP5750/2424; DSP5100/2424	Bench and Counter Scale	DSP5000 Series	III	3,000	18x24" - 24x24"	Load Cell Electronic
90-074	07/29/91	Doran Scales, Inc.	7005-P, 7015-P, 7030-P, 7060-P & 7100-P.	Bench and Counter Scale	7000-P Series	III	3000	10"x10" & 12"x12"	Load Cell Electronic
90-074P	05/11/90	Doran Scales, Inc.	7005-P: 5 lb, 2500, 0.002 lb, 10" x 10" / 7015-P: 15 lb, 3000, 0.005 lb, 10" x 10" / 7030-P: 30 lb, 3000, 0.01 lb, 10" x 10" / 7060-P: 60 lb, 3000, 0.02 lb, 12" x 12" & 7100-P: 100 lb, 2000, 0.05 lb, 12" x 12".	Bench and Counter Scale	7000-P Series	III	3000	10" x 10"	Load Cell Electronic
91-106	03/23/92	Doran Scales, Inc.		Indicating Elements	7000M	III	3000		Digital Electronic
91-154		Doran Scales, Inc.		Indicating Elements	4200M				IN PROCESS
92-080		Doran Scales, Inc.		Indicating Elements	4100L				IN PROCESS

LISTING BY COMPANY

CC No.	Date	Company Name	Other Models	Device Type	Model	Accuracy Class	Capacity	Platform size	Comments
<b><u>Dover Corporation</u></b>									
90-116	11/02/90	Dover Corporation		Retail Motor Fuel System	111-V Series				Vapor Recovery Nozzle-balance
			OPW 111-V 22, OPW 111-V 24, OPW 111-V 47 & OPW 111-V 49.						
<b><u>Duratron Corporation</u></b>									
89-059P	07/05/89	Duratron Corporation		Load Cell	800 000A	III L	1,000 TO 5,000 LB		Double ended shear beam
			800 030, -031, -032, -033, -034, -038, -039, -040, -041, -042, -043, -044, -045, -046, -047, -048, -049, -050						
89-060P	02/23/90	Duratron Corporation		Load Cell	800 000B	III L	VARIES WITH MODEL		WITHDRAWN
89-061P	02/23/90	Duratron Corporation		Load Cell	801 000A	III L	20K TO 100K		WITHDRAWN
89-062		Duratron Corporation		Load Cell	AW400B	III L	15k to 125k lb		IN PROCESS
89-062P	07/05/89	Duratron Corporation		Load Cell	801 000B	III L	15000-125000 LB		Double ended shear beam
			801 024, -025, -026, -011, -027, -012, -028, -029, -030						
<b><u>Durline Scales and Mfg., Inc.</u></b>									
88-063P	06/28/88	Durline Scales and Mfg., Inc.		Vehicle Scale	EFT Series	III L	200,000 x 20 lb	65' x 10'	Load Cell Electronic
			EFTX-35603, -40603, -651004, -701004, -801004, -901004						
89-088	10/06/89	Durline Scales and Mfg., Inc.		Livestock Scale	LS 40403	III L	50,000 lb	40' x 14'	
			MT-40403, LS-3420, LS-2620, LS-3020						
<b><u>Eaton Corporation</u></b>									
88-225.A1	01/03/91	Eaton Corporation		Indicating Elements	UMC555-XXXX Series	III/III L			Digital Electronic
<b><u>Edlund Company, Inc.</u></b>									
91-032	04/18/91	Edlund Company, Inc.		Bench and Counter Scale	E2000	III	320 x 0.1 oz	9" x 9"	Digital Electronic

LISTING BY COMPANY

CC No.      Date      Company Name      Other Models      Device Type      Model      Accuracy Class      n      Capacity      Platform size      Comments

Electronic Scales International

87-022      05/20/87      Electronic Scales International      JK900 Series      Computing Scale      JK900 Series      III      3,000      30 x 0.01 lb           Digital Computing Scale

88-102      07/25/88      Electronic Scales International      JK901aa, JK903aa, JK951aa, JK953aa      Computing Scale      JK700      III      3,000      30x .01 lb      10 " x 16 "      Digital Electronic

Emark Corporation

89-022      05/02/89      Emark Corporation           Wholesale Meter      455 Series                99,999 Gallons           Digital Electronic

90-012      02/14/90      Emark Corporation           Wholesale Meter      0455-XXXX-001                     Digital Electronic

92-029      05/05/92      Emark Corporation           Wholesale Meter      see below                     Digital Electronic

0455-6600-001 (Master Terminal), 0455-6400-001 (Gallons Display), 0455-6400-002 (Liters Display) & 0455-7100-001 (Control Unit).

Engineered Systems, Inc. (ESI)

87-012      06/16/87      Engineered Systems, Inc. (ESI)      271 XX      Wholesale Meter      330 XX                Wholesale Terminal Controller

Epelsa International, Inc.

89-109           Epelsa International, Inc.           Load Cell      MC                IN PROCESS

89-109P      08/21/90      Epelsa International, Inc.           Load Cell      MC      III      3,000      75 to 681 kg      Bending Beam

89-114           Epelsa International, Inc.           Load Cell      SC      III      3,000 S      500 - 3,000 kg      IN PROCESS

89-114P      10/06/89      Epelsa International, Inc.           Load Cell      SC      III      3,000 S      500 to 3,000 kg

Capacities (kg): 75, 100, 150, 200, 250, 300, 500, 681

Capacities (kg): 500, 750, 1000, 1500, 3000

LISTING BY COMPANY

CC No.	Date	Company Name	Other Models	Device Type	Model	Accuracy Class	n	Capacity	Platform size	Comments
89-162P	01/06/90	Epelsa International, Inc.		Load Cell	ATC	III	3,000 S	5 to 32 kg		
			ATC 5, ATC 8, ATC 13, ATC 17, ATC 32							
89-163		Epelsa International, Inc.		Load Cell	BP					IN PROCESS
89-163P	01/06/90	Epelsa International, Inc.		Load Cell	BP	III	3,000 S	5 to 30 kg		Bending Beam
			BP 5, BP 7, BP 10, BP 15, BP 17, BP 20, BP 30							
90-048	04/25/90	Epelsa International, Inc.		Indicating Elements	LC-110 & LC-210	III, III L	3,000			Digital Electronic
			Other manufacturer: FIRST-Weigh Model Df11 and Model Df21							
90-105		Epelsa International, Inc.		Load Cell	TSF & LC18					IN PROCESS
90-105P	09/11/90	Epelsa International, Inc.		Load Cell	TSF & LC18	III/III L		100 to 1,000 lb		
90-105P.A1	04/30/91	Epelsa International, Inc.		Load Cell	TSFS & LC18	III & III L	see below	100 to 1000 lb		S-Type Tension
			SC, Class III: 3000/SC, Class III L: 10,000. TSFS100, TSFS200, TSFS300, TSFS500, TSFS750 & TSFS1000.							
90-150P	09/11/90	Epelsa International, Inc.		Load Cell	TSF & LC18*	III	3000	100 to 1000 lb		S-Type
			see certificate for other models.							
90-155	01/24/91	Epelsa International, Inc.		Bench and Counter Scale	SP12 Series	III	3000	300 lb		Load Cell Electronic
			SP12-1813, SP12-2413 & SP12-3013							
91-042P	04/18/91	Epelsa International, Inc.		Load Cell	LC Series	III	M-Cells 3000	1,000 - 10,000 lb		Single Ended Shear Beam
			LC 1000, LC 2500, LC 2600, LC 4000, LC 5000, LC 5000 & LC 10000.							
91-042P.A1	03/11/91	Epelsa International, Inc.		Load Cell	LC Series	III	MC- 5000	1000 - 10,000 lb		Single Ended Shear Beam
			LC 1000, LC 2500, LC 2600, LC 4000, LC 5000, LC 5000 & LC 10000.							
91-042P.A2	03/11/91	Epelsa International, Inc.		Load Cell	LC Series					



LISTING BY COMPANY

CC No.	Date	Company Name	Other Models	Device Type	Model	Accuracy Class	n	Capacity	Platform size	Comments
<b><u>Exact Equipment Corporation</u></b>										
88-183	09/22/88	Exact Equipment Corporation	960S, 960T, 960L	Prepackaging Scale	960	III	3,000	30 x 0.01 lb	16" x 10"	Digital Computing
88-184	09/22/88	Exact Equipment Corporation		Prepackaging Scale	920	III	5000	50 x 0.01 lb	270 mm x 400 mm	Superseded by 88-184A
88-184A	05/01/89	Exact Equipment Corporation		Prepackaging Scale	951	III	5,000	50 x 0.01 lb	270 mm x 400 mm	Digital Electronic
89-107	01/10/90	Exact Equipment Corporation	921-30, 921-50, 921R-30, 921R-50	Computing Scale	921, 921R	III	3,000	30 x 0.01 lb	30 x 0.01 lb	Digital Electronic
<b><u>Fairbanks Scales</u></b>										
86-009	06/04/86	Fairbanks Scales		Bench and Counter Scale	H70-4710-1	III	6000	12 x .002 lb	10" x 10"	
86-010	06/04/86	Fairbanks Scales		Floor Scales	1124D	III	2000	1000 x 0.5 lb		Digital, Load Cell, & Levers
86-011	06/04/86	Fairbanks Scales		Indicating Elements	90-100	III	2000			Digital Load Cell
86-012	06/19/86	Fairbanks Scales		Indicating Elements	90-164	III/III L	10000			Digital Electronic
86-013	06/19/86	Fairbanks Scales		Indicating Elements	H90-167-1	III/III L	10000			Digital Electronic
87-021	05/21/87	Fairbanks Scales	H90-3042, H90-3042B	Indicating Elements	H90-3043	III/III L	6,000			Digital Indicating Element
88-071	08/30/88	Fairbanks Scales	23-2500A, H23-2502A, H23-2502A, H23-2503A, H23-2503A	Floor Scales	23-25XXA Series	III	5,000	5000-10000lb		Load Cell Electronic
88-072	06/30/86	Fairbanks Scales		Floor Scales	23-2554A	III	2,500	2500 x 1 lb	4' x 5'	Load Cell Electronic

LISTING BY COMPANY

CC No.	Date	Company Name	Other Models	Device Type	Model	Accuracy Class	n	Capacity	Platform size	Comments
88-072A1	09/24/90	Fairbanks Scales		Floor Scales	23-2554 23-2554A; 23-2554B; 23-2554C	III	5,000	1,000 to 5,000		Load Cell Electronic
88-073	08/30/88	Fairbanks Scales		Indicating Elements	90-161A	III/III L	10,000			Digital Electronic
88-074	09/12/88	Fairbanks Scales		Bench and Counter Scale	H70-4XXX H70-4000-2, -4050-2, -4100A, -4100B	III	5,000	40 - 200 lb		Bench Scale weighing element
88-075	09/22/88	Fairbanks Scales		Bench and Counter Scale	70-4070 70-4170, capacity 600 x 0.2 lb, 1000 x 0.5 lb	III	2,000	200 x 0.1 lb	17" x 22"	Digital Electronic
88-076	01/26/89	Fairbanks Scales		Indicating Elements	90-164-XX 90-167-XX	III/III L	10,000			Digital Electronic
88-077	10/21/88	Fairbanks Scales		Floor Scales	1125D	III	5,000	1000 x 0.2lb	23.5" x 17.75"	Lever system, load cell
88-078	01/25/89	Fairbanks Scales		Indicating Elements	90-110	III/III L	5,000			Digital Electronic
88-079	01/26/89	Fairbanks Scales		Indicating Elements	90-3045	III/III L	10,000			Digital Electronic
88-152	05/01/89	Fairbanks Scales		Vehicle Scale	12-87XX Series 12-8724-S, -8724-C, -8726-S, -8726-C, -8727-S, -8727-C, -8728-S, -8728-C, -8729-S, -8729-C	III L	10000	120k & 200 k lb		Load Cell Electronic
88-153PN	06/17/88	Fairbanks Scales		Livestock Scale	11-3300 Series	III L		10 tons	8' - 9' x 15'	Mechanical Livestock Scale
88-154PN	06/17/88	Fairbanks Scales		Vehicle Scale	11-3000 Series 11-3116, -3141, -3153A, -3157, -3158, -3381, -3342, -3344, -3446, -3484, -3352, -3354, -3356, -3394, -3482, -3485	III L		15 - 80 tons	22' x 9' - 80' x 10'	Mechanical Lever Vehicle Scale
88-155PN	06/17/88	Fairbanks Scales		Weighbeam	50-5361	III L	10,000	100,000 lb		Type Registering Weighbeam
88-156PN	06/17/88	Fairbanks Scales		Floor Scales	41-3132 Series 41-3132, -3132-A02, -3132-A03, -3132-A21	III	2000	1,000lb	18" x 27"	Portable Mech Floor Scale



LISTING BY COMPANY

CC No.	Date	Company Name	Other Models	Device Type	Model	Accuracy Class	Capacity	Platform size	Comments
88-157PN	06/17/88	Fairbanks Scales		Livestock Scale	11-6100 Series The following model designations carry a prefix of 11- or 14-. The 11- models are mechanical scales. The 14- models are levertronic (lever system with load cell) scales (e.g. 11-6186A is mechanical and 14-6186A is levertronic). Models: 6186A, 6187A, 6188A, 6189A, 6190W, 6190, 6192A, 6197A, 6198, 6199.	III L	5 - 20 ton	14' x 8'	Mechanical Levertronic
88-158		Fairbanks Scales		Vehicle Scale	11-4300 Series 11-4300, -4301, -4302, -4303, -4311, -4306, -4304, -4307, -4308, -4305, & 4309.	III L	30-75 ton	10' x 10'	IN PROCESS
88-158PN	06/17/88	Fairbanks Scales		Vehicle Scale	11-4300 Series 11-4300, -4301, -4302, -4303, -4311, -4306, -4304, -4307, -4308, -4305, -4309	III L	30-75 ton	10' x 10'	Mechanical Levertronic
88-159PN	06/17/88	Fairbanks Scales		Floor Scales	14-2000 Series 14-2000, -2001, -2003, -2004, -2005	III	8,000lb		Weighing Element
88-160PN	10/12/88	Fairbanks Scales		Vehicle Scale	13-8200 Series 13-8241, -8246, -8251, -8261, -8266, -8271, -8276, -8281	III L	60 to 80 ton		Portable Mech/Levertronic
88-167PN	10/12/88	Fairbanks Scales		Vehicle Scale	11-7100 Series 11-7181, 11-7182, 11-7183	III L	20 - 30 tons	12' x 10'	Mechanical Lever System
88-168PN	10/12/88	Fairbanks Scales		Livestock Scale	V Series V18-1015-220, V22-1015-220, V35-10353325, V20-1015-220	III L			Mechanical Lever System
88-266	10/21/88	Fairbanks Scales		Floor Scales	1124	III	1000 x 0.5 lb	23.5" x 17.75"	Mechanical
88-266.A1	03/07/91	Fairbanks Scales		Floor Scales	1124 PB9000; PB9000-1 & 1124-1	III	1000 x 0.5 lb	23.5" x 17.75"	Mechanical
88-297P	01/25/89	Fairbanks Scales		Vehicle Scale	14-8271* The following model designations carry a prefix of 13- or 14-. The 13- models are mechanical scales, and the 14- models are levertronic (lever system with load cell) scales, e.g. 13-8241 (mechanical) or 14-8241 (levertronic). Models: 8241, 8246, 8251, 8261, 8266, 8276, 8281, 8286, 8291, 8296, 8301	III L	160,000 x 20 lbs	70' x 10'	Weighing Element
88-308	01/26/89	Fairbanks Scales		Indicating Elements	H90-1701; H90-1702	III/III L	10,000		Digital Element

LISTING BY COMPANY

CC No.	Date	Company Name	Other Models	Device Type	Model	Accuracy Class	n	Capacity	Platform size	Comments
89-015	10/12/89	Fairbanks Scales	21-2102, 21-2104	Floor Scales	21-2101	III	5,000	2,500 x 0.5 lb	3' x 3'	Loadcell Electronic
89-093	10/12/89	Fairbanks Scales	H23-2512, 23-2512	Floor Scales	H23-2512	III	2000	1000 lb	30" x 30"	Load Cell Electronic
89-136	01/31/90	Fairbanks Scales	23-2558	Floor Scales	23-2557	III	5,000	10,000 lb	5' x 7'	Load Cell Electronic
89-151	11/22/89	Fairbanks Scales	Capacities (lb): 10,000, 20,000, 25,000, 30,000, 40,000, 50,000, 60,000, 75,000, 100,000	Load Cell	90814-XX	III L	10,000 M	10 k - 100 k lb		Double Ended Shear Beam
90-042	04/25/90	Fairbanks Scales		Indicating Elements	90-166	III, III/L	10,000			Digital Electronic
90-043	03/07/91	Fairbanks Scales		Indicating Elements	90-515 & 90-516	III/III/L	10,000			Digital Electronic
90-057	11/02/90	Fairbanks Scales	EL9000	Floor Scales	1126D	III	5000	1000 x 0.2 lb	23.5 x 17.75"	Lever System, Load Cell
90-084	09/13/90	Fairbanks Scales		Indicating Elements	H90-3051	III/III/L	10,000			Digital Electronic
90-094	06/14/90	Fairbanks Scales		Indicating Elements	70-1414	III	2000	100 x .05 lb	14" x 14"	Load Cell Electronic
90-094.A1	04/18/91	Fairbanks Scales		Load Cell	70-1414	III	2000	100 x 0.05 lb	14 x 14 inch	Load Cell Electronic
90-127	08/30/90	Fairbanks Scales		Bench and Counter Scale	70-490X-XXX FAM	III				
90-128	08/30/90	Fairbanks Scales	H90-5150 & H90-5200.	Indicating Elements	H90-5100	III/III/L	10,000			Digital Electronic
91-055	04/04/91	Fairbanks Scales		Vehicle Scale	14-4304 S	III L	10,000	60 ton	60, 70, 80, 90 x 10	Mechanical/Levertronic

the 11-430X-S series weighing elements are mechanical devices and the 14-430X-S weighing elements are levertronic devices.

LISTING BY COMPANY

CC No. Date Company Name Other Models Device Type Model Accuracy Class Capacity Platform size Comments

91-056		Fairbanks Scales		Vehicle Scale	13-8460-3				IN PROCESS
91-061	04/10/91	Fairbanks Scales	See certificate for specific models.	Floor Scales	23-6200 Series	III	5,000	1000 - 20,000 lb 30"x30" - 6"x8"	Digital Electronic
91-065		Fairbanks Scales		Indicating Elements	Datamaster	III			IN PROCESS
91-143	03/19/92	Fairbanks Scales		Vehicle Scale	FP-XXXX Series FP-4010; FP-6010; FP-8010 & FP-9010	IIIL	10,000	see below 40 x 10'-90 x 10'	Load Cell Electronic
91-148	09/09/91	Fairbanks Scales	70-2443 70-2443ABR	Bench and Counter Scale	23-2443	III	4,000	200 x 0.05 lb 14" x 14"	Load Cell Electronic
91-152	03/23/92	Fairbanks Scales	90-154	Indicating Elements	90-158	III/III L	5000		Digital Electronic
92-004	01/07/92	Fairbanks Scales		Floor Scales	HS100	III	3,000	600 lb 12" x 15"	Digital Electronic
92-022	03/26/92	Fairbanks Scales	HS120; HS120WW; 1135D; 1135K; HS125 & HS125WW	Floor Scales	1135L	III	3000	600 x 0.2 lb 11" x 16"	Digital Electronic
92-034	03/26/92	Fairbanks Scales		Indicating Elements	System IV	III/III L	10,000		Electronic
92-050	03/27/92	Fairbanks Scales	H90-3052; 90-3052D; H90-3052D	Indicating Elements	90-3052	III/III L	5000		Digital Electronic

**Fargo Electronic Services Inc.**

88-233	09/22/88	Fargo Electronic Services Inc.		Printer	SP 2000				Dot Matrix
89-157	01/06/90	Fargo Electronic Services Inc.	KB-102, ACS-105	Printer	KB-105				Accessory Keyboard

LISTING BY COMPANY

CC No.	Date	Company Name	Other Models	Device Type	Model	Accuracy Class	Capacity	Platform size	Comments
89-157-A1	01/24/91	Fargo Electronic Services Inc.	Printer		KB-105				Accessory Keyboard
			Optional Models: KB-102, ACS-105 & ACS-107						
<b><u>FIRST-Weigh</u></b>									
90-048A1	03/12/92	FIRST-Weigh	Indicating Elements		FIRST-Weigh D121/11	III/III L	see below		Digital Electronic
			n: 5000-Class III; 10,000-Class III L						
91-091	06/07/91	FIRST-Weigh	Computing Scale		RS10	III	2000	10 x 0.005 lb	Digital Electronic
91-102	08/12/91	FIRST-Weigh	Computing Scale		see certificate	III	5,000	2,000 lb-5,000 lb	Load Cell Electronic
91-104	07/01/91	FIRST-Weigh	Computing Scale		RS20	III	3000	30 x 0.01 lb	Digital Electronic
91-109	08/12/91	FIRST-Weigh	Bench and Counter Scale		DP10	III	see below	30 lb - 100 lb	Digital Electronic
			DP10-1003, DP10-1006 & DP10-10. Capacities: 30 lb x 0.01, 60 lb x 0.02 & 100 lb x 0.02. N-max: 3,000 & 5,000.						
92-030		FIRST-Weigh	Load Cell		STR	III L	10,000	10K - 50K lb	IN PROCESS
<b><u>Flex-Weigh Corporation</u></b>									
87-003	04/07/87	Flex-Weigh Corporation	Indicating Elements		DWM-IV	III/III L	10,000		Superseded by 87-003A
87-003A	05/21/87	Flex-Weigh Corporation	Indicating Elements		DWM IV	III/III L	10,000		Digital Indicating Element
88-100	06/28/88	Flex-Weigh Corporation	Floor Scales		FLB	III	5,000	500 - 10K lb	Flexure Lever, Load Cell
			FLB2424-5K, -2424-1K, -3030-5K, -3030-1K, -3030-1.5K, -3030-2K, -3636-1K, -3636-2K, -3636-5K, -3846-1K, -3846-2K, -3846-5K, -3846-10K, -4848-1K, -4848-2K, -4848-5K, -4848-10K, -4860-1K, -4860-2K, -4860-5K, -4860-10K, -4872-1K, -4872-2K, -4872-5K, -4872-10K, -6060-1K, -6060-2K, -6060-5K, -6060-10K, -6072-5K, -6072-10K						
88-100A1	03/16/92	Flex-Weigh Corporation	Indicating Elements		FLB SERIES	III	5,000	500 - 10,000 lb	Flexure Lever, Load Cell
89-108P	10 02 89	Flex-Weigh Corporation	Load Cell		S	III	3000	500 to 3000 lb	Superseded by 89-108PA1

LISTING BY COMPANY

CC No.	Date	Company Name	Other Models	Device Type	Model	Accuracy Class	n	Capacity	Platform size	Comments
89-108PA1	01/12/90	Flex-Weigh Corporation		Load Cell	S	III	5,000 S	500 to 3,000 lb		S-Type
			Capacities (lb): 500, 750, 1000, 1500, 2000, 3000							
89-158P	12/20/89	Flex-Weigh Corporation		Load Cell	SSB and SSBT	III	5,000 M	1,000 to 4,000 lb		Shear Beam
			Capacities (lb): 1000, 2000, 2500, 4000							
89-158P.A1		Flex-Weigh Corporation		Load Cell	SSB/SSBT					IN PROCESS
90-184P	02/12/91	Flex-Weigh Corporation		Load Cell	C SERIES	III	5000	150 to 500 lb		Single-Ended Bending Beam
<b><u>Flintab, Inc.</u></b>										
90-086	04/29/91	Flintab, Inc.		Load Cell	SB4 Series SB4-5kN, SB4-10kN, SB4-20kN, SB4-23kN & SB4-50kN.	III	SC-3000	5kN - 50kN		Stainless Steel Bending Beam
90-086P	09/11/90	Flintab, Inc.		Load Cell	SB4 Series SB4-5kN - 5, 0.25, 0; SB4-10kN - 10, 0.50, 0; SB4-20kN - 20, 1.0, 0; SB4-50kN - 50, 2.5, 0.	III	Single 3,000	5 kN - 50 kN		Stainless Steel Bending Beam
92-098		Flintab, Inc.		Load Cell	RC1-XX	III L	10,000 S	250 to 400 kN		IN PROCESS
92-098		Flintab, Inc.		Load Cell	RCI Series	III L	10,000 S	250 to 400 kN		IN PROCESS
<b><u>Friden Alcatel</u></b>										
90-124	09/26/90	Friden Alcatel		Weight Classifier	8510	III	1600	10 lb x 0.1 oz	9.5" x 7.5"	Digital Electronic Computing
			Model 8510-5: 5 lb x 0.1 oz							
91-127	03/19/92	Friden Alcatel		Weight Classifier	8865	III	see below	70 lb	14 1/2" x 12 1/2"	Load Cell Electronic
			n-max: 640 (0-20 lb x 0.5 oz); 1120 (0-70 lb x 1 oz)							
92-049	03/27/92	Friden Alcatel		Weight Classifier	8860	III	see below	70 lb	13" x 12"	Load Cell Electronic
			n-max: 640(0-20 lb); 1120(0-70 lb)							

LISTING BY COMPANY

CC No.	Date	Company Name	Other Models	Device Type	Model	Accuracy Class	n	Capacity	Platform size	Comments
<b><u>GasBoy (See Winslow under The A.H. Emory Co.)</u></b>										
92-077		GasBoy (See Winslow under The A.H. Emory Co.) Service Station Consoles/ECR SST-8 and SST-16								
<b><u>Gedge Systems</u></b>										
90-033	04/30/90	Gedge Systems		Indicating Elements	GS1650B	III/III L	10,000			IN PROCESS
<b><u>General Electrodynamics Corporation</u></b>										
88-004P	04/07/88	General Electrodynamics Corporation		Wheel Load Weigher	MD 500E	III	400	20k x 50 lb	18" x 14"	Superseded by 88-004P 5/15/90
88-004P Amend	05/11/90	General Electrodynamics Corporation		Wheel Load Weigher	MD 500E	III	400	20,000 x 50 lb	18" x 14"	Digital Electronic
88-057P	04/07/91	General Electrodynamics Corporation		Wheel Load Weigher	MD 700	III	1,200	60k x 50 lb	2' - 7' x 30"	Portable Digitl Axle-Load Weigh
88-057P.A1	04/18/91	General Electrodynamics Corporation		Wheel Load Weigher	MD700	III	1,200	60k x 50 lb	2' - 7' x 30"	Portable Digitl Axle-Load Weigh
88-288P.A1		General Electrodynamics Corporation		Floor Scales	Pro-Weigh 84-A					
90-089P	05/31/90	General Electrodynamics Corporation		Wheel Load Weigher	LP400E	III	400	20,000 x 50lb	14.5" x 22"	Digital Electronic
<b><u>General Electronic Systems, Inc.</u></b>										
88-087	06/13/88	General Electronic Systems, Inc.		Indicating Elements	4535	III	10,000			Digital Checkweigh Indicating
88-088	06/13/88	General Electronic Systems, Inc.		Indicating Elements	531	III/III L	10,000			Digital Indicating Element
88-088P	05/26/88	General Electronic Systems, Inc.		Indicating Elements	531	III/III L	10,000			Superseded by 88-088

LISTING BY COMPANY

CC No.	Date	Company Name	Other Models	Device Type	Model	Accuracy Class	n	Capacity	Platform size	Comments
88-254	05/02/89	General Electronic Systems, Inc.	Freedom I	Indicating Elements	Freedom II	III/III L	10,000			Digital Electronic
88-288P	02/10/89	General Electronic Systems, Inc.	Platform Sizes (W" x L"); 36 x 36, 48 x 48, 60 x 60, 48 x 72, 60 x 72, 60 x 84	Floor Scales	Pro-Weigh 84-A	III	5,000	1,000 -20,000 lb	36x36 to 60x84"	Load Cell Electronic
89-025	05/02/89	General Electronic Systems, Inc.		Indicating Elements	ECONO	III	5,000			Superseded by 89-025A
89-025A	10/24/89	General Electronic Systems, Inc.		Indicating Elements	ECONO-WEIGH	III/III L	5,000			
89-025A2	02/06/91	General Electronic Systems, Inc.	540SS	Indicating Elements	ECONO-WEIGH	III/III L	5,000			Digital Electronic
89-043	08/17/89	General Electronic Systems, Inc.	4412, 4414, 4418, 4424	Bench and Counter Scale	4400 & 4500 Series	III	3k-6k	10 lb to 600 lb	12"x12" - 24"x24"	Load Cell Electronic
90-167	01/03/91	General Electronic Systems, Inc.	402-12, 402-14, 402-16 & 402-24	Bench and Counter Scale	UBS 402 Series	III	3000 or 5000	20 to 500		Digital Electronic
91-098	03/26/92	General Electronic Systems, Inc.	Optional Models see certificate	Indicating Elements	Freedom II/B	III/III L	10,000			Digital Electronic
91-114	03/26/92	General Electronic Systems, Inc.		Indicating Elements	GE600 & 600SS	III	10,000			Digital Electronic
91-114A1	04/06/92	General Electronic Systems, Inc.		Bench and Counter Scale	4550SS/4560SS	III	see cert.	10 - 600 lb		Load Cell Electronic
91-114A2	03/26/92	General Electronic Systems, Inc.		Bench and Counter Scale	4600SS	III	see cert.	10 - 600 lb		Load Cell Electronic
91-147	03/26/92	General Electronic Systems, Inc.	PT-820; PT-821; PT-822; PT-825; PT-826; PT-820X; PT-820X-4; PT-830SS; PT-831SS; PT-800; PT-801; PT-802; PT-805; PT-806; PT-800X; PT-800X-4; PT-810 SS; PT-811SS; P PT-810SS/X	Floor Scales	Porta-Tronic 800 Srs	III	2500	500 - 1500 lb		Weighing Element
91-164		General Electronic Systems, Inc.		Bench and Counter Scale	4500 & 4560 Series	III				IN PROCESS

LISTING BY COMPANY

CC No. Date Company Name Other Models Device Type Model Accuracy Class Capacity Platform size Comments

92-087		General Electronic Systems, Inc.		Floor Scales	ABS-4000				IN PROCESS
<b>Gilbarco, Inc.</b>									
86-018	09/02/86	Gilbarco, Inc.		Service Station Consoles/ECR Optional model PA0203XXXX	PA0188XXXX (T-12 C)				Digital Electronic
86-018A	03/11/87	Gilbarco, Inc.		Service Station Consoles/ECR	PA0203XXXX (T-12 G)				Digital Electronic
86-019	09/02/86	Gilbarco, Inc.		Cash Register Marketing name is TCR-G Series	PA0180 0000 100				Cash Register/Console
86-019A	12/16/87	Gilbarco, Inc.		Service Station Consoles/ECR	PA0180XXXXXXXX				Cash register/console
86-024	09/25/86	Gilbarco, Inc.		Retail Motor Fuel System	Modular Electronics				
87-002	02/04/87	Gilbarco, Inc.		Service Station Consoles/ECR	T-15 PA0189, PA0190				Digital Controller
87-002A1	07/06/90	Gilbarco, Inc.		Cash Register Includes: T-15 Console PA0189; C-15 Controller Model PA0190 & C-2 Controller Model PA0211	TCR-15 Systems				Digital Electronic
87-077	10/26/87	Gilbarco, Inc.		Retail Motor Fuel Dispenser	MPD-2 and MPD-3		99.999 gal		Superseded by 87-077A2
87-077A2	02/12/90	Gilbarco, Inc.		Retail Motor Fuel Dispenser The Gilbarco model designation consists of a variety of entries based upon the dispenser configuration. The device is identified by the model designation AXXXXX where the XXXXX represents various device parameters. These devices are known by the generic names of MPD-2, MPD-3, and the MPD-ProBlender. Other capacities of series: \$999.99 Total Price, \$9.999 Unit Price	AE, AK, AL, AP, AU		99.999 total gal		
87-099	04/07/88	Gilbarco, Inc.		Retail Motor Fuel Dispenser	ABXXXX		99.999 gal		Electromechanical Dispenser
88-002	04/07/88	Gilbarco, Inc.		Retail Motor Fuel Dispenser AC4992AS1, AC6093, AC4093	AC4992S1		60 gal/min		Superseded by 88-226A2





LISTING BY COMPANY

CC No.	Date	Company Name	Other Models	Device Type	Model	Accuracy Class	Capacity	Platform size	Comments	
89-019	04/04/89	Gilbarco, Inc.		Retail Motor Fuel Dispenser	MPD - 1		999.99 total pr.		Superseded by 89-019A1	
89-019A1	03/13/90	Gilbarco, Inc.		Retail Motor Fuel Dispenser	MPD-1		999.99 TOTAL PRIC		Digital Electromechanical	
89-065	10/12/89	Gilbarco, Inc.		Cash Register	Q11891-XX, Q11640-XX				Electronic	
89-066	07/05/89	Gilbarco, Inc.		Retail Motor Fuel Dispenser	CRIND				Card Reader (in Dispenser)	
89-068	10/12/89	Gilbarco, Inc.		Service Station Consoles/ECR	TS-1000		999.999		Superseded by 89-068A1	
89-068A1	02/12/90	Gilbarco, Inc.		Service Station Consoles/ECR	PA02400000000				Electronic	
89-070	08/02/89	Gilbarco, Inc.		Service Station Consoles/ECR	PA0250XXXXXXX		799.999 gal		Electronic	
90-115	08/23/90	Gilbarco, Inc.		Retail Motor Fuel Register			see below		Electronic Computing	
				\$999.00 total price, 999.000 volume units & \$9.999 unit price.						
90-115.A1	11/02/90	Gilbarco, Inc.		Retail Motor Fuel Dispenser			2 x 13 gpm		Elec.Comp.Ret.Motor Fuel Disp.	
				Model designations identified by four code positions; See Certificate for possible codes.						
90-115A2	08/21/90	Gilbarco, Inc.		Retail Motor Fuel Dispenser	The Advantage Series					
91-088PN	06/06/91	Gilbarco, Inc.		NO DEVICE TYPE	AAX X (Ten Times)				Mechanical	
				Generic Name: Trimline						
92-056	04/17/92	Gilbarco, Inc.		NO DEVICE TYPE	PA024TC10/PA024NC10				Positive Displacement Meter	
				Generic Model: "C" Meter						
<b><u>Global Scale Imports, Inc.</u></b>										
90-098	08/21/90	Global Scale Imports, Inc.		Prepackaging Scale	Automator 650A	III	30 x 0.01 lb	10" x 16"	Digital Electronic	
						3000				

LISTING BY COMPANY

CC No.	Date	Company Name	Other Models	Device Type	Model	Accuracy Class	n	Capacity	Platform size	Comments
90-099	08/21/90	Global Scale Imports, Inc.		Computing Scale	Concentrator 220A	III	3000	30 x 0.01 lb	10" x 16"	Digital Electronic
90-100	08/21/90	Global Scale Imports, Inc.		Computing Scale	Ishida LIBRA 300	III	3000	30 x 0.01 lb	10" x 16"	Digital Electronic
<b><u>Graco, Inc.</u></b>										
90-164	07/27/91	Graco, Inc.		Wholesale Meter	(P/N) 222-560	III				Meter & Control Valve Assembly
Maximum Accumulation: 19,999 gallons										
<b><u>Griffin Tech. Inc.</u></b>										
87-005	03/24/87	Griffin Tech. Inc.		Service Station Consoles/ECR	RDT-4400					Electronic Cash Register
<b><u>GSE, Inc.</u></b>										
88-109A1	03/26/92	GSE, Inc.		Bench and Counter Scale	4400 Series 4430; 4432; 4434; 4442; 4444; 4446; 4450; 4452; 4454	III	3000	20 - 1000 lb	12"x12" - 24"x24"	Digital Electronic
88-188	10/28/88	GSE, Inc.		Indicating Elements	620	III	2,500			Digital Electronic
88-188A1	03/26/92	GSE, Inc.		Indicating Elements	620	III	3000			Digital Electronic
88-189	01/25/89	GSE, Inc.		Bench and Counter Scale	622	III	5,000	10 to 100 lb		Digital Electronic
88-190	12/20/88	GSE, Inc.		Bench and Counter Scale	4400 Series 4430, 4432, 4434, 4442, 4444, 4446, 4450, 4452, 4454	III	2,500	20 lb to 1,000 lb	12-18" to 24-24"	Digital Electronic
88-241	01/25/89	GSE, Inc.		Indicating Elements	622R	III	2,500			Digital Electronic
88-241A1	09/11/90	GSE, Inc.		Indicating Elements	622R	III/IIIL	see below			Digital Electronic
n-max: 5000 class III; 10,000 class IIIL										

LISTING BY COMPANY

CC No.	Date	Company Name	Other Models	Device Type	Model	Accuracy Class	n	Capacity	Platform size	Comments
91-066	04/15/91	GSE, Inc.		Indicating Elements	550	III/IIIL	10,000			Digital Electronic
91-100	06/21/91	GSE, Inc.		Floor Scales	Weigh Deck	III	5000	1000 - 20,000 lb		Load Cell Electronic
<b><u>Gull Inc.</u></b>										
88-043	04/07/88	Gull Inc.		Vehicle Tank & LPG Meter	TTC					Computer System for LPG
Truck Transaction Computer - Model 1903 001 XXXX; Electronic Pulser - Model 903 003 XXXX; Calibration Module - Model 903 008 XXXX; Remote Indicator - Model 903 009 XXXX										
<b><u>Hardin Industries</u></b>										
87-007P	04/30/87	Hardin Industries		Vehicle Scale	7080E10	III L	7,000	140k x 20 lb	80'x 10'	Vehicle Scale Weighing Element
Optional lengths 40' - 120'										
<b><u>Hardy Instruments, Inc.</u></b>										
90-058	04/25/90	Hardy Instruments, Inc.		Indicating Elements	H2101 WC	III, III L	6,000, 9,000			Digital Electronic
90-075	04/25/90	Hardy Instruments, Inc.	HI 2151 WC-(XX)	Indicating Elements	HI 2150 WC-(XX)	III, III L	10,000			Digital Electronic
91-135	01/31/91	Hardy Instruments, Inc.		Indicating Elements	HI 2151/20 WC-(XX)	III/III L	10000			Digital Electronic
<b><u>Hasstech, Inc.</u></b>										
90-070	04/18/90	Hasstech, Inc.		Retail Motor Fuel Dispenser	HP-2, HP-22					Nozzle
<b><u>Hauck Engineering</u></b>										
92-073	05/06/92	Hauck Engineering		Wire and Cordage Device	99999					
MAX 3000. Marketing Name: Ross Linewinder										

LISTING BY COMPANY

CC No.	Date	Company Name	Other Models	Device Type	Model	Accuracy Class	Capacity	Platform size	Comments
<b>Healy Systems, Inc.</b>									
92-008		Healy Systems, Inc.		NO DEVICE TYPE	99999				IN PROCESS
<b>Hecon Corporation</b>									
88-092	09/09/88	Hecon Corporation		Printer	A0 516 Series				Ticket Printer
88-093	09/09/88	Hecon Corporation		Printer	A0 543				Ticket Printer
88-094P	09/09/88	Hecon Corporation		Printer	AO AND A6 Series AO 522 XXX, A6 522 XXX, AO 523 XXX, A6 523 XXX				Electronic Modular
<b>Henry Troemner, Inc.</b>									
90-056	04/25/90	Henry Troemner, Inc.		Prescription Balance	800A	III	60 x 0.01 g	2.875 inch round	Torsion Band/Equal Arm
<b>Hobart Corporation</b>									
88-051	04/27/88	Hobart Corporation		Computing Scale	1841	III	30 x 0.01 lb		Digital Computing Scale
88-052	04/27/88	Hobart Corporation		Prepackaging Scale	1865	III	30 x 0.01 lb		Digital Prepackaging Scale
88-053	04/27/88	Hobart Corporation	1871	Computing Scale	1870	III	30 x 0.01 lb		Digital Computing Scale
88-069	04/27/88	Hobart Corporation	5018 RSD, 5018V, 5018V2	POS Scale	5018	III	30 x 0.01 lb		Digital Point-of-Sale Scale
88-069A1	09/24/90	Hobart Corporation	5018 RSD, 5018V, 5018V2	POS Scale	5018	III	30 x 0.01 lb		Digital Point-of-Sale Scale

LISTING BY COMPANY

CC No.	Date	Company Name	Other Models	Device Type	Model	Accuracy Class	n	Capacity	Platform size	Comments
88-293	01/26/89	Hobart Corporation	SP80	Computing Scale	SP1500	III	3,000	30 x 0.01 lb		Superseded by 88-293A1
88-293A1	03/13/90	Hobart Corporation	SP80, SP2 1500 System	Computing Scale	SP1500	III	3000	30 X 0.01 lb		Digital Electronic
89-091A1	09/17/90	Hobart Corporation		Cash Register	GT 6000					Digital Electronic
89-091A2	01/24/91	Hobart Corporation		Cash Register	GT6000					Digital Electronic
89-126	10/24/89	Hobart Corporation	HOB 15-1, HOB 15-2, HOB 15-3, HOB 15-4, HOB 15-5	Bench and Counter Scale	HOB 15-X	III	800	50 - 100 lb	13.5" x 19"	Mechanical Lever Spring Dial
92-062	05/06/92	Hobart Corporation	1840S, 1840M, 1840F, 1840B, 1800 & 1800V (1800 models are not computing devices).	Bench and Counter Scale	1840	III	3,000	30 x 0.01 lb	12" x 14"	Digital Electronic
<b><u>Holtgreven Scale &amp; Electronics Corporation</u></b>										
89-077	07/05/89	Holtgreven Scale & Electronics Corporation		Vehicle Scale	FT 2	III L	10,000	200,000 lb	60' x 10'	Electronic Load Cell
			Scale capacities from 100,000 lb to 200,000 lb. Platform sizes from 300' x 300' to 900' x 900' with a platform width of 10'							
91-093	03/26/92	Holtgreven Scale & Electronics Corporation		Floor Scales	135-XXYY-Z	III/III L	3000	2000-30,000 lb	2" x 2" - 8" x 10"	Digital Electronic
91-093A1	05/06/92	Holtgreven Scale & Electronics Corporation	see certificate for specific models and capacities.	Floor Scales	135-XXYY-Z	III/III L	5,000	2000 - 30,000 lb	2' x 2' - 8' x 10'	Digital Electronic
<b><u>Honeyville Metal, Inc.</u></b>										
91-082	03/19/92	Honeyville Metal, Inc.		Floor Scales	864 Weigh Buggy	III	1000	1000 x 1 lb	22" x 34"	Mechanical Beam
<b><u>Hottinger Baldwin Measurements, Inc</u></b>										
87-065	08 17 89	Hottinger Baldwin Measurements, Inc		Load Cell	BLC	III	3,000 S.M	500 to 5000 lb		Bending Beam
			BLC-YYXX500 thru BLC-YYXX699 where YY is the load cell capacity and XX is the cable length. Capacities (lb) 500: 1,250; 2,000: 2,500; 5,000							

LISTING BY COMPANY

CC No.	Date	Company Name	Other Models	Device Type	Model	Accuracy Class	n	Capacity	Platform size	Comments
87-055P	09/29/87	Hottinger Baldwin Measurements, Inc	Capacity range 500 - 5,000 lb	Load Cell	BLC	III	3,000	S,M		Superseded by 87-055
87-087	08/17/89	Hottinger Baldwin Measurements, Inc	BBS-YYYYX500 thru BBS-YYYYX699 where YYY is the load cell capacity and XX is the cable length. Capacities (lb): 50, 100, 200, 250, 500, 1000, 2500	Load Cell	BBS	III	3,000	S	50 to 2500 lb	Bending Beam
87-087P	03/10/88	Hottinger Baldwin Measurements, Inc	BBS-YYYYX500 thru BBS-YYYYX699 where YYY is the load cell capacity and XX is the cable length; Capacities (lb): 50, 100, 200, 250, 500, 1000, 2500	Load Cell	BBS	III	3000	S	50 lb to 2500 lb	Superseded by 87-087
87-088	08/17/89	Hottinger Baldwin Measurements, Inc	U1T-YYYYX500 thru U1T-YYYYX699 where YYY is the load cell capacity and XX is the cable length. Capacities (lb): 50, 100, 200, 300, 500, 1000, 2000, 3000	Load Cell	U1T	III	3,000	S	50 to 3000 lb	Bending Beam
87-088P	03/10/88	Hottinger Baldwin Measurements, Inc	U1T-YYYYX500 thru U1T-YYYYX699 where YYY is the load cell capacity and XX is the cable length. Capacities (lb) 50, 100, 200, 300, 500, 1000, 2000, 3000	Load Cell	U1T	III	3000	S	50 to 3000 lb	Superseded by 87-088
87-089P	02/10/89	Hottinger Baldwin Measurements, Inc	USB-YYYYX500 thru USB-YYYYX699 where YYY is the load cell capacity and XX is the cable length. Capacities 200: 500: 1,000: 2,000: 5,000: 10,000	Load Cell	USB	III	3,000	S	200 - 5k lb	Superseded by 87-089P.A1
87-089P.A1	09/26/90	Hottinger Baldwin Measurements, Inc	The specific models of load cells covered by this certificate are USB-YYYYX500 through USB-YYYYX699 where YYY is the load cell capacity & XX is the cable length.	Load Cell	USB	III	3000		200 to 10,000 lb	Universal , Tension
87-096	08/17/89	Hottinger Baldwin Measurements, Inc	PLC & PLX Series PLC-YYYYX500 thru PLC-YYYYX699 and PLX-YYYYX500 thru PLX-YYYYX699, where YYY is the load cell capacity and XX is the cable length. PLC-2XX, -5XX, -10XX, -20XX, -30XX, -50XX, -70XX, -100XX, -200XX, -5XX, -10XX	Load Cell	PLC & PLX Series	III	3,000	S	2 to 200 lb	Superseded by 87-096
87-096PA	04/29/88	Hottinger Baldwin Measurements, Inc	PLX-YYYYX500 thru PLX-YYYYX699, where YYY is the load cell capacity and XX is the cable length. Models: PLC-2XX, PLC-5XX, PLC-10XX, PLC-20XX, PLC-30XX, PLC-50XX, PLC-70XX, PLC-100XX, PLC-200XX, PLX-5XX, PLX-10XX. PLC capacity range 2 to 200 lb; PLX capacity range 5 to 10 lb	Load Cell	PLC & PLX Series	III	3000	S	2 to 200 lb	Superseded by 87-096
88-033	03/07/91	Hottinger Baldwin Measurements, Inc	SB2 & SB3 capacity: multiple cells: 3,000 or 5,000 depending on capacity	Load Cell	SB2 & SB3	III	see below		1,000 to 200,000	Shear Beam
88-033P	07/08/88	Hottinger Baldwin Measurements, Inc	SB2-YYYYX500 through SB2-YYYYX699 and SB3-YYYYX500 through SB3-YYYYX699 where YYY is the load cell capacity and XX is the cable length.	Load Cell	SB2 & SB3	III	3,000	M	1k - 200K lb	Shear Beam Load Cell

LISTING BY COMPANY

CC No.	Date	Company Name	Other Models	Device Type	Model	Accuracy Class	n	Capacity	Platform size	Comments
88-033P.A1	03/15/91	Hottinger Baldwin Measurements, Inc		Load Cell	SB2 & SB3	III				IN PROCESS
88-278		Hottinger Baldwin Measurements, Inc		Load Cell	BLC (1.5 mv/v)					
88-278P	01/25/89	Hottinger Baldwin Measurements, Inc		Load Cell	BLC*	III	3K S,5K M	500 to 5,000 lb		Bending Beam
					BLC-YYYYX500 thru BLC-YYYYX699 where YYY is the load cell capacity and XX is the cable length.					Capacities (lb): 500, 1250, 2000, 2500, 5000
88-278P.A1	09/26/90	Hottinger Baldwin Measurements, Inc		Load Cell	BLC & TLC	III	see below	500 to 5000 lb		Bending Beam
					Capacity: single cell, 3000 - multiple cell, 5000. The specific load cells covered by this certificate are: BLC-YYYYX500 through BLC-YYYYX699 for cells with 1.5m V/V output, BLC-YYYYX700 through BLC-YYYYX790 for cells with 2.0 mV/V output, TLC-YYYYX700 through TLC-YYYYX790 for cells with 2.0 mV/V output, BLC-YYYYX800 through BLC-YYYYX990 for cells with 3.0 m V/V output where YYY is the load cell capacity and XX is the cable length.					
88-278P.A2	11/02/90	Hottinger Baldwin Measurements, Inc		Load Cell	BLC & TLC	III	see below	500 to 5,000 lb		Bending Beam
					n-max: single cell 3,000, multiple cell 5,000. The specific load cells covered by this certificate are: BLC-YYYYX500 through BLC-YYYYX699 for cells with 1.5 mV/V output, BLC-YYYYX700 through BLC-YYYYX790 for cells with 2.0 mV/V output, TLC-YYYYX700 through TLC-YYYYX790 for cells with 2.0 mV/V output, BLC-YYYYX800 through BLC-YYYYX990 for cells with 3.0 mV/V output where YYY is the load cell capacity & XX is the cable length.					
89-096P	01/10/90	Hottinger Baldwin Measurements, Inc		Load Cell	TRT Series	III L	10,000 SC	50,000-100,000 lb		Torsion Ring Transducer
					TRT-50K, TRT-75K, TRT-100K					
90-015P	04/25/90	Hottinger Baldwin Measurements, Inc		Load Cell	U1T	III L	10,000 S	50 - 3,000 lb		Universal Tension /Compression
					Capacities (lb): 50, 100, 200, 300, 500, 1000, 2000, 3000					
90-016P	04/25/90	Hottinger Baldwin Measurements, Inc		Load Cell	USB	III L	10,000 S	200 - 5,000 lb		Universal Tension /Compression
					Capacities (lb): 200, 1000, 2000, 5000					
90-016P.A1	09/26/90	Hottinger Baldwin Measurements, Inc		Load Cell	USB	III L	10,000	200 to 10,000 lb		Universal, Tension or Comp.
					The specific model of load cells covered by this certificate are USB-YYYYX500 through USB-YYYYX699 where YYY is the load cell capacity and XX is the cable length.					
90-092	09/18/90	Hottinger Baldwin Measurements, Inc		Load Cell	SB2 & SB3	III L	10,000	10k to 200 lb		Shear Beam
					The specific load cell covered by this certificate are: SB2-YYYYX500 through SB2-YYYYX699 and SB3-YYYYX500 through SB3-YYYYX699 where YYY is the load cell capacity and XX is the cable length.					



LISTING BY COMPANY

CC No.	Date	Company Name	Other Models	Device Type	Model	Accuracy Class	n	Capacity	Platform size	Comments
90-138P	09/26/90	Hottinger Baldwin Measurements, Inc	Load Cell	Load Cell	USB	III	5000	200 to 5000 lb		Universal, Tension The specific models of load cells covered by this certificate are USB-YYYYX500 through USB-YYYYX699 where YYY is the load cell capacity and XX is the cable length.
91-030		Hottinger Baldwin Measurements, Inc	Load Cell	Load Cell	HLC/THC	III	see below	1k to 20k		IN PROCESS
91-030P	03/07/91	Hottinger Baldwin Measurements, Inc	Load Cell	Load Cell	HLC & THC SERIES	III	see below	1,000 to 10k lb		Bending Beam
										n-max: single cell: 3,000 - multiple cells: 6,000. The specific load cells covered by this certificate are HLC-YYYYX400 through HLC-YYYYX690 & THC-YYYYX400 through THC-YYYYX690, where YYY is the load cell capacity & XX is the cable length. The numbers do not have any effect on compliance with NIST Handbook 44. Models: HLC-1K, HLC-2.5K, HLC-4K, HLC-5K & HLC-10K.
91-030P AMENDED	05/14/91	Hottinger Baldwin Measurements, Inc	Load Cell	Load Cell	HLC & THC Series	III	see below	1000 - 10,000 lb		Bending Beam
										The specific load cells covered by this certificate are HLC-YYYYX400 through HLC-YYYYX690 & THC-YYYYX400 through THC-YYYYX690, where YYY is the load cell capacity and XX is the cable length. the numbers 400 through 690 represent customer variations that do not have any effect on compliance with NIST HB 44.
91-031		Hottinger Baldwin Measurements, Inc	Load Cell	Load Cell	RSC SERIES	see below	see below	50 to 50,000 lb		IN PROCESS
										Class III, S, n = 3,000 Class III L, S, N = 10,000
91-031P	03/07/91	Hottinger Baldwin Measurements, Inc	Load Cell	Load Cell	RSC SERIES	III/III L	see below	50 to 5,000 lb		Universal Beam ("S" Cell)
										n-max: single cell, class III: 3,000 - single cell, class III L: 10,000. The specific load cells covered by this certificate are RSC-YYYYX400 through RSC-YYYYX6790 where YYY is the load cell capacity & XX is the cable length. The numbers 400 through 690 represent customer variations that do not have any effect on compliance with NIST Handbook 44.
91-036	03/07/91	Hottinger Baldwin Measurements, Inc	Load Cell	Load Cell	JRT SERIES	III L	MC: 10,000	20k to 200k lb		Compression Torsion Ring
										The specific load cells covered by this certificate are JRT-YYYYX500 through JRT-YYYYX600, where YYY is the load cell capacity & XX is the cable length. The numbers 500 through 600 represent customer variations that do not have any effect on compliance with NIST Handbook 44. Models: JRT-20K, JRT-50K, JRT-100K & JRT-200K.
91-131		Hottinger Baldwin Measurements, Inc	Load Cell	Load Cell	RSC	III/III L	see below	50 to 50,000 lb		IN PROCESS
										Class III L, S, 10,000
92-099		Hottinger Baldwin Measurements, Inc	Load Cell	Load Cell	PWS Family	III	3,000 S	5 to 200 kg		IN PROCESS



LISTING BY COMPANY

CC No.      Date      Company Name      Other Models      Device Type      Model      Accuracy Class      n      Capacity      Platform size      Comments

IBM Corporation

86-002	05/21/90	IBM Corporation		POS Scale	4683 Series					Digital Electronic
86-002.A1	03/08/91	IBM Corporation		Cash Register	4683 Series					Electronic Cash Register
88-118	06/02/88	IBM Corporation		POS Scale	4680 Series					POS System/Controller
			4683-001 POS terminal (Primary), 4683-002 POS terminal (Satellite)							
89-139	01/10/90	IBM Corporation		POS Scale	4687-2	III	3000	30 x 0.01 lb	17" x 11"	Digital Electronic
89-148	01/10/90	IBM Corporation		POS Scale	4687-2	III				Digital Electronic
91-067	04/19/91	IBM Corporation		POS Scale	4684-XXX Series					Digital Electronic

ICL, Inc.

89-026	01/30/90	ICL, Inc.		Cash Register	6000 Series		2999	29.99 lb		Digital Electronic
			M6545, M6546, M6000 Printer Module, M6000 Keyboard Display							
89-081A	01/10/90	ICL, Inc.		POS Scale	310	III	2999	29.99 x 0.01 lb	11" x 15"	Digital Electronic
89-155	04/25/90	ICL, Inc.		POS Scale	310RD	III				Digital Electronic
91-078	03/23/92	ICL, Inc.		POS Scale	9520 Family		2999	29.99 x 0.01 lb		Digital Electronic
			9520/60-69; 9520/150-159							
92-020	02/07/92	ICL, Inc.		Cash Register	300	III	3,000	30 x 0.01 lb	14.2" x 12.7"	Digital Register

Indiana Scale Company Inc.

92-000		Indiana Scale Company Inc		Indicating Elements	IN-20					IN PROCESS
--------	--	---------------------------	--	---------------------	-------	--	--	--	--	------------

LISTING BY COMPANY

CC No.	Date	Company Name	Other Models	Device Type	Model	Accuracy Class	Capacity	Platform size	Comments
<b><u>Industrial Data Systems, Inc.</u></b>									
89-040	05/03/89	Industrial Data Systems, Inc.		Data Processing Systems	DT 210				Electronic/Programmable
89-129	10/24/89	Industrial Data Systems, Inc.	160 (tape printer)	Printer	152				Dot Matrix Ticket
90-059	04/25/90	Industrial Data Systems, Inc.		Printer	Matrix 500				Electronic Dot-Matrix
92-096		Industrial Data Systems, Inc.		Indicating Elements	SDI				IN PROCESS
<b><u>Int. Weighing Systems, Inc.</u></b>									
88-231	11/01/88	Int. Weighing Systems, Inc.	NCD 1400 FT	Indicating Elements	NCD 1400	III/III L	10,000		Digital Electronic
<b><u>Intercomp Corporation</u></b>									
90-106P	09/24/90	Intercomp Corporation		Wheel Load Weigher	PT300	III	20,000 x 50lb	12" x 12"	Digital Electronic
90-160	11/05/90	Intercomp Corporation	AM1660, AM2660	Indicating Elements	AM4660				Digital Electronic
<b><u>Interface, Inc.</u></b>									
87-056P	11/25/87	Interface, Inc.		Load Cell	SSM	III/III L	6K, 10K S		Superseded by 87-056P Ammended
87-056P	03/14/88	Interface, Inc.		Load Cell	SSM Series	III/III L	6K, 10K S		Load Cell
					SSM-xxx-100A, SSM-xxx-100C, SSM-xxx-100G, SSM-xxx-100G, SSM-xxx-100M, SSM-xxx-100R, SSM-xxx-250A, SSM-xxx-250C, SSM-xxx-250E, SSM-xxx-250G, SSM-xxx-250J, SSM-xxx-250M, SSM-xxx-250R, SSM-xxx-500A, SSM-xxx-500C, SSM-xxx-500E, SSM-xxx-500G, SSM-xxx-500J, SSM-xxx-500M, SSM-xxx-500R, SSM-xxx-1000A, SSM-xxx-1000C, SSM-xxx-1000E, SSM-xxx-1000G, SSM-xxx-1000J, SSM-xxx-1000M, SSM-xxx-1000R				

LISTING BY COMPANY

CC No.	Date	Company Name	Other Models	Device Type	Model	Accuracy Class	n	Capacity	Platform size	Comments
87-056PA1	05/15/90	Interface, Inc.		Load Cell	SSM-S	III/III L	6k, 10k S	6000 - 10000		Load Cell
The specific models of load cells covered by this certificate are SSM-XXX-YYYYS where XXX is a two or three character alphanumeric code used to designate variations such as cable type or length, YYYY is the capacity of the load cell in pounds, and S is the unique character identifying this series from the previous certificate (CC No. 88-056P). Capacities from 100 to 1000 lbs.										
88-038P	04/07/88	Interface, Inc.		Load Cell	SSB	III	3,000 S	50 - 250 lb		Shear Beam Load Cell
Capacities (lb): 50, 100, 250										
88-040P	04/07/88	Interface, Inc.		Load Cell	MB Series	III	3,000 S	10 - 100 lb		Shear Beam Load Cell
MB-XXX-10A, -25A, -50A, -75A, -100A										
<b><u>International Mailing Systems, Inc.</u></b>										
90-019	03/13/90	International Mailing Systems, Inc.		Computing Scale	3000N	III	3200	100 lb X 0.5 oz	13 X 10.5 in	Computing Postal Scale
MPS 100N, MPS 100RN										
90-019.A1	02/06/91	International Mailing Systems, Inc.		Computing Scale	3000N	III	3200	100 lb x 0.5 oz	13 x 10.5 "	Digital Electronic
<b><u>InterSystems, Inc.</u></b>										
88-294	02/14/90	InterSystems, Inc.		Bulkweighing System	Masterweigh IV-A	III	10,000			Digital Electronic
90-021	02/14/90	InterSystems, Inc.		Bulkweighing System	Masterweigh IV	III	10,000			
92-043	03/26/92	InterSystems, Inc.		Bulkweighing System	Masterweigh V	III/III L	10,000			Controller/Computer Interface
<b><u>Ishida Scales Mfg. Co., Ltd.</u></b>										
87-070	12/29/87	Ishida Scales Mfg. Co., Ltd.		Computing Scale	NOVA-150L	III	3,000	15 x .005 lb	285mm x 223mm	Digital Computing Scale
NOVA-300L										
88-021	03/07/88	Ishida Scales Mfg. Co., Ltd.		Floor Scales	MT-300	III	3000	300 x 0.1 lb	550 mm x 400 mm	Digital Electronic
MT-150, MT-60										

LISTING BY COMPANY

CC No.	Date	Company Name	Other Models	Device Type	Model	Accuracy Class	n	Capacity	Platform size	Comments
88-021A	01/25/89	Ishida Scales Mfg. Co., Ltd.		Bench and Counter Scale	MT-300	III	3,000	300 x 0.1 lb	550 mm x 400 mm	Digital Electronic
			MT-150 Capacity 150 x 0.05 lbs. MT-60 Capacity 60 x 0.02 lbs							
88-251	10/13/88	Ishida Scales Mfg. Co., Ltd.	MT-30S, MT-15S	Bench and Counter Scale	MT-60S	III	3,000	60 x 0.02 lb	329 mm x 309 mm	Digital Electronic
89-003	03/01/89	Ishida Scales Mfg. Co., Ltd.		Indicating Elements	MTC 10 & MTC 20	III	3,000			Digital Electronic
89-143	04/25/90	Ishida Scales Mfg. Co., Ltd.		Bench and Counter Scale	MG-2500	III	2,500	5 kg x .002 kg	200 x 250 mm	Checkweighing Scale
90-031	03/13/90	Ishida Scales Mfg. Co., Ltd.		Bench and Counter Scale	MG-2500	III	2,500	5 kg x .002 kg	200 x 250 mm	Digital Checkweighing Elect.
			Optional capacity: 2.5 kg x 0.001 kg							
91-053	04/04/91	Ishida Scales Mfg. Co., Ltd.		Computing Scale	AC-2000	III	3000	30 x 0.01 lb	15.7" x 9.8"	Digital Electronic
91-054	04/04/91	Ishida Scales Mfg. Co., Ltd.		Computing Scale	Libra II	III	3000	30 x 0.01 lb	10" x 15"	Digital Electronic
91-059	04/02/91	Ishida Scales Mfg. Co., Ltd.		Floor Scales	MS70XX	III	3,000	see certificate	see below	Digital Electronic
			MS-7003, 7006, 7012, 7030, 7060							
91-060	03/16/92	Ishida Scales Mfg. Co., Ltd.		Indicating Elements	WL600	III	3000			Digital Electronic
			WL 600SS (Stainless steel enclosure)							
91-121	03/27/92	Ishida Scales Mfg. Co., Ltd.		Bench and Counter Scale	MG-3000	III	3000	6 x 0.002kg	200 x 250 mm	Digital Checkweighing Elect.
<b><u>Ishida U.S.A. Inc.</u></b>										
90-099A1	11/26/91	Ishida U.S.A. Inc.		Computing Scale	Ishida Alpha-Cosmic	III	3,000	30 x 0.01 lb	10" x 16"	Digital Electronic
<b><u>Ivex Corporation</u></b>										
89-012	07/05/89	Ivex Corporation		Dry Measure	3871			1 dry quart		Plastic Berry Basket

LISTING BY COMPANY

CC No.	Date	Company Name	Other Models	Device Type	Model	Accuracy Class	n	Capacity	Platform size	Comments
<b>J&amp;S Scale Company</b>										
88-237	09/26/90	J&S Scale Company		Vehicle Scale	MP Series MP121030C200: 60,000 lb, MP121230C200: 60,000, MP201030C200: 60,000, MP201230C200: 60,000, MP241030C200: 60,000, MP241230C200: 60,000, MP301030C200: 60,000, MP301230C200: 60,000, MP301040C300: 80,000, MP301240C300: 80,000, MP340140C300: 80,000, MP341240C300: 80,000, MP401040C300: 80,000, MP401240C300: 80,000	III L	4,000	60,000 lb	25' x 10'	Vehicle Scale
88-238	09/26/90	J&S Scale Company		Vehicle Scale	MP SERIES CLC: 60,000 lb 4 sections; see certificate for other models.	III L	8000	120,000 x 20 lb	70' x 10'	Pipe Lever Sys. w/1 load cell
91-004	02/06/91	J&S Scale Company		Vehicle Scale	LP Series Capacity Range: 30,000 to 150,000 lb. Platform Size Range: 18' x 10' to 100' x 12'. CLC Range: 25,000 lb to 65,000 lb. Concrete or Steel deck, 2 to 4 sections See CC for details.	III L	6,000	See CC	See CC	Load Cell Elec. Vehicle Scl WE
91-006	02/06/91	J&S Scale Company		Vehicle Scale	FT Series Range of Capacities: 10,000 lb to 24,000 lb. Range of Platform Sizes: 8' x 8' to 22' x 10'. Range of CLC's: 4,000 lb to 9,000 lb, 2 sections. See CC for specific model information.	III L	2,000	See CC	See CC	Load Cell Elec. Vehicle Scl WE
<b>Jacobs Scale Co.</b>										
92-024	01/29/92	Jacobs Scale Co.		Floor Scales	J1827	III L	2000	1000 x 0.5 lb	18" x 27"	Mechanical Lever System
<b>JB Scale Mfg.</b>										
92-016	01/17/92	JB Scale Mfg.		Floor Scales	HP XY	III	4,000	20,000 x 5 lb	5' x 7'	Load Cell Electronic
<b>John Chatillon &amp; Sons, Inc.</b>										
86-030	12/04/86	John Chatillon & Sons, Inc.		Hanging Scale	Type 027	III	640	20 lb x 1/2 oz	Scoop	Superseded by 86-030A
86-030A	06/02/88	John Chatillon & Sons, Inc.		Hanging Scale	027/A	III	640	20lb x 1/2oz	Pan ETC	Mechanical Hanging Dial Scale
87-092	05/03/88	John Chatillon & Sons, Inc.		Hanging Scale	0024/A	III	960	30lb x 1/2 oz	Pan	Mechanical Hanging Scale

LISTING BY COMPANY

CC No.	Date	Company Name	Other Models	Device Type	Model	Accuracy Class	n	Capacity	Platform size	Comments
88-032	03/01/88	John Chatillon & Sons, Inc.	7280 XHTR	Hanging Scale	7280XHT	III	600	150 x 1/4 lb		Dial hanging scale
88-060	05/03/88	John Chatillon & Sons, Inc.		Hanging Scale	0028/A	III	960	30lb x 1/2oz	Pan	Mechanical Dial
					Optional Capacities: 60 lb x 1 oz, 30 lb x 1/2 oz, 15 kg x 0.02 kg. Other Distributor: Hobart Corporation, Models: PR30-1, -30-2, -30-3					
88-096	11/03/88	John Chatillon & Sons, Inc.		Bench and Counter Scale	13/A	III		130lb x 4oz	13.5" x 19"	Mechanical Lever-Spring Dial
88-096A1	10/24/89	John Chatillon & Sons, Inc.	Type 15	Bench and Counter Scale	13/A	III	520	520 x 1 lb	13.5" x 19"	Mechanical Lever Spring Dial
88-150	03/13/90	John Chatillon & Sons, Inc.		Bench and Counter Scale	PBB Series	III	See Below	135 lb - 35 kg	12" x 17"	Superseded by 88-150 5/4/90
					PBB 135, PBB 52, PBB 52kg, PBB 26kg					
88-150 Amended	05/04/90	John Chatillon & Sons, Inc.		Bench and Counter Scale	PBB Series	III		26 kg - 135 lb	12" x 17"	Mechanical Lever System
					PBB 135 135 lb, PBB 52 52 lb, PBB 52KG 52kg, PBB 26KG 26, kg					
88-150PN	06/28/88	John Chatillon & Sons, Inc.		Bench and Counter Scale	PBB Series	III		135lb - 52kg	12" x 17"	Superseded by 88-150
88-151	08/07/91	John Chatillon & Sons, Inc.		Floor Scales	HB-1000-BA	III L	2000	1000 x 0.5 lb	18" x 27"	Mechanical Lever System
88-151PN	06/28/88	John Chatillon & Sons, Inc.		Floor Scales	HB-1000-BA	III	2,000	1k x 0.5 lb	18" x 27"	Portable Mechanical Lever Sys.
					HB-1000-BM, Capacity 500 kg x 0.2 kg					
88-186	08/30/88	John Chatillon & Sons, Inc.		Bench and Counter Scale	DPA300	III	3,000	300 x 0.1 lb	15.5" x 15.5"	Digital Electronic
					DPA150, capacity 150 x 0.05 lb. DPA600, capacity 600 x 0.2 lb					
89-028	06/16/89	John Chatillon & Sons, Inc.		Hanging Scale	DHA 30	III	3000	30 x 0.01 lb		Digital Electronic
					DHA 15K, capacity 15 x 0.005 kg					
90-018	02/16/90	John Chatillon & Sons, Inc.		Hanging Scale	DHB 300	III	3000	300 x 0.1 lb		Digital Electronic
					DHB 150K, DHB 100, DHB 50K					



LISTING BY COMPANY

CC No.	Date	Company Name	Other Models	Device Type	Model	Accuracy Class	n	Capacity	Platform size	Comments
90-078	05/15/90	John Chatillon & Sons, Inc.		Bench and Counter Scale	PDT-100	III	520	130 lb x 4 oz	12 x 17 inch	Mechanical Spring Dial
			PDT-50: 65 lb x 2 oz, PDT-200: 260 lb x 8 oz, PDT-25K: 25 x .05 kg, PDT-50K: 50 x .1 kg & PDT-100K: 100 x .2 kg.							
90-104	09/17/90	John Chatillon & Sons, Inc.		Bench and Counter Scale	PBB300-1	III	4816	301 lb x 1 oz	21.75" x 16.25"	Mechanical Lever System
<b><u>Jonel Engineering</u></b>										
90-072	06/14/90	Jonel Engineering		Indicating Elements	JL-DSD-253B	III/IIIL	1,000			Digital Electronic
<b><u>JWS CORPORATION</u></b>										
92-053	04/06/92	JWS CORPORATION		Software	Aggregate System					IBM Comp. Ticket Software
<b><u>K-Scale, Inc.</u></b>										
89-004	02/10/89	K-Scale, Inc.		Computing Scale	9010	III	3,000	30 x 0.01 lbs		Digital Electronic
			9010 N, 9010 P, 9020, 9020 N, 9020 N-1 thru 4, 9020 P, 9020 P-1 thru 4, 9030, 9030 U-1 thru 4, 9030 U-10							
91-084	08/12/91	K-Scale, Inc.		NO DEVICE TYPE	MS-D	III	3,200	99 lb	13.5" x 9.5"	Digital Mass Transducer
			Other capacity: 15.5 oz x 0.5 oz.							
91-085	08/12/91	K-Scale, Inc.		NO DEVICE TYPE	KMS-2000					Manifest System, PC Computer
<b><u>K-Tron</u></b>										
88-029	04/07/88	K-Tron		Computing Scale	9010	III	3,000	30 x 0.01 lb		Digital Computing Scale
			9010, 9010 N, 9010 P, 9020, 9020 N, 9020 P, 9030, 9030 U							
<b><u>Koltek, Inc.</u></b>										
88-059	02/16/90	Koltek, Inc.		Vehicle Tank & LPG Meter	K10-A332X			9999.9 gallons		Milk Metering System for Milk

LISTING BY COMPANY

CC No.	Date	Company Name	Other Models	Device Type	Model	Accuracy Class	n	Capacity	Platform size	Comments
<b><u>Kubota Corporation</u></b>										
86-042	01/08/87	Kubota Corporation		Computing Scale	FP-900	III	3000	30 x 0.01 lb	400 x 252 mm	Digital Electronic
86-042A1	02/12/90	Kubota Corporation		Computing Scale	FP-900 SERIES	III	5,000	50 x 0.01 lb	400 x 252 mm	Digital Electronic
			Other capacity: 30 x 0.01 lb							
86-042A2	01/24/91	Kubota Corporation		Computing Scale	FP-900 Series	III	5,000	see below	400 x 252 mm	Digital Electronic
			capacities: 30 x 0.01 lb & 50 x 0.01 lb. Model designations: Model FP-900, Model FP-910, Model FP-950 & Model FP-960.							
87-008	04/14/87	Kubota Corporation		Computing Scale	LA 230	III	3,000	30 x 0.01 lb	27x37cm	Digital Computing Scale
87-081	11/25/87	Kubota Corporation		Computing Scale	LA-ONE	III	3,000	30 x 0.01 lb	14.6" x 10.8"	Digital Computing Scale
87-081A1	10/13/89	Kubota Corporation		Computing Scale	LA-150	III	5000	50 x .01 lb	14.6" x 10.8"	Digital Electronic
			LA-ONE, capacity 30 x .01 lb n:3000							
88-019	06/28/88	Kubota Corporation		Bench and Counter Scale	KA-10-HB	III	3,500	150 x 0.05lb	13.9" x 19.7"	Digital Electronic
88-054	03/24/88	Kubota Corporation		Computing Scale	LA-320	III	3,000	15 x 0.01 lb	294 mm x 205 mm	Digital Electronic
88-054A1	06/14/90	Kubota Corporation		Computing Scale	LA-320	III	3000	20 x .01 lb	294 x 205 mm	Digital Electronic
			Model LA-315							
88-055	03/24/88	Kubota Corporation		Computing Scale	LA-250	III	5,000	50 x .01 lb	270 mm x 370mm	Digital Electronic
<b><u>Liqua-Tech Corporation</u></b>										
89-141	02/14/90	Liqua-Tech Corporation		Vehicle Tank & LPG Meter	LPM-100			3.5 - 18 gal/min		Gas Measuring Device

LISTING BY COMPANY

CC No.	Date	Company Name	Other Models	Device Type	Model	Accuracy Class	Capacity	Platform size	Comments
<b><u>Liquid Controls Corporation</u></b>									
86-022	10/27/86	Liquid Controls Corporation		Vehicle Tank & LPG Meter	EC 2000 -Lectrocount				
86-022.A1	01/03/91	Liquid Controls Corporation		Cash Register	EC2000				Electronic Registering Meter
The EC2000 systems consists of an E2600 series remote electronic counter assembly and an E2520-2 Supervisory Console.									
86-025	10/15/86	Liquid Controls Corporation		LPG Liquid Meter	MA-2-CX-10			99999.9 X 0.1 gal	
87-023	05/21/87	Liquid Controls Corporation		Vehicle Tank & LPG Meter	5120				
90-168PN	12/18/90	Liquid Controls Corporation		Vehicle Tank & LPG Meter	MA-4-CY-10	III			Temperature Volume Compensater
90-169PN	12/18/90	Liquid Controls Corporation		Vehicle Tank & LPG Meter	MA-5-GX-10				
90-170PN	12/18/90	Liquid Controls Corporation		Wholesale Meter	MA-5-GX-12				
90-172	12/18/90	Liquid Controls Corporation		Retail Motor Fuel Dispenser	MA-5-1 & MA-5-2				
90-173PN	12/18/90	Liquid Controls Corporation		Vehicle Tank & LPG Meter	MA-7-X-10				
90-174PN	12/18/90	Liquid Controls Corporation		Vehicle Tank & LPG Meter	MA-7-X-11				
90-175PN	12/18/90	Liquid Controls Corporation		Vehicle Tank & LPG Meter	MA-7-X-12				
90-176	12/18/90	Liquid Controls Corporation		Vehicle Tank & LPG Meter	M-7-1, M-7-2 & M-7-3				
90-177PN	12/18/90	Liquid Controls Corporation		Vehicle Tank & LPG Meter	M-7-27				
90-178PN	12/18/90	Liquid Controls Corporation		Vehicle Tank & LPG Meter	M-15-X				

LISTING BY COMPANY

CC No.	Date	Company Name	Other Models	Device Type	Model	Accuracy Class	Capacity	Platform size	Comments
90-179PN	12/18/90	Liquid Controls Corporation		Wholesale Meter	M-25-2				
90-180PN	12/18/90	Liquid Controls Corporation		Wholesale Meter	M-30-X				
90-181PN	12/18/90	Liquid Controls Corporation		Wholesale Meter	M-60-X				
90-182PN	12/18/90	Liquid Controls Corporation		Wholesale Meter	M-120-X				
90-183PN	12/18/90	Liquid Controls Corporation		Wholesale Meter	MS-7-1, MS-7-2				
91-048PN	04/18/91	Liquid Controls Corporation	Flow Rates 15 to 300 gpm	Wholesale Meter	M-25 Series				
91-120	08/06/91	Liquid Controls Corporation	800 GPM Maximum Flow Rate, 40 GPM Minimum Flow Rate, 150 PSI Maximum Pressure.	Wholesale Meter	M-80-2				Non-Ferrous Aircraft Fueling
92-019		Liquid Controls Corporation		Wholesale Meter	M7				IN PROCESS
92-075	05/06/92	Liquid Controls Corporation		Wholesale Meter	M5-X, M7-X, & M15-X				Wholesale Measuring Element
<b><u>Livestock Marketing Services Corporation</u></b>									
92-059		Livestock Marketing Services Corporation		Livestock Scale	Market Master				IN PROCESS
<b><u>Livingston Seed Company</u></b>									
92-046	04/06/92	Livingston Seed Company		Dry Measure	A & B		1/32 & 1/8 dry pt		
<b><u>Loadometer Corporation</u></b>									
87-076P	10/29/87	Loadometer Corporation		Wheel Load Weigher	Haenni WL101	III	20k x 50 lb	20' x 14"	Analog Wheel-load Weigher

LISTING BY COMPANY

CC No.	Date	Company Name	Other Models	Device Type	Model	Accuracy Class	n	Capacity	Platform size	Comments
<b><u>M&amp;R Brand Scale</u></b>										
90-051	04/25/90	M&R Brand Scale		Vehicle Scale	100 Series 1005010-50, 1006010-60, 1007010-60, 1008010-60, 1009010-60, 1005014-50, 1006014-60, 1007014-60, 1008014-60	III L	6,000	120,000 x 20 lb	70' x 12'	Lever System
<b><u>Mantle Industries inc.</u></b>										
91-123		Mantle Industries inc.		Vehicle Scale	C and SPE Series	III L	10,000	200,000	120x 10"	IN PROCESS
<b><u>Marsh Scale, Inc.</u></b>										
88-253	02/10/89	Marsh Scale, Inc.		Livestock Scale	MCS and SMCS Series* MCS-14, MCS-20, SMCS-18, MCS-25. Capacities (lb): 10,000 and 20,000	III L				Mechanical Lever System
88-253 Amended	06/06/91	Marsh Scale, Inc.		Livestock Scale	MCS/SMCS SERIES MCS-14, MCS-20, SMCS-18 & MCS-25. CLC: 5,700 lb & 11,700 lb. Platforms: 14' x 8', 20' x 8', 18' x 6'8" & 25' x 8'.	III L		see below	see below	Mechanical Lever System
<b><u>Mathews Ready Mix Inc.</u></b>										
92-069	05/06/92	Mathews Ready Mix Inc.		Hopper Scale	A.W.H.-1 & C.W.H.-1		2,000	see certificate		Load Cell, Electronic
<b><u>McNeilus Truck &amp; Mfg. Inc.</u></b>										
90-153	03/07/91	McNeilus Truck & Mfg. Inc.		Hopper Scale	RL20000-5K Load cell type: Rice Lake Weighing Systems RL20000-5K or RL20000-20K or certified equivalent.	III L	2,000	40k to 10k lb		Weighing Element Electronic
90-153.A1	07/02/91	McNeilus Truck & Mfg. Inc.		Hopper Scale	AH-40 & CH-40	III L	2,000	4k - 40k		
<b><u>Measurement Systems International</u></b>										
86-021	09/06/86	Measurement Systems International		Hanging Scale	3260	III	2500	250 x 0.1 lb		Digital Electronic
88-006	07/17/86	Measurement Systems International		Crane Scale	MSI-4260-01	III L	5000	50,000 x 10 lb		Superseded by 88-098A

LISTING BY COMPANY

CC No.	Date	Company Name	Other Models	Device Type	Model	Accuracy Class	n	Capacity	Platform size	Comments
88-098A	04/19/89	Measurement Systems International		Crane Scale	MSI-4260-01	III L	5,000	50,000 x 10 lbs		Digital Crane Scale
			Range of capacities: 5k to 70k lb							
89-027	04/04/89	Measurement Systems International		Crane Scale	MSI-6260	III L	5,000	5,000 x 1 lb		Digital Electronic
			Capacities (lb): 10,000, 20,000, 30,000, 50,000, 70,000							
89-090	11/21/89	Measurement Systems International		Hanging Scale	4260	III	2000	2000 lb		Load Cell Electronic
90-129P	03/07/91	Measurement Systems International		Wheel Load Weigher	MSI-5300	III	400	20,000 x 50 lb	11" x 10.25"	Digital Electronic
<b><u>Metro Equipment Corporation</u></b>										
87-097	01/11/88	Metro Equipment Corporation		Bench and Counter Scale	BD-125PK-XXX	III	560	125 lb x 4oz	13 1/2" x 20 1/2"	Mechanical Dial Bench Scale
			BD-25M-XXX, BD-50D-XXX, BD-50M-XXX, BD-125PK-XXX, BD-100M-XXX, BD-250-XXX							
88-206	09/29/88	Metro Equipment Corporation		Indicating Elements	SEP-12K	III/III L	10,000			Digital Electronic
88-207	09/29/88	Metro Equipment Corporation		Indicating Elements	POLO-12K	III/III L	10,000			Digital Electronic
88-240	09/22/88	Metro Equipment Corporation		Indicating Elements	SX-10K	III/III L	10,000			Digital Electronic
			SX 10KIB, SX 10KOB							
88-240A1	01/10/92	Metro Equipment Corporation		Indicating Elements	SX-2000	III\III L	10,000			Digital Electronic
			SX-2002							
89-044	05/25/89	Metro Equipment Corporation		Hanging Scale	HDS-820	III	640	20 lb x 1/2 oz	Model A-250	Mechanical Dial
			A-251 (SS Round Pan), A-264 (SS Large Round Pan)							
91-080PN	05/13/91	Metro Equipment Corporation		Bench and Counter Scale	301TAD	III	4800	301 lb x 1 oz		Fully Mechanical
			Model 50 TK Beams: 49 x 1 kg, 1 kg x 10 g. Model 150 TK beams: 140 x 10 kg, 10 x 0.1 kg. Model 126 TAD Beams: 120 x 5 lb, 5 lb x 1 oz, 1 x 0.1 lb.							

LISTING BY COMPANY

CC No.	Date	Company Name	Other Models	Device Type	Model	Accuracy Class	n	Capacity	Platform size	Comments
<b><u>Metrometer, Inc.</u></b>										
87-010	04/20/87	Metrometer, Inc.		Taximeter	21R					Single or Multi-rate Taximeter
87-011	04/20/87	Metrometer, Inc.		Taximeter	22NP					Single or Multi-rate Taximeter
88-176	08/30/88	Metrometer, Inc.		Taximeter	CCM21R					Dig. Elec. Credit Card Meter
<b><u>Mettler Instrument Corporation</u></b>										
87-001	03/13/87	Mettler Instrument Corporation		Jewelers' Balance	PM Series/49	II	40,000	4000 x 0.01g	6.5" dia	Digital
87-001A	03/01/89	Mettler Instrument Corporation		Jewelers' Balance	PM/49 & CM/49 Series n, class I - 120,000: n, class II - 20,000: PM2000C/49 (Class I): PM1200/49 (Class II): PM15/49 (Class II)	I and II		110g to 16,006 g		Digital Electronic
87-004	04/06/87	Mettler Instrument Corporation		Jewelers' Balance	PJ Series/49	II	41,000	4100 x 0.1 g	6.5" dia	Grain Test Scale
87-004A	05/24/88	Mettler Instrument Corporation		Jewelers' Balance	PJXXXG Series	II	41,000	4100 x 0.1 g	6.5" dia.	Digital Electronic
87-004A2	03/29/89	Mettler Instrument Corporation		Jewelers' Balance	PJ Series	II	41,000	610g to 15,000		Digital Electronic
88-202	10/04/88	Mettler Instrument Corporation		Grain Test Scale	PM 2200-1/49	II	21,000	0 - 200 x 0.01 g	13cm diameter	Digital Electronic
88-289	02/10/89	Mettler Instrument Corporation		Bench and Counter Scale	Mettler Multirange	II/III L	15000			Superseded by 88-289A
88-289A	03/01/89	Mettler Instrument Corporation		Bench and Counter Scale	Mettler Multirange	II/III	15,000	see certificate	see certificate	Digital Electronic

LISTING BY COMPANY

Comments

Platform size

Capacity

Accuracy Class

Model

Device Type

Other Models

Company Name

CC No. Date

Digital Electronic

322 x 232 mm

2K to 15k g

15,000

II

SM/49 Series

Bench and Counter Scale

Mettler Instrument Corporation

03/01/89

88-296

Digital Electronic

80 mm diameter

1025 x 0.1 c

102,500

I

AE 1000C/49

Jewelers' Balance

Mettler Instrument Corporation

02/01/91

91-026

Micro General

Digital Electronic

99 lb. x .5oz.

3168

III

10XX

Bench and Counter Scale

Micro General

01/24/91

90-165

Micro Motion, Inc.

Superseded by 87-040.A1

FlowScale

Mass Flow Meter

D25, D40, D100, D150, D300, D600

Micro Motion, Inc.

Mass Flow Meter

Micro Motion, Inc.

01/03/91

09/15/87

87-040

Digital Electronic

D Series Sensor

Mass Flow Transmitter Models: FSXXXXXX (FlowScale), RFT9712XXXX (Remote Flow Transmitter). Sensor Model Numbers: DX025XXXX, DX040XXXX, DX065XXXX, DX100XXXX, DX150XXXX, DX300XXXX & DX600XXXX.

Micro Motion, Inc.

Micro Motion, Inc.

Mass Flow Meter

Micro Motion, Inc.

01/03/91

01/03/91

87-040.A1

Micros Systems, Inc.

Digital Electronic

Type 2000

Cash Register

Micros Systems, Inc.

Micros Systems, Inc.

Cash Register

Micros Systems, Inc.

11/02/90

11/02/90

90-121

Mid-America Scale Company

Levers & Load Cell

Hopper

7,000 lb

2,250

III L

H-1, H-2, H-3

Hopper Scale

Mid-America Scale Company

02/16/90

89-165

Midwest Computer Register Corp.

IN PROCESS

NO DEVICE TYPE

8000

Midwest Computer Register Corp.

Midwest Computer Register Corp.

NO DEVICE TYPE

Midwest Computer Register Corp.

Midwest Computer Register Corp.

Midwest Computer Register Corp.

92-002



LISTING BY COMPANY

CC No.      Date      Company Name      Other Models      Device Type      Model      Accuracy Class      Capacity      Platform size      Comments

**MOBBA**

88-058      04/07/88      MOBBA      LX, LS, LP1000, LD1000, LCB1000      Computing Scale      LD1000      III      3,000      30 x 0.01 lb      15.5" x 10.5"      Digital Computing Scale

**Mobile Computing Corporation**

91-058      04/05/91      Mobile Computing Corporation      5400-1      Retail Motor Fuel Register      5400-2                               Digital Electronic

91-058.A1      09/30/91      Mobile Computing Corporation           Vehicle Scale      5400-3                               Digital Electronic

91-069           Mobile Computing Corporation           Service Station Consoles/ECR      5400-X                               IN PROCESS

**Morrison Weighing Systems, Inc.**

89-058      05/25/89      Morrison Weighing Systems, Inc.           Indicating Elements      T-3500M      III/III L      6,000                Digital Electronic

90-157      01/24/91      Morrison Weighing Systems, Inc.           Indicating Elements      DC100      III      10,000                Digital Electronic

Other model: MP201/for use in batching systems

**National Scale and Repair**

92-102P           National Scale and Repair           Load Cell      S5000N                               IN PROCESS

92-103P           National Scale and Repair           Load Cell      S2000N                               IN PROCESS

92-104           National Scale and Repair           Load Cell      T12000S                               IN PROCESS

92-105           National Scale and Repair           Load Cell      T15000N                               IN PROCESS

92-106           National Scale and Repair           Load Cell      R3000CSPN                               IN PROCESS

LISTING BY COMPANY

CC No. Date Company Name Other Models Device Type Model Accuracy Class n Capacity Platform size Comments

National Semiconductor

87-123 05/03/88 National Semiconductor Cash Register 300 III 3,000 30 x 0.01 lb 14.2" x 12.7" Digital Cash Register  
 88-067 05/03/88 National Semiconductor Cash Register 545 3,000 30 x 0.01 lb Digital Cash Register

NCI Weigh-Tronix Inc.

87-064 09/29/87 NCI Weigh-Tronix Inc. 3450 III 3000 30 x 0.01 lb 12" x 14" Digital Electronic  
 3451  
 87-064A 09/22/88 NCI Weigh-Tronix Inc. 3450 III 3,000 30 x 0.01 lb Digital Computing Scale  
 87-121A 09/22/88 NCI Weigh-Tronix Inc. 4000-1 III 3500 30 x 0.01 lb 12" x 14" Digital Computing Scale  
 88-272 11/14/88 NCI Weigh-Tronix Inc. 3222 III 5000 15 lb - 100 lb 8"x8", 12"x16.5" Superseded by 88-272A  
 88-272A 04/19/89 NCI Weigh-Tronix Inc. 3222 III 5,000 15 lb to 100 lb 8"x8", 12"x16.5" Load Cell, Electronic  
 88-311 01/25/89 NCI Weigh-Tronix Inc. 3875 III 2240 5-70 lb x .5 oz 13-1/2" x 12" Postal Weight Classifier  
 3800 R (remote indicator)

NCR Corporation

87-014 06/12/87 NCR Corporation 7824 III 3,000 30 x 0.01 lb 13"x 12" Scanner/Scale  
 87-024 02/10/89 NCR Corporation 2157 III 2157 2157 Class 2157, Model 0104; Class 2157, Model 0109 Cash Register  
 87-032 07/10/87 NCR Corporation 2522 III 2522 2522 Class 2157, Model 0104; Class 2157, Model 0109 Service Station Consoles/ECR  
 88-005 03 10 88 NCR Corporation 2061-54XX III 2061-54XX 2061-54XX Stand Alone ECR  
 Cash Register

LISTING BY COMPANY

CC No.	Date	Company Name	Other Models	Device Type	Model	Accuracy Class	Capacity	Platform size	Comments
88-006	03/10/88	NCR Corporation		Cash Register	2157-30XX				Digital Cash Register
88-007	06/01/88	NCR Corporation	7050-XXXX, 7051-XXXX, 7070-XXXX, 7053-XXXX	POS Scale	7050 Series				Digital Electronic System
88-244	11/01/88	NCR Corporation	4522-K010	Computing Scale	4522	III	30 x 0.01 lb	12" x 14"	Digital Electronic
88-245	11/01/88	NCR Corporation	4526-K001, 4524	Computing Scale	4526-0102	III	30 x 0.01 lb	12" x 12"	Digital Electronic
88-257	02/10/89	NCR Corporation		Service Station Consoles/ECR	2126-1400				Electronic
88-261	02/10/89	NCR Corporation		POS Scale	2127				Pt. of Sale Products
88-261A	06/05/91	NCR Corporation	2127-F033/K027	POS Scale	2127				Terminal System
88-280	02/10/89	NCR Corporation		Cash Register	2760 FSS				Digital Electronic
89-007	07/05/89	NCR Corporation		Cash Register	2123-XXXX				Electric Stand Alone
89-092	10/12/89	NCR Corporation		Service Station Consoles/ECR	2113-3XXX				Digital Electronic
90-011	01/30/90	NCR Corporation		Weight Classifier	4000-XX1X	III	30 x 0.01 lb	12" x 14"	Digital Electronic
91-086	06/04/91	NCR Corporation		Cash Register	2760				Digital Electronic
92-088		NCR Corporation		Service Station Consoles/ECR	7052				IN PROCESS

LISTING BY COMPANY

CC No.	Date	Company Name	Other Models	Device Type	Model	Accuracy Class	n	Capacity	Platform size	Comments
<b><u>New Brunswick International, Inc.</u></b>										
86-014	06/25/86	New Brunswick International, Inc.		Bench and Counter Scale	DS-410		3000	300 x 0.1 lb	15.5" x 15.5"	Digital Electronic
			Optional capacities: 150 x .05 lb, 600 x .2 lb							
86-014A	11/01/88	New Brunswick International, Inc.		Bench and Counter Scale	DS-410	III	3,000	300 x 0.1 lb		Digital Electronic
			Optional capacities: 150 x 0.05 lb, 600 x 0.2 lb							
86-026	10/15/86	New Brunswick International, Inc.		Computing Scale	DS 430	III	3,000	30 x 0.01 lb	11" x 12.5"	Digital Electronic
87-006	03/19/87	New Brunswick International, Inc.		Computing Scale	SM-15	III	3,000	30 x 0.01 lb	10.5" x 14.5"	Digital Computing Scale
87-065	09/29/87	New Brunswick International, Inc.	SM-60A	Computing Scale	SM-60	III	3,000	30 x 0.01 lb	11" x 15.5"	Digital Computing Scale
87-113	01/11/88	New Brunswick International, Inc.	DS-260, DS-261	Bench and Counter Scale	DS-260	III	3,000	300 x 0.1 lb	700 x 600 mm	Digital Bench Scale
87-114	01/11/88	New Brunswick International, Inc.		Computing Scale	DS-380	III	3,000	30 x 0.01 lb	8" x 12.25"	Digital Computing Scale
87-118	02/17/88	New Brunswick International, Inc.		Prepackaging Scale	DPS 6000	III	3,000	30 x .01 lb	341 mm x 284 mm	Digital Prepackaging Scale
88-174	08/31/88	New Brunswick International, Inc.		Prepackaging Scale	DPS-2600/AW-2600	III	3,000	30 x 0.01 lb	13.25" x 11.25"	Superseded by 88-174A1
88-174A1	03/27/90	New Brunswick International, Inc.	IL-2600	Prepackaging Scale	DPS-2600/AW-2600	III	3,000	30 x 0.01 lb	13-1/4" x 11-1/4"	Digital Electronic
91-049	03/20/91	New Brunswick International, Inc.		Hanging Scale	LCB-1000H	III	3000	30 x .01 lb	13" diameter	Digital Electronic
91-145		New Brunswick International, Inc.		Hanging Scale	DS580					IN PROCESS
92-044		New Brunswick International, Inc.		NO DEVICE TYPE	DS590					IN PROCESS

LISTING BY COMPANY

CC No.	Date	Company Name	Other Models	Device Type	Model	Accuracy Class	Capacity	Platform size	Comments
92-107		New Brunswick International, Inc.		Computing Scale	SM-40				IN PROCESS
<b><u>NMB Technologies Incorporated</u></b>									
92-084P		NMB Technologies Incorporated		Load Cell	C2G1xx	III	0.6 to 300 kg		IN PROCESS
<b><u>Ohaus Corporation</u></b>									
88-081	05/03/88	Ohaus Corporation	I 20W	Indicating Elements	I 10	III	10,000		Superseded by 88-081A1
88-081A1	02/14/90	Ohaus Corporation	I 20W	Indicating Elements	I 10	III\ IIII	10,000		Digital Electronic
88-203	09/13/88	Ohaus Corporation		Bench and Counter Scale	LB100	III	100 x 0.02 lb	14" x 17"	Load Cell Electronic
			LB30, LB60, LB150. Capacities (lb): 30 - 150						
88-204	09/22/88	Ohaus Corporation		Bench and Counter Scale	WB50	III	50 x 0.01 lb	12" x 12"	Load Cell Electronic
			WB10, WB25. Capacities (lb): 10 and 25						
88-205	09/13/88	Ohaus Corporation		Bench and Counter Scale	WBS50	III	50 x 0.02 lb	12" x 12"	Load Cell Electronic
			WBS 10 and WBS 25. Capacities (lb): 10 and 25						
88-227	09/22/88	Ohaus Corporation		Jewelers' Balance	GT 4400-L	II	0 - 400 x 0.01 g	6.5" Diameter	Digital Electronic
			GJ-4400-L, GT-4000-L, GJ-4000-L						
88-228	09/13/88	Ohaus Corporation		Bench and Counter Scale	PL Series	III	30 to 150 lb	18" x 18"	Load Cell Electronic
			PL30, PL60, PL100, PL150						
88-229	09/13/88	Ohaus Corporation		Indicating Elements	PBI	III	5,000		Digital Electronic
89-084	08/17/89	Ohaus Corporation		Jewelers' Balance	CT-600L	III	600 x .1 g	4 in. diameter	Digital Electronic

LISTING BY COMPANY

CC No.	Date	Company Name	Other Models	Device Type	Model	Accuracy Class	n	Capacity	Platform size	Comments
90-185	01/24/91	Ohaus Corporation	Model I150-P with mild steel case	Indicating Elements	I150-S	III/IIIL	10,000			Digital Electronic
91-103	12/13/91	Ohaus Corporation	Capacities: 0-400 x 0.01 g, 400-4,000 x 0.1 g	Grain Test Scale	GT 4400-G	II	40,000	see below	6.5 " diameter	Digital Electronic
<b><u>Ohio Valley Scale &amp; Equipment Corp</u></b>										
88-182	08/30/88	Ohio Valley Scale & Equipment Corp		Floor Scales	PLP-3026-1.2	III	2,400	1200 x 0.5lb	30" x 38.6"	Portable Electro-mechanical
<b><u>Omron Systems of America</u></b>										
87-050	09/29/87	Omron Systems of America	RS 8510	Cash Register	RS 8500					Stand Alone Cash Register
88-105	05/24/88	Omron Systems of America		Cash Register	RS 5510					Superseded by 88-105A
88-105A	09/22/88	Omron Systems of America	RS 5515	Cash Register	RS 5510 & RS 5541					Stand Alone
88-250	09/22/88	Omron Systems of America	RS 81-00, RS 81-30	Cash Register	RS 81-31					Stand Alone
88-267	10/28/88	Omron Systems of America	RS 4041	Cash Register	RS 4030					Stand Alone
89-018	04/19/89	Omron Systems of America		Cash Register	RS5510					Stand Alone
89-018A1	08/21/89	Omron Systems of America		Cash Register	RS5510, 5550, 5560F					Superseded by 89-018A1 4/18/90
89-018A1	04/18/90	Omron Systems of America		Cash Register	RS5510, 5550, 5560F					Superseded by 89-018A1 4/18/90
89-152	04/25/90	Omron Systems of America		Cash Register	RS3510					Stand Alone

LISTING BY COMPANY

CC No.      Date      Company Name      Other Models      Device Type      Model      Accuracy Class      Capacity      Platform size      Comments

89-153	04/25/90	Omron Systems of America		Cash Register	RS4043				Stand Alone
89-154	04/25/90	Omron Systems of America		Cash Register	RS5550				Stand Alone
90-044	02/28/90	Omron Systems of America		Cash Register	RS5500 Series				ECR
92-010	04/08/92	Omron Systems of America		Service Station Consoles/ECR	RS4541				Stand Alone
92-011		Omron Systems of America		Service Station Consoles/ECR	RS5000				IN PROCESS

Orion Scale

92-067	05/06/92	Orion Scale		Computing Scale	2830	III	3,000	30 X 0.01 lb	17.25" x 10.75"	Digital Electronic
--------	----------	-------------	--	-----------------	------	-----	-------	--------------	-----------------	--------------------

P.O.M. Incorporated

88-274P	01/26/89	P.O.M. Incorporated		Parking Meter	"E" (ECON-O-METER)			2 hrs x 6 min		Parking Meter
---------	----------	---------------------	--	---------------	--------------------	--	--	---------------	--	---------------

Pacific Scale Co., Inc.

88-103	05/24/88	Pacific Scale Co., Inc.	TNL 3636-2K, Capacity 2,000 x .5 lbs	Floor Scales	TNL 4848-2K	III	4,000	2000 x 0.5 lb	48" x 48"	Full Electronic
91-002	01/24/91	Pacific Scale Co., Inc.		Floor Scales	TNL SERIES		5,000	see below	see below	Load Cell Electronic
91-105A1	04/17/92	Pacific Scale Co., Inc.	2, 5 or 10 capacity in thousands pounds, 36 to 48, platform length in inches for 2,000 lb weighing element, 36 to 84 platform width in inches.	Vehicle Scale	P Series	IIIL	10,000	200,000 x 20 lb	100 x 10	Digital Electronic
91-169	03/25/92	Pacific Scale Co., Inc.		NO DEVICE TYPE	AGX Series	III L	10,000	150K x 20 lb	100 x 10 45,000lb	Electronic, Pitless

AGX3510-40; AGX3512-40; AGX4010-40; AGX4012-40; AGX5010-40; AGX5012-40; AGX6010-50; AGX6012-50; AGX7010-50; AGX7012-50; AGX8010-75; AGX8012-75; AGX9010-75; AGX9012-75; AGX10010-75; AGX10012-75; AGX12510-100; AGX12512-100 & AGX15010-100.

LISTING BY COMPANY

CC No.	Date	Company Name	Other Models	Device Type	Model	Accuracy Class	n	Capacity	Platform size	Comments
<b><u>PAR Microsystems</u></b>										
89-122	11/08/89	PAR Microsystems		Cash Register						Digital Electronic
					NTA & NXA Series					
					NTA 510, NXA 590-XX, NCX 591-XX, NXA XXX					
<b><u>Parcom Technologies</u></b>										
91-122	06/25/91	Parcom Technologies		Data Processing Systems	PAR 3000					Manifest System, PC Computer
<b><u>PAT Equipment Corporation</u></b>										
87-078P	12/18/87	PAT Equipment Corporation		Wheel Load Weigher	SAW 10A	III	400	20k x 50 lb	28.75" x 20"	Digital Wheel-Load Weigher
					Model SAW10A-2, Model SAW10C					
<b><u>PC Synergy</u></b>										
91-136	05/02/91	PC Synergy		Data Processing Systems	PCS 2000					Manifest System, PC Computer
<b><u>Pelouze Scale Company</u></b>										
87-072	03/10/88	Pelouze Scale Company		Bench and Counter Scale	PS75LR	III	750	75 x 0.1 lb	18' x 13"	Superceded by 87-072A2
87-072.A2 Amend	09/11/90	Pelouze Scale Company		Bench and Counter Scale	PS75L	III	1,500	See other models	18" x 13"	Shipping Scale
					PS75LR: 75 x 0.1 lb or 34 x 0.05 kg, PS75LRX: 75 x 0.1 lb or 34 x 0.05 kg, PS75LRI: 75 x 0.05 lb, PS75L: 75 x 0.01 lb, PS75L1: 75 x 0.05 lb.					
87-072A	09/11/90	Pelouze Scale Company		Bench and Counter Scale	PS75L Series	III	1500	75 x 0.1 lb	18' x 13"	Superceded by 87-072A2
					PS75LR, 75 x 0.1 lb: PS75LRX, 75 x 0.1 lb: PS75LRI, 75 x 0.05 lb: PS75L, 75 x 0.1 lb: PS75L1, 75 x 0.05 lb					
87-072A2	04/25/90	Pelouze Scale Company		Bench and Counter Scale	PS75LRX	III	1500	75 x 0.05 lb	18" x 13"	Shipping Scale
89-057	08/17/89	Pelouze Scale Company		Bench and Counter Scale	PS-6LI	III	1200	6 x 0.005 lb	6.75 x 9.5 in	Digital Electronic
89-119	01/08/90	Pelouze Scale Company		Bench and Counter Scale	PS6LR1	III	1200	6 X 0.005 lb	7 7/8 X 5 1/8 "	Digital Electronic



LISTING BY COMPANY

CC No.	Date	Company Name	Other Models	Device Type	Model	Accuracy Class	Capacity	Platform size	Comments	
<b><u>Pennsylvania Scale Company</u></b>										
88-114	06/08/88	Pennsylvania Scale Company		Indicating Elements	5600	III/III L	5,000		Digital Indicating Element	
88-114.A1		Pennsylvania Scale Company		Indicating Elements	5600				IN PROCESS	
88-115	06/17/88	Pennsylvania Scale Company		Printer	PS400				Dot Matrix Ticket Printer	
88-116	06/17/88	Pennsylvania Scale Company		Printer	PS400-T				Dot Matrix Ticket Printer	
88-117	06/17/88	Pennsylvania Scale Company		Printer	P100				Dot Matrix Tape Printer	
90-097	08/21/90	Pennsylvania Scale Company		Floor Scales	6600 Series 24X24-1K, 24X24-2K, 24X24-5K, 30X30-1K, 30X30-2K, 30X30-5K, 36X36-1K, 36X36-2K, 36X36-5K, 36X36-10K, 48X48-1K, 48X48-2K, 48X48-5K, 48X48-10K, 48X60-5K, 48X60-10K, 60X60-5K, 60X60-10K, 60X72-5K, 60X72-10K, 60X84-10K	III	1,000 - 10,000 5,000 12 x 24 - 60 x 84	Load Cell Electronic		
90-161	11/06/90	Pennsylvania Scale Company		Indicating Elements	6400	III	5000	24" x 24"	Load Cell Electronic	
91-149	02/07/92	Pennsylvania Scale Company		Bench and Counter Scale	7X00 Series	III	5,000	12" x 14"	Electronic	
				Capacities: 10 x 0.002 lb; 25 x 0.005 lb; 50 x 0.01 lb; 100 x 0.02 lb. Models : 7000; 7100; 7200; 7300; 7400; 7400M.						
91-149A1		Pennsylvania Scale Company		Indicating Elements	7400M	III	5,000		IN PROCESS	
<b><u>Perkins Scale Corporation</u></b>										
88-090	06/28/88	Perkins Scale Corporation		Vehicle Scale	7060	III L	6,000	120,000 x 20 lb 70" x 10'	Mechanical Lever System	
<b><u>Pertech</u></b>										
89-010A1	01/10/92	Pertech		Computing Scale	Microway II				Digital Electronic	
				Software Model: TK II. See certificate for specific specifications.						

LISTING BY COMPANY

CC No. Date Company Name Other Models Device Type Model Accuracy Class n Capacity Platform size Comments

90-150A1 01/10/92 Pertech Bulkweighing System Bulk II  
See certificate for specific specifications

Pitney Bowes

89-047	10/02/89	Pitney Bowes		Weight Classifier	A238	III		70 lb	12.5" x 14"		Digital Electronic
89-048	10/02/89	Pitney Bowes	A523, capacity 3 lb x 0.05 oz	Weight Classifier	5820	III	1600	5 lb x 0.05 oz	8 7/8" x 8"		
89-049	01/10/90	Pitney Bowes		Bench and Counter Scale	A 510	III	3200	10 lb x 0.1 oz	8 7/8" x 8"		
89-050	08/21/90	Pitney Bowes	A570, A530	Bench and Counter Scale	A610	III	3168	0-2 x 0.1 lb	14 3/8" x 9 1/4"		Postal Weight Classifier
89-050 Amended	10/02/90	Pitney Bowes		Weight Classifier	A 610	III		0-2 lb x 0.1 oz	14 3/8" x 9 1/4"		Digital Electronic Computing
89-120	01/06/90	Pitney Bowes		Weight Classifier	A 605	III	1600	5 lb X 0.1 oz	8 7/8" x 5 5/8"		Digital Electronic Computing
89-121	01/06/90	Pitney Bowes		Bench and Counter Scale	A 603	III	960	3 lb x 0.1 oz	8 7/8" x 5 5/8"		Digital Electronic Computing
90-087	02/12/91	Pitney Bowes		Weight Classifier	A 500	III	160	16 x 0.1 oz	9.25" x 5"		Digital Electronic
90-088	06/14/90	Pitney Bowes		Floor Scales	A219	III	1200	600 x 0.5 lb	30" x 30"		Load Cell Electronic
90-136	09/12/90	Pitney Bowes		Weight Classifier	A120-TA	III	SEE BELOW	SEE BELOW	13" x 14"		Digital Electronic
90-146	10/09/90	Pitney Bowes	A218 0.2 lb x .1 or 0-100 lb x .05 oz	Weight Classifier	A217	III	3200	100 lb	14 1/8" x 12x 1/2		Digital Electronic

N-max: 320 (0-2lb) & 2240 (0-70lb). Capacities: 0-2lb x 0.1oz, 0-70lb x 0.5 oz

LISTING BY COMPANY

CC No.	Date	Company Name	Other Models	Device Type	Model	Accuracy Class	n	Capacity	Platform size	Comments
90-146A1	04/06/92	Pitney Bowes		Weight Classifier	A217	III	3200	99 lb	14 1/8" x 12 1/2"	Digital Electronic
91-144		Pitney Bowes		POS Scale	J070					IN PROCESS
<b><u>POS Data Products, Inc.</u></b>										
91-015	01/18/91	POS Data Products, Inc.		POS Scale	3030	III	3,000	30 x 0.01 lb	14.25" x 10.5"	Digital Electronic
91-094		POS Data Products, Inc.		POS Scale	xxxxx					IN PROCESS
<b><u>Powell All-Steel Scales</u></b>										
88-213PN	11/14/89	Powell All-Steel Scales		Vehicle Scale	P Series	III L				Mechanical Pit Type
See Certificate for models, capacities and platforms										
88-214PN	11/09/89	Powell All-Steel Scales		Vehicle Scale	A and PA Series	III L				Portable & Stationary Mechanic
28PA10, 38PA10, 210PA10, 310PA10, 18PA10, 28PA10, 210PA10, 210PA10, 38PA10, 310PA10, 28A10, 210A10, 38A10, 310A10										
88-215PN	11/21/89	Powell All-Steel Scales		Vehicle Scale	C Series	III L				Mechanical Portable Contractor
See Certificate for models, capacities and platforms										
88-216PN	11/21/89	Powell All-Steel Scales		Vehicle Scale	PV Series	III L				Portable Mechanical
1535C12, 1535C14, 1540C12, 1540C14, 1570C12, 1570C14, 1580C14										
88-217	05/28/91	Powell All-Steel Scales		Floor Scales	IWS Series	III/III L		see below		Mechanical
5651WS, 6751WS, 6851WS, 68101WS, 68201WS, 610201WS, & 610301WS. Capacities: 7,000 lb, 20,000 lb, 27,000 lb & 40,000 lb. Platforms: 6' x 5', 6' x 7', 6' x 8', & 6' x 10'.										
88-217PN	11/21/89	Powell All-Steel Scales		Floor Scales	IWS Series	III				Mech. Industrial Warehouse
5651WS, 6751WS, 6851WS, 68101WS, 68201WS, 610201WS, 610301WS										
88-218PN	11/09/89	Powell All-Steel Scales		Vehicle Scale	RRS Series	III L				Mechanical Lever System
1560RR10, 1570RR10, 2070RR10, 2084RR10, 2090RR10										

LISTING BY COMPANY

CC No.	Date	Company Name	Other Models	Device Type	Model	Accuracy Class	n	Capacity	Platform size	Comments
88-219PN	11/21/89	Powell All-Steel Scales		Vehicle Scale	660EL10-C	III L	6000	120,000 x 20 lb	60' x 10'	Load Cell - Low Profile
89-134P	11/09/89	Powell All-Steel Scales		Vehicle Scale	EP and ET Series	III L	6,000	120,000 lb	60' x 10'	Supersedes 84-85 dated 4/21/86
91-068	11/19/91	Powell All-Steel Scales		Livestock Scale	XXYYECZ	III L	3,000	10K-13.5K x 5 lb		Load Cell, Electronic
				CLC: 9,000 lb. The specific models covered by this certificate are XXYYECZ where XX denotes the scale capacity in thousand pounds, YY denotes scale length in feet, and Z denotes the scale width in feet. Platform: 15" x 8" - 4" x 4" (The maximum platform area shall not exceed 120 sq. ft.)						
92-009		Powell All-Steel Scales		Bench and Counter Scale	XXYYECZ					IN PROCESS
<b><u>PSI/Command Data</u></b>										
91-016	03/07/91	PSI/Command Data		Indicating Elements	Scale Readout	III/III L	1000			Digital Electronic
<b><u>Pulsar Technology Systems, Inc.</u></b>										
90-077	09/11/90	Pulsar Technology Systems, Inc.		Taximeter	100					Mileage Odometer
90-133	08/31/90	Pulsar Technology Systems, Inc.		Taximeter	2010					Digital Electronic Taximeter
				Flag Drop: \$0.01 - \$999.99, Fare Incr.: \$0.01 - \$999.99, Extras : \$0.02 - \$9.99. Earlier version of 2010 is larger—See CC, Shall be installed using Arthur Allen 4 pulse per revolution pulse transducer (NOT 2 pulse per revolution). See CC for important notes on proper sealing.						
91-140	03/16/92	Pulsar Technology Systems, Inc.		Taximeter	2010R					See "Other Model"
<b><u>R&amp;W Specialty Mfg. Corp.</u></b>										
91-101	03/12/92	R&W Specialty Mfg. Corp.		Bench and Counter Scale	SCLFT130	III	520	130 lb x 4 oz	12 x 17"	Mechanical Spring Dial
				SCLFT065; Capacity: 65 lb x 2 oz						
<b><u>Ramsey Technology Inc.</u></b>										
92-032	02/03/92	Ramsey Technology Inc.		Belt Conveyor Scale	10-14A SERIES					Load Cell Electronic
				10-14A-3; 10-14A-4. Scale Capacity: Min-108 tph; Max-10,800 tph.						

LISTING BY COMPANY

CC No.	Date	Company Name	Other Models	Device Type	Model	Accuracy Class	Capacity	Platform size	Comments
<b><u>Retail Automation, Inc.</u></b>									
92-033		Retail Automation, Inc.		Software	Starpoint				IN PROCESS
<b><u>Revere Corp (See Revere Transducers, Inc.)</u></b>									
87-051.A2	03/19/92	Revere Corp (See Revere Transducers, Inc.)	Load Cell	9363-A3 & 9363-B10	III/III L	100 - 10,000 lb	see below		Tension S-Cell, Stinless Steel
				n-max: S/C-Class III: 3000; S/C-Class III L: 10000					
87-063.A2	03/19/92	Revere Corp (See Revere Transducers, Inc.)	Load Cell	363-A3 & 363-B10	III/III L	100 - 10,000 lb	see below		Tension S-Cell
				n-max: S/C-Class III: 3000; S/C-Class III L: 10000					
91-011.A1	03/12/92	Revere Corp (See Revere Transducers, Inc.)	Load Cell	792-B10	III L	50k - 200k lb	MC-10,000		Single col. Comp. Canister
92-047	03/25/92	Revere Corp (See Revere Transducers, Inc.)	Load Cell	933-A5-XXXX-YYYY	III	5000 - 20,000 lb	see below		Shear Beam
				n-max: S/C: 3000; M/C: 5000. 933-A5-5k-YYYY; 933-A5-7.5k-YYYY; 933-A5-10k-YYYY & 933-A5-20k-YYYY					
<b><u>Revere Transducers, Inc.</u></b>									
86-037	12/16/87	Revere Transducers, Inc.	Load Cell	5123	III	1k - 10k lb	3k S, 5k M		Single ended shear beam.
				Other capacities: 1k, 2.5k, 4k, 5k, 10k					
86-037P	01/26/87	Revere Transducers, Inc.	Load Cell	B5123	III	1k - 10k lb	3k S, 5k M		Superseded by 86-037
				Capacities (lb): 1k, 2.5k, 4k, 5k, 10k					
86-038	03/28/91	Revere Transducers, Inc.	Load Cell	5223-B10	III L	50K, 65K, 100K	10,000		Double Ended Shear Beam
				The specific models of load cells covered by this Certificate are 5223-B10-XXK-YYYY where XXX is capacity code in thousands of pounds (e.g., 10K) and YYYY is a designator for the electrical cable length, wiring color code, and private label variations.					
				The number following the "B" may be less than 10 since it corresponds to the maximum number of divisions for individual load cells comply with Handbook 44.					
86-038A1		Revere Transducers, Inc.	Load Cell	5223-B10	III L	50k to 200k lb	10,000 M		IN PROCESS
86-038P	01/26/87	Revere Transducers, Inc.	Load Cell	B5223	III L	50k, 65k, 100k lb	10000 M		Superseded by 86-038PA12/10/87

LISTING BY COMPANY

CC No.	Date	Company Name	Other Models	Device Type	Model	Accuracy Class	n	Capacity	Platform size	Comments
86-038PA	12/10/87	Revere Transducers, Inc.		Load Cell	5223	III L	10000 M	50k, 65k, 100k lb		Double Ended Shear Beam
86-039	03/28/91	Revere Transducers, Inc.		Load Cell	5103-B10	III L	10,000	30K to 250K lb		Double Ended Shear Beam
										The specific models of load cells covered by this Certificate are 5103-B10-XXK-YYYY where XXX is capacity code in thousands of pounds (e.g., 10K) and YYYY is a designator for the electrical cable length, wiring color code, and private label variations. The number following the "B" may be less than 10 since it corresponds to the maximum number of divisions for which individual load cells comply with Handbook 44.
86-039P	01/26/87	Revere Transducers, Inc.		Load Cell	5103	III L	10,000 M	50k-150k lb		Superseded by 86-039PA 7/25/88
86-039P	07/25/88	Revere Transducers, Inc.		Load Cell	5103	III L	10000 M	10k to 100k lb		Double Ended Shear Beam
										The specific models of load cells covered by this Certificate are 5103-B10-XXX-YYYY where XXX is the capacity code, and YYYY is a designator for the electrical cable length, wiring color code, and private label variations. Range of capacities (lb) from to 100 K.
86-040P	01/26/87	Revere Transducers, Inc.		Load Cell	C692B	III L	10000 M	25k, 50k, 100k lb		Superseded by 86-040P 12/10/87
86-040P Amended	12/10/87	Revere Transducers, Inc.		Load Cell	692B	III L	10000 M	25k, 50, 100k lb		Multi-Column Compression
86-041	03/01/89	Revere Transducers, Inc.		Load Cell	SSB	III	3,000 S	500 to 5,000 kg	1k to 10k lb	Single Ended Shear Beam
										SSB-5t-C3, -1t-C3, -2t-C3, -2.5t-C3, -5t-C3: SSB-1-III/3, -2-III/3, -5-III/3, -10-III/3
86-041.A1	03/28/91	Revere Transducers, Inc.		Load Cell	SSB	III & III L	3,000	500k - 5000 kg		Single Ended Shear Beam
										Capacity- 1,000 to 10,000 lb. The specific models of load cells covered by this certificate are SSB-X-Y-Z where X, Y, & Z, as applicable are model numbering codes denoting capacity, classification, electrical connection. Other Models: SSB-5t-C3, SSB-1t-C3, SSB-1t-C3, SSB-2t-C3, SSB-2.5t-C3, SSB-5t-C3, SSB-1-III/3, SSB-2-III/3, kSSB-5-III/3 and SSB-10-III/3.
86-041P	01/02/86	Revere Transducers, Inc.		Load Cell	SSB	III	3000 S	500 - 5,000 kg	1k to 10k lb	Superseded by 86-041
										SSB-5t-C3, SSB-1t-C3, SSB-2t-C3, SSB-2.5t-C3, SSB-5t-C3, SSB-1-III/3, SSB-2-III/3, SSB-5-III/3, SSB-10-III/3
87-051	04/05/89	Revere Transducers, Inc.		Load Cell	9363	III/III L	3k/10k S	100-10,000 lb		Superseded by 87-051 12/20/89
										Class III, Model code 9363-A3-YYYY: Class III L, Model code 9363-B10-XXX-YYYY.
87-051	12/20/89	Revere Transducers, Inc.		Load Cell	9363	III/III L	3k/10k S	100 - 10,000 lb		Tension S-Cell, Stainless Steel

LISTING BY COMPANY

CC No.	Date	Company Name	Other Models	Device Type	Model	Accuracy Class	n	Capacity	Platform size	Comments
87-051.A1	03/28/91	Revere Transducers, Inc.		Load Cell	9363-A3 & 9363-B10	III & IIIL	see below	100 - 10,000 lb		Tension S-Cell
					Capacity: Single Cell, Class III: 3,000 & Single Cell, Class III L: 10,000. The specific models of load cells covered by this Certificate for Class III, Models 9363-A3-XXX-YYYY; for Class III L, models 9363-B10-XXX-YYYY where XXX is the capacity code and YYYY is a designator for the electrical cable length, wiring color code, and private label variations.					
87-051PA	07/25/88	Revere Transducers, Inc.		Load Cell	9363	III/III L	3k/10k S	3000 - 10000 lb		Superseded by 87-051
					Class III, Models 9363-A3-XXX-YYYY; Class III L, Models 9363-B10-XXX-YYYY. Capacities (lb): 3,000; 5,000; 10,000					
87-063	04/05/89	Revere Transducers, Inc.		Load Cell	363	III/III L	3k, 10k S	100-10,000 lb		Superseded by 87-063 12/20/89
					For Class III, Models 363-A3-XXX-YYYY; For Class III L, Models 363-B10-XXX-YYYY, where XXX is the capacity code, and YYYY is a designator for electrical cable length, wiring color code, and private label variations. Capacities: 100, 200, 300, 500, 750, 1.5k, 2k, 3k, 5k, 10k					
87-063 Amended	12/20/89	Revere Transducers, Inc.		Load Cell	363	III/III L	3K, 10K S	100 - 10,000 lb		Tension S-Cell
87-063.A1	03/28/91	Revere Transducers, Inc.		Load Cell	363-A3 & 363-B10	III & IIIL	see below	100 - 10,000 lb		Tension S-Cell
					Capacity: S-Cell, Class III: 3,000 & S-Cell, Class III L: 10,000. The specific models of load cells covered by this Certificate for Class III, Models 363-A3-XXX-YYYY; for Class III L, models 363-B10-XXX-YYYY where XXX is the capacity code and YYYY is a designator for the electrical cable length, wiring color code, and private label variations.					
87-063PA	07/25/88	Revere Transducers, Inc.		Load Cell	363	III/III L	3k, 10k S	3000 - 10000 lb		Superseded by 87-063
					For Class III, Models 363-A3-XXX-YYYY; for Class III L, Models 363-B10-XXX-YYYY where XXX is the capacity code, and YYYY is a designator for electrical cable length, wiring color code, and private label variations. Capacities (lb): 3 k, 5 k, 10 k					
87-085	03/10/88	Revere Transducers, Inc.		Load Cell	SHB	III	3,000 S	20 - 1000 kg		Bending Beam and Shear Beam
					Capacities (kg): 20, 50, 100, 200, 500, 1000					
87-085.A1	03/28/91	Revere Transducers, Inc.		Load Cell	SHB	III & IIIL	S-Cell: 3000	20 - 1,000 kg		Bending Beam & Shear Beam
					The specific models of load cells covered by this certificate are SHB-X-Y-Z where X, Y, & Z, as applicable, are model numbering codes denoting capacity, classification, and electrical connection.					
87-086	03/10/88	Revere Transducers, Inc.		Load Cell	LCU	III	3,000 S	10 - 100 kg	30 - 250 lb	Bending Beam Load Cell
					Capacities: (kg) 10, 20, 30, 50, 100; (lb) 30, 50, 75, 125, 250					
87-086.A1	03/28/91	Revere Transducers, Inc.		Load Cell	LCU	III & IIIL	S-Cell: 3000	10-100kg/10-250lb		Bending KBearm
					The specific models of load cells covered by this certificate are LCU-X-Y-Z where X, Y, & Z, as applicable, are model numbering codes denoting capacity, classification, and electrical connection.					

LISTING BY COMPANY

CC No.	Date	Company Name	Other Models	Device Type	Model	Accuracy Class	n	Capacity	Platform size	Comments
88-041	04/29/88	Revere Transducers, Inc.		Load Cell	STS	III	3000 S	50 to 2500 lb		Superseded by 88-041 3/29/89
88-041 Amended	03/29/89	Revere Transducers, Inc.	Capacities (lb): 50, 100, 250, 500, 750, 1000, 2500	Load Cell	STS	III	3,000 S	50 to 2,500 lb		S-Type, Tension
88-041.A1	03/28/91	Revere Transducers, Inc.		Load Cell	STS	III & IIIL	III3kIIIL,10K	50 - 2500 lb		S-Type Tension
			The specific models of load cells covered by this certificate are STS-X-Y-Z where X, Y & Z, as applicable are model numbering codes denoting capacity, classification, and electrical connection.							
88-042	03/01/89	Revere Transducers, Inc.		Load Cell	STS	III L	10,000 S	50 to 2,500 lb		S-Type, Tension
			STS-XX-A-IIIL-10S where the XX is the capacity of the load cell in thousands of pounds. Capacities (lb): 50, 100, 250, 500, 750, 1000, 2500							
88-042.A1	03/28/91	Revere Transducers, Inc.		Load Cell	STS	III L	S-Cell 10000	50 to 2500 pds		S-Type, Tension
			The specific models of load cells covered by this certificate are STS-X-Y-Z where S, Y and Z, as applicable, are model numbering codes denoting capacity, classification, and electrical connection.							
88-082	05/25/89	Revere Transducers, Inc.	Capacities (kg): 10,000, 25,000, 40,000, 60,000, 100,000	Load Cell	CSP	III/III L	3k,10k S	25k to 200k lb	10k to 100k kg	Multi-Column Compression
88-082.A1	03/28/91	Revere Transducers, Inc.		Load Cell	CSP	III & IIIL	see below	see below		Multi-Column Compression
			Max: S-Cell, Class III: 3,000 & S-Cell, Class III L: 10,000. Capacity: 10k - 100k kg & 25k - 200 k kg. The specific models of load cells covered by this certificate are CSP-X-Y-Z where X, Y & Z, as applicable, are model numbering codes denoting capacity, classification, and electrical connection.							
88-082P	09/09/88	Revere Transducers, Inc.		Load Cell	CSP	III/III L	3k,10k S	25K to 200K lb		superseded by 88-082
88-089	05/25/89	Revere Transducers, Inc.	Capacities (lb): 100, 250, 500, 1000, 2500, 5000	Load Cell	BSP	III/III L	3k,10k S	100 to 5,000 lb		S-Type, Tension/Compression
88-089.A1	03/28/91	Revere Transducers, Inc.		Load Cell	BSP	III & IIIL	see below	100 - 5,000 lb		Universal, Bending & Shear
			Max: S-Cell, Class III: 3,000 & S-Cell, Class III L: 10,000. The specific models of load cells covered by this certificate are BSP-X-Y-Z where X, Y, & Z, as applicable, are model numbering codes denoting capacity, classification, and electrical connect on.							
88-089P	09/29/88	Revere Transducers, Inc.		Load Cell	BSP	III/III L	3k,10k S	100 to 5,000 lb		Superseded by 88-089



LISTING BY COMPANY

CC No.	Date	Company Name	Other Models	Device Type	Model	Accuracy Class	Capacity	Platform size	Comments
88-126	05/25/89	Revere Transducers, Inc.		Load Cell	LCT-50	III/III L	50,000 lb 3k, 10k S		Single Column Tension
88-126.A1	03/28/91	Revere Transducers, Inc.		Load Cell	LCT-50	III & III L	50,000 lb see below		Single Column Tension
									Max: S-Cell, Class III: 3,000 & S-Cell, Class III L: 10,000. The specific models of load cells covered by this certificate are LCT-50-X-Y-Z where X, Y, & Z as applicable, are model numbering codes denoting capacity, classification, and electrical connection.
88-126P	07/25/88	Revere Transducers, Inc.		Load Cell	LCT-50	III/III L	50,000 lb 3k, 10k S		Superseded by 88-126
89-024	01/06/90	Revere Transducers, Inc.		Load Cell	5723	III/III L	3kS, 5kM, 10kM		
									Class III: 5723-A5-1K-, 5723-A5-2.5K-, 5723-A5-5K-, 5723-A5-10K-, 5723-B10-1K-, 5723-B10-2.5K-, 5723-B10-4K-, 5723-B10-5K-, 5723-B10-10K-
89-024.A1	03/28/91	Revere Transducers, Inc.		Load Cell	5723-A5 & 5723-B10	III & III L	1,000 - 10,000 lb see below		Single-ended Shear Beam
									Capacity: S-Cell, Class III: 3,000, M-Cells, Class III L: 10,000. The specific models of load cells covered by this certificate for Class III, Models 5723-A5-XXK-YYYY; for Class III L, models 5723-B10-XXK-YYYY where XXX is the capacity code and YYYY is a designator for the electrical cable length, wiring color code, and private label variations.
89-024P	04/04/89	Revere Transducers, Inc.		Load Cell	5723	III/III L	3kS, 5kM, 10kM		Superseded by 89-024
89-039P.A1	03/28/91	Revere Transducers, Inc.		Load Cell	5103-B10	III L	5K to 20K 10,000		Double Ended Shear Beam
									The specific models of load cells covered by this Certificate are 5103-B10-XXK-YYYY where XXK is the capacity code in thousands of pounds (e.g., 10K) and YYYY is a designator for the electrical cable length, wiring color code, and private label variations. The number following the "B" may be less than 10 since it corresponds to the maximum number of divisions for which individual load cells comply with Handbook 44.
90-152P	11/02/90	Revere Transducers, Inc.		Load Cell	5423 B	III L	10,000-65,000 lb		Double-Ended Shear Beam
									The Model designation for th load cells is 5423-B10-XXK-YYYY where XXK represents the celol capacity in thousands of pounds (e.g., 10K) & YYYY represents variations that are not metrologically significant.
90-152P.A1	03/28/91	Revere Transducers, Inc.		Load Cell	5423-B10	III L	10,000 - 65,000lb		Double-Ended Shear Beam
									5423-B10-10K-YYYY, 5423-B10-20K-YYYY, 5423-B10-30K-YYYY, 5423-B10-50K-YYYY & 5423-B10-65K-YYYY. The model designation for the load cells is 5423-B10-XXK-YYYY where XXX represents the cell capacity in thousands of pounds (e.g, 10K) and YYYY represents va riations that are not metrologically significant.
91-001	01 24 91	Revere Transducers, Inc		Load Cell	792-B5	III L	50k to 200k lb 4500		Single Column compression can.

LISTING BY COMPANY

CC No. Date Company Name Other Models Device Type Model Accuracy Class Capacity Platform size Comments

Rice Lake Weighing Systems

88-292	01/25/89	Rice Lake Weighing Systems	Bench and Counter Scale	4400 Series	III	2,500		Digital Electronic
				4430, 4432, 4442, 4446, 4452, 4454				
88-304	05/25/89	Rice Lake Weighing Systems	Load Cell	RL20000	III	4500 S	50 to 10000 lb	Superseded by 88-304A1
				Capacities (lb): 25, 50, 75, 100, 150, 200, 250, 300, 500, 600, 750, 1,000, 1,250, 1,500, 2,000, 2,500, 3,000, 4,000, 5,000, 7,500, 10,000				
88-304A1	04/26/90	Rice Lake Weighing Systems	Load Cell	RL20000	III/III L	5k, 10k S	25 to 20,000 lb	Type "S"
				Capacities (lb): 25, 50, 75, 100, 150, 200, 250, 300, 500, 600, 750, 1,000, 1,250, 1,500, 2,000, 2,500, 3,000, 4,000, 5,000, 7,500, 10,000, 15,000, 20,000				
88-304PA1	02/12/90	Rice Lake Weighing Systems	Load Cell	RL20000	III/III L	5K, 10K S	25 to 20,000 lb	Type "S" load cell
				Capacities (lb): 25, 50, 75, 100, 150, 200, 250, 300, 500, 600, 750, 1,000, 1,250, 1,500, 2,000, 2,500, 3,000, 4,000, 5,000, 7,500, 10,000, 15,000, 20,000				
88-305	05/25/89	Rice Lake Weighing Systems	Load Cell	RL30002, 30000, 30001	III/III L	5000 M	1000 to 10000 lb	Shear Beam
				Capacities (lb): 1,000, 2,000, 2,500, 4,000, 5,000, 10,000				
88-306	05/25/89	Rice Lake Weighing Systems	Load Cell	RL70000*-XX	III/III L	5000 M	5000 - 50000 lb	Double Ended Shear Beam
				Capacities (lb): 5,000, 10,000, 20,000, 50,000				
88-306.A1	04/18/91	Rice Lake Weighing Systems	Load Cell	RL70000-XX	III & III L	M-Cell 5000	5,000 - 50,000 lb	Double Ended Shear Beam
89-020	07/05/89	Rice Lake Weighing Systems	Indicating Elements	UMC 2000 XX-XX	III/III L	10,000		Digital Electronic
				UMC 2000, -2002, -2004, -2006, -2008, -2010, -2012				
89-023	05/02/89	Rice Lake Weighing Systems	Indicating Elements	IQ 600 HB	III/III L	10,000		Supersedes previous issues
				IQ 700 HB				
89-117	10/24/89	Rice Lake Weighing Systems	Indicating Elements	UMC 555XXXX	III/III L	10,000		Digital Electronic
89-118	01/10/90	Rice Lake Weighing Systems	Indicating Elements	EL 1233HE	III/III L	10,000		Digital Electronic
89-118 Ammended	03-13-90	Rice Lake Weighing Systems	Indicating Elements	EL 1233HE	III/III L	10,000		Digital Electronic

LISTING BY COMPANY

CC No.	Date	Company Name	Other Models	Device Type	Model	Accuracy Class	n	Capacity	Platform size	Comments
89-156	01/14/90	Rice Lake Weighing Systems	KB-102, ACS-105	Printer	KB-105					Printing Element
90-003	06/14/90	Rice Lake Weighing Systems	Optional Models: MS202HB-3/8 (for 3/8" rail), MS202HB-1/2 (for 1/2" rail).	Monorail Scale	MS200	III	1500	750 x 0.5 lb		Load Cell Electronic
90-022	02/06/90	Rice Lake Weighing Systems		Indicating Elements	WS 900					
90-158	04/18/91	Rice Lake Weighing Systems	Capacity: S-Cell, Class III: 5000 - S-Cells, Class III L: 10,000. The specific load cells covered by this certificate are identified by the cell capacities. The XXX of the model designation represents the load cell capacity.	Load Cell	RL20000A-XXX	III & III L	see below	25 - 50,000 lb		S-Beam Tension
90-158P	11/05/90	Rice Lake Weighing Systems		Load Cell	RL20000A-XXX	III		1,000 - 10,000		Shear Beam, Compression
90-159	01/03/91	Rice Lake Weighing Systems	RL30000A-XXX (Thread load hole), RL30001A-XXX (Counterr bored load hole), RL30002A-XXX (Through load hole).	Load Cell	RL30000A-XXX	III	3k S - 5k M	1,000 to 10,000		Shear Beam, Compression
90-159.A1	08/01/91	Rice Lake Weighing Systems	RL30000B-XXX	Load Cell	RL30000A-XXX	III	see below	1000 - 10,000		Shear Beam, Compression
91-038	03/06/91	Rice Lake Weighing Systems		Indicating Elements	IQ700HE	III/III L	10,000			Digital Electronic
91-039	03/06/91	Rice Lake Weighing Systems		Indicating Elements	IQ700SS	III/III L	10,000			Digital Electronic
91-040	03/06/91	Rice Lake Weighing Systems		Indicating Elements	555HE	III/III L	10,000			Digital Electronic
91-045P	06/11/91	Rice Lake Weighing Systems	Capacity: SC-3000/MC-5000	Load Cell	RL35023-XX-YY	III	see below	1000 - 10,000 lb		Single-Ended Shear Beam
91-045PA1	03/01/92	Rice Lake Weighing Systems	RL35023-XX-YY	Load Cell	RL35023A-XX-YY	III		1,000 - 10,000 lb		Single-Ended Shear Beam

LISTING BY COMPANY

CC No.	Date	Company Name	Other Models	Device Type	Model	Accuracy Class	Capacity	Platform size	Comments
91-046P	03/11/91	Rice Lake Weighing Systems	Load Cell	Load Cell	RL20001XX-YY RL20001-XX-250, RL20001-XX-300, RL20001-XX-500, RL20001-XX-750, RL20001-XX-1k, RL20001-XX-1.5k, RL20001-XX-2k, RL2000-XX-2.5k, RL20001-XX-3k, RL20001-XX-5k, RL20001-XX-7.5k, RL20001-XX-10k, RL2001-XX-15k & RL20001-XX-20k.	III/III L see below	250 - 20,000 lb	Type "S" Tension	
91-046PA1	03/25/92	Rice Lake Weighing Systems	Load Cell	Load Cell	RL210001 & RL20001A RL20001A-XX-25; RL20001A-XX-75; RL20001A-XX-100; RL20001A-XX-150; RL20001-XX-250; RL20001A-250; RL20001-XX-300; RL20001A-XX-500; RL20001-XX-750; RL-20001A-XX-750; RL20001A-XX-1k; RL20001A-XX-2k; RL20001A-XX-2.5k; RL20001-XX-3k; RL20001A-XX-3k; RL20001-XX-5k; RL20001A-XX-5k; RL20001-XX-7.5k; RL20001A-XX-10k; RL20001-XX-15k; RL20001A-XX-20k; RL20001A-XX-25k & RL20001A-XX-30k	III/III L see below	25 - 30,000 lb	Type "S" Tension	
91-064	04/24/91	Rice Lake Weighing Systems	Indicating Elements	Indicating Elements	UniWeigh				Personal Computer
91-132	08/22/91	Rice Lake Weighing Systems	Indicating Elements	Indicating Elements	IQ + 310 - YY	III/III L	10,000		Electronic
91-138	05/05/92	Rice Lake Weighing Systems	Indicating Elements	Indicating Elements	FB-XXX FB2430-2K, FB3030-2K, FB3636-3K, FB4848-2K, FB3846-3K, FB3846-10K, FB4848-5K, FB4848-10K, FB4848-20K, FB4860-5K, FB4860-10K, FB4860-20K, FB4872-5K, FB4872-10K, FB4872-20K, FB6060-5K, FB6060-10K, FB6060-20K, FB6072-10K, FB6072-20K, FB6084-10K & FB6084-20K. Capacities: 2,000 lb, 3,000 lb, 5,000 lb, 10,000 lb & 20,000 lb. Platform sizes: 24" x 24", 30" x 30", 36" x 36", 48" x 48", 48" x 48", 48" x 60", 48" x 72", 60" x 60", 60" x 72", 60" x 84".	III see below	5,000	Flexure Lever, Load Cell	
91-146	03/26/92	Rice Lake Weighing Systems	Bench and Counter Scale	Bench and Counter Scale	CW40 Series CW40-5; CW40-10; CW40-30; CW40-60; CW40-100; CW40-150; CW40-200; CW40-300; CW40-60B; CW40-100B; CW40-200A; CW40-300A; CW40-500; CW40-1000; CW40-1000; CW40-60C; CW40-100C; CW40-150B; CW40-200B; CW40-300B; CW40-500A & CW40-1000A.	III	5lb - 1000 lb	Digital Electronic	
91-166		Rice Lake Weighing Systems	Load Cell	Load Cell	RL8C2P1	III L	50K - 200K lb	IN PROCESS	
91-167	12/12/91	Rice Lake Weighing Systems	Load Cell	Load Cell	RL75223	III L	50K, 65K, 100K	Double Ended Shear Beam	
92-001	03/16/92	Rice Lake Weighing Systems	Bench and Counter Scale	Bench and Counter Scale	XxXHP-YYK 2x2HP-2K; 2.5x2.5HP-2K; 3x3HP-2K; 4x4HP-5K; 4x4HP-10K; 4x5HP-5K; 4x5HP-10K; 4x6HP-5K; 4x6HP-10K; 5x5HP-5K; 5x7HP-5K & 5x7HP-10K. Capacity - 2000; 5000; 10000. Platform - 2x2'; 2.5x2.5'; 3x3'; 4x4'; 4x5'; 4x6'; 5x5'; 5x6'; 5x7'	III see below	5000	Low Profile-Load Cell Elect.	
92-013	03/26/92	Rice Lake Weighing Systems	Indicating Elements	Indicating Elements	IQ+810-XY	III/III L	10,000		Digital Electronic

LISTING BY COMPANY

CC No.	Date	Company Name	Other Models	Device Type	Model	Accuracy Class	n	Capacity	Platform size	Comments
92-018	02/04/92	Rice Lake Weighing Systems		Load Cell	RL75040A-XXK	III L	10,000 MC	25K - 125K lb		Double Ended Shear Beam
92-097		Rice Lake Weighing Systems		Load Cell	RL70000B					IN PROCESS
<b><u>RSB Engineers/Planners, Inc.</u></b>										
88-290A1	11/02/90	RSB Engineers/Planners, Inc.		Vehicle Scale	SP 1000 Series	III L	10,000	200,000 lb		Load Cell Electronic
					SP 1011, SP 1012, SP 1013, SP 1014, SP 1015, SP 1016, SP 1017, SP 1003, SP 1004, SP 1005, SP 1006, SP 1007 & SP 1008.					
88-290A1	08/21/90	RSB Engineers/Planners, Inc.		Indicating Elements	SP 1000 Series	III L	10,000	see below	see below	Load Cell Electronic
					see certificate for specific models, capacities and platform sizes.					
<b><u>Rudda Meter Inc.</u></b>										
88-177	02/15/89	Rudda Meter Inc		Taximeter	RM 1500			\$999.99		Digital Electronic
<b><u>Samson Scale Co. Inc.</u></b>										
91-115	05/05/92	Samson Scale Co. Inc.		Crane Scale	SM 10000	IIIL	2,000	10,000 x 5 lb		Digital Electronic
<b><u>Santa Rosa Scale Company</u></b>										
90-063	04/18/90	Santa Rosa Scale Company		Floor Scales	SR-XXX	III	4,000	2,000 - 20,000 lb	24"x30" - 60"x84"	Flexure Lever, Load Cell
					SR3, -4A, -5, -50, -6, -6A, -7, -7A, -7B, -8, -8A, -8B, -9, -9A, -9B, -10, -10A, -10B, -11, -11A, -12, -12A					
<b><u>Sanyo Business Systems Corp.</u></b>										
86-020	11/04/86	Sanyo Business Systems Corp.		Cash Register	580					Digital Electronic
					580-6B, 580-12B, 580-14B					
90-102	11/02/90	Sanyo Business Systems Corp.		Cash Register	ECR-635					Stand Alone
90-102.A1	01/03/91	Sanyo Business Systems Corp.		Cash Register	ECR-635 & ECR-645					Stand Alone

LISTING BY COMPANY

CC No. Date Company Name Other Models Device Type Model Accuracy Class Capacity Platform size Comments

90-120 09/17/90 Sanyo Business Systems Corp. Cash Register ECR 690 Digital Electronic

Sartorius Corporation

88-119 09/09/88 Sartorius Corporation Jewelers' Balance L Series L 420S-\*U2, L220S-\*U2, L2200S-XU2, L310-\*U2, L310-XU2, L610-\*U2, L610-XU2 424 g 5" dia. Grain Test Scale

88-120 09/09/88 Sartorius Corporation Jewelers' Balance U and X Series U6100-\*U2, U6100-XU2, U6-\*U2, U6-XU2, X1493-XU2, X1493-\*U2.1, X1493-XU2.1 6,100 g 5" dia. Digital Electronic

88-121 09/09/88 Sartorius Corporation Jewelers' Balance E and I Series E4800S-\*U2, I4800S-\*U2, I1000S-\*U2, E12000S-\*U2, E12S-\*U2, I12000-\*U2, I12S-\*U2, I6800-\*U2, I6-\*U2 4840 g 235 mm x 190 mm Grain Test Scale

88-122 09/09/88 Sartorius Corporation Jewelers' Balance P Series P500-\*U2, P5-\*U2 505 g 110 mm Diameter Grain Test Scale

88-123 09/09/88 Sartorius Corporation Jewelers' Balance H and G Series H51-\*U2, H120-\*U2, H310-\*U2, G150D-\*U2 31 g 63 mm Diameter Grain Test Scale

88-124 09/09/88 Sartorius Corporation Bench and Counter Scale I Series I24-\*U2, I16000-\*U2 24.2 kg 11.75" x 9.25" Digital Electronic

88-125 09/09/88 Sartorius Corporation Bench and Counter Scale F Series F61S-\*U2\*\*B, F61S-XU2\*\*B, F150S-\*U2, F150S-XU2, F300S-\*U2, F300S-XU2, Class III scales: F61S-\*U3\*\*B, F61S-XU3\*\*B 61 kg 23.5" x 31.5" Digital Electronic

88-187 11/01/88 Sartorius Corporation Jewelers' Balance X1493-X 6,100 5.9" x 4.6" Explosion Proof Electronic

Scalme S.A.

90-023P 03/14/90 Scalme S.A. Load Cell AE Series 10 to 100 kg 3,000 S Single-point beam load cell

91-051P 04/18/91 Scalme S.A. Load Cell AG Series AG 5, AG 10, AG 15, AG 20, AG 30, AG 50, AG 75 & AG 100. 5 kg - 100 kg S-Cell: 5000 Single Point Flexlon Beam

LISTING BY COMPANY

CC No.	Date	Company Name	Other Models	Device Type	Model	Accuracy Class	Capacity	Platform size	Comments
<b>Scale Data Systems</b>									
87-015	06/16/87	Scale Data Systems		Printer	4000				Inbound/outbound vehicle scale
<b>Scales Unlimited Inc.</b>									
91-013	03/12/92	Scales Unlimited Inc.	CLC: 48,000 lb, 2 sections	Vehicle Scale	AGES Series	III L	72,000 lb	12.5"-40 x 10"	Load Cell Electronic
91-014	03/12/92	Scales Unlimited Inc.		Indicating Elements	AGES 3PL				Scale System Controller
92-017		Scales Unlimited Inc.		Vehicle Scale	AGES 10010				IN PROCESS
<b>Schlumberger Technologies, Inc.</b>									
89-140	08/21/90	Schlumberger Technologies, Inc.		LPG Liquid Meter					Mechanical
<p>Red Seal Type 4D Com                      Meter Size: 3/4 inch, 1 inch, 1-1/4 inch, 1 1/2 inch, 2 inch. Capacity: 2-1/2 to 14 gpm, 3-1/2 to 18, 5 to 30, 12 to 60, 20 to 100. Application: For use in measurement of LPG. For use with compatible indicator with NTEP CC. NOTE: Upgrade to full CC based on CA test on 1" and no comments on pre-NTEP CC.</p>									
89-140PN	11/03/89	Schlumberger Technologies, Inc.		LPG Liquid Meter	4D				Mechanical
90-017	10/09/90	Schlumberger Technologies, Inc.		LPG Liquid Meter	831 & 833				Analog Indicating
90-017PN	01/30/90	Schlumberger Technologies, Inc.		LPG Liquid Meter	831 & 833				Analog Indicating
90-041	04/25/90	Schlumberger Technologies, Inc.		Vehicle Tank & LPG Meter	Type 4				Analog Indicating
90-067	04/18/90	Schlumberger Technologies, Inc.		Service Station Consoles/ECR	MMX 3000				Point-of-Sale Terminal
90-067A1	03/31/92	Schlumberger Technologies, Inc.		Service Station Consoles/ECR	MMX 3000				Digital Electronic
Generic Name: Micro-Max 3000									

LISTING BY COMPANY

CC No.	Date	Company Name	Other Models	Device Type	Model	Accuracy Class	n	Capacity	Platform size	Comments
90-148	10/18/90	Schlumberger Technologies, Inc.		Retail Motor Fuel Dispenser	EPS R CT X X X XX			\$999.99 Total \$ \$9,999 U.P.	999.99 Vol Units	Dig. Comp. RMFD
		EPS = Basic Model Number, R = Remote submersible pump, CT = Calcutrim, Blank = Standard Construction or V = Vapor Recovery, DS = Hoses on both sides or SS = Hoses on one side, 1 - 4 = Number of Products; 2,3,4 or 6 = Number of Hoses.								
90-148	11/02/90	Schlumberger Technologies, Inc.		Retail Motor Fuel Dispenser	EPS R CT X X X XX			SEE BELOW		Digital Computing
		Generic Name: Calcutrim, Capacities: \$999.99 total money, 999.99 volume units, \$9,999 unit price								
90-149	10/18/90	Schlumberger Technologies, Inc.		Retail Motor Fuel Dispenser	EPS RC I X X X XX	\$9,999 UP		\$999.99 Total \$	999.99 Vol Units	Elec. Comp. RMFD
		Model designations and suffixes: EPS = Basic Model Number, RC = Remote Calcutron (submersible), I = Intermediate size, Blank = Standard Construction OR L = dispenser longer than 7 feet, 1, 2, or 8 = # hoses - 1 or 4 = # Products DS = Hoses on both side s or SS = Hoses on one side.								
90-149	11/02/90	Schlumberger Technologies, Inc.		Retail Motor Fuel Dispenser	EPS RC I X X X XX			SEE BELOW		Electronic Computing
		Generic Name: Calcutron, Capacities: \$999.99 total money, 999.99 volume units, \$9,999 unit price.								
92-052		Schlumberger Technologies, Inc.		POS Scale						IN PROCESS
		Chevron US06-17-1, Chevron CA-3000, Amoco 1.XX, Texaco 5.XX.								
<b><u>Schmidt Electronic Laboratories</u></b>										
86-003	06/13/86	Schmidt Electronic Laboratories		Taximeter	G2S			\$999.99		Digital Electronic
<b><u>Scientech, Inc.</u></b>										
88-027	03/24/88	Scientech, Inc.		Jewelers' Balance	5550	II	50,000	50 x 0.01 g	4.5" Diameter	Digital Electronic
<b><u>SCOOP Logic Group</u></b>										
92-057	04/08/92	SCOOP Logic Group		NO DEVICE TYPE	A-21 S					Personal Computer
<b><u>Seca Corporation</u></b>										
91-022	03/07/91	Seca Corporation		Bench and Counter Scale	920C	III	880	440 x .5 lbs	12" x 12"	Digital Electronic



LISTING BY COMPANY

CC No.	Date	Company Name	Other Models	Device Type	Model	Accuracy Class	n	Capacity	Platform size	Comments
<b><u>Seedburo Equipment Company</u></b>										
91-153	03/16/92	Seedburo Equipment Company	2500 (0-500g); 4000(0-2000g)	Grain Test Scale	8800A	III	see below	500x0.2/2000x0.5g	15cm x 12.5 cm	Digital Electronic
91-153A1	04/09/92	Seedburo Equipment Company	N-max: 2500(0-500g); 4000(0-2000g). Capacities: 500 x 0.2g/2000 x 0.5g	Grain Test Scale	8800A	III	see below	see below	15cm x 12.5cm	Digital Electronic
<b><u>Seltec Corporation</u></b>										
87-039	09/25/87	Seltec Corporation		Indicating Elements	AD500	III L	10,000			Superseded by 87-039A
87-039A	10/28/88	Seltec Corporation	BL 500, AB 500, CB 500	Indicating Elements	AD 500	III L	10,000			Digital Electronic
<b><u>Sensortronics</u></b>										
86-043	09/30/88	Sensortronics		Load Cell	60001A	III/III L	5K, 10K S	750-7500 lb		Type S Load Cell
86-043 Amended	03/27/91	Sensortronics		Load Cell	60001A-XX	III/III L	see below	25 - 20,000 lb		S-Beam Tension
										Capacity: SC-Class III, 5000/SCells, Class III L, 10,000, 60001A25, 60001A50, 60001A75, 60001A100, 60001A150, 60001A200, 60001A300, 60001A500, 60001A750, 60001A1K, 60001A1.5K, 60001A2K, 60001A2.5K, 60001A3K, 60001A4K, 60001A5K, 60001A7.5K, 60001A10K, 60001A15K, 60001A20K, 60001A25K & 60001A30K.
86-043P	12/10/87	Sensortronics		Load Cell	60001A	III/III L	5K/10K S	250 -2500 lb		Superseded by 86-043
86-043PA1	05/25/89	Sensortronics		Load Cell	60001A	III/III L	5000 S	250 to 20,000 lb		Superseded by 86-043
86-044	05/24/88	Sensortronics		Load Cell	65023A	III	5000 M	1000 to 10000 lb		Shear Beam Compression
86-044.A2		Sensortronics		Load Cell	65023A	III	3kS/5kM	1000 to 10000 lb		IN PROCESS
86-044A1	05/25/89	Sensortronics		Load Cell	65023A	III	3000 S	1000 - 10000 lb		Shear Beam, Compression

LISTING BY COMPANY

CC No.	Date	Company Name	Other Models	Device Type	Model	Accuracy Class	n	Capacity	Platform size	Comments
86-044P	12/10/87	Sensortronics		Load Cell	65023A	III	5,000	1k - 10k lb		Superseded by 88-044
86-045	05/24/88	Sensortronics		Load Cell	65040A	III L	10,000	25k-125k lb		Double Ended Shear Beam
86-045P	12/10/87	Sensortronics		Load Cell	65040A	III L	10,000	25k - 125k		Superseded by 86-045
86-046	02/10/89	Sensortronics		Load Cell	65058A	III L	10,000	20,000-125,000 lb		Superseded by 86-046.A1
86-046.A1	07/01/91	Sensortronics		Load Cell	65058	III L	10,000	20k - 200k lb		Double Ended Shear Beam
86-046P	12/10/87	Sensortronics		Load Cell	65058A	III	10,000	20k - 125k		Superseded by 86-046
86-046PA	07/25/88	Sensortronics		Load Cell	65058A	III L	10,000	20k-125k lb		Superseded by 86-046
87-052P	12/10/87	Sensortronics		Load Cell	60048A	III	5,000	100 - 1k lb		Bending Beam
87-053	01/26/89	Sensortronics		Load Cell	65061A	III L	10,000	10k - 100k		Double Ended Shear Beam
87-053P	12/10/87	Sensortronics		Load Cell	65061A	III L	10000	10K to 100K lb		Superseded by 87-053
87-054P	12/10/87	Sensortronics		Load Cell	65016A	III L	10,000	2.5k - 25k		Shear Beam Center Loaded Cell
88-298		Sensortronics		Load Cell	65023S	III	see below	1,000 - 10,000 lb		IN PROCESS
88-298P	01/26/89	Sensortronics		Load Cell	65023S	III	5000	1000 to 10000 lb		Superseded by 88-298PA1

LISTING BY COMPANY

CC No.	Date	Company Name	Other Models	Device Type	Model	Accuracy Class	Capacity	Platform size	Comments
88-298P.A2	02/21/91	Sensortronics		Load Cell	65023S	III	1000 - 10,000 lb see below		Shear Beam Compression
			N-max: SC-3000, MC-5000.						
88-298PA1	06/16/89	Sensortronics		Load Cell	65023S	III	1,000 - 10,000 lb 3K S, 5K M		Shear Beam Compression
			Capacities (lb): 1,000, 1,500, 2,000, 2,500, 3,000, 4,000, 5,000, 10,000						
91-011	03/27/91	Sensortronics		Load Cell	60001A-XX-1166	III/III L	250 - 2500 lb see below		S-Beam Tension
			Capacity: SC-Class III: 6000/SCells-Class III L: 10,000. 60001A250, 60001A300, 60001A500, 60001A750, 60001A1K, 60001A1.5K, 60001A2.5K.						
91-011P	01/11/91	Sensortronics		Load Cell	60001A-XX-1166				
<b><u>Sharp Electronics Corporation</u></b>									
92-070	05/06/92	Sharp Electronics Corporation		Service Station Consoles/ECR	ER-3250				
			ER-3110 (The Model ER-3110 is identical to the ER-3250 but utilizes a flat keyboard).						
92-071	05/06/92	Sharp Electronics Corporation		Service Station Consoles/ECR	ER-2595				
<b><u>Shekel Electronic Scales</u></b>									
89-133 A2	01/03/91	Shekel Electronic Scales		POS Scale	SC 150	III	30 x 0.01 lb 3000	14.25" X 10.5"	Digital Electronic
			SC-150P; SC-15G						
89-133P	01/30/90	Shekel Electronic Scales		POS Scale	SC 150	III	30 x 0.01 lb 3000	14.25" x 10.5"	Superseded by 89-133PA1
			Advance Retail Systems Inc. Model HT-1000						
89-133PA1	04/25/90	Shekel Electronic Scales		POS Scale	SC 150	III	30 x 0.01 lb 3,000	14.25" x 10.5"	Digital Electronic
			SC-150-P, POSISCALE 3030, Advance Retail Systems Inc. Model HT-1000						
91-071	05/15/91	Shekel Electronic Scales		POS Scale	SC250-Q	III	30 x 0.01 lb 3000	16.25" x 10"	Digital Electronic
<b><u>Smith Meter Inc.</u></b>									
89-013PA	05 01 89	Smith Meter Inc		Indicating Elements	AL-1-XU, AL-2-XU				Digital Electronic Wh.sl Meter

LISTING BY COMPANY

CC No.	Date	Company Name	Other Models	Device Type	Model	Accuracy Class	Capacity	Platform size	Comments
89-055	08/17/89	Smith Meter Inc.		Wholesale Meter	ALII-XUO-STD-STD-034		99,999 gallons		Digital Electronic
			Marketing Name: AccuLoad II						
89-055A1	10/02/89	Smith Meter Inc.		Wholesale Meter	ALII-XU-O-STD-034		99,999 gal		Digital Electronic
89-098	10/12/89	Smith Meter Inc.		Wholesale Meter	ML-X-XX-XXX-STD				Digital Electronic
			Generic Name: MiniLoad						
91-134	08/28/91	Smith Meter Inc.		Indicating Elements	ACCULOAD II-SEQ				Digital Electronic
92-074	05/06/92	Smith Meter Inc.		Wholesale Meter	I-75				Wholesale Measuring Element
			Device Description: Positive Displacement Meter. Vehicle Tank or Stationary Mount. Product: Liquid Concrete Admixture						
<b><u>Sooner Scale, Inc.</u></b>									
90-050PN	04/25/90	Sooner Scale, Inc.		Livestock Scale	PS 18 x 7				
90-050PN Amend	06/14/90	Sooner Scale, Inc.		Livestock Scale	PLS 18 x 7	IIIL	10,000 lb	18" x 7"; 2 sect.	Portable Electronic
			CLC: 6,750 lb						
92-039	03/25/92	Sooner Scale, Inc.		Vehicle Scale	701030-6	III L	120K x 20 lb	70" x 10"	Load Cell Electronic
			CLC: 60,000						
<b><u>Southwest Pump Company</u></b>									
88-085	04/29/88	Southwest Pump Company		Service Station Consoles/ECR					Digital Service Station Con.
			ECS Series						
			ECs-1-800, -1A-800, -1A-1200, -1A-1600, -1-1600, -1A-1600, -1-2000, -1A-2000, -1-2400, -1A-2400						
88-086	05/04/88	Southwest Pump Company		Retail Motor Fuel Dispenser					Superseded by 88-086A
			2XX0-X-X-X series						
88-086A	02/10/89	Southwest Pump Company		Retail Motor Fuel Dispenser			999,999 gal		Digital Electronic
			2020-X-X-X, 2040-X-X-X						

LISTING BY COMPANY

CC No.	Date	Company Name	Other Models	Device Type	Model	Accuracy Class	Capacity	Platform size	Comments
89-125PN	01/30/90	Southwest Pump Company		Retail Motor Fuel Dispenser	640 Series				Electronic Computing
			640-S, 640-T-S, 640-MT-S						
89-161PN	01/30/90	Southwest Pump Company		Retail Motor Fuel Dispenser	660 Series				Electronic Computing
			660, 660-S, 661, 661-REM, 661-T-REM, 662, 662-S, 662-REM, 662-S-REM						
90-013	02/14/90	Southwest Pump Company		Service Station Consoles/ECR	M268 REG., M268 BASE				Digital Electronic
91-133	08/07/91	Southwest Pump Company		Retail Motor Fuel Dispenser	4000 Series				
91-133A1	05/05/92	Southwest Pump Company		Retail Motor Fuel Dispenser	4000 Series		see below		Digital Electronic
							999.999 Gallons/Liters, \$9999.99 Total Sale, 9.999 Unit Price.		
<b><u>Southwestern Scale Co., Inc.</u></b>									
88-265P	10/28/88	Southwestern Scale Co., Inc.		Vehicle Scale	LPC and LPS Series	III L	30 tons	70' x 10'	Digital Electronic
					The model designation consists of the platform length and the scale capacity in tons followed by the series designation. Example: 3530-LPS where the scale is 35 feet long with a 30 ton capacity. Optional capacities: 60,000 lb, 100,000 lb, and 150,000 lb. Optional platform sizes: 35' x 10', 60' x 10', and 80' x 10'				
88-273	08/21/90	Southwestern Scale Co., Inc.		Vehicle Scale	6070-PV	III L	120k x 20 lb	70" x 10"	Portable Mechanical
					concentrated load capacity: 45,000 lb				
88-273P	03/01/89	Southwestern Scale Co., Inc.		Vehicle Scale	6070-PV	III L	120,000x 20 lb	70 x 10'	Portable Electromechanical
<b><u>SP Systems, Incorporated</u></b>									
88-290	05/01/89	SP Systems, Incorporated		Vehicle Scale	SP 1000 Series	III L	200,000 lb	see certificate	Load Cell Electronic
					SP 1011, -1012, -1013, -1014, -1015, -1016, -1017, -1003, -1004, -1005, -1006, -1007, -1008				
<b><u>Spectra Physics</u></b>									
89-138	01/10/90	Spectra Physics		POS Scale	760SLS	III	30 x 0.01 lb	17" x 11"	Digital Electronic

LISTING BY COMPANY

CC No.	Date	Company Name	Other Models	Device Type	Model	Accuracy Class	Capacity	Platform size	Comments
89-147	01/10/90	Spectra Physics		POS Scale	760SLS-RD	III			Digital Electronic
<b><u>Sponsler Company Inc.</u></b>									
92-066		Sponsler Company Inc.		NO DEVICE TYPE	xxxxxx				IN PROCESS
<b><u>Sterling Scale Company, Inc.</u></b>									
86-027	11/12/86	Sterling Scale Company, Inc.		Indicating Elements	6000 Plus	III L	10000		
88-260	02/10/89	Sterling Scale Company, Inc.		Indicating Elements	DW650	III/III L	5K, 10K		Digital Indicating element
90-038	04/25/90	Sterling Scale Company, Inc.		Indicating Elements	DW750	III, III L	10,000		Digital Indicator
<b><u>Stores Automated Systems, Inc.</u></b>									
90-009	07/02/90	Stores Automated Systems, Inc.		Cash Register	SuperStar				CPU
90-009	Amended 11/08/90	Stores Automated Systems, Inc.		Cash Register	SuperStar				ECR interfaced with scales
The SASI SuperStar cash register consists of: Model PR 1028 printer, Model KB 1028 keyboard, Model MN 1028 display.									
90-009	Amended 11/06/90	Stores Automated Systems, Inc.		Cash Register	SuperStar				ECR interfaced with scales
Certificate supersedes 90-009.									
<b><u>Stress-Tek, Incorporated</u></b>									
88-264	01/26/89	Stress-Tek, Incorporated		Hanging Scale	ST-300	III	1,500	300 lb	Digital Electronic
<b><u>Sun Electric Corporation</u></b>									
89-159	05/04/90	Sun Electric Corporation		Cash Register	SM-960				Digital Electronic

LISTING BY COMPANY

CC No.      Date      Company Name      Other Models      Device Type      Model      Accuracy Class      Capacity      Platform size      Comments

89-159 Amended 06/04/90		Sun Electric Corporation		Cash Register	SM-960				Digital Electronic	
89-160	12/20/89	Sun Electric Corporation	SR-896-1, SP-894, SS-895-1, SS-895, SS-890, SS-960	Service Station Consoles/ECR	SR, SP, SS				Digital Electronic	
89-160 Amended 05/04/90		Sun Electric Corporation		Service Station Consoles/ECR	see below				Digital Electronic	
				System consists of these models: SR-896-1 Island Card Reader (ICR), SP-894 Island Receipt Printer (IRP), SS-895-1 Dual Stand (Island Pedestal), SS-895 Single Stand (Island Pedestal), SM-890 Electronic Cash Register & SM-960. Electric Cash Register (ECR)						
89-160 Amended 05/04/90		Sun Electric Corporation		Service Station Consoles/ECR	SR-896-1				Digital Electronic	
				SR-894 Island Receipt Printer (IRP), SS895-1 Dual Stand SS-895 Single Stand, SM-890 Electronic Cash Register, SM-960 Electric Cash Register (ECR).						

Sun Refining and Marketing Company

92-031PN      03/25/92      Sun Refining and Marketing Company      Retail Motor Fuel Dispenser Series E-511

Sun Scale Inc.

90-171P      01/04/91      Sun Scale Inc.      Load Cell      SHS Series      1000 to 10,000 lb      5000      Single-Ended Bending Beam

Suntronic Technology Group

92-015      Suntronic Technology Group      Retail Motor Fuel Dispenser SM996      IN PROCESS

Superior Load Cell

88-018P      03/14/88      Superior Load Cell      Load Cell      AW900      III L      5000      M      20K to 100K lb      Superseded by 88-018PA

88-018P2      09/26/88      Superior Load Cell      Load Cell      AW900      III L      5,000      M      20 k to 100 k lb      Superseded by 88-018PA

88-018PA      04/07/88      Superior Load Cell      Load Cell      AW900      III L      10,000      M      20k- 100k lb      Superseded by 89-006P

The two model series are DSB-20 and AW900. The model designation will have a suffix reflecting the capacity of the load cell.

LISTING BY COMPANY

CC No.	Date	Company Name	Other Models	Device Type	Model	Accuracy Class	n	Capacity	Platform size	Comments
88-034P	04/07/88	Superior Load Cell		Load Cell	LSB- and AW600-XXK Capacity (lb): 2,500, 5,000, 10,000, 15,000, 20,000	III L	5000 M	2500 to 20000 lb		Superseded by 88-034PA2
88-034PA2	02/23/90	Superior Load Cell		Load Cell	LSB & AW600 Series	III L	10,000 M	2.5 k -20 k lb		WITHDRAWN
88-068P	05/26/88	Superior Load Cell		Load Cell	AW200 & SSB AW200, AW200A, SSB-1k, SSB-2.5k, SSB-5k	III L	10,000 M	1k - 5k lb		Superseded by 88-068PA2
88-068PA2	08/02/89	Superior Load Cell		Load Cell	AW200 & SSB AW200-1K, AW200-2.5K, AW200-5K, AW200A-1K, AW200A-2K, AW200A-2.5K, AW200A-4K, AW200A-5K, AW201A-1K, AW201A-2K, AW201A-4K, AW201A-5K, AW202-1K, AW202-2K, AW202-2.5K, AW202-4K, AW202-5K	III L	10,000 M	1k - 5k lb		Single Ended Shear Beam
88-295P	01/25/89	Superior Load Cell		Load Cell	AW 1700 Capacities (lb) 150, 200, 300, 500, 750, 1000, 1200	III	5,000 S	150 to 1,200 lb		Shear Beam
88-313		Superior Load Cell		Load Cell	AW400	III L	10,000 M	15k to 125k lb		IN PROCESS
88-313P	05/25/89	Superior Load Cell		Load Cell	AW400 AW400-15K, -20K, -30K, -40K, -50K, -60K, -75K, -100K, -125K	III L	10,000 MC	15K to 125K lb		Double-Ended Shear Beam
89-006P	02/23/90	Superior Load Cell		Load Cell	AW900	III L	10,000 M	20k to 100k lbs		WITHDRAWN
89-052P	08/17/89	Superior Load Cell		Load Cell	AW300	III	3000 S	250 to 1500 lb		Cantilever "S" Cell, Tension
89-142P	04/25/90	Superior Load Cell		Load Cell	AW200 Family AW-200-1K, -200A-1K, -201A-1K, -202-1K, -203-1K, -200-2K, -200A-2K, -201A-2K, -202-2K, -203-2K, -200A-2.5K, -201A-2.5K, -202-2.5K, -203-2.5K, -200-4K, -200A-4K, -201A-4K, -202-4K, -203-4K, -200A-5K, -201A-5K, -202-5K, -203-5K	III	4,000 M	1,000 - 5,000 lb		Shear Beam
89-142P.A1	03/07/91	Superior Load Cell		Load Cell	AW-200 AW-200-1K, AW-200A-1K, AW-201A-1K, AW-202-1K, AW-203-1K, AW-200-2K, AW-201A-2K, AW-202-2K, AW-203-2K, AW-200A-2.5K, AW-201A-2.5K, AW-202-2.5K, AW-203-2.5K, AW-200-4K, AW-201A-4K, AW-202-4K, AW-203-4K, AW-200A-5K, AW-201A-5K, AW-202-5K & AW-203-5K	III	MC: 4,000	1,000 to 5,000 lb		Shear Beam



LISTING BY COMPANY

CC No.	Date	Company Name	Other Models	Device Type	Model	Accuracy Class	n	Capacity	Platform size	Comments
90-052	03/27/90	Superior Load Cell		Load Cell	AW600B Series AW600B-2.5K, -5K, -10K, -15K, -20K. Capacities (lb): 2,500, 5,000, 10,000, 15,000, 20,000	III	5,000 M	2,500 - 20,000 lb		Shear Beam, Tension
90-052.A1	03/07/91	Superior Load Cell		Load Cell	AW600B Series The model designation for the series is AW600B-XXK where XXK is the load cell capacity in thousands (K) pounds. Models: AW600B-2.5K, AW600B-5K, AW600B-10K, AW600B-15K & AW600B-20K.	III	MC: 5,000	2500 to 20k lb		Shear Beam, Tension
90-090	06/12/90	Superior Load Cell		Load Cell	AW900B AW900B-20K, AW900B-25K, AW-900B-30K, AW900B-40K, AW900B-50K, AW901B-50K, AW900B-60K, AW900B-60KL, AW901B-65K, AW900B-75K, AW900B-75KL & AW900B-100K.	III L	10,000	20k to 100k		Double-Ended Shear Beam
<b><u>Syracuse Scale Co, Inc.</u></b>										
90-101	09/17/90	Syracuse Scale Co, Inc.	CLC: 80,000 lb	Vehicle Scale	ALVS-6080	IIIL	8,000	160k x 20 lb	60" x 10" 3 sect.	Load Cell Electronic
90-139	09/26/90	Syracuse Scale Co, Inc.		Load Cell	ALC850 These load cells are marketed under the brand name "Atlas." The specific models covered by this certificate are: ALC850-20K, ALC850-25K, ALC850-30K, ALC850-40K, ALC850-50K, ALC901B-50K, ALC901B-60K, ALC850-60K, ALC850-60KL, ALC901B-65K, ALC850-75L, ALC850-75KL & ALC850-100K.	III L	MC 10,000	20k to 100k		Double-Ended Shear Beam
<b><u>Systems Associates, Incorporated</u></b>										
88-084	06/08/88	Systems Associates, Incorporated	NP1260, -2000, -2600	Railroad Track Scale	NP Series	III L	4,000	200,000 x 100 lb		Digital Railroad Scale
88-301	01/25/89	Systems Associates, Incorporated		Indicating Elements	525	III/III L	10,000			Digital Electronic
<b><u>Tanita Corporation</u></b>										
91-023	03/07/91	Tanita Corporation		Bench and Counter Scale	BWB-620A	III	4,400	400 x 0.1 lbs	12.625" x 13.50"	Digital Electronic
91-023A1	05/05/92	Tanita Corporation	other capacity: 200 x 0.05 kg.	Bench and Counter Scale	BWB-620A	III	4,400	440 x 0.1 lb	12.625" x 13.50"	Digital Electronic

LISTING BY COMPANY

CC No.      Date      Company Name      Other Models      Device Type      Model      Accuracy Class      Capacity      Platform size      Comments

Tara Systems

91-077      03/03/91      Tara Systems           Indicating Elements      TR-1      III/III L                Digital Electronic

91-077.A2      03/16/92      Tara Systems           Indicating Elements      TR-1      III/IIIL      see below                Digital Electronic

n-max: Class III: 5000; Class IIIL: 10000

TARE Incorporated

92-027      01/27/92      TARE Incorporated           Load Cell      S-60001A-XX      III & IIIL      25 - 20,000 lb                S-Beam Tension

SC-Class III: 5,000; SC-Class III L: 10,000. Other Models: S-60001A25, S60001A50, S-60001A75, S-60001A100, S-60001A150, S-60001A200, S-60001A250, S-60001A300, S-60001A500, S-60001A750, S-60001A1K, S-60001A1.5K, S-60001A2K, S-60001A2.5K, S-60001A3K, S-60001A4K, S-60001A5K, S-60001A7.5K, S-60001A10K, S-60001A15K, S-60001A20K, S-60001A25K & S-60001A30K.

TEC America, Inc.

87-030      07/14/87      TEC America, Inc.           Cash Register      MA-1190      N/A                Electronic Cash Register

87-043      09/14/87      TEC America, Inc.           Computing Scale      SL-39-30L-N      III      3,000      30 x 0.01 lb           Digital Computing Scale

87-044      09/14/87      TEC America, Inc.           Computing Scale      SL-37-15L-N      III      1,500      15 x 0.01 lb           Digital Computing Scale

87-045      09/14/87      TEC America, Inc.           Cash Register      MA-290                          Electronic Cash Register

87-046      09/14/87      TEC America, Inc.           Computing Scale      SL 59-30L      III      3000      30 x 0.01 lb      240 mm x 350 mm           Digital Electronic

87-047      09/14/87      TEC America, Inc.           Prepackaging Scale      SL 31-50R      III      5,000      50 x 0.01 lb      27x40 cm           Digital Prepackaging Scale

87-048      09/14/87      TEC America, Inc.           Computing Scale      SL 43-100      III      4,999      99.98x0.02lb                Digital Weighing Element

87-049      09/14/87      TEC America, Inc.           Computing Scale      SL-66-30-L      III      3,000      30 x 0.01 lb      9.5" x 13.75"           Digital Computing Scale

## LISTING BY COMPANY

Page A 99

CC No.	Date	Company Name	Other Models	Device Type	Model	Accuracy Class	n	Capacity	Platform size	Comments
87-049	Amended 11/05/90	TEC America, Inc.		Computing Scale	SL-60-30-L	III	3,000	30 x 0.01 lbs	9.5" x 13.75"	Digital Electronic
87-049A2	08/27/91	TEC America, Inc.	SL-6600-30-9	Computing Scale	SL-66-30-1	III	3,000	30 x 0.01 lbs	9.5" x 13.75"	Digital Electronic
87-122	02/17/88	TEC America, Inc.		Computing Scale	SL-57-30L-n	III	3,000	30 x 0.01 lb	240 mm x 350 mm	Digital Computing Scale
88-269	03/01/89	TEC America, Inc.		Cash Register	MA 1900					Digital Electronic
88-270	03/01/89	TEC America, Inc.		Bench and Counter Scale	SL-39-50-N	III'	5,000	50 x .01 lb.	350 mm x 240 mm	Digital electronic
88-271	03/01/89	TEC America, Inc.		Bench and Counter Scale	SL-37-08L	III	1,500	7.5 x .005 lb.	300 mm x 230 mm	Digital Electronic
89-021	05/01/89	TEC America, Inc.	SL-47-30-L-N	POS Scale	SL-47-50-L-N	III	5,000	50 x 0.01 lb.	13-1/2" x 12"	Digital Electronic
89-099	08/21/89	TEC America, Inc.		Cash Register	FDS-50					Digital Electronic
90-062	04/18/90	TEC America, Inc.		Computing Scale	SL 5900-3(x)-C(X)-US	III	3,000	30 x 0.01 lbs	240 mm x 350 mm	Digital Electronic
90-062.A1	04/18/91	TEC America, Inc.		Computing Scale	SL 5900-3(X)-C(Y)-US	III	3,000	30 x 0.01 lb	240mm x 350 mm	Digital Electronic
91-025	02/05/91	TEC America, Inc.		Cash Register	MA-1600 & FDS-30					Stand Alone
91-096	03/12/92	TEC America, Inc.	SL-2200-15-US	Computing Scale	SL-2200-30-US	III	3000	30 x 0.01 lb	9.8" x 11.6"	Digital Electronic
91-142	04/10/91	TEC America, Inc.		Service Station Consoles/ECR	MA 1700					Stand Alone

LISTING BY COMPANY

CC No.	Date	Company Name	Other Models	Device Type	Model	Accuracy Class	n	Capacity	Platform size	Comments
<u>Tech 21</u>										
91-159	03/16/92	Tech 21		Retail Motor Fuel Register	715500 UDC-T/ UDC II					Solid State Electronic
92-005	03/16/92	Tech 21		Retail Motor Fuel Dispenser CARD LOCK 1000 Max Volume Display: 999.99; Max Unit Price Display: 9.999						Card Activated Fuel Cont. Sys
<u>TechLink Control Sys., Inc.</u>										
92-006		TechLink Control Sys., Inc.		Retail Motor Fuel System	1100					IN PROCESS
<u>Tedea Inc.</u>										
89-053	09/24/90	Tedea Inc.		Load Cell	3410	III	see below	1000 lb - 10k lb		Shear Beam
The load cells in this family are identified by the capacities of the cells. Single cell, Class III: 3,000 - Multiple cells, Class III: 5,000.										
89-053.A1	03/07/91	Tedea Inc.		Load Cell	3140	III	see below	1,000 to 10k lb		Shear Beam
n-max: single cell, class III: 3,000; multiple cells, class III: 5,000.										
89-053P	05/25/89	Tedea Inc.		Load Cell	3410	III & III L	see below	1000 - 4000 lbs		Shear Beam
n-max: SC, Class III: 3,000; MC, Class III: 5,000; Class III L: 10,000. Capacities (lb): 1,000, 1,500, 2,500, 4,000										
89-053P.A2	09/24/90	Tedea Inc.		Load Cell	3140	III L	see below	1000 lb - 10k lb		Shear Beam
The load cells in this family are identified by the capacities of the cells. Multiple Cells, Class III L: 10,000.										
89-053PA1	05/15/90	Tedea Inc.		Load Cell	3410	III & III L	3,000	1,000 - 10,000 lb		Shear Beam
Single Cell, Class III: 3,000 - Multiple Cells, Class III: 5,000 - Class III L: 10,000.										
89-054	09/24/90	Tedea Inc.		Load Cell	1250	III	3,000	100 kg - 1,000 kg		Single Point
The load cells in this family are identified by the capacities of the cells.										
89-054P	05/25/89	Tedea Inc.		Load Cell	1250	III L	3,000 S	50 kg - 1,000 kg		Single Point
Capacities (kg): 100, 150, 200, 250, 300, 500, 635, 1,001										

LISTING BY COMPANY

CC No.	Date	Company Name	Other Models	Device Type	Model	Accuracy Class	Capacity	Platform size	Comments
89-074	09/24/90	Tedea Inc.		Load Cell	1010	III	5 to 50 kg 3,000		Three Beam, Single Point
The specific load cells in this family covered by this certificate are identified by the model designation & the load cell capacity.									
89-074P	07/05/89	Tedea Inc.		Load Cell	1010	III	5 to 50 kg 3,000 S		Three Beam, Single Point
Capacities (kg): 5, 7, 10, 11.36, 15, 20, 30, 50									
89-075	09/24/90	Tedea Inc.		Load Cell	1040	III	5 to 100 kg 3,000		Three Beam, Single Point
The specific load cells in this family covered by this certificate are identified by the model designation & the load cell capacity.									
89-075P	07/05/89	Tedea Inc.		Load Cell	1040	III	5 to 100 kg 3,000 S		Three Beam, Single Point
Capacities (kg): 5, 7, 10, 15, 20, 30, 50, 75, 100									
<b><u>Tektra International</u></b>									
89-035	05/02/89	Tektra International		Computing Scale	AS-3001P	III	30 x .01 lb 3,000	11-1/4" x 13-1/4"	Digital Electronic
<b><u>Tele-Weight, Inc.</u></b>									
88-172	08/30/88	Tele-Weight, Inc.		Indicating Elements	F-4V	III/III L	10,000		Livestock Scale Indicator
88-172 A1	11/02/90	Tele-Weight, Inc.		Indicating Elements	TW-1	II/III L	10,000		Livestock Scale Indicator
88-172 A2	11/02/90	Tele-Weight, Inc.		Indicating Elements	TW-1	III L	10,000		Digital Electronic
88-172.A3	04/17/92	Tele-Weight, Inc.		Indicating Elements	TW-1	III L	10,000		Digital Electronic
91-158	10/28/91	Tele-Weight, Inc.		Printer	TP-1				Dot Matrix
<b><u>The A. H. Emery Company</u></b>									
88-143PN	06 17 88	The A H Emery Company		Vehicle Scale	Econoweigh 22 Series	III L	20 - 50 tons	20' - 35' x 10'	Mechanical Vehicle Scale
22-2020, -2520, -2525, -3025, -3030, -4030, -4035, -5035									

LISTING BY COMPANY

CC No.	Date	Company Name	Other Models	Device Type	Model	Accuracy Class	Capacity	Platform size	Comments
88-144PN	07/17/88	The A. H. Emery Company		Vehicle Scale	Econoweigh 24 Series 24-5050, -5060, -6050, -6060, -6070, -8060, -8070	III L	50-80 ton	50' - 70' x 10'	Mechanical Vehicle Scale
88-145PN	07/17/88	The A. H. Emery Company		Vehicle Scale	Portaweigh 34 Series 34-4040, -5040, -5050, -5060, -6050, -6060, -6070, -8060, -8070, -10060, -10070	III L	40-100 ton	40' - 70' x 10'	Portable Mech. Vehicle Scale
88-146PN	07/17/88	The A. H. Emery Company		Vehicle Scale	Roadweigh 12 Series 12-208, -2010, -308, -3010, -3012, -2524, -2534, -3024, -3034, -5034	III L	20 - 50 tons	8' - 34' x 10'	Mechanical Vehicle Scale
88-147PN	07/17/88	The A. H. Emery Company		Vehicle Scale	Roadweigh 14 Series 14-5045, -5050, -5060, -5070, -6050, -6060, -6070, -8060, -8070, -10060, -10070	III L	50-100 ton	45' - 70' x 10'	Mechanical Vehicle Scale
88-148PN	07/17/88	The A. H. Emery Company		Vehicle Scale	Portaweigh 32 Series 32-208, -2010, -308, -3010, -3012, -2520, -3020, -3025, -3030, -4025, -4030, -4035, -5035, -6035	III L	20-60 tons	8' - 35' x 10'	Portable Mechanical V.S.
88-239P	01/25/89	The A. H. Emery Company		Load Cell	136	III L	75,000		Hydraulic
<b><u>The Scale People, Inc.</u></b>									
92-026	03/18/92	The Scale People, Inc.		Hanging Scale	2805-S	III	20 lb x 0.5 oz		Mechanical Dial
<b><u>The Scale Store</u></b>									
91-037	04/01/91	The Scale Store		Indicating Elements	MXP-9900	III-III L	10,000		Digital Electronic
92-058		The Scale Store		Load Cell	TSS				IN PROCESS
<b><u>Thurman Scale Company</u></b>									
87-080P	11/30/87	Thurman Scale Company	8510, 8520, 8530, 8540	Vehicle Scale	8530	III L	120k x 20 lb	70' x 10'	Load Cell Electronic

LISTING BY COMPANY

CC No.	Date	Company Name	Other Models	Device Type	Model	Accuracy Class	n	Capacity	Platform size	Comments
88-036	04/08/88	Thurman Scale Company		Vehicle Scale	8130 SAM	III L	10,000	200k x 20 lb	70' x 10'	Mechanical Pipe Lever
										Optional Capacities: 120,000 x 20 lb - Gross (35 ton sec.), 200,000 x 20 lb - Gross (45 & 60 ton sec.). Optional Sizes: 40' x 10', 50' x 10', 60' x 10', 70' x 10', 80' x 10', 100' x 10'. Optional Model: 8140 Steel pitless with side rails.
88-037	03/01/89	Thurman Scale Company		Vehicle Scale	8120	III L	10,000	200k x 20 lb	60' x 10'	Mechanical Pipe-Lever System
										Optional Model: 8110 (concrete deck). Optional Capacities: 100,000 x 20 lb, 45 ton sections: 120,000 x 20 lb, 35 and 60 ton sections: 200,000 x 20 lb, 45 and 60 ton sections. Optional Sizes: 30' x 10', 35' x 10', 40' x 10', 50' x 10', 60' x 10', 70' x 10', 80' x 10', 50' x 12', 60' x 12', 70' x 12'.
88-037A.1		Thurman Scale Company		Vehicle Scale	8120					
88-140PN	07/25/88	Thurman Scale Company		Indicating Elements	320 and 325	III	1,200			Dial Indicator
88-141PN	07/25/88	Thurman Scale Company		Hopper Scale	TTS Series	III				Mechanical Lever System
										TTS-2, -3, -4, -5, -6, -7, -8, -9, -10, -11, -12, -13, -14. Capacity range 1,000 to 100,000 lb
88-142PN	07/25/88	Thurman Scale Company		Hopper Scale	TBS Series	III				Hopper and Tank Scales
										TBS-2, -3, -4, -5, -6, -7, -8, -9, -10, -11, -12, -13
88-258P	02/10/89	Thurman Scale Company		Floor Scales	3500	III	2500	5,000 lb	3' x 3' - 5' x 7'	Electronic Load Cell
										Capacities (lb): 1000, 2500, 5000
89-016P	11/08/89	Thurman Scale Company		Vehicle Scale	8560	III L	10,000	200,000 x 20 lb	70' x 10' (4)sec.	Load Cell Electronic
										CLC: 90,000 lb. Capacities (lb): 120,000 and 200,000
89-089	11/07/89	Thurman Scale Company		Floor Scales	3500	III	5000	1000 lb	3' x 3'	Load Cell Electronic
90-109P	08/07/90	Thurman Scale Company		Vehicle Scale	8550	III L	10,000	200,000 x 20 lb	70" x 10"	Digital Electronic
										CLC: 90,000 lb
91-007	02/12/91	Thurman Scale Company		Indicating Elements	430	III/IIIL	10,000			Digital Electronic
91-008	01/12/91	Thurman Scale Company		Indicating Elements	455	III/IIIL	10,000			Digital Electronic

LISTING BY COMPANY

CC No.	Date	Company Name	Other Models	Device Type	Model	Accuracy Class	n	Capacity	Platform size	Comments
91-009	02/12/91	Thurman Scale Company		Indicating Elements	465	III/IIIL	10,000			Digital Electronic
91-010	02/12/91	Thurman Scale Company		Indicating Elements	620					Digital Electronic
91-017	02/12/91	Thurman Scale Company		Indicating Elements	405	III	5,000			Digital Electronic
91-027	03/07/91	Thurman Scale Company		Printer	600					Dot Matrix
91-028PN	02/06/91	Thurman Scale Company		Floor Scales	TWH Series	III				
92-014	04/17/92	Thurman Scale Company		Floor Scales	2000 Series 2000; 2002; 2300; 2400; 2500; 2502; 2510 & 2512	III	5000	1k - 10k lb	30x30" x 6x8"	Digital Electronic
92-089		Thurman Scale Company		Load Cell	TSC700					IN PROCESS
92-090		Thurman Scale Company		Load Cell	TSC100					IN PROCESS
92-091		Thurman Scale Company		Load Cell	TSC800					IN PROCESS
92-092		Thurman Scale Company		Load Cell	TSC300					IN PROCESS
<b><u>Tokheim Corporation</u></b>										
86-032	10/12/89	Tokheim Corporation		Service Station Consoles/ECR	184, MEMS IV					Superseded by 86-032A1
			Option: Model 190 printer							
86-032A1	10/24/89	Tokheim Corporation		Service Station Consoles/ECR	184 Series (MEMS IV)			999.99 vol units		Digital Electronic
			184-X = - Standard Cash Console: 184M-X = - Master Console (when a satellite is used): 184S-X = Satellite Console (when a master is used) where X is the number of fueling sites							
87-018A	01/11/89	Tokheim Corporation		Retail Motor Fuel Dispenser	TCS Series			999.999 gal		Digital Electronic



LISTING BY COMPANY

CC No.	Date	Company Name	Other Models	Device Type	Model	Accuracy Class	n	Capacity	Platform size	Comments
87-079	11/05/87	Tokheim Corporation		Service Station Consoles/ECR	185 Series (MEMS V)					Superseded by 87-079A1
			191							
87-079A1	10/24/89	Tokheim Corporation		Service Station Consoles/ECR	185 Series (MEMS V)					Digital Electronic
			185-X, 185M-X, 185S-X							
88-277	01/11/89	Tokheim Corporation		Service Station Consoles/ECR	ROC Series					Superseded by 88-277A1
			382, 385, 387							
88-277A1	02/09/90	Tokheim Corporation		Service Station Consoles/ECR	ROC Series					
			390, 385, 387, 389							
89-017	04/04/89	Tokheim Corporation		Retail Motor Fuel Dispenser	785-HV (high volume)		60 gpm	mx. 60; mn. 12 gpm		Diesel Dispenser
89-033	05/01/89	Tokheim Corporation		Retail Motor Fuel Register	2020					Digital Electronic
89-034	05/01/89	Tokheim Corporation		Retail Motor Fuel Register	2010					Digital Electronic
89-115	04/25/90	Tokheim Corporation		Retail Motor Fuel Dispenser	262 Series Unistar					Superseded by 89-115A1
89-115A1	04/18/90	Tokheim Corporation		Retail Motor Fuel Dispenser	262-X, 262A-X					Digital Electronic
90-014	01/22/90	Tokheim Corporation		Retail Motor Fuel Dispenser	TCS Series					
90-014A1	05/05/92	Tokheim Corporation		Retail Motor Fuel Dispenser	TCS Series			see below		Digital Electronic
			311 or 311A, 312 or 312A, 322 or 322A, 324 or 324A, 413 or 413A, 426 or 426A, 614 or 614A & 628 or 628A. Capacities: 999.99 Dollars, 999.999 Volume Units.							
90-020	02/09/90	Tokheim Corporation		Retail Motor Fuel Dispenser	262-HV (High Volume)			60 gpm		Electronic Computing
90-144	11/02/90	Tokheim Corporation		Retail Motor Fuel Dispenser	200 & 330 Series			\$999.99 Money		Digital Comp. RMFD
			Models: 220B, 222B, 330B, 33B. Suffixes: E-External fixed hose connection. V-External two hose connection for vapor recovery. VC-Coaxial hose fitting for vapor recovery. L-Lighted valance. U-Unlighted valance. SA-Stand Alone. K-Customer select cash credit. P-Customer select preset.					999.999gal \$9.999/unit	9999.9 liters	

LISTING BY COMPANY

CC No.	Date	Company Name	Other Models	Device Type	Model	Accuracy Class	n	Capacity	Platform size	Comments
90-145PN	11/02/90	Tokheim Corporation		Retail Motor Fuel Dispenser	1100 & 1200 Series			999.9 gal	999.9 liters	Mech. Comp. RMFD
					Models: 1148T, 1150T, 1248, 1250. Suffixes: T, GP, SP, 1, 2, RCFC, AFC-1, PEH, SCS, HS, TPZ, PR, A, S, G, M, GM, VR, KC-4, KC-8, KC-16, WNC, TW, APC, APC-1, RHO, ESI, IBM, PR-SS, OC,			\$3,999 up		
90-151	04/18/91	Tokheim Corporation		Wholesale Meter	682-15-AF-L-X					Positive Displacement Meter
					Other name: Vehicle or Stationary-Mount. Other Model: 682-15-SS-L-X.					
90-151A2		Tokheim Corporation		Wholesale Meter	682-15-XX-X-X					IN PROCESS
92-012		Tokheim Corporation		Wholesale Meter	682-15-XX-X-X					IN PROCESS
92-021PN		Tokheim Corporation		Retail Motor Fuel Dispenser	162					IN PROCESS
<b><u>Toledo Scale Corporation</u></b>										
86-001	01/31/86	Toledo Scale Corporation		Floor Scales	4181-1001			1000 x 0.5 lb		Analog Mechanical
87-016	05/12/87	Toledo Scale Corporation		Indicating Elements	8146	III/III L	10,000			Digital Indicating Element
87-016A1	08/05/91	Toledo Scale Corporation		Indicating Elements	8146 & 8146D	III/III L	10,000			Digital Element
87-017	05/12/87	Toledo Scale Corporation		Computing Scale	8425	III	3,000	30 x 0.01 lb		Digital Computing Scale
87-068	08/17/89	Toledo Scale Corporation		Computing Scale	8422	III	5000	50 x 0.01 lb	9.5" x 14.5"	Digital Electronic
87-069	04/19/89	Toledo Scale Corporation		Bench and Counter Scale	8213	III	5,000	50 x 0.01 lb	12.5" x 14"	Digital Electronic
87-084	10/02/89	Toledo Scale Corporation		Load Cell	725	III	6,000 M	500 - 2k lb		Bending Beam Load Cell
					Specific load cells are identified by the load cell capacities. Capacities (lb): 500, 1000, 2000					
87-084-A1	02/26/91	Toledo Scale Corporation		Load Cell	725	III	6,000	500 - 2000 lb		Bending Beam

LISTING BY COMPANY

CC No.	Date	Company Name	Other Models	Device Type	Model	Accuracy Class	n	Capacity	Platform size	Comments
87-084P	07/17/88	Toledo Scale Corporation	Capacities (lb): 500, 1000, 2000	Load Cell	725 family	III	6000 M	500 to 2000 lb		Superseded by 87-084
87-098	10/02/89	Toledo Scale Corporation	Capacities: 1000, 2500, 5000, 10000, 20000	Load Cell	742	III	6,000 M	1k - 20k lb		Shear Beam
87-098.A1	02/26/91	Toledo Scale Corporation		Load Cell	742	III	MC-6,000	1000 - 20,000 lb		Shear Beam
				The specific load cells covered by this certificate, the accuracy classes, and number of divisions for each cell, are identified by the load cell capacity.						
87-098P	07/17/88	Toledo Scale Corporation	Capacities (lb)- 1,000: 2,500: 5,000: 10,000: 20,000	Load Cell	742	III	6000 M	1000 to 20000 lb		Superseded by 87-098
87-100	08/17/89	Toledo Scale Corporation		Computing Scale	8421	III	5,000	50 x 0.01 lb	10.75" x 14.6"	Digital Electronic
87-101	08/17/89	Toledo Scale Corporation		Bench and Counter Scale	8423	III	5000	50 x 0.01 lb		Bench Scale
87-102	04/12/88	Toledo Scale Corporation		Computing Scale	8430	III	600	6 x 0.01 lb	9" x 7"	Digital Computing Scale
87-103	03/25/88	Toledo Scale Corporation		Computing Scale	8431	III	3,000	30 x 0.01 lb	9.25" x 14.25"	Digital Computing Scale
87-103A	06/14/90	Toledo Scale Corporation		Computing Scale	8431	III	3000	30 x 0.01 lb	9.24" x 14.25"	Digital Electronic
87-104	08/21/90	Toledo Scale Corporation		Indicating Elements	8140	III/III L	10,000			Digital Indicating Element
87-105	07/25/88	Toledo Scale Corporation		Indicating Elements	M8141	III/III L	10,000			Digital Electronic
87-105.A1	07/22/91	Toledo Scale Corporation		Indicating Elements	M8141/8141	III/III L	10,000			Digital Electronic
87-106	04/07/88	Toledo Scale Corporation		Indicating Elements	8142	III/III L	10,000			Digital Indicating Element
87-107	10/02/89	Toledo Scale Corporation		Indicating Elements	M 5000	III	10000	2000 x 0.02 lb		Digital Indicating

LISTING BY COMPANY

CC No.	Date	Company Name	Other Models	Device Type	Model	Accuracy Class	n	Capacity	Platform size	Comments
87-108	08/17/89	Toledo Scale Corporation		Bench and Counter Scale	2095	III	10000	400 x 0.5 lb	20" x 20"	Digital Electronic
87-109	06/16/89	Toledo Scale Corporation		Floor Scales	2185	III	8,000	1,600 X 0.2 lb	24 X 30 in	Load Cell Weighing Element
87-110	08/17/89	Toledo Scale Corporation		Floor Scales	2136	III	2000	1000 x 0.5 lb	19" x 28"	Lever System Load Cell
87-111	08/17/89	Toledo Scale Corporation		Floor Scales	2036	III	2500	250 x 0.1 lb	19" x 20"	Lever System Load Cell
87-112	08/17/89	Toledo Scale Corporation		Floor Scales	4182	III	2000	1000 x 0.5 lb		Portable Mechanical Beam Scale
87-116P	08/17/89	Toledo Scale Corporation		Vehicle Scale	7551	III/III L	6000	120000 x 20 lb	70"x10' 2 section	
87-124	08/17/89	Toledo Scale Corporation		Service Station Consoles/ECR	262	III				Digital Electronic
88-008	10/02/89	Toledo Scale Corporation		Load Cell	743	III/III L		1k to 45k lb		
				Specific load cells are identified by the load cell capacity. Capacities: 1k, 3k, 5k, 10k, 20k, 45k						
88-008A1	02/26/91	Toledo Scale Corporation		Load Cell	743	III & III L	see below	1000 - 45,000 lb		Shear Beam
				Capacity: Class III, MC-5000/Class III L MCCells-10,000						
88-008A2	10/29/91	Toledo Scale Corporation		Load Cell	743	III/III L	see below	1,000 - 45,000 lb		Shear Beam
				Capacity: Class III, MC-5000/Class III L, MC-10,000						
88-008P	07/17/88	Toledo Scale Corporation		Load Cell	743	III/III L	5k, 10k M	1k to 45k lb		Superseded by 88-008
88-009	03/09/91	Toledo Scale Corporation		Load Cell	752	III L	MC-10,000	50k to 100k		Compression
88-009P	11/14/88	Toledo Scale Corporation		Load Cell	752	III L	6000 M	50k to 100k lb		Superseded by 88-009PA1
88-009PA1	10/02/89	Toledo Scale Corporation		Load Cell	752	III L	10,000 M	50k-100k lb		Compression
				Capacities (lb): 50k, 100k						

LISTING BY COMPANY

CC No.	Date	Company Name	Other Models	Device Type	Model	Accuracy Class	n	Capacity	Platform size	Comments
88-045	02/28/91	Toledo Scale Corporation		Vehicle Scale	Truckmate MV 1051	III L	10,000	100,000 x 20 lb	100' x 10'	Electronic Weighing Element
88-045P	06/02/88	Toledo Scale Corporation		Vehicle Scale	Truckmate MV 1051	III L	10,000	200,000 x 20 lb	100' x 10'	Electronic Weighing Element
								Range of capacities from 60,000 to 200,000 lb. Range of platform sizes from 15' x 10' to 150' x 10'		
88-047	02/28/91	Toledo Scale Corporation		Vehicle Scale	7530	III L	10,000	200K x 20 lb	70' x 10'	Electronic Weighing Element
								Other platform sizes: 12' x 10' to 70' x 10'. Other capacities: 60,000 to 200,000 lb. Other model: Model 7520 (steel deck). Other section capacity: 30 tons to 55 tons.		
88-047P	07/17/88	Toledo Scale Corporation		Vehicle Scale	7530	III L	10,000	200 k x 20 lb	70' x 10'	Electronic Weighing Element
								Other platform sizes: 12' x 10' to 70' x 10'. Other capacities: 60,000 lb to 200,000 lb. Other model: Model 7520 (steel deck). Other section capacity: 30 tons to 55 tons		
88-048	02/27/91	Toledo Scale Corporation		Vehicle Scale	7540	III L	6000	60-162k lb x 20lb	see below	Load Cell Electronic
								Platform sizes: 35" x 10 - 70" x 10"; 4 sections		
88-048P	07/17/88	Toledo Scale Corporation		Vehicle Scale	7540	III L	6,000	120,000 x 20 lb	70' x 10'	Electronic V.S. Weigh Element
								Range of capacities from 60,000 to 162,000 lb. Range of platform sizes from 35' x 10' to 70' x 10'. Maximum distance between sections 23'4". Other section capacity: 35 tons, 45 tons		
88-049	02/27/91	Toledo Scale Corporation		Floor Scales	2255	III	5000	20,000 lb	5" x 7'	Load Cell Electronic
88-049P	07/17/88	Toledo Scale Corporation		Floor Scales	2255	III	5,000	20,000 lb	5' x 7'	Electronic Floor Scale
								Optional capacity: 10,000 lb. Optional platforms: 4' x 4', 5' x 5'		
88-050	02/27/91	Toledo Scale Corporation		Floor Scales	2295	III	5000	20,000 lb	5" x 6"	Load Cell Electronic
								Toledo Model 742 (CC# 87-0989.A1)		
88-050P	07/17/88	Toledo Scale Corporation		Floor Scales	2295	III	5,000	20,000 lb	5' x 6'	Electronic Floor Scale
88-091	11/02/90	Toledo Scale Corporation		Load Cell	760	III L	10,000	22.5 to 45,000 kg		Column Compression
88-091P	06/02/88	Toledo Scale Corporation		Load Cell	760	III L	10,000 M	22.5 and 45 kg		Column Compression Load Cell
								Capacities (kg): 22,500, 45,000		

LISTING BY COMPANY

CC No.      Date      Company Name      Other Models      Device Type      Model      Accuracy Class      Capacity      Platform size      Comments

88-173	04/19/89	Toledo Scale Corporation		Bench and Counter Scale	8213	III	100 x 0.02 lb	12.5" X 14"	Digital Electronic	
88-191	10/28/88	Toledo Scale Corporation		Printer	350				Electronic Programmable Label	
88-192	09/22/88	Toledo Scale Corporation		Printer	8804				Dot Matrix	
88-193	10/28/88	Toledo Scale Corporation		Printer	8840-1				Dot Matrix	
88-194	09/22/88	Toledo Scale Corporation		Printer	8860				Thermal Electronic	
88-195	10/28/88	Toledo Scale Corporation		Printer	314T				Electronic Label Printer	
88-196	09/22/88	Toledo Scale Corporation		Printer	8855				Dot Matrix Tape	
88-197	09/22/88	Toledo Scale Corporation		Printer	MP 750				Electronic Dot Matrix Ticket	
88-243A1	12/18/91	Toledo Scale Corporation		Vehicle Scale	7560	III L	60 - 100 t	117' max.	Load Cell Electronic	
88-243P	01/25/89	Toledo Scale Corporation		Vehicle Scale	7560	III L	60, 100 Tons		Load Cell Electronic	
				The model designation is identified by 7560 XX YYYY where the XX represents "CD" for concrete deck or "SD" for steel deck and the YYYY represents the platform length and width. Range of platform lengths 35' to 115'.						
88-259	01/25/89	Toledo Scale Corporation		Indicating Elements	8530	III/III L	10K		Electronic	
88-302	01/25/89	Toledo Scale Corporation		Printer	8842				Dot Matrix	
89-001	03/27/90	Toledo Scale Corporation		Bulkweighing System	9150	III	10,000		Digital Electronic	
89-008	07/05/89	Toledo Scale Corporation		Printer	963				9-Wire Dot Matrix Document	

LISTING BY COMPANY

CC No.	Date	Company Name	Other Models	Device Type	Model	Accuracy Class	n	Capacity	Platform size	Comments
89-029	05/25/89	Toledo Scale Corporation		Prepackaging Scale	8305	III	5,000	50 X 0.01 lb		Weighing Element
89-046	08/17/89	Toledo Scale Corporation		Bench and Counter Scale	6113	II	15000	75 x 0.005 lb	13.75" x 12.25"	Digital Load Cell
89-076P	08/17/89	Toledo Scale Corporation		Floor Scales	MG4425	III	5000	2500 x 0.5 lb	48" x 48"	Electronic Load Cell
89-078	08/17/89	Toledo Scale Corporation		Bench and Counter Scale	1985	III	6,000	60 X 0.01 lb	14 X 14 in	Electronic Weighing Element
				Optional capacities: 30 x 0.0005 lb, 60 x 0.01 lb, 120 x 0.02 lb						
89-079	08/17/89	Toledo Scale Corporation		Printer	315					Electronic Label Printer
89-080	08/17/89	Toledo Scale Corporation		Printer	8806					Dot Matrix Ticket Printer
89-081	10/12/89	Toledo Scale Corporation		POS Scale	310-DATACHECKER	III	2999	29.99 X 0.01 lb	11" X 15"	Digital Electronic
89-082	01/06/90	Toledo Scale Corporation		Indicating Elements	8520	III	10,000	100 X 0.01 lb		Digital Indicator
89-082 Amended	10/21/91	Toledo Scale Corporation		Indicating Elements	8520A	III	10,000			Digital Electronic
89-083	01/06/90	Toledo Scale Corporation		Indicating Elements	8520A	II/III/3L	60,000	30 X 0.0005 kg		Digital Electronic
89-083 Amended	10/21/91	Toledo Scale Corporation		Indicating Elements	8520	see comts	10,000			Class: II, III, III L
89-094	09/12/89	Toledo Scale Corporation		Floor Scales	6213	II/III	15,000	150 x .01 kg	23 3/4" x 17 1/2"	Load Cell Electronic
89-095	04/25/90	Toledo Scale Corporation		Floor Scales	6313	II/III	15,000	300 x .02 kg	31-1/2" x 23-1/2"	Load Cell Electronic
				Capacities (lb): 300 and 600						
89-103	01 02 90	Toledo Scale Corporation		Floor Scales	MG4500	III	5,000		48"x48" - 60"x84"	

LISTING BY COMPANY

CC No.	Date	Company Name	Other Models	Device Type	Model	Accuracy Class	n	Capacity	Platform size	Comments
89-103P	10/02/89	Toledo Scale Corporation		Floor Scales	MG4500	III	5,000		40"x48" - 60"x84"	
89-104A1	11/02/90	Toledo Scale Corporation		Floor Scales	2155	III	6,000	1000 to 5000 lb	3' x 3' to 5' x 5'	Electronic
89-104P	04/25/90	Toledo Scale Corporation		Floor Scales	2155 Series	III	6,000	1,000 to 5,000 lb	3' x 3' - 5' x 5'	Electronic
89-104PA1	11/02/90	Toledo Scale Corporation	2155 0131, -0132, -0141, -0142, -0145, -0152, -0155	Indicating Elements	2155	III	6,000	1,000 to 5,000 lb	3' x 3' - 5' x 5'	Electronic
89-137	01/10/90	Toledo Scale Corporation		POS Scale	8215	III	3000	30 x 0.01 lb	17" x 11"	Digital Electronic
89-145	03/27/90	Toledo Scale Corporation		Indicating Elements	8510	III/III L	10,000			Digital Electronic
89-145A1	Amend 03/07/91	Toledo Scale Corporation	n-max: 10,000(III/III L); 100,000 (II).	Indicating Elements	8510	see below	see below			Digital Electronic
89-146	01/10/90	Toledo Scale Corporation		Indicating Elements	263	III				
90-001	02/27/91	Toledo Scale Corporation		Railroad Track Scale	7260	III L	6,800	340k x 50 lb	2 plat. 25x4'11ea	Digital Electronic
90-001P	02/16/90	Toledo Scale Corporation		Railroad Track Scale	7260	III L	6,800	340,000 x 50 lb	25'x4'11" each(2)	Digital Electronic
90-002	02/27/91	Toledo Scale Corporation		Floor Scales	2885	III	2,000	1,000 x 0.5lb	3" x 2.5"	Weighing Element-Load Cell Ele
90-002P	01/06/90	Toledo Scale Corporation		Floor Scales	2885	III	2,000	1000 X 0.5 lb	3' X 2.5'	Weighing Element
90-010	04 23 90	Toledo Scale Corporation		Weight Classifier	XX38 Series	III	5,000	25 - 1,000 lb		Load Cell Electronic
			1938 2038, 2138							



LISTING BY COMPANY

CC No.	Date	Company Name	Other Models	Device Type	Model	Accuracy Class	n	Capacity	Platform size	Comments
90-037	04/25/90	Toledo Scale Corporation		Computing Scale	8427	III	3,000	30 x 0.01 lb	15-1/2" x 9-3/4"	Digital Electronic
90-046	02/27/91	Toledo Scale Corporation	CLC=60,000lb	Vehicle Scale	7541	III L	10,000	200,000 lb	40x10" to 100x10"	Load Cell Electronic
90-046P	06/14/90	Toledo Scale Corporation		Vehicle Scale	7541	III L	10,000	20,000 lb	40x10" - 100x10"	
90-047	08/21/90	Toledo Scale Corporation		Bench and Counter Scale	2097	III	5000	25 to 1000 lb		Load Cell Electronic
					1997 & 2197; e min: 0.005 lb; capacity 15 to 600 kg.					
90-073	08/21/90	Toledo Scale Corporation		Printer	307					Thermal Electronic
90-076	08/22/90	Toledo Scale Corporation		Printer	325					Thermal Electronic
90-085	08/21/90	Toledo Scale Corporation		Bench and Counter Scale	XX96 Series	III	5000	25-1000lb		Load Cell Electronic
					Models: 1196; 2096; 2196					
90-147	03/12/92	Toledo Scale Corporation		Floor Scales	2157	III	2000/2500	see below		Digital Electronic
					Capacity by division: 2000 x 1 lb; 5000 x 2 lb; 10000 x 5 lb & 20000 x 10 lb					
91-089		Toledo Scale Corporation		Load Cell	744	III	see below	500 to 5,000 lb		IN PROCESS
					n = 3,000 S/5,000 M					
91-089P	06/06/91	Toledo Scale Corporation		Load Cell	744	III	see below			Bending Beam
					SC-3,000, MC-5,000.					
91-090		Toledo Scale Corporation		Load Cell	736	III/III L	see below	50 to 5,000 lb		IN PROCESS
					Class III, n = 3,000 S/Class III L, n = 10,000 S					
91-090P	06/06/91	Toledo Scale Corporation		Load Cell	736 Series	III/III L	see below	50 - 5,000 lb		Universal Beam ("S" Cell)
					SC-Class III: 3,000; SC-Class III L: 10,000.					
91-097	03/11/92	Toledo Scale Corporation		Floor Scales	2158	III	5,000	1,000 x 10000 lb	3x3" - 5x7"	Load Cell Electronic

LISTING BY COMPANY

CC No.	Date	Company Name	Other Models	Device Type	Model	Accuracy Class	n	Capacity	Platform size	Comments
91-107	03/12/92	Toledo Scale Corporation		Bench and Counter Scale	8213	III	1999	9.995 x 0.005 lb	12.5" x 14"	Digital Electronic
91-126	08/20/91	Toledo Scale Corporation	Other Capacity: 200 x 0.05 lb	Bench and Counter Scale	8213	III	5,000	100 x 0.02 kg	12.5" x 14"	Digital Electronic
91-128	03/12/92	Toledo Scale Corporation		Indicating Elements	8525	III	5000			Digital Electronic
92-023	03/26/92	Toledo Scale Corporation		Bench and Counter Scale	3026	III	3000	6 X 0.002 lb	9" x 9"	Over/Under Scale
92-036	04/16/92	Toledo Scale Corporation	CLC: 100000 & 120000 lb	Vehicle Scale	7565	III L	10,000	120k - 270k lb	see certificate	Electronic Weighing Element
92-054	04/02/92	Toledo Scale Corporation	capacities: 9 x 0.001 lb or 144 x 0.01 oz	POS Scale	PJ4000P/PJ4000GP	II	14,100	see below	7.24" x 9"	Digital Electronic
92-081		Toledo Scale Corporation		Bench and Counter Scale	3027					IN PROCESS
92-093		Toledo Scale Corporation		Computing Scale	8460					IN PROCESS
92-108		Toledo Scale Corporation	n = 3,000 S/5,000 M	Load Cell	745	III	see below	1k to 20k		IN PROCESS
<b>Totalcomp. Inc.</b>										
89-130	11/29/89	Totalcomp. Inc.		Load Cell	Nikkel NS	III	4,500 S	25 to 10,000 lb		Type "S" Load Cell
					Capacities (lb): 25, 50, 75, 100, 150, 200, 250, 300, 500, 600, 750, 1,000, 1,250, 1,500, 2,000, 2,500, 3,000, 4,000, 5,000, 7,500, 10,000					
89-130PA1	02/12/90	Totalcomp. Inc.		Load Cell	Nikkel NS	III/III L	5K, 10K S	25 to 20,000 lb		Type "S" load cell
					Class III, single cell, n = 5,000. Class III L, single cell, n = 10,000. Capacities (lb): 25, 50, 75, 100, 150, 200, 250, 300, 500, 600, 750, 1,000, 1,250, 1,500, 2,000, 2,500, 3,000, 4,000, 5,000, 7,500, 10,000, 15,000, 20,000					
89-131	11/29/89	Totalcomp. Inc.		Load Cell	Nikkel NSB and NSBT	III/III L	5,000 M	1,000 - 10,000 lb		Shear Beam
					Capacities (lb): 1,000, 2,000, 2,500, 4,000, 5,000, 10,000					

LISTING BY COMPANY

CC No.      Date      Company Name      Other Models      Device Type      Model      Accuracy Class      n      Capacity      Platform size      Comments

89-131-A1	02/21/91	Totalcomp, Inc.		Load Cell	Nikkei NSB & NSBT	III & IIIL	MC-5000	1000 - 10,000 lb		Shear Beam
89-132	11/29/89	Totalcomp, Inc.		Load Cell	Nikkei NDE	III/IIIL	5,000 M	5,000 - 50,000 lb		Double Ended Shear Beam
89-132A1		Totalcomp, Inc.	Capacities (lb): 5,000, 10,000, 20,000, 50,000	Load Cell		III		3000		IN PROCESS
91-110	07/22/91	Totalcomp, Inc.		Indicating Elements	T-80	III	3000			Digital Electronic
92-028	01/29/92	Totalcomp, Inc.		Load Cell	NBSS-XX	III & IIIL	see below	1,000 - 10,000 lb		Shear Beam
			SC-Class III: 5,000; SC-Class III L: 10,000. Optional Model Families: NBSS-XX:T & NBSS-XX-C.							

Tri-Coastal Industries

90-131	09/24/90	Tri-Coastal Industries		Hanging Scale	OKD-6	III	2,500	see below		Digital Electronic
			Capacities: 1,2500 x .5 lb, 2,500 x 1 lb, 5,000 x 2 lbs.							

Triangle Microsystems, Inc.

90-163	03/07/91	Triangle Microsystems, Inc.		Service Station Consoles/ECR	MPC-8 & MPC-16			see below		Digital Electronic
			Capacities: \$9,999.99 (total money), 999,999 (total gallons).							

Triner Scale & Manufacturing

89-144	01/30/90	Triner Scale & Manufacturing		Indicating Elements	600 E	III	1,000			Digital Electronic
92-095		Triner Scale & Manufacturing		Floor Scales	600B					IN PROCESS

Triple A Scale

92-040	03/25/92	Triple A Scale		Indicating Elements	600 E	III	1000			Digital Electronic
92-094		Triple A Scale		Floor Scales	600B					IN PROCESS

LISTING BY COMPANY

CC No.	Date	Company Name	Other Models	Device Type	Model	Accuracy Class	n	Capacity	Platform size	Comments
<b><u>Tru-Test Distributors Ltd.</u></b>										
90-103	09/11/90	Tru-Test Distributors Ltd.		Indicating Elements	AG 500-1	III/IIIL	3,000			Digital Electronic
<b><u>Tuthill Corporation</u></b>										
88-161	07/25/88	Tuthill Corporation		Service Station Consoles/ECR 500 Series				9999.99 gal		Service Station Controller
			520 or 527-SP, 521 or 528-SP, 540 or 547-SP, 541 or 548-SP, 580 or 587-SP, 581 or 588-SP							
92-076	05/07/92	Tuthill Corporation		Retail Motor Fuel Dispenser	FR712					Digital Ele. Vol. Only Display
<b><u>Tyrel Corporation</u></b>										
89-086	08/21/90	Tyrel Corporation		Indicating Elements	TC-10	III/IIIL	10,000			Digital Electronic
			TC-10 D, TC-10 DK, TC-10 W, TC-10 WK, TC-10 S, TC-10 WS, TC-10 WSK, TC-10 B, TC-10 BK							
89-086	03/28/90	Tyrel Corporation		Indicating Elements	TC-10	III/IIIL	10,000			Digital Electronic
			TC-10 D, TC-10 DK, TC-10 W, TC-10 WK, TC-10 S, TC-10 WS, TC-10 WSK, TC-10 B, TC-10 BK							
89-086 A1	01/03/91	Tyrel Corporation		Indicating Elements	TC-10	III/IIIL	10,000			Digital Electronic
			TC-10A							
91-033	04/18/91	Tyrel Corporation		Printer	TCP-10					Digital Electronic
91-063	02/06/92	Tyrel Corporation		Indicating Elements	UniWeigh					Personal Computer
<b><u>UHL Scale Service, Inc.</u></b>										
89-164	04/25/90	UHL Scale Service, Inc.		Vehicle Scale	3512, 2412, 2410	III L	6,000	30,000 lb	24'x10'-35'x12'	Load Cell Electronic
91-029	02/19/91	UHL Scale Service, Inc.		Vehicle Scale	40,60,70 & 80 Series	IIIL	6000	60k - 120 lb	see below	Weighing Element
			Series 40 - 4014, 4012 & 4010. Series 60 - 6014, 6012 & 6010. Series 70 - 7014, 7012 & 7010. Series 80 - 8012. Platform size(s): 40x10-14, 60x10-14, 70x10-14, 80x12.							

LISTING BY COMPANY

CC No. Date Company Name Other Models Device Type Model Accuracy Class n Capacity Platform size Comments

91-029A1 UHL Scale Service, Inc. Vehicle Scale 70 Series IN PROCESS

92-061 UHL Scale Service, Inc. Floor Scales XxXHP-YYK IN PROCESS

Unibridge Scale Systems

87-013P 06/17/87 Unibridge Scale Systems Vehicle Scale UBRSR 1301040 III L 10,000 200,000 x 20 lb 130' x 10' 5 sect Electronic Load Cell

88-030P 04/07/88 Unibridge Scale Systems Vehicle Scale UBXXH(R)YY40(CC) where XX may be PC, S, or C and where YY denotes length of scale and (R) and (CC) are options. 200k x 20 lb 70' x 10' Electronic Weighing Element

88-242P 03/29/89 Unibridge Scale Systems Vehicle Scale UBUSER701045 III L 8,000 160,000 x 20 lb 70' x 10' Pipe Lever

88-246 02/15/89 Unibridge Scale Systems Floor Scales UNBELSR0605 III 5,000 5,000 x 1 lb 6' x 5'4" Electronic load cell

88-246.A1 02/12/91 Unibridge Scale Systems Floor Scales UBE SERIES III 5000 25,000 x 5 lb 14' x 10" Electronic, Load Cell

89-073P 07/05/89 Unibridge Scale Systems Load Cell UBDEL8900 III L 8,000 M 50,000-100,000lb Double-Ended Shear Beam  
Capacities (lb): 50,000, 65,000, 100,000

91-099 06/07/91 Unibridge Scale Systems Load Cell DL9000 Series III L MC-10,000 50k - 100k lb Double Ended Shear Beam  
The load cells are offered as a DL 9000-10 for use in HB44 applications up to a maximum of 10,000 divisions and as a DL 9000-6 for applications up to 6000 divisions. Load cells of industrial grade (not for HB44 applications) carry the model designation of DL 9000-9.

92-045 Unibridge Scale Systems Vehicle Scale UBESH121022 IN PROCESS

Universal Weight Systems of Santa Rosa

92-068 05/06/92 Universal Weight Systems of Santa Rosa Computing Scale 2830 III 3,000 30 x 0.01 lb 17.25" x 10.75" Load Cell Electronic

LISTING BY COMPANY

CC No.	Date	Company Name	Other Models	Device Type	Model	Accuracy Class	n	Capacity	Platform size	Comments
<b><u>Universel Epsco, Inc.</u></b>										
91-116	08/02/91	Universel Epsco, Inc.		Retail Motor Fuel Dispenser	4000M-XX-X Part No. 9-30 & Part No. 9-32					Series 4000 Retail Dispenser
91-117	08/02/91	Universel Epsco, Inc.		Retail Motor Fuel Dispenser	8000M-X-XX					Motor Fuel Dispenser
91-118		Universel Epsco, Inc.		Retail Motor Fuel Dispenser	7000					IN PROCESS
91-119		Universel Epsco, Inc.		Retail Motor Fuel Dispenser	3000					IN PROCESS
91-151	10/01/91	Universel Epsco, Inc.		NO DEVICE TYPE	7100M-X-XX					Motor Fuel Dispenser
<b><u>Veeder-Root</u></b>										
90-143PN	10/09/90	Veeder-Root		Retail Motor Fuel Register	2003					RMFD Mechanical Computer
Pre-NTEP CC based on OWM ROT 498 and 523 (issued to 2002E) and info from manufacturer. 2003 identical to 2002E except left money wheel goes from 0 - 14 instead of 0-9.										
<b><u>Vertex Industries, Inc.</u></b>										
86-015	06/25/86	Vertex Industries, Inc.		Grain Test Scale	DWM2-1SE	II	12000	120 x .01 g	4.4" x 3.2" scoop	Mechanical-Equal Arm
87-019	05/21/87	Vertex Industries, Inc.		Prescription Balance	DRX-3	III	6,000	60 x 0.01g	3" dia.	Mechanical Analog Balance
<b><u>W.R. Grace &amp; Co.</u></b>										
86-034	01/08/87	W.R. Grace & Co.		Dry Measure	536			1 dry quart		Polystyrene Foam Berry Basket
87-091	03/10/88	W.R. Grace & Co.		Dry Measure	24P			1 dry pint		Polystyrene Foam Berry Basket

LISTING BY COMPANY

CC No.	Date	Company Name	Other Models	Device Type	Model	Accuracy Class	Capacity	Platform size	Comments
<u>Wayne Division</u>									
86-031	01/08/87	Wayne Division		Retail Motor Fuel Dispenser	141U-KP 141U/K, 142U/K, 143U/K, 141-1U/K, 142-1U/K, 143-1U/K		999.9 x 0.1 gal		Electro-Mechanical Analog
87-035	09/01/87	Wayne Division		Retail Motor Fuel Dispenser	DS1/375-1L/19		999.999 gal		Supersedes by 87-035A
87-035A	06/16/89	Wayne Division		Retail Motor Fuel Dispenser	DS1/585-1L/19EG Model DS1/375-1L/19G (CC No. 87-035). For use in retail service stations.		999.999 Gallons		Digital Electronic
87-036	09/01/87	Wayne Division		Retail Motor Fuel Dispenser	DS1/387-1L/19		999.999 gal		Digital retail dispenser
87-036A	06/16/89	Wayne Division		Retail Motor Fuel Dispenser	DS1/387-1L/19EG DS1/387/1L/19G (CC No. 87-036). For use in retail service stations.		999.999 Gallons		Digital Electronic
88-262	01/26/89	Wayne Division		Retail Motor Fuel Dispenser	DDX-490-1L Series		99.999 vol units		Superseded by 88-262A1
88-262.A1 Amend	04/18/91	Wayne Division		Retail Motor Fuel Dispenser	DDX-490-L SERIES Capacity: \$999.99 Total Price; 999.999 Volume Units; \$9.999 Unit Price.		see below		Electronic Computing
88-262A1	05/01/89	Wayne Division		Retail Motor Fuel Dispenser	DDX-490-1L-Series		999.999 vol units		Digital Electronic Multi-Pro
88-262A2	05/05/92	Wayne Division		Retail Motor Fuel Dispenser	DDX-490-1L Series Capacities: \$999.99 Total Price, 99.999 Volume Units, 9.999 Unit Price.		see below		Digital Electronic Multi-Pro.
88-263	11/01/88	Wayne Division		Service Station Consoles/ECR	WP/CT				Superseded by 88-263A1
88-263A1	03/13/90	Wayne Division		Service Station Consoles/ECR	WP/CT				Generic Names Wayne "Plus2 & 3
89-011	10/24/89	Wayne Division		Retail Motor Fuel Dispenser	DD1/590-23/G		999.999 total vol		Electronic Computing
89-036	08/17/89	Wayne Division		Retail Motor Fuel Dispenser	PLX-39-IL Series		99.999 vol units		Digital Electronic Multi-Pro.

LISTING BY COMPANY

CC No.	Date	Company Name	Other Models	Device Type	Model	Accuracy Class	n	Capacity	Platform size	Comments
89-036	amended 04/18/91	Wayne Division		Retail Motor Fuel Dispenser	DLX-390-1L SERIES			999.999 Gallons		Electronic Computing Multi-Pro
89-036A1	05/05/92	Wayne Division		Retail Motor Fuel Dispenser	DLX-390-1L Series			see below		Digital Electronic Multi-Pro.
			Capacities: \$999.99 Total Price, 99.999 Volume Units, 9.999 Unit Price.							
89-076	10/24/89	Wayne Division		Retail Motor Fuel Dispenser	DL1/395-1L/19G			999.999 Total Vol		Electronic Computing Blending
89-149	01/10/90	Wayne Division		Retail Motor Fuel Dispenser	DLX/35 Series					High Capacity Digital Comput.
89-149 Amended	04/18/91	Wayne Division		Retail Motor Fuel Dispenser	DLX/35X Series					High Capacity Digital Comput
89-150PN	01/12/90	Wayne Division		Retail Motor Fuel Dispenser	DLX/360,DLX/370 Sers			999.999 total vol		Digital Electronic Multi-Pro.
90-004	02/16/90	Wayne Division	V590DX	Retail Motor Fuel Dispenser	V590D Series			999.999 TOTAL VOL		Digital Electronic Computing
90-005	02/16/90	Wayne Division	V387DX	Retail Motor Fuel Dispenser	V38XD Series			999.999 Total Gal		Digital Electronic Computing
90-005.A1	04/18/91	Wayne Division		Retail Motor Fuel Dispenser	V38XD Series		V38XD Series	999.999 Total Vol		Digital Electronic Computing
90-006	02/16/90	Wayne Division	V490DX	Retail Motor Fuel Dispenser	V490D Series			999.999 total vol		Digital Electronic Multi-Pro.
90-007	02/16/90	Wayne Division	V390DX	Retail Motor Fuel Dispenser	V39XD Series			99.999 Total Vol		Digital Electronic Multi-Pro.
90-007.A1	04/18/91	Wayne Division		Retail Motor Fuel Dispenser	V39XXX Series			see below		Digital Electronic Multi-Pro.
			Capacities: \$999.99 Total Price, 99.999 Total Volume & \$9.999 Total Unit Price.							
90-130	11/02/90	Wayne Division		Retail Motor Fuel Dispenser	DLX-390-1L Series			\$999.99 Total Vol		Digital Electronic Multi-Pro.



LISTING BY COMPANY

CC No.	Date	Company Name	Other Models	Device Type	Model	Accuracy Class	n	Capacity	Platform size	Comments
91-034	04/18/91	Wayne Division		Retail Motor Fuel Dispenser	V395D Series					Digital Electronic Computing
				Minimum Flow Rate: 0.3 gpm, Maximum Flow Rate: 19.5 gpm.						
91-035	04/18/91	Wayne Division		Retail Motor Fuel Dispenser	V58XXX Series					Digital Electronic Computing
				Minimum Flow Rate: 0.3 gpm, Maximum Flow Rate: 19.5 gpm.						
92-085		Wayne Division		Retail Motor Fuel Dispenser	xxxxxxx					IN PROCESS
<b><u>Webster Scale, Inc.</u></b>										
88-300P	01/11/90	Webster Scale, Inc.		Vehicle Scale	MT, MTD Series	III L	7,500	80,000-200,000 lb	30x12' to 140x12'	Electromechanical
					MT 30402-12, MT 34403-12, MT 40403-10, MT 40403-12, MTD 40403-10, MT 60404-10, MT 60404-12, MTD 60404-10, MT 70404-10, MT 70405-10, MT 80405-12, MT 80405-10, MT 80405-10, MTD 80405-10, MT 100407-10, MT 100407-12, MTD 100406-12, MTD 100406-10, MT 120407-10, MT 120407-12, MT 140408-10, MT 140408-12					
88-312	05/15/90	Webster Scale, Inc.		Livestock Scale	LR Series	III L	10,000	50,000 lb	400 - 680 cu. ft.	Electromechanical
					LR 20402-20, 22402-20, 24402-20, 26402-20, 28402-20, 30402-20, 32402-16, 34402-17, 34402-18, 34402-20, 28403-20, 30403-20, 34403-16, 34403-17, 34403-18, 34403-20, CLC=34,000 lb.					
<b><u>Weigh-Tronix, Inc.</u></b>										
87-031	07/14/87	Weigh-Tronix, Inc.		Indicating Elements	5788	III/III L	10,000			Digital Indicating Element
87-038	09/01/87	Weigh-Tronix, Inc.	3401	Computing Scale	3400	III	3,000	30 x 0.01 lb	12"x12"	Digital Computing Scale
87-038A	09/22/88	Weigh-Tronix, Inc.	Model 3400-X, Model 3400 PLU	Computing Scale	3400	III	3,000	30 x 0.01 lb	12 " x 12 "	Digital Electronic
87-042	09/14/87	Weigh-Tronix, Inc.	5790R, 5790S	Indicating Elements	5790	III/III L	5,000			Digital Indicating Element
87-066	09/29/87	Weigh-Tronix, Inc.		Indicating Elements	WI 110	III/III L	6K,10K			Digital Indicating Element
87-066A	09/29/87	Weigh-Tronix, Inc.		Indicating Elements	WI 110	III/III L	6K,10K			Digital Electronic

LISTING BY COMPANY

CC No.	Date	Company Name	Other Models	Device Type	Model	Accuracy Class	n	Capacity	Platform size	Comments
87-090	08/30/88	Weigh-Tronix, Inc.		Load Cell	WBP & WBR WBP-0.50K, -1.25K, -2.50K, -5.00K, -1000, -2000. Capacities: 500 - 2000 lb	III	5,000 M	500-5,000 lb		Bending Beam
87-090.A2	09/24/90	Weigh-Tronix, Inc.		Load Cell	WBP, WBR, WBL	III	5000	500 - 50,000 lb		Shear Beam
87-090.A3	03/07/91	Weigh-Tronix, Inc.		Load Cell	WBP, WBR, WBL	III	5,000	500 to 50,000 lb		Bending Beam
87-090A	07/25/88	Weigh-Tronix, Inc.		Load Cell	WBP WBP-10.0K, WBP-20.0K, WBP-25.0K, WBP-50.0K: Capacities (lb): 10,000; 20,000; 25,000; 50,000	III	5000 M	10000 to 50000 lb		Bending Beam
87-090P	12/29/87	Weigh-Tronix, Inc.		Load Cell	WBP WBP-0.50K, WBP-1.25K, WBP-2.50K, WBP-5.00K: Capacities (lb): 500, 1250, 2500, 5000	III	5000 M	500 to 5000 lb		Superseded by 87-090A
87-090PA	04/20/88	Weigh-Tronix, Inc.		Load Cell	WBR WBR-1000, WBR-2000: Capacities (lb): 1000, 2000	III	5000 M	500 to 5000 lb		Superseded by 87-090A
87-093	12/30/87	Weigh-Tronix, Inc.	2520-1	Bench and Counter Scale	3835	III	5,000	250 x .05 lb	20" x 20"	Superseded by 87-093A1
87-093A1	02/16/90	Weigh-Tronix, Inc.		Floor Scales	3835	III	5,000	250 x 0.05 lb	20" x 20"	Digital Electronic
87-095	07/25/88	Weigh-Tronix, Inc.		Load Cell	WBP WBP-.125K, WBP-.250K: Capacities (lb): 125, 250	III	5000 M	125 and 250 lb		Bending Beam
87-095.A1		Weigh-Tronix, Inc.		Load Cell	WBP					IN PROCESS
87-095P	01/11/88	Weigh-Tronix, Inc.		Load Cell	WBP WBP-XXXX where XXXX is the code for the capacity of the load cell. Capacities (lb): 125, 250	III	5000 M	125 and 250 lb		Superseded by 87-095
87 119	06 25 88	Weigh Tronix Inc		Load Cell	WBT WBT-37.5 K, WBT-50.0 K, WBT-75.0 K	III L	10,000 M	37500 to 75000 lb		Bending Beam

The only difference b/t the WBP, WBR, & WBL is in the end mounts. These differences are not considered to be metrologically significant. Models: WBP-.500K, WBP-1.25, WBP-2.50K, WBP-5.00K, WBP-10.0K, WBP-20.0K, WBP-25.0K, WBP-50.0K, WBR-1000, WBR-2000, WBL-500K, WBL-1.25K, WBL-2.50K & WBL-5.00K.

LISTING BY COMPANY

CC No.	Date	Company Name	Other Models	Device Type	Model	Accuracy Class	n	Capacity	Platform size	Comments
87-119A2	10/01/91	Weigh-Tronix, Inc.		Load Cell	WBT	III L				
87-119P	02/17/88	Weigh-Tronix, Inc.		Load Cell	WBT	III L	10000 M	37500 to 75000 lb		Superseded by 87-119
87-119PA	07/25/88	Weigh-Tronix, Inc.		Load Cell	WBT	III L	10,000 M	37500 to 75000 lb		Superseded by 87-119
87-120	07/25/88	Weigh-Tronix, Inc.		Load Cell	WBC	III L	6,000 S	250 to 2500 lb		Bending Beam
87-120P	02/17/88	Weigh-Tronix, Inc.		Load Cell	WBC	III L	10000 S	250 to 2500 lb		Superseded by 87-120
87-121	03/01/88	Weigh-Tronix, Inc.		POS Scale	4000-1	III	3,500	30 x 0.01 lb	12" x 14"	Superseded by 87-121A3
87-121.A4	06/13/91	Weigh-Tronix, Inc.		Indicating Elements	4000-1 & IS-4100	III	3500	see below	12" x 14"	Digital Electronic
87-121A2	10/28/88	Weigh-Tronix, Inc.		Weight Classifier	4000-1	III	5,000	100 x 0.1lb	12" x 14"	Superseded by 87-121A3
87-121A3	01/30/90	Weigh-Tronix, Inc.		Weight Classifier	4000-1, 4100	III	5,000	100 x 0.1 lb	12" x 14"	Digital Elec. Wt. Classifier
88-020	03/01/88	Weigh-Tronix, Inc.		Indicating Elements	560	III/III L	10,000			Digital Indicating Element
88-025	03/01/88	Weigh-Tronix, Inc.		Computing Scale	1150; 1151; 3420	III				UPC Labeling System
88-026	03/01/88	Weigh-Tronix, Inc.		Computing Scale	3420	III	3,000	30 x 0.01 lb	12" x 12"	Digital Electronic
					3401 (remote display)					

LISTING BY COMPANY

CC No.	Date	Company Name	Other Models	Device Type	Model	Accuracy Class	n	Capacity	Platform size	Comments
88-039	09/26/88	Weigh-Tronix, Inc.		Load Cell Capacities (lb): 250, 500, 1000, 2500	WBC	III	3,000 S	250 to 2500 lb		Bending Beam
88-039P	04/07/88	Weigh-Tronix, Inc.		Load Cell Capacities (lb): 250, 500, 1000, 2500	WBC	III L	5,000 S	250 - 25k lb		Superseded by 88-039
88-046	08/30/88	Weigh-Tronix, Inc.		Load Cell WBM-37.5K, WBM-50.0K, WBM-75.0K	WBM	III L	6,000 M	37,500 -50,000 lb		Bending Beam
88-080P	05/03/88	Weigh-Tronix, Inc.		Vehicle Scale FMTS 4010-60T, -7010-60T, -8010-60T, -4012-60T, -6012-60T, -7012-60T	FMTS 6010-60T	III L	6,000	120,000 lb	60' x 10'	Load Cell Electronic
88-104	05/25/88	Weigh-Tronix, Inc.		Bench and Counter Scale BS 1414, BS 1818, BS 2424	BS 2020	III	5,000	100 x .02 lb	20 "x 20 "	Elect. Bench Scale Weigh Ele.
88-104A1	01/25/89	Weigh-Tronix, Inc.		Bench and Counter Scale BS 2424	BS 2020	III	5,000	See models field	See models field	Electronic Weighing Element
88-221	09/11/90	Weigh-Tronix, Inc.		Vehicle Scale Model Designation: DS XXXX-YY & DSFS-XXXX-YY where XXXX is platform size and YY is capacity in thousands of pounds. DS Series: capacity 500 to 20,000lb, platform: 24 x 24 to 144 x 108. DSFS Series: capacity 500 to 20,000lb, platform 24 x 24 to 84 x 60	DS & DSFS	III	5,000	500 to 20,000 lb	see below	
88-222	11/09/89	Weigh-Tronix, Inc.		Floor Scales see certificate for specific models, capacities, & platform sizes.	LP Series	III		see certificate	see certificate	Digital Electronic Low Profile
88-222PN	10/11/88	Weigh-Tronix, Inc.		Floor Scales LP 3636-02, -4848-05, -6060-05, -6060-10, -7248-05, -7248-10, -7260-10, -7260-20, -7272-10, -7272-20, -8460-10, -8460-20, -9672-20, -9672-30, -10884-40, -10884-40, -108144-20. LPF 3636-02, -4848-05, -6060-10, -6060-20, -7248-05, -7248-10, -7260-10, -7260-20, -8460-10, -8460-20. LPFS 3636-02, -4848-05, -6060-05, -6060-10, -6060-20, -7248-05, -7248-10, -7260-10, -8460-20	LP Series	III		see certificate	see certificate	Digital Electronic Low Profile
88-223	01/27/92	Weigh-Tronix, Inc.		Monorail Scale MRS-24-01, MRS-24-02, MRS-48-01 & MRS-48-02. Capacities: 1,000x0.5 lb, 2,000x1.0 lb.	MRS Series	III	2000	See below		Digital Electronic
88-223PN	10/11/88	Weigh-Tronix, Inc.		Monorail Scale MRS-24-01, -24-02, -48-01, -48-02	MRS Series	III	2,000			Digital Electronic

LISTING BY COMPANY

CC No.	Date	Company Name	Other Models	Device Type	Model	Accuracy Class	n	Capacity	Platform size	Comments
88-230	09/12/88	Weigh-Tronix, Inc.	DS 3030A-01, capacity 1000 lbs	Bench and Counter Scale	DS 2424A-005	III	5,000	500 lbs	2' x 2'	Electronic Load Cell
88-232	10/28/88	Weigh-Tronix, Inc.	-4848-5, -4848-10, -4860-5, -4872-10, -6060-5, -6060-10, -6060-20, -6072-10, -6084-10, -6084-20, -6084-30	Floor Scales	STE and SLE	III	5,000	5K, 10K, 20K, 30K	see certificate	Electronic Load Cell
88-232A	04/19/89	Weigh-Tronix, Inc.	-4848-5, -4848-10, -4860-5, -4872-10, -6060-5, -6060-10, -6060-20, -6072-10, -6084-10, -6084-20, -6084-30	Floor Scales	STE and SLE	III	5,000	5k to 30k lb	48"x48" - 60"x84"	Electronic Load Cell
88-235	09/12/88	Weigh-Tronix, Inc.		Indicating Elements	WI-120	III/III L	10,000			Digital Electronic
88-235A	04/04/89	Weigh-Tronix, Inc.	WP 230 WP 231	Indicating Elements	WI-120	III/III L	10,000			Digital Electronic
88-236	09/22/88	Weigh-Tronix, Inc.	575R, 575S	Indicating Elements	575	III/III L	5,000			Digital Electronic
88-252	10/28/88	Weigh-Tronix, Inc.	Remote indicator: Model 3800R. Optional capacities: 10 - 50 lbs, 160 - 1600 oz, 5 - 50 kg	Bench and Counter Scale	3825	III	5,000	100 x .02 lbs	12" x 14"	Digital Electronic
88-268	10/28/88	Weigh-Tronix, Inc.	Remote indicator: Model 3800R. Optional capacities: 10 - 50 lbs, 160 - 1600 oz, 5 - 50 kg	Bench and Counter Scale	3815	III	5,000		12" x 14"	Digital Electronic
88-291	01/25/89	Weigh-Tronix, Inc.		Floor Scales	DFE and FLE Series	III	3k-5k	500 to 20000 lb	24x24 - 96x120 in	Superseded by 88-291A1
88-291A1	10/02/89	Weigh-Tronix, Inc.	The model designation consists of the series name (i.e. DFE or FLE) followed by the platform size and the scale capacity in thousands of pounds. Example: DFE-2424-.5, where the platform size is 24" x 24" and the scale capacity is 500 lb. Range of capacities 500 lb to 20,000 lb	Floor Scales	DFE and FLE Series	III		500 to 20,000 lb	24x24 - 96x120 in	
88-291A2	05/31/91	Weigh-Tronix, Inc.	DFE & FLE Series XXX-2424-.5, XXX-2424-1, XXX-3030-1, XXX-3030-2, XXX-3030-5, XXX-3636-2, XXX-3636-5, XXX-4848-2, XXX-4848-5, XXX-4848-10, XXX-4848-20, XXX-4848-5, XXX-4860-2, XXX-4860-5, XXX-4860-10, XXX-6060-2, XXX-6060-5, XXX-6060-10, XXX-6060-20, XXX-6060-5, XXX-6060-10, XXX-6060-20, XXX-6072-2, XXX-6072-5, XXX-6072-10, XXX-6072-20, XXX-6072-5, XXX-6072-10, XXX-6072-20, XXX-6084-5, XXX-6084-10, XXX-6084-20, XXX-6084-5, XXX-6084-10, XXX-6084-20, XXX-96120-20 & XXX-96120-20.	Floor Scales	DFE & FLE Series	III	5000	500 to 20,000 lb	24x24 - 60x72	Load Cell Electronic

LISTING BY COMPANY

CC No.	Date	Company Name	Other Models	Device Type	Model	Accuracy Class	n	Capacity	Platform size	Comments
88-299	05/25/89	Weigh-Tronix, Inc.	Load Cell	CK-100 Series WBC-250, WBC-500, WBC-1000, WBC-2500. Capacities (lb): 250, 500, 1000, 2500	III L	6000	250 to 2500 lb		Conversion Kit	
88-307	01/25/89	Weigh-Tronix, Inc.	Vehicle Scale	FMTS 7010-100T FMTS 4010-70T, -6010-100T, -8010-100T, -10010-100T, -4012-70T, -4712-70T, -6012-100T, -7012-100T, -8012-100T	III L	10,000	200,000 lb	70 x 10 ft	Load cell Electronic	
88-307.A1	08/05/91	Weigh-Tronix, Inc.	Vehicle Scale	FMTS Series FMTS 4010-70T, FMTS 4710-70T, FMTS 6010-100 T, FMTS 8010-100T, FMTS 9310-100T, FMTS 10010-100 T, FMTS 4011-70 T, FMTS 4711-70T, FMTS 6011-100T, FMTS 8011-100T, FMTS 9311-100T, FMTS 4012-70T, FMTS 4712-70T, FMTS 6012-100T, FMTS 7012-100T, FMTS 8012-100T, FMTS 9310-100THD, FMTS 10010-100THD, FMTS 10010-100THD, FMTS 6011-100THD, FMTS 7011-100THD, FMTS 8011-100THD, FMTS 9311-100THD, FMTS 10010-100THD, FMTS 7012-100THD & FMTS 8012-100 THD. Capacities: 140,000 lb - 200,000 lb. Platform: 40 x 10ft, 47 x 10ft, 80 x 10ft, 93 x 10ft, 100 x 10ft, 93 x 11ft, 93 x 11ft, 40 x 12 ft, 47 x 12ft, 60-80 x 12 ft. CLC: 70,000 lb - 80,000 LB.	III L	10,000	see below	see below	Load Cell Electronic	
88-309	01/25/89	Weigh-Tronix, Inc.	Bench and Counter Scale	2200-1 Capacities (lb) 10, 50, 100	III	5,000	25 x .005 lbs	12" x 13"	Digital Electronic	
88-310	01/25/89	Weigh-Tronix, Inc.	Printer	WP-240					Dot matrix	
89-002	02/10/89	Weigh-Tronix, Inc.	Vehicle Scale	MTS 6010-60T MTS 3010-30T, MTS 7010-60T, MTS 7012-60T. Capacities (lb): 60,000 and 120,000	III L	6,000	120,000 x 20 lbs	60 x 10 ft	Load Cell; Electronic	
89-105	10/02/89	Weigh-Tronix, Inc.	Floor Scales	SC-100	III	1000	500 x 0.5 lb	27 x 28.5 in	Digital Electronic Platform SC	
89-106	10/06/89	Weigh-Tronix, Inc.	Hanging Scale	HSDC 200	III	1995	195 x .1 lb		Digital Electronic	
89-123	12/20/89	Weigh-Tronix, Inc.	Computing Scale	3400 3401 (remote display), 3400-X, 3400 PLU	III	3,000	30 x 0.01 lbs	12" x 14"	Digital Electronic	
89-124	12/20/89	Weigh-Tronix, Inc.	Computing Scale	3450 Other capacities (lb): 15, 50, 100	III	3,000	30 x .01 lb	12" x 14"	Digital Electronic	
90-029	02/14/90	Weigh-Tronix, Inc.	Hanging Scale	PCSR 3400 3401 (remote display)	III	5000	2000 x 1 lb		Digital Electronic	
90-030	02/14/90	Weigh-Tronix, Inc.	Indicating Elements	WI-171	III	5000			Electronic, Price Computing	



LISTING BY COMPANY

CC No.	Date	Company Name	Other Models	Device Type	Model	Accuracy Class	n	Capacity	Platform size	Comments
90-132	09/24/90	Weigh-Tronix, Inc.		Bench and Counter Scale platform: 30 x 30 to 96 x 72.	DSLXXXX-YY	III	5,000	2,000 - 10,000	see below	Low Profile-Load Cell Elec.
90-132.A1	08/09/91	Weigh-Tronix, Inc.		Bench and Counter Scale	DSLXXXX-YY	III	5,000	2 K, 5 K, 10,000K	see below	Low Profile-Load Cell Elec.
90-134	10/02/90	Weigh-Tronix, Inc.		Indicating Elements Description: The "Digital Motion Stabilizer" package is a digital filter software package for electronic digital indicators.	Motion Stabilizer	III/IIII				Digital Filter Package
90-135	03/07/91	Weigh-Tronix, Inc.		Weight Classifier n-max: 320 (0-2 lb); 2240 (2-70 lb). capacities: 0-2 lb x 0.1 oz / 2-70 lb x 0.5 oz.	A120-TA	III	see below	see below	12" x 13"	Digital Electronic Computing
90-137	10/02/90	Weigh-Tronix, Inc.		Hanging Scale	HS-100	III	1950	195 x .1 lb		Load Cell Electronic
91-024	02/01/91	Weigh-Tronix, Inc.		Indicating Elements The Model WI-190M is the main electronics module that contains the analog to digital converter, microprocessor controller, and calibration storage.	WI-190M	III	5000			Indicator Electronics
91-062	04/15/91	Weigh-Tronix, Inc.		Indicating Elements The WI-114 is a weight display that sums the weight values from up to 3 separate Model WI-10 weight indicating elements. It is intended to be used on a vehicle scale with up to 3 individual weighing elements to provide axle-load weights plus the gross weight of the vehicle to comprise a single weighing system.	WI-114	III/III L	10,000			Digital Electronic
91-124.A1	08/12/91	Weigh-Tronix, Inc.		Bench and Counter Scale	SC300P or T	III		50 - 250 lb		Digital Electronic
92-051	03/26/92	Weigh-Tronix, Inc.		POS Scale capacities: 30.00 x 0.01 lb/29.99 x 0.01 lb. Trademark Name: NCI.	47XX	III	3000	see below	10" x 14"	Digital Electronic
<b><u>Weldotron Corporation</u></b>										
91-018	01/31/91	Weldotron Corporation		Prepackaging Scale Includes Models 9602, 9603, 9605, 9609, 9610, 9612. CC based on CC 88-174.A1 issued to NBI, Inc. & information provided by mfg. Corresponding models for all but 9612/9612 included based on mfg. information. CC based on CC 88-174.A1 issued to NBI, inc. & info provided by mfg. information.	9000 Series	III	3,000	30 x 0.01 lb	13-1/4" x 11-1/4"	Prepackaging Scale




LISTING BY COMPANY

CC No.	Date	Company Name	Other Models	Device Type	Model	Accuracy Class	Capacity	Platform size	Comments
<u>Weldtec Scales</u>									
89-135PN	11/02/89	Weldtec Scales		Vehicle Scale	50-60T	III L	120,000 lb	50' x 10'	
<u>Western Scale Company Limited</u>									
87-029	07/14/87	Western Scale Company Limited		Indicating Elements	DF 2000	III/III L	5,000		Digital Indicating Element
87-117	03/10/88	Western Scale Company Limited		Indicating Elements	DF-1000	III/III L	10,000		Digital Indicating Element
<u>William M. Wilson's Sons, Inc.</u>									
86-005	05/06/86	William M. Wilson's Sons, Inc.		Service Station Consoles	ECR 2000S-CFN-SC				Digital Electronic
86-006	05/06/86	William M. Wilson's Sons, Inc.		Indicating Elements	2001, 2002				Digital Electronic
88-279	01/25/89	William M. Wilson's Sons, Inc.		Retail Motor Fuel Dispenser	Gasboy 8800 Series		see below		Superseded by 88-279A1
			8852, 8853.	Capacities: \$999.99 Total Money, 999.999 Total Volume, \$9.999 Total Value					
88-279A1	05/25/89	William M. Wilson's Sons, Inc.		Retail Motor Fuel Dispenser	Gasboy 8800		see below		Electronic Computing
			8852, 8853.	Capacities: \$999.99 Total Money, 999.999 Total Volume, 9.999 Total Unit Price					
88-281	01/25/89	William M. Wilson's Sons, Inc.		Retail Motor Fuel Dispenser	Gasboy 8000 Series		999.9 total vl		superseded by 88-281A1
			8052, 8053, 8652, 8653, 8752, 8753						
88-281A1	05/25/89	William M. Wilson's Sons, Inc.		Retail Motor Fuel Dispenser	Gasboy 8000		999.9		
			8052, 8053, 8652, 8653, 8752, 8753						
88-282	01/25/89	William M. Wilson's Sons, Inc.		Retail Motor Fuel Dispenser	Gasboy Submersible		999.9 total vol		Mechanical; Volume Only
			53 RDX, 2150 RDX, 8553 RDX, 8553 RDX TW						
88-283	01/25/89	William M. Wilson's Sons, Inc.		Retail Motor Fuel Dispenser	Gasboy Self-Con Vol		999.9 total vol		Mechanical; Volume Only
			52, 5200, 53, 5300, 8552, 8552TW, 8553, 8553TW						



LISTING BY COMPANY

CC No.	Date	Company Name	Other Models	Device Type	Model	Accuracy Class	Capacity	Platform size	Comments
89-014P	04/04/89	Winslow Scale Company		Vehicle Scale	94-8070	III L	160,000 lb	70' x 10'	Digital Weighing Element
89-085P	04/24/91	Winslow Scale Company	CLC: 48,000 lb.	Vehicle Scale	84-8070 84-6060, 84-6070, 84-6080, 84-6100, 84-8050, 84-8060, 84-8070, 85-8080, 85-10060, 84-10070, 84-10080 & 86-100100.	III L	160k x 20 lb	70' x 10'	Digital Electronic
92-035		Winslow Scale Company		Indicating Elements	Type Series 7				IN PROCESS
92-086		Winslow Scale Company		Vehicle Scale	42, 43 & 44 Series				IN PROCESS
<b><u>Wisconsin Electrical Mfr. Co., Inc</u></b>									
88-099	06/28/88	Wisconsin Electrical Mfr Co . Inc	HMB 3000	Indicating Elements	HML-3000	III L	10,000		Digital Electronic
91-160	03/23/92	Wisconsin Electrical Mfr Co . Inc		Indicating Elements	HI 2150 WC-(XX)	III/III L	10,000		Digital Electronic



**LISTING BY DEVICE TYPE**



LISTING BY DEVICE TYPE

CC No.	Date	Company Name	Other Models	Device Type	Model	Accuracy Class	n	Capacity	Platform size	Comments
<b><u>Belt Conveyor Scale</u></b>										
92-032	02/03/92	Ramsey Technology Inc.		Belt Conveyor Scale	10-14A SERIES 10-14A-3; 10-14A-4. Scale Capacity: Min-108 tph; Max-10,800 tph.					Load Cell Electronic
<b><u>Bench and Counter Scale</u></b>										
87-041	09/29/87	A&D Engineering, Inc.	FV-30KA2, FV-60KA2, FV-150KA1	Bench and Counter Scale	FV-60KA1	III	3100	60 x .02 kg	15.4" x 20.8"	Superseded by 87-041A
87-041A	04/19/89	A&D Engineering, Inc.	FV-30KA2, FV-60KA2, FV-150KA1	Bench and Counter Scale	FV-60KA1	III	3,100	60 x .02 kg		Digital Bench Scale
90-061.A1	01/24/91	A&D Engineering, Inc.		Bench and Counter Scale	FW Series Platform: 15.4" x 20.8" (KA1); 12.8" x 16.5" (KA2)	III	10,000	300 lbs	see below	Superseded by 90-061.A2
90-061.A2	02/12/91	A&D Engineering, Inc.		Bench and Counter Scale	FW SERIES Platform: 12.8" x 16.5" (KA2), capacities - 12, 60, 120, 200 & 300 lbs.	III	10,000	see below	15.4"x20.8" (KA1)	Digital Electronic
90-061.A2	AMEND 08/14/91	A&D Engineering, Inc.		Bench and Counter Scale	FW Series Platform: 15.4" x 20.8" (KA1)-12.8" x 16.5" (KA2).	III	10,000	see certificate	see below	Digital Electronic
90-064	08/21/90	A&D Engineering, Inc.		Bench and Counter Scale	FV-60KA1 FV-30KA2, FV-60KA2, FV-150KA1. Other capacities: 60 x .02 kg, 1920 x 1 oz	III	3,100	120 x .05 lb	15.4" x 20.8"	Digital Electronic
90-096	08/21/90	A&D Engineering, Inc.		Bench and Counter Scale	FV-60KAS1 FV-60KAS2 60 x 0.2kg, 150 x 0.5 lb, 2400 x 1 oz, 12.8" x 16.5"	III	3,000	60 x .02 kg	15.4" x 20.8"	Digital Electronic
90-140		Airway Scale and Mfg Co., Inc.		Bench and Counter Scale	XX XL YY	III				IN PROCESS
87-071	12/30/87	Avery Weighing Technology	Optional capacity: 30 x 0.01 lb	Bench and Counter Scale	3359	III	3,000	60 x .02 lb	350mm x 350mm	Digital Bench Scale
87-071A	09/22/88	Avery Weighing Technology	Optional capacities: 30 x 0.01 lb, 60 x 0.02 lb	Bench and Counter Scale	3359	III	2,000	100 x 0.05 lb	350 mm x 350 mm	Digital Electronic

LISTING BY DEVICE TYPE

CC No.	Date	Company Name	Other Models	Device Type	Model	Accuracy Class	Capacity	Platform size	Comments
86-007	05/28/86	Baader North America Corp.		Bench and Counter Scale	1020.30.73	III	300 kg (600 lb)	24" x 19 1/2"	
			10XX.10, 10XX.20, 10XX.30, 10XX.40						
88-181	08/30/88	Berkel Incorporated	680 CW MKII	Bench and Counter Scale	680 MKII	III	30 x 0.01 lb	384 mm x 280 mm	Digital Electronic
90-095	08/21/90	Berkel Incorporated	RS-300: 300 x 0.1 lb	Bench and Counter Scale	RS-150	III	150 x 0.05 lb	13.9" x 19.7"	Digital Electronic
91-165	03/12/92	Berkel Incorporated	CX9 - Capacity- 50 x 0.01 lb	Bench and Counter Scale	CX10	III	50 x 0.01 lb	11" x 13 1/2"	Digital Electronic
87-028A1	01/06/90	Cardinal/Detecto Scale Mfgr. Co.	AP-M1, AP-M2	Bench and Counter Scale	AP-20	III	19.99 X 9.91 lb	6.75 x 5.25 "	Digital Bench Scale
87-034A1	01/06/90	Cardinal/Detecto Scale Mfgr. Co.	AP-M1, AP-M2	Bench and Counter Scale	AP-20	III	19.99 x 9.91 lb	6.75" x 5.25"	Digital Bench Scale
88-106A1	08/21/90	Cardinal/Detecto Scale Mfgr. Co.	500 - 1000 lb; 200 - 500 kg	Bench and Counter Scale	854P	III	see below	19" x 28"	Full Mechanical
88-130	03/12/92	Cardinal/Detecto Scale Mfgr. Co.		Bench and Counter Scale	XTD & ETD SERIES XTD-4638; XTD-4848; XTD-6048; XTD-6060; XTD-7248; XTD-7260; XTD-7654; XTD-8460 & XTD-9672	III	6500	see certificate	Dormant Mechanical
88-131	03/12/92	Cardinal/Detecto Scale Mfgr. Co.		Bench and Counter Scale	XD Series XD-4638; XD-4848; XD-6048; XD-6060; XD-7248; XD-7260; XD-7654; XD-8460 & XD-9672	III	6500	see certificate	Dormant Mechanical
88-248	10/11/88	Cardinal/Detecto Scale Mfgr. Co.	AP-6, AP-8, AP-10	Bench and Counter Scale	AP-4K	III	3999 x 1 g	6.75" x 5.25"	Superseded by 88-248A1
88-248A1	01/06/90	Cardinal/Detecto Scale Mfgr. Co.	AP-6, AP-8, AP-10	Bench and Counter Scale	AP-4K	III	3999 X 1 g	6.75" x 5.25"	
88-249A1	01/06/90	Cardinal/Detecto Scale Mfgr. Co.	AP-6, AP-8, AP-10	Bench and Counter Scale	AP-4k	III	3999 X 1g	6.75 X 5.25 "	Digital Electronic



LISTING BY DEVICE TYPE

CC No.	Date	Company Name	Other Models	Device Type	Model	Accuracy Class	n	Capacity	Platform size	Comments
89-030	01/10/90	Cardinal/Detecto Scale Mfr. Co.		Bench and Counter Scale	102 SERIES	III	4,000	100 x 0.05 lb	14" x 14"	Load Cell Electronic
89-030A2	01/29/92	Cardinal/Detecto Scale Mfr. Co.		Bench and Counter Scale	see certificate 102; 105; 122; 125; 1010; 1020; 1210; 1220; 1240; 1250; 1440; 1450; 14100 & 14100.	III	4000	2 lb - 100 lb		Load Cell Electronic
89-030A1	03/27/90	Cardinal/Detecto Scale Mfr. Co.		Bench and Counter Scale	102W	III	4,000	2 lbs to 100 lbs		Load Cell Electronic
89-032	01/10/90	Cardinal/Detecto Scale Mfr. Co.		Bench and Counter Scale	1100 SERIES 1100 DB, 1102 DE, 1102 EDX, 1105 DG, 1106 DK, 1105 DKG, 1100 DBK, 1102 EDK, 1106 DKK	III	1000	50 - 300 lb	13-3/4" x 18-1/2"	Mechanical Dial
89-032A1	08/21/90	Cardinal/Detecto Scale Mfr. Co.		Bench and Counter Scale	1100 Series	III	1000	50 to 300 lbs	13-3/4" x 18-1/2"	Mechanical Dial
89-032A2	04/09/92	Cardinal/Detecto Scale Mfr. Co.		Bench and Counter Scale	5110,7011 & 1100 Models: Levertronic-5110, 7011. Dial- 1100 DB, 1102 DE, 1102 EDX, 1105 EG, 1106 DK, 1105 DKG, 1102 EDK, 1106 DKK & 1105 DKG.	III	1000	see below	13-3/4" x 18-1/2"	Mechanical Dial & Levertronic
89-102	08/21/89	Cardinal/Detecto Scale Mfr. Co.		Bench and Counter Scale	6900 6900-4, 6901-4, 6900-8, 6901-8, 6900-40, 6901-40, 6900-80, 6901-80, 6900-100, 6901-100	III	5000	4 lb - 100 lb		
90-008	02/14/90	Cardinal/Detecto Scale Mfr. Co.		Bench and Counter Scale	PCS 200 M PCS 200 MR, PCS 200 M, PCS 200, PCS-RCM, PCS-AS-150	III	3200	99lb 15.5 x 0.5oz	18" x 18"	
90-065	04/18/90	Cardinal/Detecto Scale Mfr. Co.		Bench and Counter Scale	EF Series EF-100: 100 lb x .05 lb, 18 x 18 / EF-218: 200 lb x .1 lb, 18 x 18 / EF-224: 200 lb x .1 lb, 24 x 24 / EF-524: 500 lb x .2 lb, 24 x 24 & EF-528: 500 lb x .2 lb, 28 x 28.	III	2500	100 - 1,000 lbs		Load Cell Electronic
91-162	03/26/92	Cardinal/Detecto Scale Mfr. Co.		Bench and Counter Scale	440 441; 442; 443; 444; 445; 446 & 4420 (short column)	III	1400	350 x 1/4 lb	13-3/4" x 18-1/2"	Full Mech., Beam Indicator
87-033	07/16/87	Cardinal/Detecto Scale Mfr. Co.		Bench and Counter Scale	6600 Series 6600-2, 6600-5, 6600-10, 6600-50, 6600-100	III	5,000	100 x 0.02lb	8.25" x 14.5"	Digital Bench Scale
87-034	07 16 87	Cardinal/Detecto Scale Mfr. Co.		Bench and Counter Scale	AP-20	III	1,999	19.99 x 0.01 lb	6.75" x 5.25"	Superseded by 87-034A1

LISTING BY DEVICE TYPE

CC No.	Date	Company Name	Other Models	Device Type	Model	Accuracy Class	Capacity	Platform size	Comments
88-112	06/09/88	Cardinal/Detecto Scale Mfr. Co.	Bench and Counter Scale 6900-4, 6901-4, 6900-8, 6901-8, 6900-40, 6901-40, 6900-80, 6901-80	Bench and Counter Scale	6900-4 and 6900-80	III	4,000	8" Diameter	Digital Bench Scale
88-249	10/11/88	Cardinal/Detecto Scale Mfr. Co.	AP-6, AP-8, AP-10	Bench and Counter Scale	AP-4K	III	3,999	6.75" x 5.25"	Superseded by 88-249A1
87-027	07/16/87	Cardinal/Detecto Scale Mfr. Co.	6600-2, 6600-5, 6600-10, 6600-50, 6600-100	Bench and Counter Scale	6600 Series	III	5,000	8.25" x 14.5"	Digital Bench Scale
87-028	07/13/87	Cardinal/Detecto Scale Mfr. Co.	AP-20	Bench and Counter Scale	AP-20	III	1,999	6.75" x 5.25"	Supersedes by 87-028A1
88-113	06/09/88	Cardinal/Detecto Scale Mfr. Co.	6900-4, 6901-4, 6900-8, 6901-8, 6900-40, 6901-40, 6900-80, 6901-80	Bench and Counter Scale	6900-4 and 6900-80	III	4,000	8" Diameter	Digital Bench Scale
88-134PN	06/17/88	Cardinal/Detecto Scale Mfr. Co.	2200 DB, 2200 AB, 2201 DD, 2201 AD, 2202 DE, 2202 AE, 2202 AEDX, 2203 DF, 2203 AF, 2203 ADFDX, 2203 AFDX, 2205 DJ	Bench and Counter Scale	2200 Series	III	50 - 125 lb	18" x 20"	Mechanical Dial Bench Scale
90-125	09/17/90	CAS Corporation	6D & 15D	Bench and Counter Scale	3D	III	6 lb	13.5" x 8.5"	Load Cell Electronic
89-127.A1	04/18/91	Certified Scale Co.		Bench and Counter Scale	2010	III	1,000 - 5,000 lb	24 x 24 - 60 x 60	Low Profile-Load Cell Electr.
90-091	08/07/90	Digi Matex, Inc.	Optional Capacities: 150 x 0.05 lb, 600 x 0.2 lb.	Bench and Counter Scale	DS-410	III	300 x 0.1 lb		Digital Electronic
92-003		Digi Matex, Inc.		Bench and Counter Scale	Series S	III			IN PROCESS
90-156		Digi Postal Corporation		Bench and Counter Scale	DP70S	III			IN PROCESS
89-111	04/25/90	Doran Scales, Inc.	DSP1005, DSP1015, DSP1030	Bench and Counter Scale	DSP1000 Series	III	5 to 30 lb	8" x 10"	Load Cell Electronic

LISTING BY DEVICE TYPE

CC No.	Date	Company Name	Other Models	Device Type	Model	Accuracy Class	n	Capacity	Platform size	Comments
89-112	04/25/90	Doran Scales, Inc.		Bench and Counter Scale	DSP2000 & DSP3000 DSP2015, -2030, -2060, -2100, -2150, -2200, -3060, -3100, -3150, -3200, -3300	III	2,000	15 to 300 lb	12"x16", 18"x18"	Load Cell Electronic
89-112A1	04/06/92	Doran Scales, Inc.		Bench and Counter Scale	DSP2000/3000 Series DSP2010; DSP2015; DSP2030; DSP2060; DSP2100; DSP2200; DSP3050; DSP3060; DSP3100; DSP3150; DSP3200; DSP3250; DSP3300.	III	3,000	10 - 300 lb	12x16" - 18x18"	Load Cell Electronic
89-113	04/25/90	Doran Scales, Inc.		Bench and Counter Scale	DSP5000 Series DSP5060/1824, -5100/1824, -5150/1824, -5200/1824, -5300/1824, -5500/1824, -51000/1824, -5060/2424, -5100/2424, -5150/2424, -5200/2424, -5300/2424, -5500/2424, -51000/2424	III	2,000	60 to 1,000 lb	18"x24", 24"x24"	Load Cell Electronic
89-113A1	04/06/92	Doran Scales, Inc.		Bench and Counter Scale	DSP5000 Series DSP5050/1824; DSP5060/1824; DSP5100/1824; DSP5150/1824; DSP5200/1824; DSP5200/1824; DSP5300/1824; DSP5300/1824; DSP5599/1824; DSP5750/1824; DSP51000/1824; DSP5050/2424; DSP5060/2424; DSP5100/2424; DSP5150/2424; DSP5200/2424; DSP5250/2424; DSP5300/2424; DSP5500/2424; DSP5750/2424; DSP5100/2424	III	3,000	50 - 1000 lb	18x24" - 24x24"	Load Cell Electronic
90-074	07/29/91	Doran Scales, Inc.		Bench and Counter Scale	7000-P Series 7005-P, 7015-P, 7030-P, 7060-P & 7100-P.	III	3000	5 - 100 lb	10"x10" & 12"x12"	Load Cell Electronic
90-074P	05/11/90	Doran Scales, Inc.		Bench and Counter Scale	7000-P Series 7005-P: 5 lb, 2500, 0.002 lb, 10" x 10" / 7015-P: 15 lb, 3000, 0.005 lb, 10" x 10" / 7030-P: 30 lb, 3000, 0.01 lb, 10" x 10" / 7060-P: 60 lb, 3000, 0.02 lb, 12" x 12" & 7100-P: 100 lb, 2000, 0.05 lb, 12" x 12".	III	3000	5 to 100 lb	10" x 10"	Load Cell Electronic
91-032	04/18/91	Edlund Company, Inc.		Bench and Counter Scale	E2000	III	3200	320 x 0.1 oz	9" x 9"	Digital Electronic
90-155	01/24/91	Epelsa International, Inc.		Bench and Counter Scale	SP12 Series SP12-1813, SP12-2413 & SP12-3013	III	3000	300 lb		Load Cell Electronic
86-009	06/04/86	Fairbanks Scales		Bench and Counter Scale	H70-4710-1 H70-4710-1, H70-4710-2, H70-4714-1, H70-4714-5, H70-4718-1	III	6000	12 x .002 lb	10" x 10"	Bench Scale weighing element
88-074	09/12/88	Fairbanks Scales		Bench and Counter Scale	H70-4XXX H70-4000-2, -4050-2, -4100A, -4100B	III	5,000	40 - 200 lb		Bench Scale weighing element
88-075	09/22/88	Fairbanks Scales		Bench and Counter Scale	70-4070 70-4170, capacity 600 x 0.2 lb, 1000 x 0.5 lb	III	2,000	200 x 0.1 lb	17" x 22"	Digital Electronic

LISTING BY DEVICE TYPE

CC No.	Date	Company Name	Other Models	Device Type	Model	Accuracy Class	Capacity	Platform size	Comments
90-127	08/30/90	Fairbanks Scales		Bench and Counter Scale	70-490X:XXX FAM	III			
91-148	09/09/91	Fairbanks Scales	70-2443, 70-2443ABR	Bench and Counter Scale	23-2443	III	200 x 0.05 lb	14" x 14"	Load Cell Electronic
91-109	08/12/91	FIRST-Weigh		Bench and Counter Scale	DP10	III	30 lb - 100 lb	12" x 14"	Digital Electronic
					DP10-1003, DP10-1006 & DP10-10. Capacities: 30 lb x 0.01, 60 lb x 0.02 & 100 lb x 0.02. N-max: 3,000 & 5,000.		see below		
89-043	08/17/89	General Electronic Systems, Inc.	4412, 4414, 4418, 4424	Bench and Counter Scale	4400 & 4500 Series	III	10 lb to 600 lb	12"x12" - 24"x24"	Load Cell Electronic
90-167	01/03/91	General Electronic Systems, Inc.	402-12, 402-14, 402-18 & 402-24	Bench and Counter Scale	UBS 402 Series	III	20 to 500		Digital Electronic
					4550SS/4560SS		3000 or 5000		
91-114A1	04/06/92	General Electronic Systems, Inc.		Bench and Counter Scale	4600SS	III	10 - 600 lb		Load Cell Electronic
					4500 & 4560 Series		see cert.		
91-114A2	03/26/92	General Electronic Systems, Inc.		Bench and Counter Scale	4600SS	III	10 - 600 lb		Load Cell Electronic
91-164		General Electronic Systems, Inc.		Bench and Counter Scale	4500 & 4560 Series	III			IN PROCESS
88-109A1	03/26/92	GSE, Inc.	4430; 4432; 4434; 4442; 4444; 4446; 4450; 4452; 4454	Bench and Counter Scale	4400 Series	III	20 - 1000 lb	12"x12" - 24"x24"	Digital Electronic
88-189	01/25/89	GSE, Inc.		Bench and Counter Scale	622	III	10 to 100 lb		Digital Electronic
88-190	12/20/88	GSE, Inc.	4430, 4432, 4434, 4442, 4444, 4446, 4450, 4452, 4454	Bench and Counter Scale	4400 Series	III	20 lb to 1,000 lb	12-18" to 24-24"	Digital Electronic
89-126	10/24/89	Hobart Corporation	HOB 15-1, HOB 15-2, HOB 15-3, HOB 15-4, HOB 15-5	Bench and Counter Scale	HOB 15-X	III	50 - 100 lb	13.5" x 19"	Mechanical Lever Spring Dial
92-062	05/06/92	Hobart Corporation	1840S, 1840M, 1840F, 1840B, 1800 & 1800V (1800 models are not computing devices).	Bench and Counter Scale	1840	III	30 x 0.01 lb	12" x 14"	Digital Electronic

LISTING BY DEVICE TYPE

CC No.	Date	Company Name	Other Models	Device Type	Model	Accuracy Class	n	Capacity	Platform size	Comments
88-021A	01/25/89	Ishida Scales Mfg. Co., Ltd.		Bench and Counter Scale	MT-300	III	3,000	300 x 0.1 lb	550 mm x 400 mm	Digital Electronic
			MT-150 Capacity 150 x 0.05 lbs. MT-60 Capacity 60 x 0.02 lbs							
88-251	10/13/88	Ishida Scales Mfg. Co., Ltd.	MT-30S, MT-15S	Bench and Counter Scale	MT-60S	III	3,000	60 x 0.02 lb	329 mm x 309 mm	Digital Electronic
89-143	04/25/90	Ishida Scales Mfg. Co., Ltd.		Bench and Counter Scale	MG-2500	III	2,500	5 kg x .002 kg	200 x 250 mm	Checkweighing Scale
90-031	03/13/90	Ishida Scales Mfg. Co., Ltd.		Bench and Counter Scale	MG-2500	III	2,500	5 kg x .002 kg	200 x 250 mm	Digital Checkweighing Elect.
			Optional capacity: 2.5 kg x 0.001 kg							
91-121	03/27/92	Ishida Scales Mfg. Co., Ltd.		Bench and Counter Scale	MG-3000	III	3000	6 x 0.002kg	200 x 250 mm	Digital Checkweighing Elect.
88-096	11/03/88	John Chatillon & Sons, Inc.		Bench and Counter Scale	13/A	III		130lb x 4oz	13.5" x 19"	Mechanical Lever-Spring Dial
88-096A1	10/24/89	John Chatillon & Sons, Inc.	Type 15	Bench and Counter Scale	13/A	III	520	520 x 1 lb	13.5" x 19"	Mechanical Lever Spring Dial
88-150	03/13/90	John Chatillon & Sons, Inc.	PBB 135, PBB 52, PBB 52kg, PBB 26kg	Bench and Counter Scale	PBB Series	III	See Below	135 lb - 35 kg	12" x 17"	Superseded by 88-150 5/4/90
88-150 Amended	05/04/90	John Chatillon & Sons, Inc.		Bench and Counter Scale	PBB Series	III		26 kg - 135 lb	12" x 17"	Mechanical Lever System
			PBB 135 135 lb, PBB 52 52 lb, PBB 52KG 52kg, PBB 26KG 26, kg							
88-150PN	06/28/88	John Chatillon & Sons, Inc.		Bench and Counter Scale	PBB Series	III		135lb - 52kg	12" x 17"	Superseded by 88-150
88-186	08/30/88	John Chatillon & Sons, Inc.	DPA150, capacity 150 x 0.05 lb. DPA600, capacity 600 x 0.2 lb	Bench and Counter Scale	DPA300	III	3,000	300 x 0.1 lb	15.5" x 15.5"	Digital Electronic
90-078	05/15/90	John Chatillon & Sons, Inc.	PDT-50: 65 lb x 2 oz, PDT-200: 260 lb x 8 oz, PDT-25K: 25 x .05 kg, PDT-50K: 50 x .1 kg & PDT-100K: 100 x .2 kg.	Bench and Counter Scale	PDT-100	III	520	130 lb x 4 oz	12 x 17 inch	Mechanical Spring Dial
90-104	09/17/90	John Chatillon & Sons, Inc.		Bench and Counter Scale	PBB300-1	III	4816	301 lb x 1 oz	21.75" x 16.25"	Mechanical Lever System

LISTING BY DEVICE TYPE

CC No.	Date	Company Name	Other Models	Device Type	Model	Accuracy Class	Capacity	Platform size	Comments
88-019	06/28/88	Kubota Corporation		Bench and Counter Scale	KA-10-HB	III	150 x 0.05lb	13.9" x 19.7"	Digital Electronic
87-097	01/11/88	Metro Equipment Corporation		Bench and Counter Scale	BD-125PK-XXX	III	125 lb x 4oz	13 1/2" x 20 1/2"	Mechanical Dial Bench Scale
91-080PN	05/13/91	Metro Equipment Corporation		Bench and Counter Scale	301TAD	III	301 lb x 1 oz		Fully Mechanical
88-289	02/10/89	Mettler Instrument Corporation		Bench and Counter Scale	Mettler Multirange	II/III L	126 TAD Beams: 120 x 5 lb, 5 lb x 1 oz, 1 x 0.1 lb.		Superseded by 88-289A
88-289A	03/01/89	Mettler Instrument Corporation		Bench and Counter Scale	Mettler Multirange	II/III	see certificate	see certificate	Digital Electronic
88-296	03/01/89	Mettler Instrument Corporation		Bench and Counter Scale	SM/49 Series	II	2K to 15k g	322 x 232 mm	Digital Electronic
90-165	01/24/91	Micro General		Bench and Counter Scale	10XX	III	99 lb. x .5oz.		Digital Electronic
88-272	11/14/88	NCI Weigh-Tronix Inc.		Bench and Counter Scale	3222	III	15 lb - 100 lb	8"x8", 12"x16.5"	Superseded by 88-272A
88-272A	04/19/89	NCI Weigh-Tronix Inc.		Bench and Counter Scale	3222	III	15 lb to 100 lb	8"x8", 12"x16.5"	Load Cell, Electronic
88-311	01/25/89	NCI Weigh-Tronix Inc.		Bench and Counter Scale	3875	III	5-70 lb x .5 oz	13-1/2" x 12"	Postal Weight Classifier
86-014	06/25/86	New Brunswick International, Inc.		Bench and Counter Scale	DS-410		300 x 0.1 lb	15.5" x 15.5"	Digital Electronic
86-014A	11/01/88	New Brunswick International, Inc.		Bench and Counter Scale	DS-410	III	300 x 0.1 lb		Digital Electronic

LISTING BY DEVICE TYPE

CC No.	Date	Company Name	Other Models	Device Type	Model	Accuracy Class	Capacity	Platform size	Comments
87-113	01/11/88	New Brunswick International, Inc.	DS-260, DS-261	Bench and Counter Scale	DS-260	III	300 x 0.1 lb	700 x 600 mm	Digital Bench Scale
88-203	09/13/88	Ohaus Corporation	LB30, LB60, LB100, LB150	Bench and Counter Scale	LB100	III	100 x 0.02 lb	14" x 17"	Load Cell Electronic
88-204	09/22/88	Ohaus Corporation	WB10, WB25	Bench and Counter Scale	WB50	III	50 x 0.01 lb	12" x 12"	Load Cell Electronic
88-205	09/13/88	Ohaus Corporation	WBS 10 and WBS 25	Bench and Counter Scale	WBS50	III	50 x 0.02 lb	12" x 12"	Load Cell Electronic
88-228	09/13/88	Ohaus Corporation	PL30, PL60, PL100, PL150	Bench and Counter Scale	PL Series	III	30 to 150 lb	18" x 18"	Load Cell Electronic
87-072	03/10/88	Pelouze Scale Company		Bench and Counter Scale	PS75LR	III	75 x 0.1 lb	18" x 13"	Supersceded by 87-072A2
87-072A2	09/11/90	Pelouze Scale Company		Bench and Counter Scale	PS75L	III	See other models	18" x 13"	Shipping Scale
87-072A	09/11/90	Pelouze Scale Company		Bench and Counter Scale	PS75L Series	III	75 x 0.1 lb	18" x 13"	Supersceded by 87-072A2
87-072A2	04/25/90	Pelouze Scale Company		Bench and Counter Scale	PS75LRX	III	75 x 0.05 lb	18" x 13"	Shipping Scale
89-057	08/17/89	Pelouze Scale Company		Bench and Counter Scale	PS-6LI	III	6 x 0.005 lb	6.75 x 9.5 in	Digital Electronic
89-119	01/06/90	Pelouze Scale Company		Bench and Counter Scale	PS6LR1	III	6 X 0.005 lb	7 7/8 X 5 1/8 "	Digital Electronic
91-149	02/07/92	Pennsylvania Scale Company		Bench and Counter Scale	7X00 Series	III	see below	12" x 14"	Electronic
89-049	01/10/90	Pitney Bowes		Bench and Counter Scale	A 510	III	10 lb x 0.1 oz	8 7/8" x 8"	

Capacities: 10 x 0.002 lb; 25 x 0.005 lb; 50 x 0.01 lb; 100 x 0.02 lb. Models : 7000; 7100; 7200; 7300; 7400; 7400M.

LISTING BY DEVICE TYPE

CC No.	Date	Company Name	Other Models	Device Type	Model	Accuracy Class	Capacity	Platform size	Comments
89-050	08/21/90	Pitney Bowes	A570, A530	Bench and Counter Scale	A610	III	0.2 x 0.1 lb	14 3/8" x 9 1/4"	Postal Weight Classifier
89-121	01/06/90	Pitney Bowes		Bench and Counter Scale	A 603	III	3 lb x 0.1 oz	8 7/8" x 5 5/8"	Digital Electronic Computing
92-009		Powell All-Steel Scales		Bench and Counter Scale	XXYYECZ				IN PROCESS
91-101	03/12/92	R&W Specialty Mfg. Corp.	SCLF065; Capacity: 65 lb x 2 oz	Bench and Counter Scale	SCLFT130	III	130 lb x 4 oz	12 x 17"	Mechanical Spring Dial
88-292	01/25/89	Rice Lake Weighing Systems	4430, 4432, 4442, 4446, 4452, 4454	Bench and Counter Scale	4400 Series	III			Digital Electronic
91-146	03/26/92	Rice Lake Weighing Systems	CW40 Series CW40-5; CW40-10; CW40-30; CW40-60; CW40-100; CW40-150; CW40-200; CW40-300; CW40-500; CW40-1000; CW40-2000A; CW40-3000A; CW40-5000; CW40-10000; CW40-20000; CW40-30000	Bench and Counter Scale		III	5lb - 1000 lb	10"x10" - 24"x24"	Digital Electronic
92-001	03/16/92	Rice Lake Weighing Systems		Bench and Counter Scale	XXHP-YYK	III	see below	see below	Low Profile-Load Cell Elect.
88-124	09/09/88	Sartorius Corporation	124-*U2, I16000-*U2	Bench and Counter Scale	I Series	II	24.2 kg	11.75" x 9.25"	Digital Electronic
88-125	09/09/88	Sartorius Corporation	Class II scales: F61S-*U2**B, F61S-XU2**B, F150S-*U2, F150S-XU2, F300S-*U2, F300S-XU2. Class III scales: F61S-*U3**B, F61S-XU3**B	Bench and Counter Scale	F Series	II/III	61 kg	23.5" x 31.5"	Digital Electronic
91-022	03/07/91	Seca Corporation		Bench and Counter Scale	920C	III	440 x .5 lbs	12" x 12"	Digital Electronic
91-023	03/07/91	Tanita Corporation		Bench and Counter Scale	BWB-620A	III	400 x 0.1 lbs	12.625" x 13.50"	Digital Electronic
91-023A1	05/05/92	Tanita Corporation	other capacity: 200 x 0.05 kg.	Bench and Counter Scale	BWB-620A	III	440 x 0.1 lb	12.625" x 13.50"	Digital Electronic



LISTING BY DEVICE TYPE

CC No.	Date	Company Name	Other Models	Device Type	Model	Accuracy Class	n	Capacity	Platform size	Comments	
88-270	03/01/89	TEC America, Inc.		Bench and Counter Scale	SL-39-50-N	III	5,000	50 x .01 lb.	350 mm x 240 mm	Digital electronic	
88-271	03/01/89	TEC America, Inc.		Bench and Counter Scale	SL-37-08L	III	1,500	7.5 x .005 lb.	300 mm x 230 mm	Digital Electronic	
87-069	04/19/89	Toledo Scale Corporation		Bench and Counter Scale	8213	III	5,000	50 x 0.01 lb	12.5" x 14"	Digital Electronic	
89-046	08/17/89	Toledo Scale Corporation		Bench and Counter Scale	6113	II	15000	75 x 0.005 lb	13.75" x 12.25"	Digital Load Cell	
90-047	08/21/90	Toledo Scale Corporation		Bench and Counter Scale	2097	III	5000	25 to 1000 lb		Load Cell Electronic	
90-085	08/21/90	Toledo Scale Corporation		Bench and Counter Scale	XX96 Series	III	5000	25-1000lb		Load Cell Electronic	
91-107	03/12/92	Toledo Scale Corporation		Bench and Counter Scale	8213	III	1999	9.995 x 0.005 lb	12.5" x 14"	Digital Electronic	
91-126	08/20/91	Toledo Scale Corporation		Bench and Counter Scale	8213	III	5,000	100 x 0.02 kg	12.5" x 14"	Digital Electronic	
92-023	03/26/92	Toledo Scale Corporation		Bench and Counter Scale	3026	III	3000	6 X 0.002 lb	9" x 9"	Over/Under Scale	
92-081		Toledo Scale Corporation		Bench and Counter Scale	3027					IN PROCESS	
87-101	08/17/89	Toledo Scale Corporation		Bench and Counter Scale	8423	III	5000	50 x 0.01 lb		Bench Scale	
87-108	08/17/89	Toledo Scale Corporation		Bench and Counter Scale	2095	III	10000	400 x 0.5 lb	20" x 20"	Digital Electronic	
88-173	04/19/89	Toledo Scale Corporation		Bench and Counter Scale	8213	III	5,000	100 x 0.02 lb	12.5" X 14"	Digital Electronic	
89-078	08/17/89	Toledo Scale Corporation		Bench and Counter Scale	1985	III	6,000	60 X 0.01 lb	14 X 14 In	Electronic Weighing Element	
				Optional capacities: 30 x 0.0005 lb, 60 x 0.01 lb, 120 x 0.02 lb							

LISTING BY DEVICE TYPE

CC No.	Date	Company Name	Other Models	Device Type	Model	Accuracy Class	Capacity	Platform size	Comments
88-104A1	01/25/89	Weigh-Tronix, Inc.	BS 2424	Bench and Counter Scale	BS 2020	III	See models field	See models field	Electronic Weighing Element
88-309	01/25/89	Weigh-Tronix, Inc.	Capacities (lb): 10, 50, 100	Bench and Counter Scale	2200-1	III	25 x .005 lbs	12" x 13"	Digital Electronic
90-107-A1	07/10/91	Weigh-Tronix, Inc.	Platform dimensions are not to exceed 810 square inches.	Bench and Counter Scale	SC-XXXX-YYY	III	500 lbs-300 lbs	see below	Digital Electronic
90-114	11/02/90	Weigh-Tronix, Inc.		Bench and Counter Scale	3270S	III	6 x 0.0002 lb	9" x 9"	Load Cell Electronic
90-132	09/24/90	Weigh-Tronix, Inc.	platform 30 x 30 to 96 x 72.	Bench and Counter Scale	DSLXXXX-YY	III	2,000 - 10,000	see below	Low Profile-Load Cell Elec.
90-132-A1	08/09/91	Weigh-Tronix, Inc.		Bench and Counter Scale	DSLXXXX-YY	III	2 K, 5 K, 10,000K	see below	Low Profile-Load Cell Elec.
91-124-A1	08/12/91	Weigh-Tronix, Inc.		Bench and Counter Scale	SC300P or T	III	50 - 250 lb		
87-093	12/30/87	Weigh-Tronix, Inc.	2520-1	Bench and Counter Scale	3835	III	250 x .05 lb	20" x 20"	Superseded by 87-093A1
88-104	05/25/88	Weigh-Tronix, Inc.	BS 1414, BS 1818, BS 2424	Bench and Counter Scale	BS 2020	III	100 x .02 lb	20" x 20"	Elect. Bench Scale Weigh Ele.
88-230	09/12/88	Weigh-Tronix, Inc.	DS 3030A-01, capacity 1000 lbs	Bench and Counter Scale	DS 2424A-005	III	500 lbs	2' x 2'	Electronic Load Cell
88-252	10/28/88	Weigh-Tronix, Inc.	Remote Indicator: Model 3800R. Optional capacities: 10 - 50 lbs, 160 - 1600 oz, 5 - 50 kg	Bench and Counter Scale	3825	III	100 x.02 lbs	12" x 14"	Digital Electronic
88-268	10/28/88	Weigh-Tronix, Inc.	Remote indicator: Model 3800R. Optional capacities: 10 - 50 lbs, 160 - 1600 oz, 5 - 50 kg	Bench and Counter Scale	3815	III	100 x.02 lbs	12" x 14"	Digital Electronic

LISTING BY DEVICE TYPE

CC No.	Date	Company Name	Other Models	Device Type	Model	Accuracy Class	Capacity	Platform size	Comments
<b><u>Bulkweighing System</u></b>									
90-150	10/27/90	Advanced Systems Interfacing, Inc.		Bulkweighing System	Bulk II	III	10,000		Digital Electronic
92-064	05/07/92	Agri-Electronic Systems, Inc.		Bulkweighing System	AES 2001	III/III L	10,000		Controller/Computer Interface
89-005	01/06/90	Cardinal/Detecto Scale Mfg. Co.		Bulkweighing System	738CBW	III	10,000		
88-185	11/14/88	CompuWeigh		Bulkweighing System	Compudraft Ser 2000	III			IN PROCESS
88-185A1		CompuWeigh		Bulkweighing System	Compudraft Ser 2000	III			
88-294	02/14/90	InterSystems, Inc.		Bulkweighing System	Masterweigh IV-A	III	10,000		Digital Electronic
90-021	02/14/90	InterSystems, Inc.		Bulkweighing System	Masterweigh IV	III	10,000		
92-043	03/26/92	InterSystems, Inc.		Bulkweighing System	Masterweigh V	III/III L	10,000		Controller/Computer Interface
90-150A1	01/10/92	Pertech	See certificate for specific specifications	Bulkweighing System	Bulk II				Digital Electronic
89-001	03/27/90	Toledo Scale Corporation		Bulkweighing System	9150	III	10,000		Digital Electronic
<b><u>Cash Register</u></b>									
90-166	03/07/91	CASIO, INC.		Cash Register	SA 2000 & SA 2100 SA-2040KY, SA-2141KY, SA-2060D, SA-2013RJ, SA-2014RJ, SA-2070S & SA-2010SP OR SA-2012 SP.				Stand Alone
86-019	09/02/86	Gilbarco, Inc.	Marketing name is TCR-G Series	Cash Register	PAO180 0000 100				Cash Register/Console

LISTING BY DEVICE TYPE

CC No.	Date	Company Name	Other Models	Device Type	Model	Accuracy Class	n	Capacity	Platform size	Comments
87-002.A1	07/06/90	Gilbarco, Inc.		Cash Register	TCR-15 Systems includes: T-15 Console PA0189; C-15 Controller Model PA0211					Digital Electronic
89-065	10/12/89	Gilbarco, Inc.		Cash Register	Q11891-XX, Q11640-XX					Electronic
89-091A1	09/17/90	Hobart Corporation		Cash Register	GT 6000					Digital Electronic
89-091A2	01/24/91	Hobart Corporation		Cash Register	GT6000					Digital Electronic
86-004	04/18/86	Hugin Sweda, Inc.	Model 2835	Cash Register	2845					Digital Electronic
88-163	07/25/88	Hugin Sweda, Inc.	5430	Cash Register	5420					Electronic Stand Alone
88-164	07/25/88	Hugin Sweda, Inc.		Cash Register	6700					Electronic Stand Alone or CPU
				The 6700 cash register consists of: Model 6731 printer, Model 6710 keyboard, Model 6711 paging keyboard with programmable "paging" keys						
86-002.A1	03/08/91	IBM Corporation		Cash Register	4683 Series					Electronic Cash Register
89-026	01/30/90	ICL, Inc.	M6545, M6546, M6000 Printer Module, M6000 Keyboard Display	Cash Register	6000 Series		2999	29.99 lb		Digital Electronic
92-020	02/07/92	ICL, Inc.		Cash Register	300	III	3,000	30 x 0.01 lb	14.2" x 12.7"	Digital Register
86-022.A1	01/03/91	Liquid Controls Corporation		Cash Register	EC2000					Electronic Registering Meter
				The EC2000 systems consists of an E2600 series remote electronic counter assembly and an E2520-2 Supervisory Console.						
90-121	11/02/90	Micros Systems, Inc.		Cash Register	Type 2000					Digital Electronic
87-123	05/03/88	National Semiconductor		Cash Register	300	III	3,000	30 x 0.01 lb	14.2" x 12.7"	Digital Cash Register

LISTING BY DEVICE TYPE

CC No.	Date	Company Name	Other Models	Device Type	Model	Accuracy Class	Capacity	Platform size	Comments
88-067	05/03/88	National Semiconductor		Cash Register	545		30 x 0.01 lb		Digital Cash Register
87-024	02/10/89	NCR Corporation	Class 2157, Model 0104; Class 2157, Model 0109	Cash Register	2157				Digital Electronic
88-005	03/10/88	NCR Corporation		Cash Register	2061-54XX				Stand Alone ECR
88-006	03/10/88	NCR Corporation		Cash Register	2157-30XX				Digital Cash Register
88-280	02/10/89	NCR Corporation		Cash Register	2760 FSS				Digital Electronic
89-007	07/05/89	NCR Corporation		Cash Register	2123-XXXX				Electric Stand Alone
91-086	06/04/91	NCR Corporation		Cash Register	2760				Digital Electronic
87-050	09/29/87	Omron Systems of America	RS 8510	Cash Register	RS 8500				Stand Alone Cash Register
88-105	05/24/88	Omron Systems of America		Cash Register	RS 5510				Superseded by 88-105A
88-105A	09/22/88	Omron Systems of America	RS 5515	Cash Register	RS 5510 & RS 5541				Stand Alone
88-250	09/22/88	Omron Systems of America	RS 81-00, RS 81-30	Cash Register	RS 81-31				Stand Alone
88-267	10/28/88	Omron Systems of America	RS 4041	Cash Register	RS 4030				Stand Alone
89-018	04/19/89	Omron Systems of America		Cash Register	RS5510				Superseded by 89-018A1 4/18/90
89-018A1	08/21/89	Omron Systems of America		Cash Register	RS5510, 5550, 5560F				Superseded by 89-018A1 4/18/90

LISTING BY DEVICE TYPE

Comments

Platform size

Capacity

Accuracy Class

Model

Device Type

Other Models

Company Name

CC No. Date

CC No.	Date	Company Name	Other Models	Device Type	Model	Accuracy Class	Capacity	Platform size	Comments
89-018A1	04/18/90	Omron Systems of America		Cash Register	RS5510, 5550, 5560F				
89-152	04/25/90	Omron Systems of America		Cash Register	RS3510				Stand Alone
89-153	04/25/90	Omron Systems of America		Cash Register	RS4043				Stand Alone
89-154	04/25/90	Omron Systems of America		Cash Register	RS5550				Stand Alone
90-044	02/28/90	Omron Systems of America		Cash Register	RS5500 Series				ECR
89-122	11/08/89	PAR Microsystems		Cash Register	NTA & NXA Series				Digital Electronic
86-020	11/04/86	Sanyo Business Systems Corp.	NTA 510, NXA 590-XX, NCX 591-XX, NXA XXX	Cash Register	580				Digital Electronic
90-102	11/02/90	Sanyo Business Systems Corp.	580-6B, 580-12B, 580-14B	Cash Register	ECR-635				Stand Alone
90-102.A1	01/03/91	Sanyo Business Systems Corp.		Cash Register	ECR-635 & ECR-645				Stand Alone
90-120	09/17/90	Sanyo Business Systems Corp.		Cash Register	ECR 690				Digital Electronic
90-009	07/02/90	Stores Automated Systems, Inc.		Cash Register	SuperStar				CPU
90-009 Amended	11/08/90	Stores Automated Systems, Inc.		Cash Register	SuperStar				ECR interfaced with scales
90-009, Amended	11/06/90	Stores Automated Systems, Inc.	The SASI SuperStar cash register consists of: Model PR 1028 printer, Model KB 1028 keyboard, Model MIN 1028 display.	Cash Register	SuperStar				ECR interfaced with scales
89-159	05/04/90	Sun Electric Corporation	Certificate supersedes 90-009.	Cash Register	SM-960				Digital Electronic

LISTING BY DEVICE TYPE

CC No.	Date	Company Name	Other Models	Device Type	Model	Accuracy Class	n	Capacity	Platform size	Comments
89-159	Amended 06/04/90	Sun Electric Corporation		Cash Register	SM-960					Digital Electronic
87-030	07/14/87	TEC America, Inc.		Cash Register	MA-1190	N/A				Electronic Cash Register
87-045	09/14/87	TEC America, Inc.		Cash Register	MA-290					Electronic Cash Register
88-269	03/01/89	TEC America, Inc.		Cash Register	MA 1900					Digital Electronic
89-099	08/21/89	TEC America, Inc.		Cash Register	FDS-50					Digital Electronic
91-025	02/05/91	TEC America, Inc.		Cash Register	MA-1600 & FDS-30					Stand Alone
<b>Computing Scale</b>										
87-067	10/14/87	Antonson/Meto, Inc.		Computing Scale	823	III	3,000	30 x 0.01 lb	12" x 14.5"	Digital Computing Scale
88-001	03/01/88	Avery Weighing Technology		Computing Scale	A600	III	1,500	15 x .01 lb	13.75" x 8.75"	Superseded by 88-001A1
88-001A1		Avery Weighing Technology		Computing Scale	A600	III	3000	15 & 30 x 0.01 lb	13.75" x 8.75"	IN PROCESS
88-170	09/22/88	Avery Weighing Technology		Computing Scale	A100E	III	3,000	30 x 0.01 lb	13.5" x 11"	Digital Electronic
88-179	09/22/88	Avery Weighing Technology	8638, 8636	Computing Scale	1770	III	3,000	30 x 0.01 lb	9.5" x 11.5"	Digital Electronic
88-180	09/23/88	Avery Weighing Technology	1791A, 1791C, 1791E	Computing Scale	1791	III	3,000	30 x 0.01 lb	344 mm x 280 mm	Digital Electronic
88-255	11/01/88	Avery Weighing Technology		Computing Scale	A100	III	3,000	30 lb	13.5" x 11"	Digital Electronic
88-171	08/30/88	Berkel Incorporated		Computing Scale	688LS	III	3,000	30 x 0.01 lb	13.5" x 11"	Digital Electronic

LISTING BY DEVICE TYPE

CC No.	Date	Company Name	Other Models	Device Type	Model	Accuracy Class	n	Capacity	Platform size	Comments
88-179A1	03/07/91	Berkel Incorporated		Computing Scale	1770	III	3,000	30 x 0.01 lb	9.5" x 11.5"	Digital Computing
90-154	01/03/91	Berkel Incorporated	624LS Capacity 30 x 0.01lb - Same as the Model 623LS except the operator's display is alphanumeric.	Computing Scale	623LS	III	3,000	30 x 0.01 lb	400 x 252 mm	Digital Electronic
92-037	03/25/92	Berkel Incorporated		Computing Scale	A100E	III	3000	30 lb	13.5" x 11"	Digital Electronic
92-038	03/25/92	Berkel Incorporated		Computing Scale	A600	III	3000	15x0.01/30x0.01lb	13.75" x 8.75"	Digital Electronic
92-065		Berkel Incorporated		Computing Scale	CX20, CX30					IN PROCESS
86-023	09/29/86	Bizerba United States, Inc.		Computing Scale	Pro 7000	III	3000	30 x 0.01 lb	15" x 10.25"	
86-028	10/14/86	Bizerba United States, Inc.	Pro 7400. Other capacity: 15-30 lb x 0.01 lb	Computing Scale	Pro 7500	III	3000	0-15 x 0.005 lb	15" x 10.5"	Digital Electronic
86-028A	11/05/87	Bizerba United States, Inc.	Other capacity 15-30 lb x 0.01 lb: 30 lb x 0.01 lb	Computing Scale	PRO7400, PRO7500	III	3000	0-15 x 0.005 lb	15" x 10.5"	Digital Electronic
89-009	08/02/89	Bizerba United States, Inc.		Computing Scale	PRO 6000	III	3,000	30 X 0.01 lb	15" x 10.5"	Superseded by 89-009A1
89-009A1	10/12/89	Bizerba United States, Inc.	PRO 6400 hanging scale	Computing Scale	PRO 6000	III	3000	30 x 0.01 lb	15" x 10.5"	
90-053	06/14/90	Bizerba United States, Inc.	This series consists of the Models PRO9100, PRO9400, PRO9700, PRO9600 & PRO9800.	Computing Scale	PRO9000 Series	III	3,000	30 x 0.01 lb	10.4" x 15"	Digital Electronic
92-101		Bizerba United States, Inc.		Computing Scale	SW/BW/EW Series					IN PROCESS
88-028A1	08/21/90	Cardinal/Detecto Scale Mfg. Co.		Computing Scale	PC-30A	III	3,000	30 x 0.01 lbs	13" x 8"	Digital Electronic



LISTING BY DEVICE TYPE

CC No.	Date	Company Name	Other Models	Device Type	Model	Accuracy Class	n	Capacity	Platform size	Comments
88-028A2	05/05/92	Cardinal/Detecto Scale Mfr. Co.		Computing Scale	PC Series PC-10A, PC-10kg A, PC-11A, PC-11kg A, PC-20A, PC-20kg A, PC-21A, PC-21kg A, PC-30A, PC-30kg A, PC-31A, PC-31kg A. Capacities: 6 x 0.002 lb, 3 x 0.001 kg, 15 x 0.005 lb, 30 x 0.01 kg.	III	3,000	see below	13" x 8"	Digital Electronic
88-028	03/01/88	Cardinal/Detecto Scale Mfr. Co.		Computing Scale	PC-30 PC-10, -10 kg, -11, -11 kg, -20, -20 kg, -21, -21 kg, -30 kg, -31, -31 kg	III	3,000	30 x 0.01 lb	13" x 8"	Digital Computing Scale
90-126	09/17/90	CAS Corporation		Computing Scale	15 M	III	3,000	30 x .01 lb	17.25" x 10.75"	Load Cell Electronic
91-141		CAS Corporation		Computing Scale	S2000					IN PROCESS
90-071	07/12/90	Digi Postal Corporation		Computing Scale	DP-100* DP-100X, DP-100R, DP-100F, DP-100M	III	3199	99lb 15.5oz X 0.5	15.75' X 10.75"	Postal Weight Classifier
87-022	05/20/87	Electronic Scales International		Computing Scale	JK900 Series JK901aa, JK903aa, JK951aa, JK953aa	III	3,000	30 x 0.01 lb		Digital Computing Scale
88-102	07/25/88	Electronic Scales International		Computing Scale	JK700 JK701aa, -702aa, -703aa, -704aa, -705aa, -706aa	III	3,000	30x .01 lb	10" x 16"	Digital Electronic
86-017	09/17/86	Esselte Meto		Computing Scale	CC494	III	1500	7.5 x .005 lb	7.5" x 11.5"	
88-035	03/23/88	Esselte Meto		Computing Scale	BLP 804	III	3,000	30 x 0.01 lb	255 mm x 355 mm	Digital Electronic
88-062	04/27/88	Esselte Meto		Computing Scale	CB493	III	1,500	15 x 0.01 lb	8" x 12.5"	Digital Computing Scale
88-064	04/27/88	Esselte Meto		Computing Scale	CP 501	III	3,000	30 x 0.01 lb	13.75" x 9.5"	Digital Computing Scale
88-065	04/20/88	Esselte Meto		Computing Scale	CS 491-1	III	3,000	30 x 0.01 lb	13.75" x 9.5"	Digital Computing Scale
90-039	04/25/90	Esselte Meto		Computing Scale	CS 512	III	3,000	30 x 0.01 lb	14.25" x 9.75"	Digital Electronic

LISTING BY DEVICE TYPE

CC No.	Date	Company Name	Other Models	Device Type	Model	Accuracy Class	n	Capacity	Platform size	Comments
90-040	04/25/90	Esselte Meto		Computing Scale	ES 1010	III	2,000	10 x 0.005 lb	11.75" x 8.5"	Digital Electronic
89-107	01/10/90	Exact Equipment Corporation		Computing Scale	921, 921R	III	3,000	30 x 0.01 lb	30 x 0.01 lb	Digital Electronic
91-091	06/07/91	FIRST-Weigh		Computing Scale	RS10	III	2000	10 x 0.005 lb	11.75" x 8.5"	Digital Electronic
91-102	08/12/91	FIRST-Weigh		Computing Scale	see certificate	III	5,000	2,000 lb-5,000 lb	5" x 5" - 3" x 3"	Load Cell Electronic
91-104	07/01/91	FIRST-Weigh		Computing Scale	RS20	III	3000	30 x 0.01 lb	14.25" x 9.75"	Digital Electronic
90-099	08/21/90	Global Scale Imports, Inc.		Computing Scale	Concentrator 220A	III	3000	30 x 0.01 lb	10" x 16"	Digital Electronic
90-100	08/21/90	Global Scale Imports, Inc.		Computing Scale	Ishida LIBRA 300	III	3000	30 x 0.01 lb	10" x 16"	Digital Electronic
88-051	04/27/88	Hobart Corporation		Computing Scale	1841	III	3,000	30 x 0.01 lb		Digital Computing Scale
88-053	04/27/88	Hobart Corporation	1871	Computing Scale	1870	III	3,000	30 x 0.01 lb		Digital Computing Scale
88-293	01/26/89	Hobart Corporation	SP80	Computing Scale	SP1500	III	3,000	30 x 0.01 lb		Superseded by 88-293A1
88-293A1	03/13/90	Hobart Corporation	SP80, SP2 1500 System	Computing Scale	SP1500	III	3000	30 X 0.01 lb		Digital Electronic
90-019	03/13/90	International Mailing Systems, Inc.		Computing Scale	3000N	III	3200	100 lb X 0.5 oz	13 X 10.5 in	Computing Postal Scale
90-019.A1	02/06/91	International Mailing Systems, Inc.	MPS 100N, MPS 100RN	Computing Scale	3000N	III	3200	100 lb x 0.5 oz	13 x 10.5 "	Digital Electronic

LISTING BY DEVICE TYPE

CC No.	Date	Company Name	Other Models	Device Type	Model	Accuracy Class	n	Capacity	Platform size	Comments
87-070	12/29/87	Ishida Scales Mfg. Co., Ltd.	NOVA-300L	Computing Scale	NOVA-150L	III	3,000	15 x .005 lb	285mm x 223mm	Digital Computing Scale
91-053	04/04/91	Ishida Scales Mfg. Co., Ltd.		Computing Scale	AC-2000	III	3000	30 x 0.01 lb	15.7" x 9.8"	Digital Electronic
91-054	04/04/91	Ishida Scales Mfg. Co., Ltd.		Computing Scale	Libra II	III	3000	30 x 0.01 lb	10" x 15"	Digital Electronic
90-099A1	11/26/91	Ishida U.S.A. Inc.		Computing Scale	Ishida Alpha-Cosmic	III	3,000	30 x 0.01 lb	10" x 16"	Digital Electronic
89-004	02/10/89	K-Scale, Inc.		Computing Scale	9010	III	3,000	30 x 0.01 lbs		Digital Electronic
88-029	04/07/88	K-Tron		Computing Scale	9010 N, 9010 P, 9020 N, 9020 N-1 thru 4, 9030, 9030 U-1 thru 4, 9030 U	III	3,000	30 x 0.01 lb		Digital Computing Scale
86-042	01/06/87	Kubota Corporation		Computing Scale	FP-900	III	3000	30 x 0.01 lb	400 x 252 mm	Digital Electronic
86-042A1	02/12/90	Kubota Corporation		Computing Scale	FP-900 SERIES	III	5,000	50 x 0.01 lb	400 x 252 mm	Digital Electronic
86-042A2	01/24/91	Kubota Corporation		Computing Scale	FP-900 Series	III	5,000	see below	400 x 252 mm	Digital Electronic
87-008	04/14/87	Kubota Corporation		Computing Scale	LA 230	III	3,000	30 x 0.01 lb	27x37cm	Digital Computing Scale
87-081	11/25/87	Kubota Corporation		Computing Scale	LA-ONE	III	3,000	30 x 0.01 lb	14.6" x 10.8"	Digital Computing Scale
87-081A1	10/13/89	Kubota Corporation		Computing Scale	LA-150	III	5000	50 x .01 lb	14.6" x 10.8"	Digital Electronic
88-054	03/24/88	Kubota Corporation		Computing Scale	LA-320	III	3,000	15 x O.01 lb	294 mm x 205 mm	Digital Electronic

Other capacity: 30 x 0.01 lb

capacities: 30 x 0.01 lb & 50 x 0.01 lb. Model designations: Model FP-900, Model FP-910, Model FP-950 & Model FP-960.

LA-ONE, capacity 30 x .01 lb n:3000

LISTING BY DEVICE TYPE

CC No.	Date	Company Name	Other Models	Device Type	Model	Accuracy Class	n	Capacity	Platform size	Comments
88-054A1	06/14/90	Kubota Corporation	Model LA-315	Computing Scale	LA-320	III	3000	20 x .01 lb	294 x 205 mm	Digital Electronic
88-055	03/24/88	Kubota Corporation		Computing Scale	LA-250	III	5,000	50 x .01 lb	270 mm x 370mm	Digital Electronic
88-058	04/07/88	MOBBA	LX, LS, LP1000, LD1000, LCB1000	Computing Scale	LD1000	III	3,000	30 x 0.01 lb	15.5" x 10.5"	Digital Computing Scale
87-064	09/29/87	NCI Weigh-Tronix Inc.	3451	Computing Scale	3450	III	3000	30 x 0.01 lb	12" x 14"	Digital Electronic
87-064A	09/22/88	NCI Weigh-Tronix Inc.		Computing Scale	3450	III	3,000	30 x 0.01 lb		Digital Computing Scale
88-244	11/01/88	NCR Corporation	4522-K010	Computing Scale	4522	III	3,000	30 x 0.01 lb	12" x 14"	Digital Electronic
88-245	11/01/88	NCR Corporation	4526-K001, 4524	Computing Scale	4526-0102	III	3,000	30 x 0.01 lb	12" x 12"	Digital Electronic
86-026	10/15/86	New Brunswick International, Inc.		Computing Scale	DS 430	III	3,000	30 x 0.01 lb	11" x 12.5"	Digital Electronic
87-006	03/19/87	New Brunswick International, Inc.		Computing Scale	SM-15	III	3,000	30 x 0.01 lb	10.5" x 14.5"	Digital Computing Scale
87-065	09/29/87	New Brunswick International, Inc.	SM-60A	Computing Scale	SM-60	III	3,000	30 x 0.01 lb	11" x 15.5"	Digital Computing Scale
87-114	01/11/88	New Brunswick International, Inc.		Computing Scale	DS-380	III	3,000	30 x 0.01 lb	8" x 12.25"	Digital Computing Scale
92-107		New Brunswick International, Inc.		Computing Scale	SM-40					IN PROCESS
92-067	05/06/92	Orion Scale		Computing Scale	2830	III	3,000	30 X 0.01 lb	17.25" x 10.75"	Digital Electronic

LISTING BY DEVICE TYPE

CC No.	Date	Company Name	Other Models	Device Type	Model	Accuracy Class	n	Capacity	Platform size	Comments
89-010A1	01/10/92	Pertech		Computing Scale	Microway II					Digital Electronic
			Software Model: TK II. See certificate for specific specifications.							
87-043	09/14/87	TEC America, Inc.	SL-39-15L-N	Computing Scale	SL-39-30L-N	III	3,000	30 x 0.01 lb		Digital Computing Scale
87-044	09/14/87	TEC America, Inc.		Computing Scale	SL-37-15L-N	III	1,500	15 x 0.01 lb		Digital Computing Scale
87-048	09/14/87	TEC America, Inc.		Computing Scale	SL 43-100	III	4,999	99.99x0.02lb	15-5/8" x 12"	Digital Weighing Element
87-049	09/14/87	TEC America, Inc.		Computing Scale	SL-66-30-L	III	3,000	30 x 0.01 lb	9.5" x 13.75"	Digital Computing Scale
87-049	Amended 11/05/90	TEC America, Inc.		Computing Scale	SL-60-30-L	III	3,000	30 x 0.01 lbs	9.5" x 13.75"	Digital Electronic
87-049A2	08/27/91	TEC America, Inc.	SL-6600-30-9	Computing Scale	SL-66-30-1	III	3,000	30 x 0.01 lbs	9.5" x 13.75"	Digital Electronic
87-122	02/17/88	TEC America, Inc.		Computing Scale	SL-57-30l-n	III	3,000	30 x 0.01 lb	240 mm x 350 mm	Digital Computing Scale
90-062	04/18/90	TEC America, Inc.		Computing Scale	SL 5900-3(x)-C(X)-US	III	3,000	30 x 0.01 lbs	240 mm x 350 mm	Digital Electronic
90-062.A1	04/18/91	TEC America, Inc.		Computing Scale	SL 5900-3(X)-C(Y)-US	III	3,000	30 x 0.01 lb	240mm x 350 mm	Digital Electronic
91-096	03/12/92	TEC America, Inc.	SL-2200-15-US	Computing Scale	SL-2200-30-US	III	3000	30 x 0.01 lb	9.8" x 11.6"	Digital Electronic
87-046	09/14/87	TEC America, Inc.		Computing Scale	SL 59-30L	III	3000	30 x 0.01 lb	240 mm x 350 mm	Digital Electronic
89-035	05/02/89	Tektra International		Computing Scale	AS-3001P	III	3,000	30 x .01 lb	11-1/4" x 13-1/4"	Digital Electronic
87 103A	06 14 90	Toledo Scale Corporation		Computing Scale	8431	III	3000	30 x 0.01 lb	9.24" x 14.25"	Digital Electronic

LISTING BY DEVICE TYPE

CC No.	Date	Company Name	Other Models	Device Type	Model	Accuracy Class	n	Capacity	Platform size	Comments
90-037	04/25/90	Toledo Scale Corporation		Computing Scale	8427	III	3,000	30 x 0.01 lb	15-1/2" x 9-3/4"	Digital Electronic
92-093		Toledo Scale Corporation		Computing Scale	8460					IN PROCESS
87-017	05/12/87	Toledo Scale Corporation		Computing Scale	8425	III	3,000	30 x 0.01 lb		Digital Computing Scale
87-068	08/17/89	Toledo Scale Corporation		Computing Scale	8422	III	5000	50 x 0.01 lb	9.5" x 14.5"	Digital Electronic
87-100	08/17/89	Toledo Scale Corporation		Computing Scale	8421	III	5,000	50 x 0.01 lb	10.75" x 14.6"	Digital Electronic
87-102	04/12/88	Toledo Scale Corporation		Computing Scale	8430	III	600	6 x 0.01 lb	9" x 7"	Digital Computing Scale
87-103	03/25/88	Toledo Scale Corporation		Computing Scale	8431	III	3,000	30 x 0.01 lb	9.25" x 14.25"	Digital Computing Scale
92-068	05/06/92	Universal Weight Systems of Santa Rosa		Computing Scale	2830	III	3,000	30 x 0.01 lb	17.25" x 10.75"	Load Cell Electronic
89-123	12/20/89	Weigh-Tronix, Inc.	3401 (remote display), 3400-X, 3400 PLU	Computing Scale	3400	III	3,000	30 x 0.01 lbs	12" x 14"	Digital Electronic
89-124	12/20/89	Weigh-Tronix, Inc.	Other capacities (lb): 15, 50, 100	Computing Scale	3450	III	3,000	30 x .01 lb	12" x 14"	Digital Electronic
87-038	09/01/87	Weigh-Tronix, Inc.	3401	Computing Scale	3400	III	3,000	30 x 0.01 lb	12"x12"	Digital Computing Scale
88-025	03/01/88	Weigh-Tronix, Inc.		Computing Scale	1150; 1151; 3420	III				UPC Labeling System
88-026	03/01/88	Weigh-Tronix, Inc.	3401 (remote display)	Computing Scale	3420	III	3,000	30 x 0.01 lb	12" x 12"	Digital Electronic
87-038A	09/22/88	Weigh-Tronix, Inc.	Model 3400-X, Model 3400 PLU	Computing Scale	3400	III	3,000	30 x 0.01 lb	12" x 12"	Digital Electronic

LISTING BY DEVICE TYPE

CC No.	Date	Company Name	Other Models	Device Type	Model	Accuracy Class	Capacity	Platform size	Comments
<b>Crane Scale</b>									
88-098	07/17/88	Measurement Systems International		Crane Scale	MSI-4260-01	III L	50,000 x 10 lb		Superseded by 88-098A
88-098A	04/19/89	Measurement Systems International	Range of capacities: 5k to 70k lb	Crane Scale	MSI-4260-01	III L	50,000 x 10 lbs		Digital Crane Scale
89-027	04/04/89	Measurement Systems International		Crane Scale	MSI-6260	III L	5,000 x 1 lb		Digital Electronic
91-115	05/05/92	Samson Scale Co. Inc.		Crane Scale	SM 10000	IIIL	10,000 x 5 lb		Digital Electronic
<b>Data Processing Systems</b>									
89-040	05/03/89	Industrial Data Systems, Inc.		Data Processing Systems	DT 210				Electronic/Programmable
91-122	06/25/91	Parcom Technologies		Data Processing Systems	PAR 3000				Manifest System, PC Computer
91-136	05/02/91	PC Synergy		Data Processing Systems	PCS 2000				Manifest System, PC Computer
<b>Dry Measure</b>									
89-012	07/05/89	Ivex Corporation		Dry Measure	3871		1 dry quart		Plastic Berry Basket
92-046	04/06/92	Livingston Seed Company		Dry Measure	A & B		1/32 & 1/8 dry pt		
86-034	01/08/87	W.F. Grace & Co.		Dry Measure	536		1 dry quart		Polystyrene Foam Berry Basket
87-091	03/10/88	W.F. Grace & Co.		Dry Measure	24P		1 dry pint		Polystyrene Foam Berry Basket

LISTING BY DEVICE TYPE

CC No.	Date	Company Name	Other Models	Device Type	Model	Accuracy Class	n	Capacity	Platform size	Comments
<b>Floor Scales</b>										
90-061	04/18/90	A&D Engineering, Inc.		Floor Scales	FW-150KA1	III	7,500	300 x .1 lb	15.4" x 20.8"	Digital Electronic
92-042	03/23/92	Abacus Scales	2x2HP-2K; 2.5x2.5HP-2K; 3x3HP-2K; 4x4HP-5K; 4x4HP-10K; 4x5HP-5K; 4x5HP-10K; 4x6HP-5K; 4x6HP-10K; 5x5HP-5K; 5x5HP-10K; 5x7HP-5K & 5x7HP-10K	Floor Scales	XxXHP-YYK	III	5,000	see certificate	see certificate	Low Profile-Ld Cell Electronic
87-026	08/25/87	Baader North America Corp.		Floor Scales	3020.10.02	III	3,000	300 kg	36"x36"	Elec. Load Cell Weighing Elem.
90-069	05/11/90	Cardinal/Detecto Scale Mfg. Co.	FH 522-II, FH 533-II, FH 544-II, FH 553-II, FH 554-II, FH 555-II, FH 563-II, FH 564-II, FH 565-II, FH 566-II, FH 575-II, FH 1044-II, FH 1053-II, FH 1054-II, FH 1055-II, FJ 1063-II, FJ 1064-II, FH 1065-II, FH 1066-II, FH 1075-II, FH 1086-II, FH 1097-II & FH 10106-II.	Floor Scales	FH-XXYY-II	III	5,000	5,000 - 10,000 lb	2 x 2 - 10 x 6	Low Profile-Load Electronic
88-010PN	03/01/88	Cardinal/Detecto Scale Mfg. Co.	56BSR, 58BSR, 59BSR, 5SBSR, 108BSR, 109BSR, 10SBSR, 15SBSR, 20SBSR, 30SBSR	Floor Scales	BSR and BSRL	III		5-150 TON	VARIOUS	Dormant Industrial Scale
88-014PN	03/01/88	Cardinal/Detecto Scale Mfg. Co.	O LP-505F, -505, -404F, -404	Floor Scales	O LP Series	III		4,000	60" x 60"	Overhead Mech. Plat. Scale
88-106	06/09/88	Cardinal/Detecto Scale Mfg. Co.	854F-50P, -50K, -50PK, -100P, -100PK	Floor Scales	854F-100P	III	2,000	1,000 lb	19" x 28"	Mechanical Lever Floor Scale
88-108	06/09/88	Cardinal/Detecto Scale Mfg. Co.	954F-100P, -50K, -100PK	Floor Scales	954F-100P	III	4,000	2,000lb	28" x 28"	Mechanical Lever Floor Scale
88-108A1	08/21/90	Cardinal/Detecto Scale Mfg. Co.	Levertronic: 8950F, 8950F - Full Mechanical: 954F-100P, 954F-500K, 954F-100PK	Floor Scales	954F	III	4,000	2000 lb	28"x28"	Mechanical portable floor scal
88-130PN	08/31/88	Cardinal/Detecto Scale Mfg. Co.	XTD-4638, -4848, -6048, -6060, -7248, -7260, -7654, -8460, -9672	Floor Scales	XTD and ETD Series	III		6500 lb		Dormant Mechanical
88-131PN	08/31/88	Cardinal/Detecto Scale Mfg. Co.	XD-4638, -4848, -6048, -6060, -7248, -7260, -7654, -8460, -9672	Floor Scales	XD Series	III		6500 lb		Dormant Mechanical



LISTING BY DEVICE TYPE

CC No.	Date	Company Name	Other Models	Device Type	Model	Accuracy Class	n	Capacity	Platform size	Comments
88-132PN	08/31/88	Cardinal/Detecto Scale Mfr. Co.	Floor Scales	SCD and SCDF Series SCD-4638, -4848, -6048, -6060, -7248, -7260, -7654, -8460, -9672, -10884, -12096	III		12,500 lb		Dormant Mechanical	
88-107	06/09/88	Cardinal/Detecto Scale Mfr. Co.	Floor Scales	854F-50P, -50K, -50PK, -100P, -100PK	854F-100P	III	2,000	1,000 lb	19" x 28"	Mechanical Lever Floor Scale
88-109	06/09/88	Cardinal/Detecto Scale Mfr. Co.	Floor Scales	954F-100P, -50K, -100PK	954F-100P	III	4,000	2,000 lb	28" x 28"	Mechanical Lever Floor Scale
89-127	02/09/90	Certified Scale Co.	Floor Scales		2010	III	5,000	1,000 - 5,000 lb	24 x 24 - 60 x 60	Low Profile-Load Cell Electr.
90-055	04/25/90	Certified Scale Co.	Floor Scales		2010	III	5,000	5,000 lb	48" x 60"	Load Cell Electronic
92-063		Digi Matex, Inc	Floor Scales		Digi-Grand					IN PROCESS
91-087	06/04/91	Division Scale	Floor Scales	DLP-2K44, DLP-5K44, DLP-10K45, DLP-5K45, DLP-10K46, DLP-5K46, DLP-10K55, DLP-5K55, DLP-10K57. Capacities: 2000 lb, 5,000 lb & 10,000 lb. Platform Size: 48" x 48", 48" x 60", 48" x 72", 60" x 60" & 60" x 84".	DLP Series	III	5,000	see below	see below	Load Cell Electronic
91-112		Division Scale	Floor Scales		DSP1000 Series	III				IN PROCESS
86-010	06/04/86	Fairbanks Scales	Floor Scales		1124D	III	2000	1000 x 0.5 lb		Digital, Load Cell, & Levers
88-071	08/30/88	Fairbanks Scales	Floor Scales	23-2500A, H23-2500A, 23-2502A, H23-2502A, H23-2503A, H23-2503A	23-25XXA Series	III	5,000	5000-10000lb		Load Cell Electronic
88-072	08/30/88	Fairbanks Scales	Floor Scales		23-2554A	III	2,500	2500 x 1 lb	4' x 5'	Load Cell Electronic
88-072A1	09/24/90	Fairbanks Scales	Floor Scales	23-2554A; 23-2554B; 23-2554C	23-2554	III	5,000	1,000 to 5,000		Load Cell Electronic
88-077	10/21/88	Fairbanks Scales	Floor Scales		1125D	III	5,000	1000 x 0.2lb	23.5" x 17.75"	Lever system, load cell



LISTING BY DEVICE TYPE

CC No.	Date	Company Name	Other Models	Device Type	Model	Accuracy Class	n	Capacity	Platform size	Comments
88-288P.A1		General Electrodynamics Corporation		Floor Scales	Pro-Weigh 84-A					
88-288P	02/10/89	General Electronic Systems, Inc.		Floor Scales	Pro-Weigh 84-A Platform Sizes (W" x L"): 36 x 36, 48 x 48, 60 x 60, 72 x 72, 60 x 60, 60 x 84	III	5,000	1,000 - 20,000 lb	36x36 to 60x84"	Load Cell Electronic
91-147	03/26/92	General Electronic Systems, Inc.		Floor Scales	Porta-Tronic 800 Srs PT-820; PT-821; PT-822; PT-825; PT-826; PT-820X; PT-820X-4; PT-830SS; PT-831SS; PT-830SS/X; PT-800; PT-801; PT-802; PT-805; PT-806; PT-800X; PT-800X-4; PT-810 SS; PT-811SS; PT-810SS/X	III	2500	500 - 1500 lb		Weighing Element
92-087		General Electronic Systems, Inc.		Floor Scales	ABS-4000					IN PROCESS
91-100	06/21/91	GSE, Inc.		Floor Scales	Weigh Deck	III	5000	1000 - 20,000 lb		Load Cell Electronic
91-093	03/26/92	Holtgreven Scale & Electronics Corporation		Floor Scales	135-XXYY-Z	III/IIIL	3000	2000-30,000 lb	2'x 2' - 8'x 10"	Digital Electronic
91-093A1	05/06/92	Holtgreven Scale & Electronics Corporation		Floor Scales	135-XXYY-Z see certificate for specific models and capacities.	III/III L	5,000	2000 - 30,000 lb	2'x 2' - 8' x 10'	Digital Electronic
91-082	03/19/92	Honeyville Metal, Inc.		Floor Scales	864 Weigh Buggy	III	1000	1000 x 1 lb	22" x 34"	Mechanical Beam
88-021	03/07/88	Ishida Scales Mfg. Co., Ltd.		Floor Scales	MT-300	III	3000	300 x 0.1 lb	550 mm x 400 mm	Digital Electronic
91-059	04/02/91	Ishida Scales Mfg. Co., Ltd.		Floor Scales	MS70XX	III	3,000	see certificate	see below	Digital Electronic
92-024	01/29/92	Jacobs Scale Co.		Floor Scales	J1827	IIIL	2000	1000 x 0.5 lb	18" x 27"	Mechanical Lever System
92-016	01/17/92	JB Scale Mfg.		Floor Scales	HP XY	III	4,000	20,000 x 5 lb	5' x 7'	Load Cell Electronic
88-151	08/07/91	John Chatillon & Sons, Inc.		Floor Scales	HB-1000-BA	III L	2000	1000 x 0.5 lb	18" x 27"	Mechanical Lever System

LISTING BY DEVICE TYPE

CC No.	Date	Company Name	Other Models	Device Type	Model	Accuracy Class	n	Capacity	Platform size	Comments
88-151PN	06/28/88	John Chatillon & Sons, Inc.		Floor Scales	HB-1000-BA	III	2,000	1k x 0.5 lb	18" x 27"	Portable Mechanical Lever Sys.
			HB-1000-BM, Capacity 500 kg x 0.2 kg							
88-182	08/30/88	Ohlo Valley Scale & Equipment Corp		Floor Scales	PLP-3026-1.2	III	2,400	1200 x 0.5lb	30" x 38.6"	Portable Electro-mechanical
88-103	05/24/88	Pacific Scale Co., Inc.		Floor Scales	TNL 4848-2K	III	4,000	2000 x 0.5 lb	48" x 48"	Full Electronic
			TNL 3636-2K, Capacity 2,000 x .5 lbs							
91-002	01/24/91	Pacific Scale Co., Inc.		Floor Scales	TNL SERIES		5,000	see below	see below	Load Cell Electronic
			2, 5 or 10 capacity in thousands pounds, 36 to 48, platform length in inches for 2,000 lb weighing element, 36 to 84 platform width in inches.							
90-097	08/21/90	Pennsylvania Scale Company		Floor Scales	6600 Series	III	5,000	1,000 - 10,000	12 x 24 - 60 x 84	Load Cell Electronic
			24X24-1K, 24X24-2K, 24X24-5K, 30X30-1K, 30X30-5K, 36X36-1K, 36X36-2K, 36X36-5K, 36X36-10K, 48X48-1K, 48X48-2K, 48X48-5K, 48X48-10K, 48X60-5K, 48X60-10K, 48X72-5K, 48X72-10K, 60X60-5K, 60X60-10K, 60X72-5K, 60X72-10K, 60X84-10K							
90-088	06/14/90	Pitney Bowes		Floor Scales	A219	III	1200	600 x 0.5 lb	30" x 30"	Load Cell Electronic
88-217	05/28/91	Powell All-Steel Scales		Floor Scales	IWS Series	III/III L		see below	see below	Mechanical
			5651WS, 6751WS, 6851WS, 68101WS, 68201WS, 68101WS, 68201WS, & 610301WS. Capacities: 7,000 lb, 20,000 lb, 27,000 lb & 40,000 lb. Platforms: 6' x 5', 6' x 7', 6' x 8', & 6' x 10'.							
88-217PN	11/21/89	Powell All-Steel Scales		Floor Scales	IWS Series	III				Mech. Industrial Warehouse
			5651WS, 6751WS, 6851WS, 68101WS, 68201WS, 610201WS, 610201WS, 610301WS							
90-063	04/18/90	Santa Rosa Scale Company		Floor Scales	SR-XXX	III	4,000	2,000 - 20,000 lb	24"x30" - 60"x84"	Flexure Lever, Load Cell
			SR3, -4A, -5, -50, -6, -6A, -7, -7A, -7B, -8, -8A, -8B, -9, -9A, -9B, -10, -10A, -10B, -11, -11A, -12, -12A							
88-258P	02/10/89	Thurman Scale Company		Floor Scales	3500	III	2500	5,000 lb	3' x 3' - 5' x 7'	Electronic Load Cell
			Capacities (lb): 1000, 2500, 5000							
89-089	11/07/89	Thurman Scale Company		Floor Scales	3500	III	5000	1000 lb	3' x 3'	Load Cell Electronic
91-028PN	02/06/91	Thurman Scale Company		Floor Scales	TWH Series	III				

LISTING BY DEVICE TYPE

CC No.	Date	Company Name	Other Models	Device Type	Model	Accuracy Class	n	Capacity	Platform size	Comments
92-014	04/17/92	Thurman Scale Company		Floor Scales	2000 Series 2000; 2002; 2300; 2400; 2500; 2502; 2510 & 2512	III	5000	1k - 10k lb	30x30" x 6x8"	Digital Electronic
86-001	01/31/86	Toledo Scale Corporation		Floor Scales	4181-1001			1000 x 0.5 lb		Analog Mechanical
88-049	02/27/91	Toledo Scale Corporation		Floor Scales	2255	III	5000	20,000 lb	5" x 7"	Load Cell Electronic
88-050	02/27/91	Toledo Scale Corporation		Floor Scales	2295	III	5000	20,000 lb	5" x 6"	Load Cell Electronic
89-076P	08/17/89	Toledo Scale Corporation		Floor Scales	MG4425	III	5000	2500 x 0.5 lb	48" x 48"	Electronic Load Cell
89-094	09/12/89	Toledo Scale Corporation		Floor Scales	6213	II/III	15,000	150 x .01 kg	23 3/4" x 17 1/2"	Load Cell Electronic
89-095	04/25/90	Toledo Scale Corporation		Floor Scales	6313	II/III	15,000	300 x .02 kg	31-1/2" x 23-1/2"	Load Cell Electronic
89-103	01/02/90	Toledo Scale Corporation		Floor Scales	MG4500	III	5,000		48"x48" - 60"x84"	
89-103P	10/02/89	Toledo Scale Corporation		Floor Scales	MG4500	III	5,000		40"x48" - 60"x84"	
89-104.A1	11/02/90	Toledo Scale Corporation		Floor Scales	2155	III	6,000	1000 to 5000 lb	3'x 3' to 5'x 5'	Electronic
89-104P	04/25/90	Toledo Scale Corporation		Floor Scales	2155 Series 2155 0131, -0132, -0141, -0142, -0145, -0152, -0155	III	6,000	1,000 to 5,000 lb	3' x 3' - 5' x 5'	Electronic
90-002	02/27/91	Toledo Scale Corporation		Floor Scales	2885	III	2,000	1,000 x 0.5lb	3" x 2.5"	Weighing Element-Load Cell Ele
90-002P	01/06/90	Toledo Scale Corporation		Floor Scales	2885	III	2,000	1000 X 0.5 lb	3' X 2.5'	Weighing Element

LISTING BY DEVICE TYPE

CC No.	Date	Company Name	Other Models	Device Type	Model	Accuracy Class	n	Capacity	Platform size	Comments
90-147	03/12/92	Toledo Scale Corporation		Floor Scales	2157	III	2000/2500	see below		Digital Electronic
			Capacity by division: 2000 x 1 lb; 5000 x 2 lb; 10000 x 5 lb & 20000 x 10 lb							
91-097	03/11/92	Toledo Scale Corporation		Floor Scales	2158	III	5,000	1,000 x 10000 lb	3x3" - 5x7"	Load Cell Electronic
87-109	06/16/89	Toledo Scale Corporation		Floor Scales	2185	III	8,000	1,600 X 0.2 lb	24 X 30 in	Load Cell Weighing Element
87-110	08/17/89	Toledo Scale Corporation		Floor Scales	2136	III	2000	1000 x 0.5 lb	19" x 28"	Lever System Load Cell
87-111	08/17/89	Toledo Scale Corporation		Floor Scales	2036	III	2500	250 x 0.1 lb	19" x 20"	Lever System Load Cell
87-112	08/17/89	Toledo Scale Corporation		Floor Scales	4182	III	2000	1000 x 0.5 lb		Portable Mechanical Beam Scale
88-049P	07/17/88	Toledo Scale Corporation		Floor Scales	2255	III	5,000	20,000 lb	5' x 7'	Electronic Floor Scale
			Optional capacity: 10,000 lb. Optional platforms: 4' x 4', 5' x 5'							
88-050P	07/17/88	Toledo Scale Corporation		Floor Scales	2295	III	5,000	20,000 lb	5' x 6'	Electronic Floor Scale
92-095		Triner Scale & Manufacturing		Floor Scales	600B					IN PROCESS
92-094		Triple A Scale		Floor Scales	600B					IN PROCESS
92-061		UHL Scale Service, Inc.		Floor Scales	XuXHP-YYK					IN PROCESS
88-246	02/15/89	UnibrIDGE Scale Systems		Floor Scales	UNBELSR0605	III	5,000	5,000 x 1 lb	6' x 5'4"	Electronic load cell
88-246.A1	02/12/91	UnibrIDGE Scale Systems		Floor Scales	UBE SERIES	III	5000	25,000 x 5 lb	14' x 10"	Electronic, Load Cell
87-093A1	02/16/90	Wegh-Tronix, Inc.		Floor Scales	3835	III	5,000	250 x 0.05 lb	20" x 20"	Digital Electronic

LISTING BY DEVICE TYPE

CC No.	Date	Company Name	Other Models	Device Type	Model	Accuracy Class	Capacity	Platform size	Comments
88-222	11/09/89	Weigh-Tronix, Inc.	see certificate for specific models, capacities, & platform sizes.	Floor Scales	LP Series	III	see certificate	see certificate	Digital Electronic Low Profile
88-232	10/28/88	Weigh-Tronix, Inc.	-4848-5, -4848-10, -4860-5, -4872-10, -6060-5, -6072-10, -6084-10, -6084-20, -6084-30	Floor Scales	STE and SLE	III	5K, 10K, 20K, 30K	see certificate	Electronic Load Cell
88-291	01/25/89	Weigh-Tronix, Inc.		Floor Scales	DFE and FLE Series	III	500 to 20000 lb	24x24 - 96x120 in	Superseded by 88-291A1
88-291A1	10/02/89	Weigh-Tronix, Inc.	The model designation consists of the series name (i.e. DFE or FLE) followed by the platform size and the scale capacity in thousands of pounds. Example: DFE-2424-5, where the platform size is 24" x 24" and the scale capacity is 500 lb. Range of capacities 500 lb to 20,000 lb	Floor Scales	DFE and FLE Series	III	500 to 20,000 lb	24x24 - 96x120 in	
88-291A2	05/31/91	Weigh-Tronix, Inc.	XXX-2424-5, XXX-2424-1, XXX-3030-1, XXX-3030-2, XXX-3030-5, XXX-3636-2, XXX-3636-5, XXX-4848-2, XXX-4848-5, XXX-4848-10, XXX-4848-2, XXX-4860-5, XXX-4860-10, XXX-6060-2, XXX-6060-5, XXX-6060-10, XXX-6072-2, XXX-6072-5, XXX-6072-10, XXX-6072-20, XXX-6072-5, XXX-6084-5, XXX-6084-10, XXX-6084-20, XXX-6084-5, XXX-96120-20 & XXX-96120-20.	Floor Scales	DFE & FLE Series	III	500 to 20,000 lb	24x24 - 60x72	Load Cell Electronic
89-105	10/02/89	Weigh-Tronix, Inc.		Floor Scales	SC-100	III	500 x 0.5 lb	27 x 28.5 in	Digital Electronic Platform SC
90-107	08/21/90	Weigh-Tronix, Inc.	SC-2227-500, SC-2229-300, SC-2229-500, SC-2730-300 & SC-2730-500.	Floor Scales	SC-2227-300	III	300 lbs (150kg)	22" X 27"	Digital Electronic
88-222PN	10/11/88	Weigh-Tronix, Inc.	LP 3636-02, -4848-05, -6060-05, -6060-10, -6060-20, -7248-05, -7248-10, -7260-10, -7260-20, -7272-10, -7272-20, -8460-10, -8460-20, -9660-10, -9660-20, -9672-30, -10884-20, -10884-40, -108144-20. LPF 3636-02, -4848-05, -6060-10, -6060-20, -7248-05, -7248-10, -7260-10, -7260-20, -8460-10, -8460-20. LPFS 3636-02, -4848-05, -6060-05, -6060-10, -6060-20, -7248-05, -7248-10, -7260-10, -7260-20, -8460-10, -8460-20	Floor Scales	LP Series	III	see certificate	see certificate	Digital Electronic Low Profile
88-232A	04/19/89	Weigh-Tronix, Inc.	-4848-5, -4848-10, -4860-5, -4860-10, -4872-5, -4872-10, -6060-5, -6060-10, -6060-20, -6072-10, -6084-10, -6084-20, -6084-30	Floor Scales	STE and SLE	III	5k to 30k lb	48"x48" - 60"x84"	Electronic Load Cell
<b>Grain Test Scale</b>									
88-202	10 04 88	Mettler Instrument Corporation		Grain Test Scale	PM 2200-1/49	II	0 - 200 x 0.01 g	13cm diameter	Digital Electronic

LISTING BY DEVICE TYPE

CC No.      Date      Company Name      Other Models      Device Type      Model      Accuracy Class      n      Capacity      Platform size      Comments

91-103	12/13/91	Ohaus Corporation		Grain Test Scale	GT 4400-G	II	40,000	see below	6.5" diameter	Digital Electronic	
			Capacities: 0-400 x 0.01 g, 400-4,000 x 0.1 g								
91-153	03/16/92	Seedburo Equipment Company		Grain Test Scale	8800A	III	see below	500x0.2/2000x0.5g	15cm x 12.5 cm	Digital Electronic	
			2500 (0-500g); 4000(0-2000g)								
91-153A1	04/09/92	Seedburo Equipment Company		Grain Test Scale	8800A	III	see below	see below	15cm x 12.5cm	Digital Electronic	
			N-max: 2500(0-500g); 4000(0-2000g). Capacities: 500 x 0.2g/2000 x 0.5g								
86-015	06/25/86	Vertex Industries, Inc.		Grain Test Scale	DWM2-1SE	II	12000	120 x .01 g	4.4" x 3.2" scoop	Mechanical-Equal Arm	
<b><u>Hanging Scale</u></b>											
88-110	06/09/88	Cardinal/Detecto Scale Mfr. Co.		Hanging Scale	40 S	III	512	32 lb x 1 oz	Com. Pan	Mechanical Dial Hanging Scale	
88-111	06/09/88	Cardinal/Detecto Scale Mfr. Co.		Hanging Scale	40 S	III	512	32 lb x 1 oz	Com. Pan	Mechanical Dial Hanging Scale	
86-030	12/04/86	John Chatillon & Sons, Inc.		Hanging Scale	Type 027	III	640	20 lb x 1/2 oz	Scoop	Superseded by 86-030A	
			0723TG, 0723TAS, 0720T								
86-030A	06/02/88	John Chatillon & Sons, Inc.		Hanging Scale	027/A	III	640	20lb x 1/2oz	Pan ETC	Mechanical Hanging Dial Scale	
87-092	05/03/88	John Chatillon & Sons, Inc.		Hanging Scale	0024/A	III	960	30lb x 1/2 oz	Pan	Mechanical Hanging Scale	
88-032	03/01/88	John Chatillon & Sons, Inc.		Hanging Scale	7280XHT	III	600	150 x 1/4 lb		Dial hanging scale	
			7280 XHTR								
88-060	05/03/88	John Chatillon & Sons, Inc.		Hanging Scale	0028/A	III	960	30lb x 1/2oz	Pan	Mechanical Dial	
			Optional Capacities: 60 lb x 1 oz, 30 lb x 1/2 oz, 15 kg x 0.02 kg. Other Distributor: Hobart Corporation, Models: PR30-1, -30-2, -30-3								
89-028	06/16/89	John Chatillon & Sons, Inc.		Hanging Scale	DHA 30	III	3000	30 x 0.01 lb		Digital Electronic	
			DHA 15K, capacity 15 x 0.005 kg								



LISTING BY DEVICE TYPE

CC No.	Date	Company Name	Other Models	Device Type	Model	Accuracy Class	n	Capacity	Platform size	Comments
90-018	02/16/90	John Chatillon & Sons, Inc.		Hanging Scale	DHB 300	III	3000	300 x 0.1 lb		Digital Electronic
			DHB 150K, DHB 100, DHB 50K							
86-021	09/09/86	Measurement Systems International		Hanging Scale	3260	III	2500	250 x 0.1 lb		Digital Electronic
89-090	11/21/89	Measurement Systems International		Hanging Scale	4260	III	2000	2000 lb		Load Cell Electronic
89-044	05/25/89	Metro Equipment Corporation		Hanging Scale	HDS-820	III	640	20 lb x 1/2 oz	Model A-250	Mechanical Dial
			A-251 (SS Round Pan), A-264 (SS Large Round Pan)							
91-049	03/20/91	New Brunswick International, Inc.		Hanging Scale	LCB-1000H	III	3000	30 x .01 lb	13" diameter	Digital Electronic
91-145		New Brunswick International, Inc.		Hanging Scale	DS560					IN PROCESS
88-264	01/26/89	Stress-Tek, Incorporated		Hanging Scale	ST-300	III	1,500	300 lb		Digital Electronic
92-026	03/18/92	The Scale People, Inc.		Hanging Scale	2805-S	III	640	20 lb x 0.5 oz	Pan/other attach.	Mechanical Dial
90-131	09/24/90	Tri-Coastal Industries		Hanging Scale	OKD-6	III	2,500	see below		Digital Electronic
			Capacities: 1,2500 x .5 lb, 2,500 x 1 lb, 5,000 x 2 lbs.							
89-106	10/06/89	Weigh-Tronix, Inc.		Hanging Scale	HSDC 200	III	1995	195 x .1 lb		Digital Electronic
90-029	02/14/90	Weigh-Tronix, Inc.		Hanging Scale	PCSR 3400	III	5000	2000 x 1 lb		Digital Electronic
			3401 (remote display)							
90-137	10/02/90	Weigh-Tronix, Inc.		Hanging Scale	HS-100	III	1950	195 x .1 lb		Load Cell Electronic
<b>Hopper Scale</b>										
91-047	04/18/91	Alcoa Recycling Machinery Services		Hopper Scale	WH27	III	3,000	300 x 0.1 lb		Digital Electronic
			Dimensions: 3 ft x 3 ft							

LISTING BY DEVICE TYPE

CC No.	Date	Company Name	Other Models	Device Type	Model	Accuracy Class	Capacity	Platform size	Comments
87-037P	09/14/87	Astec Industries		Hopper Scale	SEB	III L	75 x 0.02 ton		Portable Hopper Scale
89-128	10/24/89	Astec Industries		Hopper Scale	WB		20,000 lb		Supersceded by 89-128A1
89-128A1	04/18/90	Astec Industries		Hopper Scale	WB, WB-A, AC, DA	III L	1,000 - 20,000 lb		Digital Electronic
88-011PN	03/01/88	Cardinal/Detecto Scale Mfgr. Co.		Hopper Scale	FS Series	III/III L	5000 - 300000 LB		Floor Tank & Hopper Mech. lev.
			FS-1F, -2F, -2.5F, -3F, -4, -5, -6, -7, -8, -9, -10, -11						
88-016PN	03/01/88	Cardinal/Detecto Scale Mfgr. Co.		Hopper Scale	SH Series	III/III L	1,000 - 100,000lb		Suspension Hopper Lever Sys.
			SH-1, -2, -3, -3.5, -4, -5, -6, -7, -8. Capacity range 1,000 to 100,000 lbs						
90-119	09/11/90	CMI Weighing Equipment		Hopper Scale	SE/SW 653B	III L	60 x .01 tons		Load Cell Electronic
92-007		Concrete Equipment Co. Inc.		Hopper Scale	1170, 2150				IN PROCESS
92-069	05/06/92	Mathews Ready Mix Inc.		Hopper Scale	A.W.H.-1 & C.W.H.-1		see certificate		Load Cell, Electronic
90-153	03/07/91	McNeilus Truck & Mfg. Inc.		Hopper Scale	RL20000-5K	III L	40k to 10k lb		Weighing Element Electronic
			Load cell type: Rice Lake Weighing Systems RL20000-5K or RL20000-20K or certified equivalent.						
90-153.A1	07/02/91	McNeilus Truck & Mfg. Inc.		Hopper Scale	AH-40 & CH-40	III L	4k - 40k		
89-165	02/16/90	Mid-America Scale Company		Hopper Scale	H-1, H-2, H-3	III L	7,000 lb	Hopper	Levers & Load Cell
			H-1, H-2, H-2, H-3, H-4						
88-141PN	07/25/88	Thurman Scale Company		Hopper Scale	TTS Series	III			Mecahnical Lever System
			TTS-2, -3, -4, -5, -6, -7, -8, -9, -10, -11, -12, -13, -14. Capacity range 1,000 to 100,000 lb						
88-142PN	07/25/88	Thurman Scale Company		Hopper Scale	TBS Series	III			Hopper and Tank Scales
			TBS-2, -3, -4, -5, -6, -7, -8, -9, -10, -11, -12, -13						

## LISTING BY DEVICE TYPE

CC No.	Date	Company Name	Other Models	Device Type	Model	Accuracy Class	n	Capacity	Platform size	Comments
<b>Indicating Elements</b>										
88-023	03/24/88	A&D Engineering, Inc.		Indicating Elements	AD 4321A & B	III/III L	10,000			Digital Electronic
88-023.A1	03/07/91	A&D Engineering, Inc.	AD 4321 SS; AD 4321 MS	Indicating Elements	AD 4321A & AD 4321B	III/III L	10,000			Digital Electronic
88-031	03/10/88	A&D Engineering, Inc.		Indicating Elements	AD4316	III/III L	10,000			Digital Indicating Element
88-095	06/08/88	A&D Engineering, Inc.		Indicating Elements	AD 4323	III/III L	10,000			Digital Indicator
89-037		A&D Engineering, Inc.		Indicating Elements	AD-4332A					
89-037A1	03/16/92	A&D Engineering, Inc.		Indicating Elements	AD 4322A	III & III L	10,000			Digital Electronic
86-033	12/04/86	Alkon Corporation		Indicating Elements	LCH-1	III/III L	1,000			
89-039	01/30/90	Ameacon, Inc.		Indicating Elements	PROCESS MATE 96	III L	10,000			
87-073	12/30/87	Analogic Corporation		Indicating Elements	AN5315	III/III L	10,000			Digital Indicating Element
87-074	12/30/87	Analogic Corporation		Indicating Elements	AN5316	III/III L	10,000			Digital Indicating Element
87-075	12/30/87	Analogic Corporation		Indicating Elements	AN5322	III/III L	10,000			Digital Indicating Element
88-175	11/01/88	Analogic Corporation		Indicating Elements	ITG 3030	III/III L	10,000			Digital Electronic
91-083	05/22/91	Analogic Corporation		Indicating Elements	AN3050	III/III L	10,000			Electronic
88-097	06/08/88	Applied Forces Corporation		Indicating Elements	F3, F4, F5, and F6	III/III L	10,000			Digital Indicator

LISTING BY DEVICE TYPE

CC No.	Date	Company Name	Other Models	Device Type	Model	Accuracy Class	n	Capacity	Platform size	Comments
88-097A1	09/11/90	Applied Forces Corporation		Indicating Elements	F3, F4, F5, F6	III/III L	10,000			Digital Electronic
86-008	05/28/86	Baader North America Corp.		Indicating Elements	8600 Series		3000			
			8605.15.00: 8605.15.05: 8610.20.00: 8610.20.03: 8610.20.06: 8610.20.07: 8610.20.08: 8615.25.00: 8615.25.05							
90-066	04/18/90	Better Built Scale Products		Indicating Elements	UMC 555 AAAA	III/III L	10,000			Digital Electronic
			Optional Models: UMC 555 ---, Enclosure: A = Standard, Mildsteel Painted, B = Nema Enclosure. Input Power: A = 117 VAC, 60Hz, B = 227 VAC, 50Hz. Load Cell Term: A = Standard 6-wire Connector, B = RFI-Shielded 6-Wire Connector: A = Standard, B = Non-Standard.							
91-072	05/15/91	Bizerba United States, Inc.		Indicating Elements	MCE-XX	III	6,800			Digital Electronic
91-073	05/15/91	Bizerba United States, Inc.		Indicating Elements	MCI-W	III	6,800			Digital Electronic
91-074	05/15/91	Bizerba United States, Inc.		Indicating Elements	20	III	6,800			Load Cell Electronic
91-075	05/15/91	Bizerba United States, Inc.		Indicating Elements	150	III	6,800	300 x 0.05 lb	15.7 x 19.7 "	Flexure Lever, Load Cell
91-076	05/15/91	Bizerba United States, Inc.		Indicating Elements	350	III	6,800	600 x 0.05 lb	23.7 x 31.5"	Flexure Lever-Load Cell
87-082	12/18/87	BLH Electronics, Inc.		Indicating Elements	LCI	III/III L	10,000			Digital Indicating Element
91-129	08/21/91	Brechtbuhler Scales, Inc.		Indicating Elements	UMC 600 XX-XX	III/III L	10,000			Digital Electronic
91-130	08/22/91	Brechtbuhler Scales, Inc.		Indicating Elements	UMC 555-XXXX Series	III/III L				Digital Electronic
86-035A2	04/18/90	Cardinal/Detecto Scale Mfr. Co.		Indicating Elements	738	III/III L	10,000			Digital Electronic
86-035A3	07/29/91	Cardinal/Detecto Scale Mfr. Co.		Indicating Elements	738/738 SCD	III/III L	10,000			Digital Electronic
89-031	01/10/90	Cardinal/Detecto Scale Mfr. Co.		Indicating Elements	6000 & 6800	III	5000			Digital Electronic

LISTING BY DEVICE TYPE

CC No.	Date	Company Name	Other Models	Device Type	Model	Accuracy Class	Capacity	Platform size	Comments
86-035	12/17/86	Cardinal/Detecto Scale Mfr. Co.		Indicating Elements	738	III/III L	10,000		Digital Electronic
86-035A	03/25/88	Cardinal/Detecto Scale Mfr. Co.	738 BA (Batch Aid)	Indicating Elements	738	III/III L	10,000		Digital Electronic
88-133PN	06/17/88	Cardinal/Detecto Scale Mfr. Co.	3200, 3250, 3300, 3025, 3050, 3075, 3500	Indicating Elements	3000 Series	III	1,200		Mechanical Dial Indicator
86-036	12/19/86	Cardinal/Detecto Scale Mfr. Co.		Indicating Elements	10K	III/III L	10000		Digital Electronic
92-072	05/06/92	Cedarapids, Inc.		Indicating Elements	HMS 3006	5,000			
90-024	02/14/90	CMI Weighing Equipment		Indicating Elements	UMC 2000 XX-XX UMC 2000, UMC 2002, UMC 2004, UMC 2006, UMC 2008	III/III L	10,000		Digital Electronic
90-025	02/14/90	CMI Weighing Equipment		Indicating Elements	UMC UMC 555AAAA	III/III L	10,000		Digital Electronic
90-026	02/14/90	CMI Weighing Equipment		Indicating Elements	UMC 600 AA-AA	III/III L	10,000		Digital Electronic
90-093	08/21/90	CompuWeigh		Indicating Elements	Compudraft 2000 Compudraft Series 2000 console consisting of a self contained 19 inch compact case incorporating a 9-inch CRT, a flip-down alpha keyboard, and a single board Computer with Platform Scale Software.	III/III L			Electronic
88-066	04/20/88	Condec Consolidated Controls		Indicating Elements	UMC 2000 XX-XX UMC 2000-66, -2002-66, -2004-66, -2000 XX-XX, -2002 XX-XX, -2004 XX-XX, -2006 XX-XX, -2008 XX-XX, -2010 XX-XX, -2012 XX-XX	III/III L	10,000		Digital Indicating Element
88-070	06/28/88	Condec Consolidated Controls		Indicating Elements	UMC 600 AA-AA	III/III L	10,000		Digital Electronic
88-225	01/25/89	Condec Consolidated Controls		Indicating Elements	UMC 555AAAA	III/III L	10,000		Digital Electronic
91-081	03/25/92	Consolidated Controls, Eaton Corporation		Indicating Elements	UMC 5600	III/III L	10,000		Digital Electronic

LISTING BY DEVICE TYPE

CC No.	Date	Company Name	Other Models	Device Type	Model	Accuracy Class	Capacity	Platform size	Comments
91-005	01/10/91	Diamond Control Systems		Indicating Elements	Guardian WS				Data Procession Unit
91-070	04/15/91	Digi Matex, Inc.		Indicating Elements	DI-10	III	5000		Digital Electronic
90-049	06/14/90	Digi Postal Corporation		Indicating Elements	DP-101-U		1999		Digital Electronic
91-113		Division Scale	Optional Model:	Indicating Elements	DSP-BSI	III			IN PROCESS
89-051	10/12/89	Doran Scales, Inc.		Indicating Elements	ML 8000	III	3000		Digital Electronic
89-051 AMENDED	05/20/91	Doran Scales, Inc.		Indicating Elements	8000M	III	3000		Digital Electronic
89-051A1	02/04/92	Doran Scales, Inc.		Indicating Elements	8000MIS	III	3000		Digital Electronic
91-106	03/23/92	Doran Scales, Inc.		Indicating Elements	7000M	III	3000		Digital Electronic
91-154		Doran Scales, Inc.		Indicating Elements	4200M				IN PROCESS
92-080		Doran Scales, Inc.		Indicating Elements	4100L				IN PROCESS
88-225.A1	01/03/91	Eaton Corporation		Indicating Elements	UMC555-XXXX Series	III/III L	10,000		Digital Electronic
90-048	04/25/90	Epelsa International, Inc.	Other manufacturer:	Indicating Elements	LC-110 & LC-210	III, III L	3,000		Digital Electronic
91-092	06/10/91	Epelsa International, Inc.	5000, Class III;	Indicating Elements	FIRST-Weigh DI12	III/III/L			Digital Electronic
86-011	06/04/86	Fairbanks Scales	10,000 - Class III	Indicating Elements	90-100	III	2000		Digital Load Cell

LISTING BY DEVICE TYPE

CC No.	Date	Company Name	Other Models	Device Type	Model	Accuracy Class	n	Capacity	Platform size	Comments
86-012	06/19/86	Fairbanks Scales		Indicating Elements	90-164	III/III L	10000			Digital Electronic
86-013	06/19/86	Fairbanks Scales		Indicating Elements	H90-167-1	III/III L	10000			Digital Electronic
87-021	05/21/87	Fairbanks Scales	H90-3042, H90-3042B	Indicating Elements	H90-3043	III/III L	6,000			Digital Indicating Element
88-073	08/30/88	Fairbanks Scales		Indicating Elements	90-161A	III/III L	10,000			Digital Electronic
88-076	01/26/89	Fairbanks Scales	90-167-XX	Indicating Elements	90-164-XX	III/III L	10,000			Digital Electronic
88-078	01/25/89	Fairbanks Scales		Indicating Elements	90-110	III/III L	5,000			Digital Electronic
88-079	01/26/89	Fairbanks Scales		Indicating Elements	90-3045	III/III L	10,000			Digital Electronic
88-308	01/26/89	Fairbanks Scales		Indicating Elements	H90-1701; H90-1702	III/III L	10,000			Digital Element
90-042	04/25/90	Fairbanks Scales		Indicating Elements	90-166	III, III L	10,000			Digital Electronic
90-043	03/07/91	Fairbanks Scales		Indicating Elements	90-515 & 90-516	III/III L	10,000			Digital Electronic
90-084	09/13/90	Fairbanks Scales		Indicating Elements	H90-3051	III/III L	10,000			Digital Electronic
90-094	06/14/90	Fairbanks Scales		Indicating Elements	70-1414	III	2000	100 x .05 lb	14" x 14"	Load Cell Electronic
90-128	08/30/90	Fairbanks Scales	H90-5150 & H90-5200.	Indicating Elements	H90-5100	III/III L	10,000			Digital Electronic
91-065		Fairbanks Scales		Indicating Elements	Datamaster	III				IN PROCESS

LISTING BY DEVICE TYPE

CC No.	Date	Company Name	Other Models	Device Type	Model	Accuracy Class	Capacity	Platform size	Comments
91-152	03/23/92	Fairbanks Scales	90-154	Indicating Elements	90-158	III/III L	5000		Digital Electronic
92-034	03/26/92	Fairbanks Scales		Indicating Elements	System IV	III/III L	10,000		Electronic
92-050	03/27/92	Fairbanks Scales	H90-3052; 90-3052D; H90-3052D	Indicating Elements	90-3052	III/III L	5000		Digital Electronic
90-048A1	03/12/92	FIRST-Weigh	n: 5000-Class III; 10,000-Class III L	Indicating Elements	FIRST-Weigh D121/11	III/III L	see below		Digital Electronic
87-003	04/07/87	Flex-Weigh Corporation		Indicating Elements	DWM-IV	III/III L	10,000		Superseded by 87-003A
87-003A	05/21/87	Flex-Weigh Corporation		Indicating Elements	DWM IV	III/III L	10,000		Digital Indicating Element
88-100A1	03/16/92	Flex-Weigh Corporation		Indicating Elements	FLB SERIES	III	500	500 - 10,000 lb 24"x24" - 72"x96"	Flexure Lever, Load Cell
90-033	04/30/90	Gedge Systems		Indicating Elements	GS1650B	III/III L	10,000		Digital Electronic
88-087	06/13/88	General Electronic Systems, Inc.		Indicating Elements	4535	III	10,000		Digital Checkweigh Indicating
88-088	06/13/88	General Electronic Systems, Inc.		Indicating Elements	531	III/III L	10,000		Digital Indicating Element
88-088P	05/26/88	General Electronic Systems, Inc.		Indicating Elements	531	III/III L	10,000		Superseded by 88-088
88-254	05/02/89	General Electronic Systems, Inc.	Freedom I	Indicating Elements	Freedom II	III/III L	10,000		Digital Electronic
89-025	05/02/89	General Electronic Systems, Inc.		Indicating Elements	ECONO	III	5,000		Superseded by 89-025A
89-025A	10/24/89	General Electronic Systems, Inc.		Indicating Elements	ECONO-WEIGH	III/III L	5,000		Superseded by 89-025A



LISTING BY DEVICE TYPE

CC No.	Date	Company Name	Other Models	Device Type	Model	Accuracy Class	Capacity	Platform size	Comments
89-025A2	02/06/91	General Electronic Systems, Inc.	540SS	Indicating Elements	ECONO-WEIGH	III/III L	5,000		Digital Electronic
91-098	03/26/92	General Electronic Systems, Inc.	Optional Models see certificate	Indicating Elements	Freedom II/B	III/III L	10,000		Digital Electronic
91-114	03/26/92	General Electronic Systems, Inc.		Indicating Elements	GE600 & 600SS	III	10,000		Digital Electronic
88-188	10/28/88	GSE, Inc.		Indicating Elements	620	III	2,500		Digital Electronic
88-188A1	03/26/92	GSE, Inc.		Indicating Elements	620	III	3000		Digital Electronic
88-241	01/25/89	GSE, Inc.		Indicating Elements	622R	III	2,500		Digital Electronic
88-241A1	09/11/90	GSE, Inc.	n-max: 5000 class III; 10,000 class III L	Indicating Elements	622R	III/III L	see below		Digital Electronic
91-066	04/15/91	GSE, Inc.		Indicating Elements	550	III/III L	10,000		Digital Electronic
90-058	04/25/90	Hardy Instruments, Inc.		Indicating Elements	H2101 WC	III, III L	6,000, 9,000		Digital Electronic
90-075	04/25/90	Hardy Instruments, Inc.	HI 2151 WC-(XX)	Indicating Elements	HI 2150 WC-(XX)	III, III L	10,000		Digital Electronic
91-135	01/31/91	Hardy Instruments, Inc.		Indicating Elements	HI 2151/20 WC-(XX)	III/III L	10000		Digital Electronic
88-044	03/29/88	Howe Richardson Division		Indicating Elements	9000	III	10,000		Digital Indicating Element
89-087	10/24/89	Howe Richardson Division	HR-50 D, HR-50 DK, HR-50 W, HR-50 WK, HR-50 WS, HR-50 WSK, HR-50 B, HR-50 BK	Indicating Elements	HR-50	III/III L	10,000		Digital Electronic

LISTING BY DEVICE TYPE

CC No. Date Company Name Other Models Device Type Model Accuracy Class Capacity Platform size Comments

89-087A1	08/21/90	Howe Richardson Division		Indicating Elements	HR-50	III/III L	10,000		Digital Electronic
		HR-50 D, HR-50 DK, HR-50 W, HR-50 WK, HR-50 S, HR-50 WS, HR-50 WSK, HR-50 B, HR-50 BK (D means desk top, K means keyboard, W means washdown version, S means stainless steel when used as the second letter, B means panel mount, S as first letter means; small.							
92-060		Indiana Scale Company Inc.		Indicating Elements	IN-20				IN PROCESS
92-096		Industrial Data Systems, Inc.		Indicating Elements	SDI				IN PROCESS
88-231	11/01/88	Int. Weighing Systems, Inc	NCD 1400 FT	Indicating Elements	NCD 1400	III/III L	10,000		Digital Electronic
90-160	11/05/90	Intercomp Corporation	AM1660, AM2660	Indicating Elements	AM4660				Digital Electronic
89-003	03/01/89	Ishida Scales Mfg. Co., Ltd.		Indicating Elements	MTC 10 & MTC 20	III	3,000		Digital Electronic
91-060	03/16/92	Ishida Scales Mfg. Co., Ltd.	WL 600SS (Stainless steel enclosure)	Indicating Elements	WL600	III	3000		Digital Electronic
90-072	06/14/90	Jonel Engineering		Indicating Elements	JL-DSD-253B	III/III L	1,000		Digital Electronic
88-206	09/29/88	Metro Equipment Corporation		Indicating Elements	SEP-12K	III/III L	10,000		Digital Electronic
88-207	09/29/88	Metro Equipment Corporation		Indicating Elements	POLO-12K	III/III L	10,000		Digital Electronic
88-240	09/22/88	Metro Equipment Corporation	SX 10KIB, SX 10KOB	Indicating Elements	SX-10K	III/III L	10,000		Digital Electronic
88-240A1	01/10/92	Metro Equipment Corporation	SX-2002	Indicating Elements	SX-2000	III/III L	10,000		Digital Electronic
89-058	05/25/89	Morrison Weighing Systems, Inc.		Indicating Elements	T-3500M	III/III L	6,000		Digital Electronic

LISTING BY DEVICE TYPE

CC No.	Date	Company Name	Other Models	Device Type	Model	Accuracy Class	n	Capacity	Platform size	Comments
90-157	01/24/91	Morrison Weighing Systems, Inc.		Indicating Elements	DC100	III	10,000			Digital Electronic
			Other model: MP201/for use in batching systems							
88-081	05/03/88	Ohaus Corporation	I 20W	Indicating Elements	I 10	III	10,000			Superseded by 88-081A1
88-081A1	02/14/90	Ohaus Corporation	I 20W	Indicating Elements	I 10	III\ III L	10,000			Digital Electronic
88-229	09/13/88	Ohaus Corporation		Indicating Elements	PBI	III	5,000			Digital Electronic
90-185	01/24/91	Ohaus Corporation	Model I150-P with mild steel case	Indicating Elements	I150-S	III/III L	10,000			Digital Electronic
88-114	06/08/88	Pennsylvania Scale Company		Indicating Elements	5600	III/III L	5,000			Digital Indicating Element
88-114.A1		Pennsylvania Scale Company		Indicating Elements	5600					IN PROCESS
90-161	11/06/90	Pennsylvania Scale Company		Indicating Elements	6400	III	5000	1000 lb	24" x 24"	Load Cell Electronic
91-149A1		Pennsylvania Scale Company		Indicating Elements	7400M	III	5,000			IN PROCESS
91-016	03/07/91	PSI/Command Data		Indicating Elements	Scale Readout	III/III L	1000			Digital Electronic
89-020	07/05/89	Rice Lake Weighing Systems		Indicating Elements	UMC 2000 XX-XX	III/III L	10,000			Digital Electronic
			UMC 2000, -2002, -2004, -2006, -2008, -2010, -2012							
89-023	05/02/89	Rice Lake Weighing Systems	IQ 700 HB	Indicating Elements	IQ 600 HB	III/III L	10,000			Supersedes previous issues
89-117	10/24/89	Rice Lake Weighing Systems		Indicating Elements	UMC 555XXXX	III/III L	10,000			Digital Electronic

LISTING BY DEVICE TYPE

CC No.      Date      Company Name      Other Models      Device Type      Model      Accuracy Class      Capacity      Platform size      Comments

89-118	01/10/90	Rice Lake Weighing Systems		Indicating Elements	EL 1233HE	III/III L	10,000		Digital Electronic
89-118 Ammended	03/13/90	Rice Lake Weighing Systems		Indicating Elements	EL 1233HE	III/III L	10,000		Digital Electronic
90-022	02/06/90	Rice Lake Weighing Systems		Indicating Elements	WS 900				
91-038	03/06/91	Rice Lake Weighing Systems		Indicating Elements	IQ700HE	III/III L	10,000		Digital Electronic
91-039	03/06/91	Rice Lake Weighing Systems		Indicating Elements	IQ700SS	III/III L	10,000		Digital Electronic
91-040	03/06/91	Rice Lake Weighing Systems		Indicating Elements	555HE	III/III L	10,000		Digital Electronic
91-064	04/24/91	Rice Lake Weighing Systems	see certificate for specific specifications	Indicating Elements	UniWeigh				Personal Computer
91-132	08/22/91	Rice Lake Weighing Systems		Indicating Elements	IQ + 310 - YY	III/III L	10,000		Electronic
91-138	05/05/92	Rice Lake Weighing Systems		Indicating Elements	FB-XXX FB2430-2K, FB3030-2K, FB3636-3K, FB4848-2K, FB3846-3K, FB3846-10K, FB4848-5K, FB4848-10K, FB4848-20K, FB4860-5K, FB4860-10K, FB4860-20K, FB4872-5K, FB4872-10K, FB4872-20K, FB6060-5K, FB6060-10K, FB6072-10K, FB6072-20K, FB6084-10K & FB6084-20K. Capacities: 2,000 lb, 3,000 lb, 5,000 lb, 10,000 lb & 20,000 lb. Platform sizes: 24" x 24", 30" x 30", 36" x 36", 48" x 48", 48" x 48" x 46", 48" x 48" x 72", 60" x 60", 60" x 72", 60" x 84".	III	5,000	see below	Flexure Lever, Load Cell
92-013	03/26/92	Rice Lake Weighing Systems		Indicating Elements	IQ + 810-XY	III/III L	10,000		Digital Electronic
88-290A1	08/21/90	RSB Engineers/Planners, Inc.	see certificate for specific models, capacities and platform sizes.	Indicating Elements	SP 1000 Series	III L	10,000	see below	Load Cell Electronic
91-014	03/12/92	Scales Unlimited Inc.		Indicating Elements	AGES 3PL				Scale System Controller
87-039	09/25/87	Seltec Corporation		Indicating Elements	AD500	III L	10,000		Superseded by 87-039A

## LISTING BY DEVICE TYPE

CC No.	Date	Company Name	Other Models	Device Type	Model	Accuracy Class	n	Capacity	Platform size	Comments
87-039A	10/28/88	Seltec Corporation	BL 500, AB 500, CB 500	Indicating Elements	AD 500	III L	10,000			Digital Electronic
89-013PN	05/01/89	Smith Meter Inc.		Indicating Elements	AL-1-XU, AL-2-XU					Digital Electronic Whisl Meter
91-134	08/28/91	Smith Meter Inc.		Indicating Elements	ACCULOAD II-SEQ					Digital Electronic
86-027	11/12/86	Sterling Scale Company, Inc.		Indicating Elements	6000 Plus	III L	10000			
88-260	02/10/89	Sterling Scale Company, Inc.		Indicating Elements	DW650	III/III L	5K,10K			Digital indicating element
90-038	04/25/90	Sterling Scale Company Inc		Indicating Elements	DW750	III, III L	10,000			Digital Indicator
88-301	01/25/89	Systems Associates, Incorporated		Indicating Elements	525	III/III L	10,000			Digital Electronic
91-077	03/03/91	Tara Systems		Indicating Elements	TR-1	III/III L				
91-077.A2	03/16/92	Tara Systems	n-max: Class III: 5000; Class III L: 10000	Indicating Elements	TR-1	III/III L	see below			Digital Electronic
88-172	08/30/88	Tele-Weight, Inc.		Indicating Elements	F-4V	III/III L	10,000			Livestock Scale Indicator
88-172 A1	11/02/90	Tele-Weight, Inc.		Indicating Elements	TW-1	II/III L	10,000			Livestock Scale Indicator
88-172 A2	11/02/90	Tele-Weight, Inc.		Indicating Elements	TW-1	III L	10,000			Digital Electronic
88-172.A3	04/17/92	Tele-Weight, Inc.		Indicating Elements	TW-1	III L	10,000			Digital Electronic
91-037	04/01/91	The Scale Store		Indicating Elements	MXP-9900	III-III L	10,000			Digital Electronic

LISTING BY DEVICE TYPE

CC No. Date Company Name Other Models Device Type Model Accuracy Class n Capacity Platform size Comments

88-140PN	07/25/88	Thurman Scale Company		Indicating Elements	320 and 325	III	1,200		Dial Indicator
91-007	02/12/91	Thurman Scale Company		Indicating Elements	430	III/III L	10,000		Digital Electronic
91-008	01/12/91	Thurman Scale Company		Indicating Elements	455	III/III L	10,000		Digital Electronic
91-009	02/12/91	Thurman Scale Company		Indicating Elements	465	III/III L	10,000		Digital Electronic
91-010	02/12/91	Thurman Scale Company		Indicating Elements	620				Digital Electronic
91-017	02/12/91	Thurman Scale Company		Indicating Elements	405	III	5,000		Digital Electronic
87-016A1	08/05/91	Toledo Scale Corporation		Indicating Elements	8146 & 8146D	III/III L	10,000		Digital Element
87-105.A1	07/22/91	Toledo Scale Corporation		Indicating Elements	M8141/8141	III/III L	10,000		Digital Electronic
88-259	01/25/89	Toledo Scale Corporation		Indicating Elements	8530	III/III L	10K		Electronic
89-082	01/06/90	Toledo Scale Corporation		Indicating Elements	8520	III	10,000	100 X 0.01 lb	Digital Indicator
89-082 Amended	10/21/91	Toledo Scale Corporation		Indicating Elements	8520A	III	10,000		Digital Electronic
89-083	01/06/90	Toledo Scale Corporation		Indicating Elements	8520A	II/III/3L	60,000	30 X 0.0005 kg	Digital Electronic
89-083 Amended	10/21/91	Toledo Scale Corporation		Indicating Elements	8520	see comts	10,000		Class: II, III, III L
89-104PA1	11/02/90	Toledo Scale Corporation		Indicating Elements	2155	III	6,000	1,000 to 5,000 lb	Electronic
89-145	03 27 90	Toledo Scale Corporation		Indicating Elements	8510	III/III L	10,000	3' x 3' - 5' x 5'	Digital Electronic



LISTING BY DEVICE TYPE

CC No.      Date      Company Name      Other Models      Device Type      Model      Accuracy Class      Capacity      Platform size      Comments

89-086 A1	01/03/91	Tyrel Corporation	TC-10A	Indicating Elements	TC-10	III/III L	10,000		Digital Electronic
91-063	02/06/92	Tyrel Corporation		Indicating Elements	UniWeigh				Personal Computer
87-066A	05/25/89	Weight-Tronix, Inc.		Indicating Elements	WI 110	III/III L	6K, 10K		Digital Electronic
87-121.A4	06/13/91	Weight-Tronix, Inc.		Indicating Elements	4000-1 & IS-4100 Load Cell Model: Mark III E or Mark XVI.	III	3500 see below 15 x 0.005 lb, 29.99 x 0.01 lb, 30 x 0.01 lb, 50 x 0.02 lb, 99.95 x 0.05 lb, 100 x 0.05 lb.	12" x 14"	Digital Electronic
88-235	09/12/88	Weight-Tronix, Inc.		Indicating Elements	WI-120	III/III L	10,000		Digital Electronic
90-030	02/14/90	Weight-Tronix, Inc.		Indicating Elements	WI-171	III	5000		Electronic, Price Computing
90-112	11/02/90	Weight-Tronix, Inc.		Indicating Elements	3270M	III/III L	10,000		Digital Electronic
90-113	11/02/90	Weight-Tronix, Inc.		Indicating Elements	WI-160	III/III L	10,000		Digital Electronic
90-134	10/02/90	Weight-Tronix, Inc.		Indicating Elements	Motion Stabilizer Description: The "Digital Motion Stabilizer" package is a digital filter software package for electronic digital indicators.	III/III L			Digital Filter Package
91-024	02/01/91	Weight-Tronix, Inc.		Indicating Elements	WI-190M The Model WI-190M is the main electronics module that contains the analog to digital converter, microprocessor controller, and calibration storage.	III	5000		Indicator Electronics
91-062	04/15/91	Weight-Tronix, Inc.		Indicating Elements	WI-114 The WI-114 is a weight display that sums the weight values from up to 3 separate Model WI-110 weight indicating elements. It is intended to be used on a vehicle scale with up to 3 individual weighing elements to provide axle-load weights plus the gross weight of the vehicle to comprise a single weighing system.	III/III L	10,000		Digital Electronic
88-020	03/01/88	Weight-Tronix, Inc.		Indicating Elements	560	III/III L	10,000		Digital Indicating Element
88-236	09/22/88	Weight-Tronix, Inc.	575R, 575S	Indicating Elements	575	III/III L	5,000		Digital Electronic



LISTING BY DEVICE TYPE

CC No.	Date	Company Name	Other Models	Device Type	Model	Accuracy Class	n	Capacity	Platform size	Comments
87-031	07/14/87	Welgh-Tronix, Inc.		Indicating Elements	5788	III/III L	10,000			Digital Indicating Element
87-042	09/14/87	Weigh-Tronix, Inc.	5790R, 5790S	Indicating Elements	5790	III/III L	5,000			Digital Indicating Element
87-066	09/29/87	Welgh-Tronix, Inc.		Indicating Elements	WI 110	III/III L	6K, 10K			Digital Indicating Element
88-235A	04/04/89	Weigh-Tronix, Inc.	WP-230, WP 231	Indicating Elements	WI-120	III/III L	10,000			Digital Electronic
87-029	07/14/87	Western Scale Company Limited		Indicating Elements	DF 2000	III/III L	5,000			Digital Indicating Element
87-117	03/10/88	Western Scale Company Limited		Indicating Elements	DF-1000	III/III L	10,000			Digital Indicating Element
86-006	05/06/86	William M. Wilson's Sons, Inc.		Indicating Elements	2001, 2002					Digital Electronic
92-035		Winstow Scale Company		Indicating Elements	Type Series 7					IN PROCESS
88-099	06/28/88	Wisconsin Electrical Mfr. Co., Inc	HMB-3000	Indicating Elements	HML-3000	III L	10,000			Digital Electronic
91-160	03/23/92	Wisconsin Electrical Mfr. Co., Inc	HI 2151 WC-(XX)	Indicating Elements	HI 2150 WC-(XX)	III/III L	10,000			Digital Electronic
<b><u>Jewelers' Balance</u></b>										
87-001	03/13/87	Mettler Instrument Corporation		Jewelers' Balance	PM Series/49	II	40,000	4000 x 0.01g	6.5" dia	Digital
87-001A	03/01/89	Mettler Instrument Corporation	n, class I - 120,000; n, class II - 20,000; PM2000C/49 (Class I); PM1200/49 (Class I); PM6100/49 (Class I); CM200/49 (Class II); PM400C/49 (Class II); PM15/49 (Class II)	Jewelers' Balance	PM/49 & CM/49 Series I and II			110g to 16,006 g		Digital Electronic

LISTING BY DEVICE TYPE

CC No.	Date	Company Name	Other Models	Device Type	Model	Accuracy Class	Capacity	Platform size	Comments
87-004	04/06/87	Mettler Instrument Corporation	Jewelers' Balance	PJ Series/49 PJ3000/49, PJ3000/49, PJ4000/49, PJ4000/49, PJ3600/49, PJ3600/49	PJ Series/49 PJ3600/49, PJ3600/49	II	4100 x 0.1 g	6.5" dia	Grain Test Scale
87-004A	05/24/88	Mettler Instrument Corporation	Jewelers' Balance	PJ600G, PJ4000G, PJ6000G, PJ3600G	PJXXXXG Series	II	4100 x 0.1 g	6.5" dia.	Digital Electronic
87-004A2	03/29/89	Mettler Instrument Corporation	Jewelers' Balance	PJ600/49: PJ6/49: PJ12/49: PJ1220/49: PJ15/49	PJ Series	II	610g to 15,000		Digital Electronic
91-026	02/01/91	Mettler Instrument Corporation	Jewelers' Balance	AE 1000C/49	AE 1000C/49	I	1025 x 0.1 c	80 mm diameter	Digital Electronic
88-227	09/22/88	Chaus Corporation	Jewelers' Balance	GJ-4400-L, GT-4000-L	GT 4400-L	II	0 - 400 x 0.01 g	6.5" Diameter	Digital Electronic
89-084	08/17/89	Chaus Corporation	Jewelers' Balance		CT-600L	III	600 x .1 g	4 In. diameter	Digital Electronic
88-119	09/09/88	Sartorius Corporation	Jewelers' Balance	L Series L420S-*U2, L220S-*U2, L220S-XU2, L2200S-*U2, L310-*U2, L310-XU2, L610-*U2, L610-XU2	L Series	II	424 g	5" dia.	Grain Test Scale
88-120	09/09/88	Sartorius Corporation	Jewelers' Balance	U and X Series U6100-*U2, U6100-XU2, U6-*U2, U6-XU2, X1493-XU2, X1493-*U2.1, X1493-XU2.1	U and X Series	II	6,100 g	5" dia.	Digital Electronic
88-121	09/09/88	Sartorius Corporation	Jewelers' Balance	E and I Series E4800S-*U2, I4800S-*U2, I1000S-*U2, E12000S-*U2, E12S-*U2, I12000-*U2, I12S-*U2, I6800-*U2, I6-*U2	E and I Series	II	4840 g	235 mm x 190 mm	Grain Test Scale
88-122	09/09/88	Sartorius Corporation	Jewelers' Balance	P Series P500-*U2, P5-*U2	P Series	II	505 g	110 mm Diameter	Grain Test Scale
88-123	09/09/88	Sartorius Corporation	Jewelers' Balance	H and G Series H51-*U2, H120-*U2, H310-*U2, G150D-*U2	H and G Series	II	31 g	63 mm Diameter	Grain Test Scale
88-187	11/01/88	Sartorius Corporation	Jewelers' Balance	X1493-X	X1493-X	II	6,100 x 0.1g	5.9" x 4.6"	Explosion Proof Electronic

LISTING BY DEVICE TYPE

CC No.	Date	Company Name	Other Models	Device Type	Model	Accuracy Class	n	Capacity	Platform size	Comments
88-027	03/24/88	Scientech, Inc.		Jewelers' Balance	5550	II	50,000	50 x 0.01 g	4.5" Diameter	Digital Electronic
<b><u>Livestock Scale</u></b>										
88-017PN	03/01/88	Cardinal/Detecto Scale Mfg. Co.		Livestock Scale	LS Series 31, LS51208, LS51408, LS51608, LS1016, LS1018, LS1022, 1030 S, 1530 S, 2026 S	III/III L		1.5 - 20 ton	8 x 3 - 26 x 14'	Mechanical Weighing Element
89-088	10/06/89	Durline Scales and Mfg., Inc.		Livestock Scale	LS 40403	III L	10,000	50,000 lb	40' x 14'	
88-153PN	06/17/88	Fairbanks Scales	MT-40403, LS-3420, LS-2620, LS-3020	Livestock Scale	11-3300 Series	III L		10 tons	8' - 9' x 15'	Mechanical Livestock Scale
88-157PN	06/17/88	Fairbanks Scales		Livestock Scale	11-6100 Series	III L		5 - 20 ton	14' x 8'	Mechanical Levertronic
The following model designations carry a prefix of 11- or 14-. The 11- models are mechanical scales. The 14- models are levertronic (lever system with load cell) scales (e.g. 11-6186A is mechanical and 14-6186A is levertronic). Models: 6186A, 6187A, 6188A, 6189A, 6190W, 6190, 6192A, 6197A, 6198, 6199.										
88-168PN	10/12/88	Fairbanks Scales		Livestock Scale	V Series V18-1015-220, V22-1015-220, V35-10353325, V20-1015-220	III L				Mechanical Lever System
92-059		Livestock Marketing Services Corporation		Livestock Scale	Market Master					IN PROCESS
88-253	02/10/89	Marsh Scale, Inc.		Livestock Scale	MCS-14, MCS-20, SMCS-18, MCS-25. Capacities (lb): 10,000 and 20,000	III L				Mechanical Lever System
88-253 Amended	06/06/91	Marsh Scale, Inc.		Livestock Scale	MCS-14, MCS-20, SMCS-18 & MCS-25. CLC: 5,700 lb & 11,700 lb. Platforms: 14' x 8', 20' x 8', 18' x 6'8" & 25' x 8'.	III L		see below	see below	Mechanical Lever System
91-068	11/19/91	Powell All-Steel Scales		Livestock Scale	XXYYECZ	III L	3,000	10K-13.5K x 5 lb		Load Cell, Electronic
CLC: 9,000 lb. The specific models covered by this certificate are XXYYECZ where XX denotes the scale capacity in thousand pounds, YY denotes scale length in feet, and Z denotes the scale width in feet. Platform: 15' x 8' - 4" x 4" (The maximum platform area shall not exceed 120 sq. ft.)										
90-050PN	04 25 90	Sooner Scale, Inc.		Livestock Scale	PS 18 x 7					

LISTING BY DEVICE TYPE

Comments

Platform size

Capacity

Accuracy Class

Model

Device Type

Company Name

CC No. Date

Other Models

Accuracy Class

Capacity

Model

Device Type

Company Name

CC No. Date

90-050PN	Amend	Sooner Scale, Inc.	Livestock Scale	PLS 18 x 7	IIIL	2,000	10,000 lb	18" x 7"; 2 sect.	Portable Electronic	
06/14/90		CLC: 6,750 lb								
88-312	05/15/90	Webster Scale, Inc.	Livestock Scale	LR Series	III L	10,000	50,000 lb	400 - 680 cu. ft.	Electromechanical	
		LR 20402-20, 22402-20, 24402-20, 26402-20, 28402-20, 30402-20, 32402-20, 34402-16, 34402-17, 34402-18, 34403-20, 34403-16, 34403-17, 34403-18, 34403-20, CLC= 34,000 lb.								
<b>Load Cell</b>										
89-041P	02/23/90	Airway Scale and Mfg Co., Inc.	Load Cell	AW900	III L	10,000 M	20K to 100K		WITHDRAWN	
90-141	11/02/90	Airway Scale and Mfg Co., Inc.	Load Cell	AW600B Series	III	5000	2500 to 20,000lb		Shear Beam, Tension	
		Model: AW600B-2.4K, AW600B-5K, AW600B-10K, AW600B-15K & AW600B-20K.								
90-142	11/02/90	Airway Scale and Mfg Co., Inc.	Load Cell	AW900B	IIIL	10,000	20,000-100,000lb		Double-Ended Shear Beam	
		Models: AW900B-20K, AW900B-25K, AW900B-30K, AW900B-40K, AW900B-50K, AW900B-60K, AW900B-60KL, AW900B-65K, AW900B-75K, AW900B-75KL & AW900B-100K.								
87-057	05/24/88	Artech Industries, Inc.	Load Cell	20210	III	4500 S	25 to 10000 lb		Superseded by 87-057A3	
87-057A2	05/02/89	Artech Industries, Inc.	Load Cell	20210	III	4,500 S	25 - 10,000 lb		Superseded by 87-057A3	
87-057A3	05/11/90	Artech Industries, Inc.	Load Cell	20210	III, III L	5k, 10k S	25 - 40,000 lb		Type "S" - Load Cell	
		Capacities (lb): 25, 50, 75, 100, 150, 200, 250, 300, 500, 600, 750, 1,000, 1,250, 1,500, 2,000, 2,500, 3,000, 4,000, 5,000, 7,500, 10,000, 15,000, 20,000, 25,000, 30,000, 35,000, 40,000								
87-057P	09/29/87	Artech Industries, Inc.	Load Cell	20210	III	4500 S	25 - 10000 lb		Superseded by 87-057A3	
		Capacities (lb): 50, 100, 250, 500, 1000, 2500, 3000, 5000, 10000								
87-057PA	01/27/88	Artech Industries, Inc.	Load Cell	20210	III	4500 S	25 - 10000 lb		Superseded by 87-057A3	
87-057PA3	02/12/90	Artech Industries, Inc.	Load Cell	20210	III, III L	5K, 10K S	25 to 20,000 lb		Superseded by 87-057A3	
87-058	05/24/88	Artech Industries, Inc.	Load Cell	30310	III/III L	5000 M	1000 to 10000 lb		Superseded by 87-058A2	

LISTING BY DEVICE TYPE

CC No.	Date	Company Name	Other Models	Device Type	Model	Accuracy Class	n	Capacity	Platform size	Comments
87-058A3	03/07/91	Artech Industries, Inc.		Load Cell	30310	III/III L	5,000	1,000 to 10k lb		Shear Beam
The specific models of load cells covered by this certificate are identified by the capacity of each load cell.										
87-058A2	05/02/89	Artech Industries, Inc.		Load Cell	30310	III/III L	5,000 M	1k - 10k lb		Shear Beam
Specific models of load cells are identified by the capacity. See Certificate. Optional model families: 30210 and 30310-xx-C/B										
87-058P	09/29/87	Artech Industries, Inc.		Load Cell	30310	III	5000 M	1000 - 10000 lb		Superseded by 87-058A2
87-058PA	01/27/88	Artech Industries, Inc.		Load Cell	30310	III/III L	5000 M	1000 - 10000 lb		Superseded by 87-058A2
87-094	05/24/88	Artech Industries, Inc.		Load Cell	70210	III/III L	5,000 M	5k - 50k lb		Double Ended Shear Beam
87-094A1	03/07/91	Artech Industries, Inc.		Load Cell	70210	III/III L	5,000	5,000 to 50k lb		Double Ended Shear Beam
The specific models of load cells covered by this certificate are identified by the capacity of each load represented.										
87-094A2		Artech Industries, Inc.		Load Cell	70210	III/III L	see below	see below		IN PROCESS
Class III, M, n = 5,000, Capacity 5,000 to 50,000 lb Class III L, M, n = 10,000, Capacity 5,000 to 200,000 lb										
87-094P	01/27/88	Artech Industries, Inc.		Load Cell	70210	III/III L	5000 M	5000 to 50000 lb		Superseded by 87-094
Capacities (lb) 5,000: 10,000: 20,000: 50,000										
90-032	04/25/90	Artech Industries, Inc.		Load Cell	SS30310 SERIES	III/III L	5k, 10k M	1,000 - 10,000 lb		SHEAR BEAM LOAD CELL
Class III, single cell, n = 5,000. Class III L, single cell, n = 10,000. Capacity 1,000 to 10,000 lb. Other models: SS30210 and SS30310-xx-C/B										
90-032P	02/12/90	Artech Industries, Inc.		Load Cell	SS30310 Series	III/III L	5K, 10K M	1,000 to 10,000lb		Superseded by 90-032
90-083	05/15/90	Artech Industries, Inc.		Load Cell	80210 Series	III L	10,000	20,000 - 200,000		Double Ended Shear Beam
80310 - The difference between the Models 80210 and 80310 is in the manner of contact of the load cell to the mounting assembly. The 80210 has a semicircular indentation in the middle of the bottom of the cell where the cell rests on a semicircular rod. The point of contact is the semicircular areas. The bottom of the 80310 is flat and the semicircular is turned upside down so the flat area is in contact with the load cell. The semicircular rod makes contact with a flat plate in its mounting assembly										
90-083A1		Artech Industries, Inc.		Load Cell	80210 Series	III L	10,000	20,000 - 200,000		IN PROCESS

LISTING BY DEVICE TYPE

CC No.	Date	Company Name	Other Models	Device Type	Model	Accuracy Class	n	Capacity	Platform size	Comments
87-060	06/28/88	BLH Electronics, Inc.	Load Cell Capacities: 20k, 50k, 100k, 200k	Load Cell	C2P1	III L	4,500 M	20k-200k lb		
87-060P	03/10/88	BLH Electronics, Inc.	Load Cell Capacities (lb): 20k, 50k, 100k, 200k	Load Cell	C2P1	III	3000 S	20000 - 200000 lb		WITHDRAWN
87-060PA	01/27/88	BLH Electronics, Inc.	Load Cell Capacities (lb): 20k, 50k, 100k, 200k	Load Cell	C2P1	III L	10000 M	20000 - 200000 lb		Superseded by 87-060
87-061	06/28/88	BLH Electronics, Inc.	Load Cell Capacities (lb): 450, 1125, 2250, 4500	Load Cell	KIS-3	III	3,000 S	450 - 45000 lb		Shear Beam Load Cell
87-061P	09/29/87	BLH Electronics, Inc.	Load Cell Capacities: 450, 1125, 2250, 4500	Load Cell	KIS-3	III	3,000 S	450-4500 lb		Superseded by 87-061
91-155	10/08/91	BLH Electronics, Inc.	Multiple Cells: III L	Load Cell	C2Z1	III L	10,000	20k to 200k		Compression
91-131	08/22/91	Brechtbuhler Scales, Inc.	Load Cell N-max: SC-Class III: 5,000; SC-Class III L: 10,000	Load Cell	RL200000A-XXX	III/III L	see below	25 - 20,000 lb		S-Beam Tension
87-059	04/06/92	Cardinal/Detecto Scale Mfr. Co.	Load Cell Class III-MC-5000; Class III L-SC-10000	Load Cell	SB SERIES	III/III L	III5kM/	2.5k - 20k lb		Stainless Steel Shear Beam
87-059P.A1	02/20/91	Cardinal/Detecto Scale Mfr. Co.	Load Cell SB-2500S, SB-5000S, SB-10000S & SB-20000S	Load Cell	SB-5000S	III	MC-5000	2500 - 20,000 lb		Shear Beam
89-042	12/20/89	Cardinal/Detecto Scale Mfr. Co.	Load Cell	Load Cell	50K-SCA, 100K-SCA	III L	10,000 M	50K & 100K lb		COLUMN COMPRESSION
89-042P	08/17/89	Cardinal/Detecto Scale Mfr. Co.	Load Cell	Load Cell	50K-SCA, 100K-SCA	III L	10,000 M	50k & 100k lb		Superseded by 89-042
89-071	11/02/90	Cardinal/Detecto Scale Mfr. Co.	Load Cell 50K-SCD, 100K-SCD, 50K-SCD-C & 100K-SCD-C.	Load Cell	SCD & SCD-C	III L	10,000	50k & 100k lb		Column, Digital Output

LISTING BY DEVICE TYPE

CC No.	Date	Company Name	Other Models	Device Type	Model	Accuracy Class	n	Capacity	Platform size	Comments
89-071	Amended 03/07/91	Cardinal/Detecto Scale Mfr. Co.	Load Cell	SCD & SCD-C	III L	MC: 10,000		50k to 100k lb		Column, Digital Output
<p>The specific load cells in this family covered by this certificate are identified by the model number which includes the load cell capacity as a prefix to the SCD or SCD-C identification. The only difference b/t the SCD &amp; the SCD-C load cells is that the SCD-C has a connector rather than the cable being attached directly to the load cell. Models: 50K-SCD, 100K-SCD, 50K-SCD-C &amp; 100-SCD-C.</p>										
89-071P	07/05/89	Cardinal/Detecto Scale Mfr. Co.	Load Cell	SCD and SCD-C	III L		10,000 M	50,000-100,000 lb		COLUMN, DIGITAL OUTPUT
90-110	08/21/90	Cardinal/Detecto Scale Mfr. Co.	Load Cell	6800/Z100 & 600/Z100	III		5,000			Steelyard Rod Adaptor
<p>Optional Models: 5000/TLC100 &amp; 6800/TLC100 n_max:4,000</p>										
90-111	08/21/90	Cardinal/Detecto Scale Mfr. Co.	Load Cell	738/TLC100-738/Z100			5,000			Steelyard Rod Adaptor
<p>Type Z &amp; TLC load cell capacity: 100 lbs.</p>										
87-059P	11/25/87	Cardinal/Detecto Scale Mfr. Co.	Load Cell	SB-5000S	III		5,000 M	2.5k - 20k lb		Shear Beam
<p>SB-2500S, SB-5000S, SB-10 000S, SB-20 000S</p>										
87-059P.A	01/22/88	Cardinal/Detecto Scale Mfr. Co.	Load Cell	SB-5000S	III L		10,000 S	2.5 - 20k lb		Shear Beam Load Cell
<p>SB-2500S, SB-5000S, SB-10 000S, SB-20 000S</p>										
87-083P	04/07/88	Cardinal/Detecto Scale Mfr. Co.	Load Cell	50K-HDD	III L		10,000 M	50,000 lb		Column Compression Load Cell
88-166P	08/30/88	Cardinal/Detecto Scale Mfr. Co.	Load Cell	Z	III/III L		5K, 10K S	250 - 1000 lb		Tension
<p>Capacities (lb): 250, 500, 1000</p>										
89-042.A1	04/18/91	Cardinal/Detecto Scale Mfr. Co.	Load Cell	50K-SCA, 100K-SCA	III L		M-Cell 10000	50k - 100k lb		Column Compression
91-043P	06/11/91	Celtron Technologies, Inc.	Load Cell	SQB-XX-L	III		see below	1000 - 10,000 lb		Single-Ended Shear Beam
<p>SQB-XX-C (counterbored load hole), SQB-XXX-U (load hole threaded in upper half) &amp; SQB-XX-T (through load hole).</p>										
91-044P	06/11/91	Celtron Technologies, Inc.	Load Cell	STC-XX	III/III L		see below	250 - 20,000 lb		Type "S" Load Cell
<p>Capacity: SC-Class III, 5000 / SC-Class III L, 10,000.</p>										
89-059P	07/05/89	Duratron Corporation	Load Cell	800 000A	III L		10,000 M	1,000 TO 5,000 LB		Double ended shear beam
<p>800 030, -031, -032, -033, -034, -038, -039, -040, -041, -042, -043, -044, -045, -046, -047, -048, -049, -050</p>										

LISTING BY DEVICE TYPE

CC No.	Date	Company Name	Other Models	Device Type	Model	Accuracy Class	n	Capacity	Platform size	Comments
89-060P	02/23/90	Duratron Corporation		Load Cell	800 000B	III L	10,000 M	VARIES WITH MODEL		WITHDRAWN
89-061P	02/23/90	Duratron Corporation		Load Cell	801 000A	III L	10,000 M	20K TO 100K		WITHDRAWN
89-062		Duratron Corporation		Load Cell	AW400B	III L	10,000 M	15k to 125k lb		IN PROCESS
89-062P	07/05/89	Duratron Corporation	801 024, -025, -026, -011, -027, -012, -028, -029, -030	Load Cell	801 000B	III L	10,000 M	15000-125000 LB		Double ended shear beam
89-109		Epelsa International, Inc.		Load Cell	MC					IN PROCESS
89-109P	08/21/90	Epelsa International, Inc.	Capacities (kg): 75, 100, 150, 200, 250, 300, 500, 681	Load Cell	MC	III	3,000	75 to 681 kg		Bending Beam
89-114		Epelsa International, Inc.		Load Cell	SC	III	3,000 S	500 - 3,000 kg		IN PROCESS
89-114P	10/06/89	Epelsa International, Inc.	Capacities (kg): 500, 750, 1000, 1500, 3000	Load Cell	SC	III	3,000 S	500 to 3,000 kg		
89-162P	01/06/90	Epelsa International, Inc.	ATC 5, ATC 8, ATC 13, ATC 17, ATC 32	Load Cell	ATC	III	3,000 S	5 to 32 kg		
89-163		Epelsa International, Inc.		Load Cell	BP					IN PROCESS
89-163P	01/06/90	Epelsa International, Inc.	BP 5, BP 7, BP 10, BP 15, BP 17, BP 20, BP 30	Load Cell	BP	III	3,000 S	5 to 30 kg		Bending Beam
90-105		Epelsa International, Inc.		Load Cell	TSF & LC18					IN PROCESS
90-105P	09/11/90	Epelsa International, Inc.		Load Cell	TSF & LC18	III/III L		100 to 1,000 lb		



LISTING BY DEVICE TYPE

CC No.	Date	Company Name	Other Models	Device Type	Model	Accuracy Class	Capacity	Platform size	Comments
90-105P,A1	04/30/91	Epelsa International, Inc.		Load Cell	TSFS & LC18 SC, Class III: 3000/SC, Class III L: 10,000.	III & III L TSFS300, TSFS200, TSFS500, TSFS750 & TSFS1000.	100 to 1000 lb		S-Type Tension
90-150P	09/11/90	Epelsa International, Inc.	see certificate for other models.	Load Cell	TSF & LC18*	III	100 to 1000 lb		S-Type
91-042P	04/18/91	Epelsa International, Inc.		Load Cell	LC Series LC 1000, LC 2500, LC 2600, LC 4000, LC 5000 & LC 10000.	III	1,000 - 10,000 lb		Single Ended Shear Beam
91-042P,A1	03/11/91	Epelsa International, Inc.		Load Cell	LC Series LC 1000, LC 2500, LC 2600, LC 4000, LC 5000 & LC 10000.	III	1000 - 10,000 lb		Single Ended Shear Beam
91-042P,A2	03/11/91	Epelsa International, Inc.		Load Cell	LC Series				
92-078		Epelsa International, Inc.		Load Cell	SB2				IN PROCESS
92-079		Epelsa International, Inc.		Load Cell	LCI				IN PROCESS
89-151	11/22/89	Fairbanks Scales		Load Cell	90814-XX Capacities (lb): 10,000, 20,000, 25,000, 30,000, 40,000, 50,000, 60,000, 75,000, 100,000	III L	10 k - 100 k lb		Double Ended Shear Beam
90-094,A1	04/18/91	Fairbanks Scales		Load Cell	70-1414	III	100 x 0.05 lb	14 x 14 inch	Load Cell Electronic
92-030		FIRST-Weigh		Load Cell	STR	III L	10K - 50K lb		IN PROCESS
89-108P	10/02/89	Flex-Weigh Corporation		Load Cell	S	III	500 to 3000 lb		Superseded by 89-108PA1
89-108PA1	01/12/90	Flex-Weigh Corporation		Load Cell	S Capacities (lb): 500, 750, 1000, 1500, 2000, 3000	III	500 to 3,000 lb		S-Type
89-158P	12/20/89	Flex-Weigh Corporation		Load Cell	SSB and SSBT Capacities (lb): 1000, 2000, 2500, 4000	III	1,000 to 4,000 lb		Shear Beam

LISTING BY DEVICE TYPE

CC No.	Date	Company Name	Other Models	Device Type	Model	Accuracy Class	Capacity	Platform size	Comments
89-158P.A1		Flex-Weigh Corporation		Load Cell	SSB/SSBT				IN PROCESS
90-184P	02/12/91	Flex-Weigh Corporation		Load Cell	C SERIES	III	150 to 500 lb		Single-Ended Bending Beam
90-086	04/29/91	Flintab, Inc.	SB4-5kN, SB4-10kN, SB4-20kN, SB4-23kN & SB4-50kN.	Load Cell	SB4 Series	III	5kN - 50kN		Stainless Steel Bending Beam
90-086P	09/11/90	Flintab, Inc.	SB4-5kN - 5, 0.25, 0; SB4-10kN - 10, 0.50, 0; SB4-20kN - 20, 1.0, 0; SB4-50kN - 50, 2.5, 0.	Load Cell	SB4 Series	III	5 kN - 50 kN		Stainless Steel Bending Beam
92-098		Flintab, Inc.		Load Cell	RC1-XX	III L	250 to 400 kN		IN PROCESS
92-098		Flintab, Inc.		Load Cell	RCI Series	III L	250 to 400 kN		IN PROCESS
87-055	08/17/89	Hottinger Baldwin Measurements, Inc		Load Cell	BLC	III	500 to 5000 lb		Bending Beam
87-055P	09/29/87	Hottinger Baldwin Measurements, Inc	Capacity range 500 - 5,000 lb	Load Cell	BLC	III	500 to 5000 lb		Superseded by 87-055
87-087	08/17/89	Hottinger Baldwin Measurements, Inc		Load Cell	BBS	III	50 to 2500 lb		Bending Beam
87-087P	03/10/88	Hottinger Baldwin Measurements, Inc		Load Cell	BBS	III	50 lb to 2500 lb		Superseded by 87-087
87-088	08/17/89	Hottinger Baldwin Measurements, Inc		Load Cell	UIT	III	50 to 3000 lb		Bending Beam
87-088P	03/10/88	Hottinger Baldwin Measurements, Inc		Load Cell	UIT	III	50 to 3000 lb		Superseded by 87-088

LISTING BY DEVICE TYPE

CC No.	Date	Company Name	Other Models	Device Type	Model	Accuracy Class	n	Capacity	Platform size	Comments
87-089P	02/10/89	Hottinger Baldwin Measurements, Inc	Load Cell	USB	USB	III	3,000 S	200 - 5k lb		Superseded by 87-089P.A1
					USB-YYYYX500 thru USB-YYYYX699 where YYY is the load cell capacity and XX is the cable length. Capacities 200: 500: 1,000: 2,000: 5,000: 10,000					
87-089P.A1	09/26/90	Hottinger Baldwin Measurements, Inc	Load Cell	USB	USB	III	3000	200 to 10,000 lb		Universal , Tension
					The specific models of load cells covered by this certificate are USB-YYYYX500 through USB-YYYYX699 where YYY is the load cell capacity & XX is the cable length.					
87-096	08/17/89	Hottinger Baldwin Measurements, Inc	Load Cell	PLC & PLX Series	PLC & PLX Series	III	3,000 S	2 to 200 lb		Superseded by 87-096
					PLC-YYYYX500 thru PLC-YYYYX699 and PLX-YYYYX500 thru PLX-YYYYX699, where YYY is the load cell capacity and XX is the cable length. Models: PLC-2XX, PLC-5XX, PLC-10XX, PLC-30XX, PLC-50XX, PLC-70XX, PLC-100XX, PLC-200XX, PLX-5XX, PLX-10XX. PLC capacity range 2 to 200 lb; PLX capacity range 5 to 10 lb					
87-096PA	04/29/88	Hottinger Baldwin Measurements, Inc	Load Cell	PLC & PLX Series	PLC & PLX Series	III	3000 S	2 to 200 lb		Superseded by 87-096
					PLX-YYYYX500 thru PLX-YYYYX699, where YYY is the load cell capacity and XX is the cable length. Models: PLC-2XX, PLC-5XX, PLC-10XX, PLC-30XX, PLC-50XX, PLC-70XX, PLC-100XX, PLC-200XX, PLX-5XX, PLX-10XX. PLC capacity range 2 to 200 lb; PLX capacity range 5 to 10 lb					
88-033	03/07/91	Hottinger Baldwin Measurements, Inc	Load Cell	SB2 & SB3	SB2 & SB3	III	see below	1,000 to 200,000		Shear Beam
					capacity: multiple cells: 3,000 or 5,000 depending on capacity					
88-033P	07/08/88	Hottinger Baldwin Measurements, Inc	Load Cell	SB2 & SB3	SB2 & SB3	III	3,000 M	1k - 200K lb		Shear Beam Load Cell
					SB2-YYYYX500 through SB2-YYYYX699 and SB3-YYYYX500 through SB3-YYYYX699 where YYY is the load cell capacity and XX is the cable length.					
88-033P.A1	03/15/91	Hottinger Baldwin Measurements, Inc	Load Cell	SB2 & SB3	SB2 & SB3	III				IN PROCESS
					BLC (1.5 mv/v)					
88-278P	01/25/89	Hottinger Baldwin Measurements, Inc	Load Cell	BLC*	BLC*	III	3K S,5K M	500 to 5,000 lb		Bending Beam
					BLC-YYYYX500 thru BLC-YYYYX699 where YYY is the load cell capacity and XX is the cable length. Capacities (lb): 500, 1250, 2000, 2500, 5000					
88-278P.A1	09/26/90	Hottinger Baldwin Measurements, Inc	Load Cell	BLC & TLC	BLC & TLC	III	see below	500 to 5000 lb		Bending Beam
					Capacity: single cell, 3000 - multiple cell, 5000. The specific load cells covered by this certificate are: BLC-YYYYX500 through BLC-YYYYX699 for cells with 1.5m V/V output, BLC-YYYYX700 through BLC-YYYYX790 for cells with 2.0 mV/V output, TLC-YYYYX700 through TLC-YYYYX790 for cells with 2.0 mV/V output, BLC-YYYYX800 through BLC-YYYYX990 for cells with 3.0 m V/V output where YYY is the load cell capacity and XX is the cable length.					

LISTING BY DEVICE TYPE

CC No.	Date	Company Name	Other Models	Device Type	Model	Accuracy Class	n	Capacity	Platform size	Comments
88-278P-A2	11/02/90	Hottinger Baldwin Measurements, Inc	Load Cell	Load Cell	BLC & TLC n-max: single cell 3,000, multiple cell 5,000. The specific load cells covered by this certificate are: BLC-YYYYX500 through BLC-YYYYX699 for cells with 1.5 mV/V output, BLC-YYYYX700 through BLC-YYYYX790 for cells with 2.0 mV/V output, TLC-YYYYX700 through TLC-YYYYX790 for cells with 2.0 mV/V output: BLC-YYYYX800 through BLC-YYYYX990 for cells with 3.0 mV/V output where YYY is the load cell capacity & XX is the cable length.	III	see below	500 to 5,000 lb		Bending Beam
89-096P	01/10/90	Hottinger Baldwin Measurements, Inc	Load Cell	Load Cell	TRT Series TRT-50K, TRT-75K, TRT-100K	III L	10,000 SC	50,000-100,000 lb		Torsion Ring Transducer
90-015P	04/25/90	Hottinger Baldwin Measurements, Inc	Load Cell	Load Cell	U1T Capacities (lb): 50, 100, 200, 300, 500, 1000, 2000, 3000	III L	10,000 S	50 - 3,000 lb		Universal Tension /Compression
90-016P	04/25/90	Hottinger Baldwin Measurements, Inc	Load Cell	Load Cell	USB Capacities (lb): 200, 1000, 2000, 5000	III L	10,000 S	200 - 5,000 lb		Universal Tension /Compression
90-016P-A1	09/26/90	Hottinger Baldwin Measurements, Inc	Load Cell	Load Cell	USB The specific model of load cells covered by this certificate are USB-YYYYX500 through USB-YYYYX699 where YYY is the load cell capacity and XX is the cable length.	III L	10,000	200 to 10,000 lb		Universal, Tension or Comp.
90-092	09/18/90	Hottinger Baldwin Measurements, Inc	Load Cell	Load Cell	SB2 & SB3 The specific load cell covered by this certificate are: SB2-YYYYX500 through SB2-YYYYX699 and SB3-YYYYX500 through SB3-YYYYX699 where YYY is the load cell capacity and XX is the cable length.	III L	10,000	10k to 200 lb		Shear Beam
90-138P	09/26/90	Hottinger Baldwin Measurements, Inc	Load Cell	Load Cell	USB The specific models of load cells covered by this certificate are USB-YYYYX500 through USB-YYYYX699 where YYY is the load cell capacity and XX is the cable length.	III	5000	200 to 5000 lb		Universal, Tension
91-030		Hottinger Baldwin Measurements, Inc	Load Cell	Load Cell	HLC/THC n = 3,000 S/5,000 M	III	see below	1k to 20k		IN PROCESS
91-030P	03/07/91	Hottinger Baldwin Measurements, Inc	Load Cell	Load Cell	HLC & THC SERIES n-max: single cell: 3,000 - multiple cells: 6,000. The specific load cells covered by this certificate are HLC-YYYYX400 through HLC-YYYYX690 & THC-YYYYX400 through THC-YYYYX690, where YYY is the load cell capacity & XX is the cable length. The numbers do not have any effect on compliance with NIST Handbook 44. Models: HLC-1K, HLC-2.5K, HLC-4K, HLC-5K & HLC-10K.	III	see below	1,000 to 10k lb		Bending Beam

LISTING BY DEVICE TYPE

CC No.	Date	Company Name	Other Models	Device Type	Model	Accuracy Class	n	Capacity	Platform size	Comments
91-030P	AMENDED 05/14/91	Hottinger Baldwin Measurements, Inc	Load Cell	HLC & THC Series The specific load cells covered by this certificate are HLC-YYYYX400 through HLC-YYYYX690 & THC-YYYYX400 through THC-YYYYX690, where YYY is the load cell capacity and XX is the cable length. The numbers 400 through 690 represent customer variations that do not have any effect on compliance with NIST HB 44.		III	see below	1000 - 10,000 lb		Bending Beam
91-031		Hottinger Baldwin Measurements, Inc	Load Cell	RSC SERIES Class III, S, n = 3,000 Class III L, S, N = 10,000		see below	see below	50 to 50,000 lb		IN PROCESS
91-031P	03/07/91	Hottinger Baldwin Measurements, Inc	Load Cell	RSC SERIES n-max: single cell, class III: 3,000 - single cell, class III L: 10,000. The specific load cells covered by this certificate are RSC-YYYYX400 through RSC-YYYYX690 where YYY is the load cell capacity & XX is the cable length. The numbers 400 through 690 represent customer variations that do not have any effect on compliance with NIST Handbook 44.		III/III L	see below	50 to 5,000 lb		Universal Beam ("S" Cell)
91-036	03/07/91	Hottinger Baldwin Measurements, Inc	Load Cell	JRT SERIES The specific load cells covered by this certificate are JRT-YYYYX500 through JRT-YYYYX600, where YYY is the load cell capacity & XX is the cable length. The numbers 500 through 600 represent customer variations that do not have any effect on compliance with NIST Handbook 44. Models: JRT-20K, JRT-50K, JRT-100K & JRT-200K.		III L	MC: 10,000	20k to 200k lb		Compression Torsion Ring
91-131		Hottinger Baldwin Measurements, Inc	Load Cell	RSC Class III, S, 3,000		III/III L	see below	50 to 50,000 lb		IN PROCESS
92-099		Hottinger Baldwin Measurements, Inc	Load Cell	PWS Family		III	3,000 S	5 to 200 kg		IN PROCESS
87-056P	11/25/87	Interface, Inc.	Load Cell	SSM		III/III L	6K, 10K S			Superseded by 87-056P Ammended
87-056P	03/14/88	Interface, Inc.	Load Cell	SSM Series SSM-xxx-100A, SSM-xxx-100C, SSM-xxx-100G, SSM-xxx-100J, SSM-xxx-100M, SSM-xxx-100R, SSM-xxx-100S, SSM-xxx-250A, SSM-xxx-250C, SSM-xxx-250E, SSM-xxx-250G, SSM-xxx-250J, SSM-xxx-250M, SSM-xxx-250R, SSM-xxx-250S, SSM-xxx-500A, SSM-xxx-500C, SSM-xxx-500E, SSM-xxx-500G, SSM-xxx-500J, SSM-xxx-500M, SSM-xxx-500R, SSM-xxx-500S, SSM-xxx-1000A, SSM-xxx-1000C, SSM-xxx-1000E, SSM-xxx-1000G, SSM-xxx-1000J, SSM-xxx-1000M, SSM-xxx-1000R		III/III L	6K, 10K S			Load Cell
87-056PA1	05/15/90	Interface, Inc.	Load Cell	SSM-S The specific models of load cells covered by this certificate are SSM-XXX-YYYYS where XXX is a two or three character alphanumeric code used to designate variations such as cable type or length, YYYY is the capacity of the load cell in pounds, and S is the unique character identifying this series from the previous certificate (CC No. 88-056P). Capacities from 100 to 1000 lbs.		III/III L	6k, 10k S	6000 - 10000		Load Cell

LISTING BY DEVICE TYPE

CC No.	Date	Company Name	Other Models	Device Type	Model	Accuracy Class	n	Capacity	Platform size	Comments
88-038P	04/07/88	Interface, Inc.	Capacities (lb): 50, 100, 250	Load Cell	SSB	III	3,000 S	50 - 250 lb		Shear Beam Load Cell
88-040P	04/07/88	Interface, Inc.	MB-XX-10A, -25A, -50A, -75A, -100A	Load Cell	MB Series	III	3,000 S	10 - 100 lb		Shear Beam Load Cell
92-102P		National Scale and Repair		Load Cell	S5000N					IN PROCESS
92-103P		National Scale and Repair		Load Cell	S2000N					IN PROCESS
92-104		National Scale and Repair		Load Cell	T12000S					IN PROCESS
92-105		National Scale and Repair		Load Cell	T15000N					IN PROCESS
92-106		National Scale and Repair		Load Cell	R3000CSPN					IN PROCESS
92-084P		NMB Technologies Incorporated		Load Cell	C2G1xx	III	3,000 S	0.6 to 300 kg		IN PROCESS
87-051.A2	03/19/92	Revere Corp (See Revere Transducers, Inc.)		Load Cell	9363-A3 & 9363-B10	III/III L	see below	100 - 10,000 lb		Tension S-Cell, Stainless Steel
			n-max: S/C-Class III: 3000; S/C-Class III L: 10000							
87-063.A2	03/19/92	Revere Corp (See Revere Transducers, Inc.)		Load Cell	363-A3 & 363-B10	III/III L	see below	100 - 10,000 lb		Tension S-Cell
			n-max: S/C-Class III: 3000; S/C-Class III L: 10000							
91-011.A1	03/12/92	Revere Corp (See Revere Transducers, Inc.)		Load Cell	792-B10	III L	MC-10,000	50k - 200k lb		Single col. Comp. Canister
92-047	03/25/92	Revere Corp (See Revere Transducers, Inc.)		Load Cell	933-A5-XXXX-YYYY	III	see below	5000 - 20,000 lb		Shear Beam
			n-max: S/C: 3000; M/C: 5000. 933-A5-5k-YYYY; 933-A5-7.5k-YYYY; 933-A5-10k-YYYY & 933-A5-20k-YYYY							
86-037	12/16/87	Revere Transducers, Inc.		Load Cell	5123	III	3k S, 5k M	1k - 10k lb		Single ended shear beam.
			Other capacities: 1k, 2.5k, 4k, 5k, 10k							

LISTING BY DEVICE TYPE

CC No.	Date	Company Name	Other Models	Device Type	Model	Accuracy Class	n	Capacity	Platform size	Comments
86-037P	01/26/87	Revere Transducers, Inc.	Capacities (lb): 1k, 2.5k, 4k, 5k, 10k	Load Cell	B5123	III	3k S, 5k M	1k - 10k lb		Superseded by 86-037
86-038	03/28/91	Revere Transducers, Inc.	The specific models of load cells covered by this Certificate are 5223-B10-XXK-YYYY where XXK is capacity code in thousands of pounds (e.g., 10K) and YYYY is a designator for the electrical cable length, wiring color code, and private label variations. The number following the "B" may be less than 10 since it corresponds to the maximum number of divisions for individual load cells comply with Handbook 44.	Load Cell	5223-B10	III L	10,000	50K, 65K, 100K		Double Ended Shear Beam
86-0388A1		Revere Transducers, Inc.		Load Cell	5223-B10	III L	10,000 M	50k to 200k lb		IN PROCESS
86-038P	01/26/87	Revere Transducers, Inc.		Load Cell	B5223	III L	10000 M	50k, 65k, 100k lb		Superseded by 86-038PA12/10/87
86-038PA	12/10/87	Revere Transducers, Inc.		Load Cell	5223	III L	10000 M	50k, 65k, 100k lb		Double Ended Shear Beam
86-039	03/28/91	Revere Transducers, Inc.	The specific models of load cells covered by this Certificate are 5103-B10-XXK-YYYY where XXK is capacity code in thousands of pounds (e.g., 10K) and YYYY is a designator for the electrical cable length, wiring color code, and private label variations. The number following the "B" may be less than 10 since it corresponds to the maximum number of divisions for which individual load cells comply with Handbook 44.	Load Cell	5103-B10	III L	10,000	30K to 250K lb		Double Ended Shear Beam
86-039P	01/26/87	Revere Transducers, Inc.		Load Cell	5103	III L	10,000 M	50k-150k lb		Superseded by 86-039PA 7/25/88
86-039P	07/25/88	Revere Transducers, Inc.	The specific models of load cells covered by this Certificate are 5103-B10-XXX-YYYY where XXX is the capacity code, and YYYY is a designator for the electrical cable length, wiring color code, and private label variations. Range of capacities (lb) from 100 K.	Load Cell	5103	III L	10000 M	10k to 100k lb		Double Ended Shear Beam
86-040P	01/26/87	Revere Transducers, Inc.		Load Cell	C692B	III L	10000 M	25k, 50k, 100k lb		Superseded by 86-040P 12/10/87
86-040P Amended	12/10/87	Revere Transducers, Inc.		Load Cell	692B	III L	10000 M	25k, 50, 100k lb		Multi-Column Compression
86-041	03/01/89	Revere Transducers, Inc.	SSB-5t-C3, -1t-C3, -2t-C3, -2.5t-C3, -5t-C3, SSB-1-III/3, -2-III/3, -5-III/3, -10-III/3	Load Cell	SSB	III	3,000 S	500 to 5,000 kg	1k to 10k lb	Single Ended Shear Beam

LISTING BY DEVICE TYPE

CC No.	Date	Company Name	Other Models	Device Type	Model	Accuracy Class	n	Capacity	Platform size	Comments
86-041.A1	03/28/91	Revere Transducers, Inc.		Load Cell	SSB	III & III L	3,000	500k - 5000 kg		Single Ended Shear Beam Capacity - 1,000 to 10,000 lb. The specific models of load cells covered by this certificate are SSB-X-Y-Z where X, Y, & Z, as applicable are model numbering codes denoting capacity, classification, electrical connection. Other Models: SSB-5t-C3, SSB-1t-C3, SSB-2t-C3, SSB-2.5t-C3, SSB-5t-C3, SSB-1-III/3, SSB-2-III/3, kSSB-5-III/3 and SSB-10-III/3.
86-041P	01/02/86	Revere Transducers, Inc.		Load Cell	SSB	III	3000 S	500 - 5,000 kg	1k to 10k lb	Superseded by 86-041
87-051	04/05/89	Revere Transducers, Inc.		Load Cell	9363	III/III L	3k/10k S	100-10,000 lb		Superseded by 87-051 12/20/89
87-051	12/20/89	Revere Transducers, Inc.		Load Cell	9363	III/III L	3k0/10k S	100 - 10,000 lb		Tension S-Cell, Stainless Steel
87-051.A1	03/28/91	Revere Transducers, Inc.		Load Cell	9363-A3 & 9363-B10	III & III L	see below	100 - 10,000 lb		Tension S-Cell
87-051PA	07/25/88	Revere Transducers, Inc.		Load Cell	9363	III/III L	3k/10k S	3000 - 10000 lb		Superseded by 87-051
87-063	04/05/89	Revere Transducers, Inc.		Load Cell	363	III/III L	3k, 10k S	100-10,000 lb		Superseded by 87-063 12/20/89
87-063 Amended	12/20/89	Revere Transducers, Inc.		Load Cell	363	III/III L	3K, 10K S	100 - 10,000 lb		Tension S-Cell
87-063.A1	03/28/91	Revere Transducers, Inc.		Load Cell	363-A3 & 363-B10	III & III L	see below	100 - 10,000 lb		Tension S-Cell
87-063PA	07/25/88	Revere Transducers, Inc.		Load Cell	363	III/III L	3k, 10k S	3000 - 10000 lb		Superseded by 87-063

Capacity: 1,000 to 10,000 lb. The specific models of load cells covered by this certificate are SSB-X-Y-Z where X, Y, & Z, as applicable are model numbering codes denoting capacity, classification, electrical connection.  
Other Models: SSB-5t-C3, SSB-1t-C3, SSB-2t-C3, SSB-2.5t-C3, SSB-5t-C3, SSB-1-III/3, SSB-2-III/3, kSSB-5-III/3 and SSB-10-III/3.

Capacity: S-Cell, Class III, 3,000 & S-Cell, Class III L, 10,000. The specific models of load cells covered by this Certificate for Class III, Models 9363-A3-XXX-YYYY; for Class III L, models 9363-B10-XXX-YYYY where XXX is the capacity code, and YYYY is a designator for the electrical cable length, wiring color code, and private label variations. Capacities: 100, 200, 300, 500, 750, 1.5k, 2k, 3k, 5k, 10k

Capacity: S-Cell, Class III, 3,000 & S-Cell, Class III L, 10,000. The specific models of load cells covered by this Certificate for Class III, Models 363-A3-XXX-YYYY; for Class III L, models 363-B10-XXX-YYYY where XXX is the capacity code and YYYY is a designator for the electrical cable length, wiring color code, and private label variations.

For Class III, Models 363-A3-XXX-YYYY: for Class III L, Models 363-B10-XXX-YYYY where XXX is the capacity code, and YYYY is a designator for electrical cable length, wiring color code, and private label variations. Capacities (lb): 3 k, 5 k, 10 k



LISTING BY DEVICE TYPE

CC No.	Date	Company Name	Other Models	Device Type	Model	Accuracy Class	n	Capacity	Platform size	Comments
87-085	03/10/88	Revere Transducers, Inc.		Load Cell	SHB	III	3,000 S	20 - 1000 kg		Bending Beam and Shear Beam
			Capacities (kg): 20, 50, 100, 200, 500, 1000							
87-085.A1	03/28/91	Revere Transducers, Inc.		Load Cell	SHB	III & III L	S-Cell: 3000	20 - 1,000 kg		Bending Beam & Shear Beam
			The specific models of load cells covered by this certificate are SHB-X-Y-Z where X, Y, & Z, as applicable, are model numbering codes denoting capacity, classification, and electrical connection.							
87-086	03/10/88	Revere Transducers, Inc.		Load Cell	LCU	III	3,000 S	10 - 100 kg	30 - 250 lb	Bending Beam Load Cell
			Capacities: (kg) 10, 20, 30, 50, 100: (lb) 30, 50, 75, 125, 250							
87-086.A1	03/28/91	Revere Transducers, Inc.		Load Cell	LCU	III & III L	S-Cell: 3000	10-100kg/10-250lb		Bending KBBeam
			The specific models of load cells covered by this certificate are LCU-X-Y-Z where X, Y, & Z, as applicable, are model numbering codes denoting capacity, classification, and electrical connection.							
88-041	04/29/88	Revere Transducers, Inc.		Load Cell	STS	III	3000 S	50 to 2500 lb		Superseded by 88-041 3/29/89
88-041 Amended	03/29/89	Revere Transducers, Inc.		Load Cell	STS	III	3,000 S	50 to 2,500 lb		S-Type, Tension
			Capacities (lb): 50, 100, 250, 500, 750, 1000, 2500							
88-041.A1	03/28/91	Revere Transducers, Inc.		Load Cell	STS	III & III L	III&III L 10K	50 - 2500 lb		S-Type Tension
			The specific models of load cells covered by this certificate are STS-X-Y-Z where X, Y & Z, as applicable are model numbering codes denoting capacity, classification, and electrical connection.							
88-042	03/01/89	Revere Transducers, Inc.		Load Cell	STS	III L	10,000 S	50 to 2,500 lb		S-Type, Tension
			STS-XX-A-III L-10S where the XX is the capacity of the load cell in thousands of pounds. Capacities (lb): 50, 100, 250, 500, 750, 1000, 2500							
88-042.A1	03/28/91	Revere Transducers, Inc.		Load Cell	STS	III L	S-Cell 10000	50 to 2500 pds		S-Type, Tension
			The specific models of load cells covered by this certificate are STS-X-Y-Z where S, Y and Z, as applicable, are model numbering codes denoting capacity, classification, and electrical connection.							
88-082	05/25/89	Revere Transducers, Inc.		Load Cell	CSP	III/III L	3k, 10k S	25k to 200k lb	10k to 100k kg	Multi-Column Compression
			Capacities (kg): 10,000, 25,000, 40,000, 60,000, 100,000							

LISTING BY DEVICE TYPE

CC No.	Date	Company Name	Other Models	Device Type	Model	Accuracy Class	Capacity	Platform size	Comments
88-082.A1	03/28/91	Revere Transducers, Inc.		Load Cell	CSP	III & IIIIL see below	see below		Multi-Column Compression
									Max: S-Cell, Class III: 3,000 & S-Cell, Class III L: 10,000. Capacity: 10k - 100k kg & 25k - 200 k kg. The specific models of load cells covered by this certificate are CSP-X-Y-Z where X, Y & Z, as applicable, are model numbering codes denoting capacity, classification, and electrical connection.
88-082P	09/09/88	Revere Transducers, Inc.		Load Cell	CSP	III/III L	25K to 200K lb		superseded by 88-082
88-089	05/25/89	Revere Transducers, Inc.		Load Cell	BSP	III/III L	100 to 5,000 lb		S-Type, Tension/Compression
									Capacities (lb): 100, 250, 500, 1000, 2500, 5000
88-089.A1	03/28/91	Revere Transducers, Inc.		Load Cell	BSP	III & IIIIL see below	100 - 5,000 lb		Universal, Bending & Shear
									Max: S-Cell, Class III: 3,000 & S-Cell, Class III L: 10,000. The specific models of load cells covered by this certificate are BSP-X-Y-Z where X, Y, & Z, as applicable, are model numbering codes denoting capacity, classification, and electrical connection
88-089P	09/29/88	Revere Transducers, Inc.		Load Cell	BSP	III/III L	100 to 5,000 lb		Superseded by 88-089
88-126	05/25/89	Revere Transducers, Inc.		Load Cell	LCT-50	III/III L	50,000 lb		Single Column Tension
88-126.A1	03/28/91	Revere Transducers, Inc.		Load Cell	LCT-50	III & IIIIL see below	50,000 lb		Single Column Tension
									Max: S-Cell, Class III: 3,000 & S-Cell, Class III L: 10,000. The specific models of load cells covered by this certificate are LCT-50-X-Y-Z where X, Y, & Z as applicable, are model numbering codes denoting capacity, classification, and electrical connection.
88-126P	07/25/88	Revere Transducers, Inc.		Load Cell	LCT-50	III/III L	50,000 lb		Superseded by 88-126
89-024	01/06/90	Revere Transducers, Inc.		Load Cell	5723	III/III L	3K,5kM,10kM		
									Class III: 5723-A5-1K-, 5723-A5-2.5K-, 5723-A5-4K-, 5723-A5-5K-, 5723-B10-1K-, 5723-B10-2.5K-, 5723-B10-4K-, 5723-B10-5K-, 5723-B10-10K-
89-024.A1	03/28/91	Revere Transducers, Inc.		Load Cell	5723-A5 & 5723-B10	III & IIIIL see below	1,000 - 10,000 lb		Single-ended Shear Beam
									Capacity: S-Cell, Class III: 3,000, M-Cells, Class III L: 10,000. The specific models of load cells covered by this certificate for Class III, Models 5723-A5-XXX-YYYY; for Class III L, models 5723-B10-XXX-YYYY where XXX is the capacity code and YYYY is a designator for the electrical cable length, wiring color code, and private label variations.
89-024P	04/04/89	Revere Transducers, Inc.		Load Cell	5723	III/III L	3K,5kM,10kM		Superseded by 89-024



LISTING BY DEVICE TYPE

CC No.	Date	Company Name	Other Models	Device Type	Model	Accuracy Class	Capacity	Platform size	Comments
90-158	04/18/91	Rice Lake Weighing Systems	Load Cell	RL20000A-XXX Capacity: S-Cell, Class III: 5000 - S-Cells, Class III L: 10,000. The specific load cells covered by this certificate are identified by the cell capacities. The XXX of the model designation represents the load cell capacity.	III & III L see below	25 - 50,000 lb		S-Beam Tension	
90-158P	11/05/90	Rice Lake Weighing Systems	Load Cell	RL20000A-XXX	III	1,000 - 10,000		Shear Beam, Compression	
90-159	01/03/91	Rice Lake Weighing Systems	Load Cell	RL30000A-XXX RL30001A-XXX (Counter bored load hole), RL30002A-XXX (Through load hole).	III 3k S - 5k M	1,000 to 10,000		Shear Beam, Compression	
90-159.A1	08/01/91	Rice Lake Weighing Systems	Load Cell	RL30000A-XXX RL30000B-XXX	III see below	1000 - 10,000		Shear Beam, Compression	
91-045P	06/11/91	Rice Lake Weighing Systems	Load Cell	RL35023-XX-YY Capacity: SC-3000/MC-5000	III see below	1000 - 10,000 lb		Single-Ended Shear Beam	
91-045PA1	03/01/92	Rice Lake Weighing Systems	Load Cell	RL35023-XX-YY	III	1,000 - 10,000 lb		Single-Ended Shear Beam	
91-046P	03/11/91	Rice Lake Weighing Systems	Load Cell	RL20001XX-YY SC-Class III, 5000/SC-Class III L, 10,000. RL20001-XX-250, RL20001-XX-300, RL20001-XX-500, RL20001-XX-750, RL20001-XX-1k, RL20001-XX-1.5k, RL20001-XX-2k, RL2000-XX-2.5k, RL20001-XX-3k, RL20001-XX-5k, RL20001-XX-7.5k, RL20001-XX-10k, RL2001-XX-15k & RL2001-XX-20k.	III/III L see below	250 - 20,000 lb		Type "S" Tension	
91-046PA1	03/25/92	Rice Lake Weighing Systems	Load Cell	RL210001 & RL20001A n-max: S/C:Class III: 5000 ; M/C:Class III L: 10000. RL20001A-XX-25; RL20001A-XX-50; RL20001A-XX-75; RL20001A-XX-100; RL20001A-XX-150; RL20001-XX-250; RL20001A-250; RL20001-XX-300; RL20001A-XX-300; RL20001-XX-500; RL20001A-XX-500; RL20001A-XX-750; RL-200001A-XX-750; RL20001-XX-1k; RL20001A-XX-1k; RL20001A-XX-2k; RL20001A-XX-2k; RL20001A-XX-2.5k; RL20001-XX-3k; RL20001A-XX-3k; RL20001-XX-5k; RL20001A-XX-5k; RL20001A-XX-7.5k; RL20001A-XX-10k; RL20001A-XX-10k; RL20001-XX-15k; RL20001A-XX-15k; RL20001A-XX-20k; RL20001A-XX-20k; RL20001A-XX-25k & RL20001A-XX-30k	III/III L see below	25 - 30,000 lb		Type "S" Tension	
91-166		Rice Lake Weighing Systems	Load Cell	RL8C2P1	III L	50K - 200K lb		IN PROCESS	
91-167	12/12/91	Rice Lake Weighing Systems	Load Cell	RL75223	III L	50K, 65K, 100K		Double Ended Shear Beam	
92-018	02/04/92	Rice Lake Weighing Systems	Load Cell	RL75040A-XXX	III L	25K - 125K lb		Double Ended Shear Beam	

LISTING BY DEVICE TYPE

CC No.	Date	Company Name	Other Models	Device Type	Model	Accuracy Class	n	Capacity	Platform size	Comments
92-097		Rice Lake Weighing Systems		Load Cell	RL70000B					IN PROCESS
90-023P	03/14/90	Scaime S.A.		Load Cell	AE Series	III	3,000 S	10 to 100 kg		Single-point beam load cell
91-051P	04/18/91	Scaime S.A.	AG 5, AG 10, AG 15, AG 20, AG 30, AG 50, AG 75 & AG 100.	Load Cell	AG Series	III	S-Cell: 5000	5 kg - 100 kg		Single Point Flexion Beam
86-043	09/30/88	Sensortronics		Load Cell	60001A	III/III L	5K, 10K S	750-7500 lb		Type S Load Cell
86-043 Amended	03/27/91	Sensortronics		Load Cell	60001A-XX 60001A25, 60001A50, 60001A75, 60001A100, 60001A150, 60001A200, 60001A300, 60001A500, 60001A750, 60001A1K, 60001A1.5K, 60001A2K, 60001A2.5K, 60001A4K, 60001A5K, 60001A7.5K, 60001A10K, 60001A15K, 60001A20K, 60001A25K & 60001A30K.	III/III L	see below	25 - 20,000 lb		S-Beam Tension
86-043P	12/10/87	Sensortronics		Load Cell	60001A	III/III L	5K/10K S	250 - 2500 lb		Superseded by 86-043
86-043PA1	05/25/89	Sensortronics		Load Cell	60001A	III/III L	5000 S	250 to 20,000 lb		Superseded by 86-043
86-044	05/24/88	Sensortronics		Load Cell	65023A	III	5000 M	1000 to 10000 lb		Shear Beam Compression
86-044.A2		Sensortronics		Load Cell	65023A	III	3kS/5kM	1000 to 10000 lb		IN PROCESS
86-044A1	05/25/89	Sensortronics		Load Cell	65023A	III	3000 S	1000 - 10000 lb		Shear Beam, Compression
86-044P	12/10/87	Sensortronics		Load Cell	65023A	III	5,000 S	1k - 10k lb		Superseded by 88-044
86-045	05/24/88	Sensortronics		Load Cell	65040A	III L	10,000 M	25k-125k lb		Double Ended Shear Beam
86-045P	12/10/87	Sensortronics		Load Cell	65040A	III L	10,000 M	25k - 125k		Superseded by 86-045

LISTING BY DEVICE TYPE

CC No.	Date	Company Name	Other Models	Device Type	Model	Accuracy Class	n	Capacity	Platform size	Comments
86-046	02/10/89	Sensortronics		Load Cell	65058A	III L	10,000 M	20,000-125,000 lb		Superseded by 86-046.A1
			Capacities (lb): 20,000: 25,000: 30,000: 40,000: 50,000: 60,000: 75,000: 90,000: 100,000: 125,000							
86-046.A1	07/01/91	Sensortronics		Load Cell	65058	III L	10,000 M	20k - 200k lb		Double Ended Shear Beam
86-046P	12/10/87	Sensortronics		Load Cell	65058A	III	10,000 M	20k - 125k		Superseded by 86-046
86-046PA	07/25/88	Sensortronics		Load Cell	65058A	III L	10,000 M	20k-125k lb		Superseded by 86-046
87-052P	12/10/87	Sensortronics		Load Cell	60048A	III	5,000 S	100 - 1k lb		Bending Beam
			Capacities (lb): 100, 200, 400, 500, 1000							
87-053	01/26/89	Sensortronics		Load Cell	65061A	III L	10,000 M	10k - 100k		Double Ended Shear Beam
			Capacities (lb): 10,000: 20,000: 25,000: 30,000: 40,000: 50,000: 60,000: 75,000: 100,000							
87-053P	12/10/87	Sensortronics		Load Cell	65061A	III L	10000 M	10K to 100K lb		Superseded by 87-053
87-054P	12/10/87	Sensortronics		Load Cell	65016A	III L	10,000 M	2.5k - 25k		Shear Beam Center Loaded Cell
			Capacities: 2500, 5000, 10000, 15000, 25000							
88-298		Sensortronics		Load Cell	65023S	III	see below	1,000 - 10,000 lb		IN PROCESS
			n = 3,000 S/5,000 M							
88-298P	01/26/89	Sensortronics		Load Cell	65023S	III	5000 M	1000 to 10000 lb		Superseded by 88-298PA1
			Capacities (lb): 1,000, 1,500, 2,000, 2,500, 3,000, 4,000, 5,000, 10,000							
88-298P.A2	02/21/91	Sensortronics		Load Cell	65023S	III	see below	1000 - 10,000 lb		Shear Beam Compression
			N-max: SC-3000, MC-5000.							
88-298PA1	06/16/89	Sensortronics		Load Cell	65023S	III	3K S, 5K M	1,000 - 10,000 lb		Shear Beam Compression
			Capacities (lb): 1,000, 1,500, 2,000, 2,500, 3,000, 4,000, 5,000, 10,000							

LISTING BY DEVICE TYPE

CC No.	Date	Company Name	Other Models	Device Type	Model	Accuracy Class	n	Capacity	Platform size	Comments
91-011	03/27/91	Sensortronics		Load Cell	60001A-XX-1166 Capacity: SC-Class III: 5000/SCells-Class III L: 10,000. 60001A250, 60001A300, 60001A500, 60001A750, 60001A1K, 60001A1.5K, 60001A2.5K.	III/III L	see below	250 - 2500 lb		S-Beam Tension
91-011P	01/11/91	Sensortronics		Load Cell	60001A-XX-1166					
90-171P	01/04/91	Sun Scale Inc.		Load Cell	SHS Series	III	5000	1000 to 10,000 lb		Single-Ended Bending Beam
88-018P	03/14/88	Superior Load Cell		Load Cell	AW900	III L	5000 M	20K to 100K lb		Superseded by 88-018PA
88-018P2	09/26/88	Superior Load Cell	AW 900 and DSB-20 Series	Load Cell	AW900	III L	5,000 M	20 k to 100 k lb		Superseded by 88-018PA
88-018PA	04/07/88	Superior Load Cell		Load Cell	AW900	III L	10,000 M	20k- 100k lb		Superseded by 89-006P
88-034P	04/07/88	Superior Load Cell		Load Cell	LSB- and AW600-XXK Capacity (lb): 2,500, 5,000, 10,000, 15,000, 20,000	III L	5000 M	2500 to 20000 lb		Superseded by 88-034PA2
88-034PA2	02/23/90	Superior Load Cell		Load Cell	LSB & AW600 Series	III L	10,000 M	2.5 k -20 k lb		WITHDRAWN
88-068P	05/26/88	Superior Load Cell		Load Cell	AW200 & SSB AW200, AW200A, SSB-1k, SSB-2.5k, SSB-5k	III L	10,000 M	1k - 5k lb		Superseded by 88-068PA2
88-068PA2	08/02/89	Superior Load Cell		Load Cell	AW200 & SSB AW200-1K, AW200-2.5K, AW200A-1K, AW200A-2K, AW200A-2.5K, AW200A-4K, AW200A-5K, AW201A-1K, AW201A-2K, AW201A-2.5K, AW201A-4K, AW201A-5K, AW202-1K, AW202-2K, AW202-2.5K, AW202-4K, AW202-5K	III L	10,000 M	1k - 5k lb		Single Ended Shear Beam
88-295P	01/25/89	Superior Load Cell		Load Cell	AW 1700 Capacities (lb): 150, 200, 300, 500, 750, 1000, 1200	III	5,000 S	150 to 1,200 lb		Shear Beam
88-313		Superior Load Cell		Load Cell	AW400	III L	10,000 M	15k to 125k lb		IN PROCESS

LISTING BY DEVICE TYPE

CC No.	Date	Company Name	Other Models	Device Type	Model	Accuracy Class	n	Capacity	Platform size	Comments
88-313P	05/25/89	Superior Load Cell	Load Cell	AW400 AW400-15K, -20K, -30K, -40K, -50K, -60K, -75K, -100K, -125K	III L	10,000	MC	15K to 125K lb		Double-Ended Shear Beam
89-006P	02/23/90	Superior Load Cell	Load Cell	AW900	III L	10,000	M	20k to 100k lbs		WITHDRAWN
89-052P	08/17/89	Superior Load Cell	Load Cell	AW300 AW300-250, -500, -750, -1K, -1.5K	III	3000	S	250 to 1500 lb		Cantilever "S" Cell, Tension
89-142P	04/25/90	Superior Load Cell	Load Cell	AW200 Family AW-200-1K, -200A-1K, -201A-1K, -202-1K, -203-1K, -200A-2K, -201A-2K, -202-2K, -203-2K, -200A-2.5K, -201A-2.5K, -202-2.5K, -203-2.5K, -200-4K, -200A-4K, -201A-4K, -202-4K, -203-4K, -200-5K, -200A-5K, -201A-5K, -202-5K, -203-5K	III	4,000	M	1,000 - 5,000 lb		Shear Beam
89-142P.A1	03/07/91	Superior Load Cell	Load Cell	AW-200 AW-200-1K, AW-200A-1K, AW-201A-1K, AW-202-1K, AW-203-1K, AW-200A-2K, AW-201A-2K, AW-202-2K, AW-203-2K, AW-200A-2.5K, AW-201A-2.5K, AW-202-2.5K, AW-203-2.5K, AW-200A-4K, AW-201A-4K, AW-202-4K, AW-203-4K, AW-200-5K, AW-201A-5K, AW-202-5K, AW-203-5K	III	MC: 4,000		1,000 to 5,000 lb		Shear Beam
90-052	03/27/90	Superior Load Cell	Load Cell	AW600B Series AW600B-2.5K, -5K, -10K, -15K, -20K. Capacities (lb): 2,500, 5,000, 10,000, 15,000, 20,000	III	5,000	M	2,500 - 20,000 lb		Shear Beam, Tension
90-052.A1	03/07/91	Superior Load Cell	Load Cell	AW600B Series The model designation for the series is AW600B-XXK where XXK is the load cell capacity in thousands (K) pounds. Models: AW600B-2.5K, AW600B-5K, AW600B-10K, AW600B-15K & AW600B-20K.	III	MC: 5,000		2500 to 20k lb		Shear Beam, Tension
90-090	06/12/90	Superior Load Cell	Load Cell	AW900B AW900B-20K, AW900B-25K, AW-900B-30K, AW900B-40K, AW900B-50K, AW901B-50K, AW901B-60K, AW900B-60K, AW900B-60KL, AW901B-65K, AW900B-75K, AW900B-75KL & AW900B-100K.	III L	10,000		20k to 100k		Double-Ended Shear Beam
90-139	09/26/90	Syracuse Scale Co, Inc.	Load Cell	ALC850 These load cells are marketed under the brand name "Atlas." The specific models covered by this certificate are: ALC850-20K, ALC850-25K, ALC850-30K, ALC850-40K, ALC850-50K, ALC901B-50K, ALC901B-60K, ALC850-60K, ALC901B-65K, ALC850-75L, ALC850-75KL & ALC850-100K.	III L	MC 10,000		20k to 100k		Double-Ended Shear Beam
92-027	01/27/92	TARE Incorporated	Load Cell	S-60001A-XX SC-Class III L: 10,000. Other Models: S-60001A25, S60001A50, S-60001A75, S-60001A100, S-60001A150, S-60001A200, S-60001A250, S-60001A300, S-60001A500, S-60001A750, S-60001A1K, S-60001A1.5K, S-60001A2K, S-60001A2.5K, S-60001A3K, S-60001A4K, S-60001A5K, S-60001A7.5K, S-60001A10K, S-60001A15K, S-60001A20K, S-60001A25K & S-60001A30K.	III & III L	see below		25 - 20,000 lb		S-Beam Tension



LISTING BY DEVICE TYPE

CC No.	Date	Company Name	Other Models	Device Type	Model	Accuracy Class	n	Capacity	Platform size	Comments
89-053	09/24/90	Tedea Inc.		Load Cell	3410	III	see below	1000 lb - 10k lb		Shear Beam
										The load cells in this family are identified by the capacities of the cells. Single cell, Class III: 3,000 - Multiple cells, Class III: 5,000.
89-053A1	03/07/91	Tedea Inc.		Load Cell	3140	III	see below	1,000 to 10k lb		Shear Beam
										n-max: single cell, class III: 3,000; multiple cells, class III: 5,000.
89-053P	05/25/89	Tedea Inc.		Load Cell	3410	III & III L	see below	1000 - 4000 lbs		Shear Beam
										n-max: SC, Class III: 5,000; MC, Class III: 10,000. Capacities (lb): 1,000, 1,500, 2,500, 4,000
89-053P.A2	09/24/90	Tedea Inc.		Load Cell	3140	III L	see below	1000 lb - 10k lb		Shear Beam
										The load cells in this family are identified by the capacities of the cells. Multiple Cells, Class III L: 10,000.
89-053PA1	05/15/90	Tedea Inc.		Load Cell	3410	III & III L	3,000	1,000 - 10,000 lb		Shear Beam
										Single Cell, Class III: 3,000 - Multiple Cells, Class III: 5,000 - Class III L: 10,000.
89-054	09/24/90	Tedea Inc.		Load Cell	1250	III	3,000	100 kg - 1,000 kg		Single Point
										The load cells in this family are identified by the capacities of the cells.
89-054P	05/25/89	Tedea Inc.		Load Cell	1250	III L	3,000 S	50 kg - 1,000 kg		Single Point
										Capacities (kg): 100, 150, 200, 250, 300, 500, 635, 1,001
89-074	09/24/90	Tedea Inc.		Load Cell	1010	III	3,000	5 to 50 kg		Three Beam, Single Point
										The specific load cells in this family covered by this certificate are identified by the model designation & the load cell capacity.
89-074P	07/05/89	Tedea Inc.		Load Cell	1010	III	3,000 S	5 to 50 kg		Three Beam, Single Point
										Capacities (kg): 5, 7, 10, 11.36, 15, 20, 30, 50
89-075	09/24/90	Tedea Inc.		Load Cell	1040	III	3,000	5 to 100 kg		Three Beam, Single Point
										The specific load cells in this family covered by this certificate are identified by the model designation & the load cell capacity.
89-075P	07/05/89	Tedea Inc.		Load Cell	1040	III	3,000 S	5 to 100 kg		Three Beam, Single Point
										Capacities (kg): 5, 7, 10, 15, 20, 30, 50, 75, 100
88-239P	01/25/89	The A. H. Emery Company		Load Cell	136	III L	10,000 M	75,000		Hydraulic

LISTING BY DEVICE TYPE

CC No.	Date	Company Name	Other Models	Device Type	Model	Accuracy Class	n	Capacity	Platform size	Comments
92-058		The Scale Store		Load Cell	TSS					IN PROCESS
92-089		Thurman Scale Company		Load Cell	TSC700					IN PROCESS
92-090		Thurman Scale Company		Load Cell	TSC100					IN PROCESS
92-091		Thurman Scale Company		Load Cell	TSC800					IN PROCESS
92-092		Thurman Scale Company		Load Cell	TSC300					IN PROCESS
87-084.A1	02/26/91	Toledo Scale Corporation		Load Cell	725	III	6,000	500 - 2000 lb		Bending Beam
87-084P	07/17/88	Toledo Scale Corporation	Capacities (lb): 500, 1000, 2000	Load Cell	725 family	III	6000 M	500 to 2000 lb		Superseded by 87-084
87-098.A1	02/26/91	Toledo Scale Corporation		Load Cell	742	III	MC-6,000	1000 - 20,000 lb		Shear Beam
			The specific load cells covered by this certificate, the accuracy classes, and number of divisions for each cell, are identified by the load cell capacity.							
87-098P	07/17/88	Toledo Scale Corporation		Load Cell	742	III	6000 M	1000 to 20000 lb		Superseded by 87-098
88-008.A1	02/26/91	Toledo Scale Corporation	Capacities (lb)- 1,000; 2,500; 5,000; 10,000; 20,000	Load Cell	743	III & III L	see below	1000 - 45,000 lb		Shear Beam
			Capacity: Class III, MC-5000/Class III L MCCells-10,000							
88-008A2	10/29/91	Toledo Scale Corporation		Load Cell	743	III/III L	see below	1,000 - 45,000 lb		Shear Beam
			Capacity: Class III, MC-5000/Class III L, MC-10,000							
88-008P	07/17/88	Toledo Scale Corporation		Load Cell	743	III/III L	5k, 10k M	1k to 45k lb		Superseded by 88-008
88-009	03/09/91	Toledo Scale Corporation		Load Cell	752	III L	MC-10,000	50k to 100k		Compression
88-009P	11/14/88	Toledo Scale Corporation		Load Cell	752	III L	6000 M	50k to 100k lb		Superseded by 88-009PA1

LISTING BY DEVICE TYPE

CC No.	Date	Company Name	Other Models	Device Type	Model	Accuracy Class	n	Capacity	Platform size	Comments
88-091	11/02/90	Toledo Scale Corporation		Load Cell	760	III L	10,000	22.5 to 45,000 kg		Column Compression
91-089		Toledo Scale Corporation	n = 3,000 S/5,000 M	Load Cell	744	III	see below	500 to 5,000 lb		IN PROCESS
91-089P	06/06/91	Toledo Scale Corporation	SC-3,000. MC-5,000.	Load Cell	744	III	see below			Bending Beam
91-090		Toledo Scale Corporation	Class III, n = 3,000 S/Class III L, n = 10,000 S	Load Cell	736	III/III L	see below	50 to 5,000 lb		IN PROCESS
91-090P	06/06/91	Toledo Scale Corporation	SC-Class III: 3,000; SC-Class III L: 10,000.	Load Cell	736 Series	III/III L	see below	50 - 5,000 lb		Universal Beam ("S" Cell)
92-108		Toledo Scale Corporation	n = 3,000 S/5,000 M	Load Cell	745	III	see below	1k to 20k		IN PROCESS
87-084	10/02/89	Toledo Scale Corporation	Specific load cells are identified by the load cell capacities.	Load Cell	725	III	6,000 M	500 - 2k lb		Bending Beam Load Cell
87-098	10/02/89	Toledo Scale Corporation	Capacities: 1000, 2500, 5000, 10000, 20000	Load Cell	742	III	6,000 M	1k - 20k lb		Shear Beam
88-008	10/02/89	Toledo Scale Corporation	Specific load cells are identified by the load cell capacity.	Load Cell	743	III/III L	5K, 10K M	1k to 45k lb		
88-009PA1	10/02/89	Toledo Scale Corporation	Capacities (lb): 50k, 100k	Load Cell	752	III L	10,000 M	50k-100k lb		Compression
88-091P	06/02/88	Toledo Scale Corporation	Capacities (kg): 22,500, 45,000	Load Cell	760	III L	10,000 M	22.5 and 45 kg		Column Compression Load Cell
89-130	11/29/89	Totalcomp, Inc.	Capacities (lb): 25, 50, 75, 100, 150, 200, 250, 300, 500, 600, 750, 1,000, 1,250, 1,500, 2,000, 2,500, 3,000, 4,000, 5,000, 7,500, 10,000	Load Cell	Nikkei NS	III	4,500 S	25 to 10,000 lb		Type "S" Load Cell

LISTING BY DEVICE TYPE

CC No.	Date	Company Name	Other Models	Device Type	Model	Accuracy Class	n	Capacity	Platform size	Comments
89-130PA1	02/12/90	Totalcomp, Inc.		Load Cell	Nikkei NS Class III, single cell, n = 5,000. Class III L, single cell, n = 10,000. Capacities (lb): 25, 50, 75, 100, 150, 200, 250, 300, 500, 600, 750, 1,000, 1,250, 1,500, 2,000, 2,500, 3,000, 4,000, 5,000, 7,500, 10,000, 15,000, 20,000	III/III L	5K, 10K S	25 to 20,000 lb		Type "S" load cell
89-131	11/29/89	Totalcomp, Inc.		Load Cell	Nikkei NSB and NSBT Capacities (lb): 1,000, 2,000, 2,500, 4,000, 5,000, 10,000	III/III L	5,000 M	1,000 - 10,000 lb		Shear Beam
89-131.A1	02/21/91	Totalcomp, Inc.		Load Cell	Nikkei NSB & NSBT	III & III L	MC-5000	1000 - 10,000 lb		Shear Beam
89-132	11/29/89	Totalcomp, Inc.		Load Cell	Nikkei NDE Capacities (lb): 5,000, 10,000, 20,000, 50,000	III/III L	5,000 M	5,000 - 50,000 lb		Double Ended Shear Beam
89-132A1		Totalcomp, Inc.		Load Cell		III		3000		IN PROCESS
92-028	01/29/92	Totalcomp, Inc.		Load Cell	NBSS-XX SC-Class III: 5,000; SC-Class III L: 10,000. Optional Model Families: NBSS-XX-T & NBSS-XX-C.	III & III L	see below	1,000 - 10,000 lb		Shear Beam
89-073P	07/05/89	Unibridge Scale Systems		Load Cell	UBDL8900 Capacities (lb): 50,000, 65,000, 100,000	III L	8,000 M	50,000-100,000lb		Double-Ended Shear Beam
91-099	06/07/91	Unibridge Scale Systems		Load Cell	DL9000 Series The load cells are offered as a DL 9000-10 for use in HB44 applications up to a maximum of 10,000 divisions and as a DL 9000-6 for applications up to 6000 divisions. Load cells of industrial grade (not for HB44 applications) carry the model designation of DL 9000-9.	III L	MC-10,000	50k - 100k lb		Double Ended Shear Beam
87-090.A2	09/24/90	Weigh-Tronix, Inc.		Load Cell	WBP, WBR, WBL	III	5000	500 - 50,000 lb		Shear Beam
87-090.A3	03/07/91	Weigh-Tronix, Inc.		Load Cell	WBP, WBR, WBL The only difference b/t the WBP, WBR, & WBL is in the end mounts. These differences are not considered to be metrologically significant. Models: WBP-.500K, WBP-1.25, WBP-2.50K, WBP-5.00K, WBP-10.0K, WBP-20.0K, WBP-25.0K, WBP-50.0K, WBR-1000, WBR-2000, WBL-500K, WBL-1.25K, WBL-2.50K & WBL-5.00K.	III	5,000	500 to 50,000 lb		Bending Beam
87-090A	07/25/88	Weigh-Tronix, Inc.		Load Cell	WBP WBP-10.0K, WBP-20.0K, WBP-25.0K, WBP-50.0K; Capacities (lb): 10,000; 20,000; 25,000; 50,000	III	5000 M	10000 to 50000 lb		Bending Beam

LISTING BY DEVICE TYPE

CC No.	Date	Company Name	Other Models	Device Type	Model	Accuracy Class	Capacity	Platform size	Comments
87-090P	12/29/87	Weigh-Tronix, Inc.		Load Cell	WBP WBP-0.50K, WBP-1.25K, WBP-2.50K, WBP-5.00K: Capacities (lb): 500, 1250, 2500, 5000	III	500 to 5000 lb		Superseded by 87-090A
87-090PA	04/20/88	Weigh-Tronix, Inc.		Load Cell	WBR WBR-1000, WBR-2000: Capacities (lb): 1000, 2000	III	500 to 5000 lb		Superseded by 87-090A
87-095	07/25/88	Weigh-Tronix, Inc.		Load Cell	WBP WBP-.125K, WBP-.250K: Capacities (lb): 125, 250	III	125 and 250 lb		Bending Beam
87-095-A1		Weigh-Tronix, Inc.		Load Cell	WBP				IN PROCESS
87-095P	01/11/88	Weigh-Tronix, Inc.		Load Cell	WBP WBP-XXXX where XXXX is the code for the capacity of the load cell. Capacities (lb): 125, 250	III	125 and 250 lb		Superseded by 87-095
87-119A2	10/01/91	Weigh-Tronix, Inc.		Load Cell	WBT	III L			
87-119P	02/17/88	Weigh-Tronix, Inc.		Load Cell	WBT WBT-37.5 K, WBT-75.0 K: Capacities (lb): 37,500; 75,000	III L	37500 to 75000 lb		Superseded by 87-119
87-120P	02/17/88	Weigh-Tronix, Inc.		Load Cell	WBC WBC-250, WBC-500, WBC-1000, WBC-2500: Capacities (lb): 250, 500, 1000, 2500	III L	250 to 2500 lb		Superseded by 87-120
88-299	05/25/89	Weigh-Tronix, Inc.		Load Cell	CK-100 Series WBC-250, WBC-500, WBC-1000, WBC-2500. Capacities (lb): 250, 500, 1000, 2500	III L	250 to 2500 lb		Conversion Kit
87-090	08/30/88	Weigh-Tronix, Inc.		Load Cell	WBP & WBR WBP-0.50K, -1.25K, -2.50K, -5.00K, -1000, -2000. Capacities: 500 - 2000 lb	III	500-5,000 lb		Bending Beam
87-119	05/25/89	Weigh-Tronix, Inc.		Load Cell	WBT WBT-37.5 K, WBT-50.0 K, WBT-75.0 K	III L	37500 to 75000 lb		Bending Beam
87-119PA	07/25/88	Weigh-Tronix, Inc.		Load Cell	WBT WBT-37.5 K, WBT-50.0 K, WBT-75.0 K	III L	37500 to 75000 lb		Superseded by 87-119

LISTING BY DEVICE TYPE

CC No.	Date	Company Name	Other Models	Device Type	Model	Accuracy Class	Capacity	Platform size	Comments
87-120	07/25/88	Weigh-Tronix, inc.	WBC-250, WBC-500, WBC-1000, WBC-2500	Load Cell	WBC	iii L	250 to 2500 lb	6,000 S	Bending Beam
88-039	09/26/88	Weigh-Tronix, inc.	Capacities (lb): 250, 500, 1000, 2500	Load Cell	WBC	iii	250 to 2500 lb	3,000 S	Bending Beam
88-039P	04/07/88	Weigh-Tronix, inc.	Capacities (lb): 250, 500, 1000, 2500	Load Cell	WBC	iii L	250 - 25k lb	5,000 S	Superseded by 88-039
88-046	08/30/88	Weigh-Tronix, inc.	WBM-37.5K, WBM-50.0K, WBM-75.0K	Load Cell	WBM	iii L	37,500 -50,000 lb	6,000 M	Bending Beam
<b>LPG Liquid Meter</b>									
86-025	10/15/86	Liquid Controls Corporation		LPG Liquid Meter	MA-2-CX-10		9999.9 X 0.1 gai		
89-140	08/21/90	Schlumberger Technologies, inc.	Meter Size: 3/4 inch, 1 inch, 1-1/4 inch, 1 1/2 inch, 2 inch. Capacity: 2-1/2 to 14 gpm, 3-1/2 to 18, 5 to 30, 12 to 60, 20 to 100. Application: For use in measurement of LPG. For use with compatible indicator with NTEP CC. NOTE: Upgrade to full CC based on CA test on "1" and no comments on pre-NTEP CC.	LPG Liquid Meter			See notes below		Mechanical
89-140PN	11/03/89	Schlumberger Technologies, inc.		LPG Liquid Meter	4D				Mechanical
90-017	10/09/90	Schlumberger Technologies, Inc.		LPG Liquid Meter	831 & 833				Analog Indicating
90-017PN	01/30/90	Schlumberger Technologies, inc.		LPG Liquid Meter	831 & 833				
<b>Mass Flow Meter</b>									
90-060	04/18/90	Daniel Industries, Inc.		Mass Flow Meter	1450-15-SP		Max 60 GPM		Rotary Meter
87-040	09/15/87	Micro Motion, inc.	D25, D40, D100, D150, D300, D600	Mass Flow Meter	FlowScale				Superseded by 87-040.A1

LISTING BY DEVICE TYPE

CC No.	Date	Company Name	Other Models	Device Type	Model	Accuracy Class	Capacity	Platform size	Comments
87-040.A1	01/03/91	Micro Motion, Inc.		Mass Flow Meter	D Series Sensor Mass Flow Transmitter Models: FSXXXXXX (FlowScale), RFT9712XXXX (Remote Flow Transmitter). Sensor Model Numbers: DX025XXXXX, DX040XXXXX, DX065XXXXX, DX100XXXXX, DX150XXXXX, DX300XXXXX & DX600XXXXX.				Digital Electronic
<b>Monorail Scale</b>									
90-003	06/14/90	Rice Lake Weighing Systems		Monorail Scale	MS200 Optional Models: MS202HB-3/8 (for 3/8" rail), MS202HB-1/2 (for 1/2" rail).	III	750 x 0.5 lb	1500	Load Cell Electronic
88-223	01/27/92	Weigh-Tronix, Inc.		Monorail Scale	MRS Series MRS-24-01, MRS-24-02, MRS-48-01 & MRS-48-02. Capacities: 1,000x0.5 lb, 2,000x1.0 lb.	III	See below	2000	Digital Electronic
88-223PN	10/11/88	Weigh-Tronix, Inc.		Monorail Scale	MRS Series MRS-24-01, -24-02, -48-01, -48-02	III		2,000	Digital Electronic
<b>NO DEVICE TYPE</b>									
display memory									
88-313		Airway Scale and Mfg Co., Inc.		NO DEVICE TYPE	65023S				
90-034PNA1		Bennett Pump Company		NO DEVICE TYPE	3900 Series				
92-100.		Bizerba United States, Inc.		NO DEVICE TYPE	PVT/PHT Series				IN PROCESS
91-108	07/11/91	Cardinal/Detecto Scale Mfg. Co.		NO DEVICE TYPE	AL62SPLT XY X is the platform size represented in inches where (1 = 24 x 24, 2 = 26 x 19, 3 = 23 x 20, 4 = 24 x 22, 5 = 25 x 24) and Y represents the available option combinations (0 to 7) such as an upturned platform, dual display and metric conversion.	III	300 x 0.5 lb	600 672 in squared	Digital Electronic
91-088PN	06/06/91	Gilbarco, Inc.		NO DEVICE TYPE	AAAX (Ten Times)				Mechanical
92-056	04/17/92	Gilbarco, Inc.		NO DEVICE TYPE	PAO24TC10/PAO24NC10				Positive Displacement Meter

LISTING BY DEVICE TYPE

CC No.	Date	Company Name	Other Models	Device Type	Model	Accuracy Class	Capacity	Platform size	Comments
92-008		Healy Systems, Inc.		NO DEVICE TYPE	99999				IN PROCESS
91-084	08/12/91	K-Scale, Inc.	Other capacity: 15.5 oz x 0.5 oz.	NO DEVICE TYPE	MS-D	III	99 lb	13.5" x 9.5"	Digital Mass Transducer
91-085	08/12/91	K-Scale, Inc.		NO DEVICE TYPE	KMS-2000				Manifest System, PC Computer
92-002		Midwest Computer Register Corp.		NO DEVICE TYPE	8000				IN PROCESS
92-044		New Brunswick International, Inc.		NO DEVICE TYPE	DS590				IN PROCESS
91-169	03/25/92	Pacific Scale Co., Inc.		NO DEVICE TYPE	AGX Series	III L	150K x 20 lb	100 x 10 45,000lb	Electronic, Pitless
					AGX3510-40; AGX3512-40; AGX4010-40; AGX4012-40; AGX5010-40; AGX5012-40; AGX6010-50; AGX6012-50; AGX7010-50; AGX7012-50; AGX8010-75; AGX8012-75; AGX9010-75; AGX9012-75;				
92-057	04/08/92	SCOOP Logic Group		NO DEVICE TYPE	A-21 S				Personal Computer
92-066		Sponsler Company Inc.		NO DEVICE TYPE	xxxxxx				IN PROCESS
91-151	10/01/91	Universal Epsco, Inc.		NO DEVICE TYPE	7100M-X-XX				Moter Fuel Dispenser
<b><u>Parking Meter</u></b>									
88-274P	01/26/89	P.O.M. Incorporated		Parking Meter	"E" (ECON-O-METER)		2 hrs x 6 min		Parking Meter
<b><u>POS Scale</u></b>									
89-097	08/21/89	Cardinal/Detecto Scale Mfg. Co.		POS Scale	ECR-30	III	30 x .01 lb	14" x 12"	Digital Mass Transducer
92-055	04/07/92	Denver Instrument Company		POS Scale	AL-3K/44	III	6lb, 4oz x 0.01oz	8" x 7"	Digital Mass Transducer
86-016A	04/27/88	Essette Meto		POS Scale	CR 511	III	30 x 0.01 lb	13.2" x 9.5"	Superseded by 86-016A



LISTING BY DEVICE TYPE

CC No.	Date	Company Name	Other Models	Device Type	Model	Accuracy Class	n	Capacity	Platform size	Comments
86-016A2	02/09/90	Esselte Meto		POS Scale	CR511; CR512 Model CR511-20, capacity 20 x 0.01 lb; Model CR512-30, capacity 30 x 0.01 lb	III	3,000	30 x 0.01 lb	13.2" x 9.5"	Digital Electronic
88-069	04/27/88	Hobart Corporation	5018 RSD, 5018V; 5018V2	POS Scale	5018	III	3,000	30 x 0.01 lb		Digital Point-of-Sale Scale
88-069A1	09/24/90	Hobart Corporation	5018 RSD, 5018V, 5018V2.	POS Scale	5018	III	3,000	30 x 0.01 lb		Digital Point-of-Sale Scale
86-002	05/21/90	IBM Corporation		POS Scale	4683 Series					Digital Electronic
88-118	06/02/88	IBM Corporation		POS Scale	4680 Series 4683-001 POS terminal (Primary), 4683-002 POS terminal (Satellite)					POS System/Controller
89-139	01/10/90	IBM Corporation		POS Scale	4687-2	III	3000	30 x 0.01 lb	17" x 11"	Digital Electronic
89-148	01/10/90	IBM Corporation		POS Scale	4687-2	III				Digital Electronic
91-067	04/19/91	IBM Corporation		POS Scale	4684-XXX Series					Digital Electronic
89-081A	01/10/90	ICL, Inc.		POS Scale	310	III	2999	29.99 x 0.01 lb	11" x 15"	Digital Electronic
89-155	04/25/90	ICL, Inc.		POS Scale	310RD	III				Digital Electronic
91-078	03/23/92	ICL, Inc.	9520/60-69; 9520/150-159	POS Scale	9520 Family		2999	29.99 x 0.01 lb		Digital Electronic
87-014	06/12/87	NCR Corporation		POS Scale	7824	III	3,000	30 x 0.01 lb	13"x 12"	Scanner/Scale
88-007	06/01/88	NCR Corporation	7050-XXXX, 7051-XXXX, 7070-XXXX, 7053-XXXX	POS Scale	7050 Series					Digital Electronic System

LISTING BY DEVICE TYPE

CC No.	Date	Company Name	Other Models	Device Type	Model	Accuracy Class	n	Capacity	Platform size	Comments
88-261	02/10/89	NCR Corporation		POS Scale	2127					Pt. of Sale Products
88-261A	06/05/91	NCR Corporation	2127-F033/K027	POS Scale	2127					Terminal System
91-144		Pitney Bowes		POS Scale	J070					IN PROCESS
91-015	01/18/91	POS Data Products, Inc.		POS Scale	3030	III	3,000	30 x 0.01 lb	14.25" x 10.5"	Digital Electronic
91-094		POS Data Products, Inc.		POS Scale	XXXXX					IN PROCESS
92-052		Schlumberger Technologies, Inc.		POS Scale	see below					IN PROCESS
					Chevron US06-17.1, Chevron CA-3000, Amoco 1.XX, Texaco 5.XX.					
89-133 A2	01/03/91	Shekel Electronic Scales		POS Scale	SC 150	III	3000	30 x 0.01 lb	14.25" X 10.5"	Digital Electronic
			SC-150P; SC-15G							
89-133P	01/30/90	Shekel Electronic Scales		POS Scale	SC 150	III	3000	30 x 0.01 lb	14.25" x 10.5"	Supersceded by 89-133PA1
			Advance Retail Systems Inc. Model HT-1000							
89-133PA1	04/25/90	Shekel Electronic Scales		POS Scale	SC 150	III	3,000	30 x 0.01 lb	14.25" x 10.5"	Digital Electronic
			SC-150-P, POSISCALE 3030, Advance Retail Systems Inc. Model HT-1000							
91-071	05/15/91	Shekel Electronic Scales		POS Scale	SC250-Q	III	3000	30 x 0.01 lb	16.25" x 10"	Digital Electronic
89-138	01/10/90	Spectra Physics		POS Scale	760SLS	III	3000	30 x 0.01 lb	17" x 11"	Digital Electronic
89-147	01/10/90	Spectra Physics		POS Scale	760SLS-RD	III				Digital Electronic
89-021	05/01/89	TEC America, Inc.	SL-47-30-L-N	POS Scale	SL-47-50-L-N	III	5,000	50 x 0.01 lb.	13-1/2" x 12"	Digital Electronic

LISTING BY DEVICE TYPE

CC No.	Date	Company Name	Other Models	Device Type	Model	Accuracy Class	n	Capacity	Platform size	Comments
89-081	10/12/89	Toledo Scale Corporation		POS Scale	310-DATACHECKER	III	2999	29.99 X 0.01 lb	11" X 15"	Digital Electronic
89-137	01/10/90	Toledo Scale Corporation		POS Scale	8215	III	3000	30 x 0.01 lb	17" x 11"	Digital Electronic
92-054	04/02/92	Toledo Scale Corporation	capacities: 9 x 0.001 lb or 144 x 0.01 oz	POS Scale	PJ4000P/PJ4000GP	II	14,100	see below	7.24" x 9"	Digital Electronic
92-051	03/26/92	Weigh-Tronix, Inc.	capacities: 30.00 x 0.01 lb/29.99 x 0.01 lb. Trademark Name: NCI.	POS Scale	47XX	III	3000	see below	10" x 14"	Digital Electronic
87-121	03/01/88	Weigh-Tronix, Inc.		POS Scale	4000-1	III	3,500	30 x 0.01 lb	12" x 14"	Superseded by 87-121A3
<b><u>Prepackaging Scale</u></b>										
88-056	05/26/88	Avery Weighing Technology		Prepackaging Scale	B700	III	3,000	30 x 0.01 lb	12" x 15.25"	Digital Prepackaging Scale
88-183	09/22/88	Exact Equipment Corporation	960S, 960T, 960L	Prepackaging Scale	960	III	3,000	30 x 0.01 lb	16" x 10"	Digital Computing
88-184	09/22/88	Exact Equipment Corporation		Prepackaging Scale	920	III	5000	50 x 0.01 lb	270 mm x 400 mm	Superseded by 88-184A
88-184A	05/01/89	Exact Equipment Corporation		Prepackaging Scale	951	III	5,000	50 x 0.01 lb	270 mm x 400 mm	Digital Electronic
90-098	08/21/90	Global Scale Imports, Inc.		Prepackaging Scale	Automator 650A	III	3000	30 x 0.01 lb	10" x 16"	Digital Electronic
88-052	04/27/88	Hobart Corporation		Prepackaging Scale	1865	III	3,000	30 x 0.01 lb		Digital Prepackaging Scale
87-118	02/17/88	New Brunswick International, Inc.		Prepackaging Scale	DPS 6000	III	3,000	30 x .01 lb	341 mm x 284 mm	Digital Prepackaging Scale
88-174	08/31/88	New Brunswick International, Inc.		Prepackaging Scale	DPS-2600/AW-2600	III	3,000	30 x 0.01 lb	13.25" x 11.25"	Superseded by 88-174A1

LISTING BY DEVICE TYPE

CC No.	Date	Company Name	Other Models	Device Type	Model	Accuracy Class	n	Capacity	Platform size	Comments	
88-174A1	03/27/90	New Brunswick International, Inc.	IL-2600	Prepackaging Scale	DPS-2600/AW-2600	III	3,000	30 x 0.01 lb	13-1/4" x 11-1/4"	Digital Electronic	
87-047	09/14/87	TEC America, Inc.		Prepackaging Scale	SL 31-50R	III	5,000	50 x 0.01 lb	27x40 cm	Digital Prepackaging Scale	
89-029	05/25/89	Toledo Scale Corporation		Prepackaging Scale	8305	III	5,000	50 X 0.01 lb		Weighing Element	
91-018	01/31/91	Weldotron Corporation		Prepackaging Scale	9000 Series	III	3,000	30 x 0.01 lb	13-1/4" x 11-1/4"	Prepackaging Scale	
		Includes Models 9602, 9603, 9605, 9609, 9610, 9612. CC based on CC 88-174.A1 issued to NBI, Inc. & information provided by mfg. Corresponding models for all but 9612/9612 included based on mfg. information. CC based on CC 88-174.A1 issued to NBI, Inc. & info provided by mfg. information.									
<b>Prescription Balance</b>											
90-056	04/25/90	Henry Troemner, Inc.		Prescription Balance	800A	III	6,000	60 x 0.01 g	2.875 inch round	Torsion Band/Equal Arm	
87-019	05/21/87	Vertex Industries, Inc.		Prescription Balance	DRX-3	III	6,000	60 x 0.01g	3" dia.	Mechanical Analog Balance	
<b>Printer</b>											
91-125	03/16/92	A&D Engineering, Inc.		Printer	AD-8115 A,B,or C					Electronic	
87-115	12/29/87	Advance Scale Company		Printer	Auto-Scale 4000					Inbound/outbound vehicle scale	
89-010	04/05/89	Advanced Systems Interfacing, Inc.		Printer	Microway II/TKII					Computer Interface System	
88-276	01/20/89	Cardinal/Detecto Scale Mfg. Co.		Printer	740 and 750					Electronic Dot Matrix	
90-123	11/02/90	CAT Scale Company		Printer	320					Dot Matrix	
91-157	09/04/91	Computer Advice		Printer	CAM-290A					Dot Matrix	

LISTING BY DEVICE TYPE

CC No.	Date	Company Name	Other Models	Device Type	Model	Accuracy Class	Capacity	Platform size	Comments
88-234	09/13/88	Control Logic Corporation		Printer	CLC 1100 & CLC 1200				Dot Matrix
91-137	03/16/92	DH Print	4410; 4411; 4412; 4413; 4414 & DHP 7000; DHP 4000	Printer	SERIES 44XX				
88-233	09/22/88	Fargo Electronic Services Inc.		Printer	SP 2000				Dot Matrix
89-157	01/06/90	Fargo Electronic Services Inc.	KB-102, ACS-105	Printer	KB-105				Accessory Keyboard
89-157.A1	01/24/91	Fargo Electronic Services Inc.	Optional Models: KB-102, ACS-105 & ACS-107	Printer	KB-105				Accessory Keyboard
88-162	07/17/88	Gilbarco, Inc.		Printer	PAO 16300				Dot Matrix Tape Printer
88-092	09/09/88	Hecon Corporation		Printer	A0 516 Series				Ticket Printer
88-093	09/09/88	Hecon Corporation		Printer	A0 543				Ticket Printer
88-094P	09/09/88	Hecon Corporation		Printer	AO AND A6 Series				Electronic Modular
89-129	10/24/89	Industrial Data Systems, Inc.	AO 522 XXX, A6 522 XXX, AO 523 XXX, A6 523 XXX 160 (tape printer)	Printer	152				Dot Matrix Ticket
90-059	04/25/90	Industrial Data Systems, Inc.		Printer	Matrix 500				Electronic Dot-Matrix
88-115	06/17/88	Pennsylvania Scale Company		Printer	PS400				Dot Matrix Ticket Printer
88-116	06/17/88	Pennsylvania Scale Company		Printer	PS400-T				Dot Matrix Ticket Printer
88-117	06/17/88	Pennsylvania Scale Company		Printer	P100				Dot Matrix Tape Printer

LISTING BY DEVICE TYPE

CC No.	Date	Company Name	Other Models	Device Type	Model	Accuracy Class	n	Capacity	Platform size	Comments
89-156	01/14/90	Rice Lake Weighing Systems	KB-102, ACS-105	Printer	KB-105					Printing Element
87-015	06/16/87	Scale Data Systems		Printer	4000					Inbound/outbound vehicle scale
91-158	10/28/91	Tele-Weight, Inc.		Printer	TP-1					Dot Matrix
91-027	03/07/91	Thurman Scale Company		Printer	600					Dot Matrix
88-302	01/25/89	Toledo Scale Corporation		Printer	8842					Dot Matrix
89-008	07/05/89	Toledo Scale Corporation		Printer	963					9-Wire Dot Matrix Document
89-079	08/17/89	Toledo Scale Corporation		Printer	315					Electronic Label Printer
89-080	08/17/89	Toledo Scale Corporation		Printer	8806					Dot Matrix Ticket Printer
90-073	08/21/90	Toledo Scale Corporation		Printer	307					Thermal Electronic
90-076	08/22/90	Toledo Scale Corporation		Printer	325					Thermal Electronic
88-197	09/22/88	Toledo Scale Corporation		Printer	MP 750					Electronic Dot Matrix Ticket
88-191	10/28/88	Toledo Scale Corporation		Printer	350					Electronic Programmable Label
88-192	09/22/88	Toledo Scale Corporation		Printer	8804					Dot Matrix
88-193	10/28/88	Toledo Scale Corporation		Printer	8840-1					Dot Matrix
88-194	09/22/88	Toledo Scale Corporation		Printer	8860					Thermal Electronic

LISTING BY DEVICE TYPE

CC No.	Date	Company Name	Other Models	Device Type	Model	Accuracy Class	Capacity	Platform size	Comments
88-195	10/28/88	Toledo Scale Corporation		Printer	314T				Electronic Label Printer
88-196	09/22/88	Toledo Scale Corporation		Printer	8855				Dot Matrix Tape
91-033	04/18/91	Tyrel Corporation		Printer	TCP-10				Digital Electronic
88-310	01/25/89	Welgh-Tronix, Inc.		Printer	WP-240				Dot matrix
<b><u>Railroad Track Scale</u></b>									
88-015PN	03/01/88	Cardinal/Detecto Scale Mfr. Co.		Railroad Track Scale	RS, RSL, RSA & RSAL 6050-FSA, 6060-, 6070-, 6650-, 7250-, 6080-, 6670-, 7260-, 7270-, 6680-, 7280-	III/III L	150-300 TONS	60'x 10'-72'x 10'	Railway Track Vehicle Scale
88-084	06/08/88	Systems Associates, Incorporated		Railroad Track Scale	NP Series	III L	200,000 x 100 lb		Digital Railroad Scale
90-001	02/27/91	Toledo Scale Corporation		Railroad Track Scale	7260	III L	340k x 50 lb	2 plat. 25x4'11ea	Digital Electronic
90-001P	02/16/90	Toledo Scale Corporation		Railroad Track Scale	7260	III L	340,000 x 50 lb	25'x4'11" each(2)	Digital Electronic
<b><u>Retail Motor Fuel Dispenser</u></b>									
87-062	10/27/87	Bennett Pump Company		Retail Motor Fuel Dispenser	6000 Series		99.999 gal.		Digital RFD
89-063	10/02/89	Bennett Pump Company		Retail Motor Fuel Dispenser	7000 & 9000 Series		999.999 total gal		Superseded by 89-063A1
89-063 A2	07/10/91	Bennett Pump Company		Retail Motor Fuel Dispenser	7000 & 9000 Series				Electronic Computing

LISTING BY DEVICE TYPE

CC No.	Date	Company Name	Other Models	Device Type	Model	Accuracy Class	Capacity	Platform size	Comments
89-063A1	01/31/91	Bennett Pump Company		Retail Motor Fuel Dispenser	7000 & 9000 Series	999.999 total vol		Electronic Computing	
			7600 & 7800 High Cap Series, Includes: 9000 Series, Conventional 7000 Series - Low hose & High hose.			\$9.999/vol		\$9,999.99 total \$	
90-034	02/14/90	Bennett Pump Company		Retail Motor Fuel Dispenser	3700 & 3900 Series			Analog Volume Only	
			3722; 3724; 3725; 3725D; 3727; 3782; 3788; 3788D; 3789; 3789D; 3792; 3922; 3924; 3925; 3925D; 3927; 3912; 3913 & 3913D						
90-034A1	03/12/92	Bennett Pump Company		Retail Motor Fuel Dispenser	3700 & 3900 Series			Analog Volume Only	
			3722; 3724; 3725; 3725D; 3727; 3782; 3788; 3788D; 3789; 3789D; 3792; 3922; 3924; 3925; 3925D; 3927; 3912; 3913 & 3913D.						
90-034PN	07/11/91	Bennett Pump Company		Retail Motor Fuel Dispenser	3700 Series			Analog Volume Only	
			3722, 3724, 3725, 3725D, 3727, 3782, 3788, 3788D, 3789, 3789D, 3792, 3922, 3924, 3925, 3925D, 3927, 3912, 3913 & 3913D.						
90-035PN	03/13/90	Bennett Pump Company		Retail Motor Fuel Dispenser	4000 Series			Analog Computing	
			4012, 4013, 4022, 4024, 4025, 4027						
87-077	10/26/87	Gilbarco, Inc.		Retail Motor Fuel Dispenser	MPD-2 and MPD-3		99.999 gal	Superseded by 87-077A2	
87-077A2	02/12/90	Gilbarco, Inc.		Retail Motor Fuel Dispenser	AE, AK, AL, AP, AU		99.999 total gal		
			The Gilbarco model designation consists of a variety of entries based upon the dispenser configuration. The device is identified by the model designation AXXXXX where the XXXXX represents various device parameters. These devices are known by the generic names of MPD-2, MPD-3, and the MPD-ProBlender. Other capacities of series: \$999.99 Total Price, \$9.999 Unit Price						
87-099	04/07/88	Gilbarco, Inc.		Retail Motor Fuel Dispenser	ABXXXX		99.999 gal	Electromechanical Dispenser	
88-002	04/07/88	Gilbarco, Inc.		Retail Motor Fuel Dispenser	AC4992S1		60 gal/min	Superseded by 88-226A2	
			AC4992AS1, AC6093, AC4093						
88-003	03/01/88	Gilbarco, Inc.		Retail Motor Fuel Dispenser	PAO24TC10, PAO24NC10			Superseded by 88-003A3	
88-003A	05/03/88	Gilbarco, Inc.		Retail Motor Fuel Dispenser	PAO24TC10, PAO24NC10			Superseded by 88-003A3	
88-003A2	02/10/89	Gilbarco, Inc.		Retail Motor Fuel Dispenser	PAO24TC10, PAO24NC10			Superseded by 88-003A3	





LISTING BY DEVICE TYPE

CC No.	Date	Company Name	Other Models	Device Type	Model	Accuracy Class	Capacity	Platform size	Comments
90-070	04/18/90	Hasstech, Inc.		Retail Motor Fuel Dispenser	HP-2, HP-22				Nozzle
90-027	02/16/90	Husky Corporation		Retail Motor Fuel Dispenser	V (Coaxial)				Vapor Recovery Nozzle/Balance
90-172	12/18/90	Liquid Controls Corporation		Retail Motor Fuel Dispenser	MA-5-1 & MA-5-2				
90-148	10/18/90	Schlumberger Technologies, Inc.		Retail Motor Fuel Dispenser	EPS R CT X X X XX		\$999.99 Total \$		Dig. Comp. RMFD
					EPS = Basic Model Number, R = Remote submersible pump, CT = Calcutrim, Blank = Standard Construction or V = Vapor Recovery, DS = Hoses on both sides or SS = Hoses on one side, 1 - 4 = Number of Products; 2,3,4 or 6 = Number of Hoses.		\$9,999 U.P.	999.99 Vol Units	
90-148	11/02/90	Schlumberger Technologies, Inc.		Retail Motor Fuel Dispenser	EPS R CT X X X XX		SEE BELOW		Digital Computing
					Generic Name: Calcutrim, Capacities: \$999.99 total money, 999.99 volume units, \$9,999 unit price				
90-149	10/18/90	Schlumberger Technologies, Inc.		Retail Motor Fuel Dispenser	EPS RC I X X X XX		\$999.99 Total \$		Elec. Comp. RMFD
					Model designations and suffixes: EPS = Basic Model Number, RC = Remote Calcutron (submersible), I = Intermediate size, Blank = Standard Construction OR L = dispenser longer than 7 feet, 1, 2, or 8 = # hoses - 1 or 4 = # Products DS = Hoses on both side s or SS = Hoses on one side.		\$9,999 U.P.	999.99 Vol Units	
90-149	11/02/90	Schlumberger Technologies, Inc.		Retail Motor Fuel Dispenser	EPS RC I X X X XX		SEE BELOW		Electronic Computing
					Generic Name: Calcutron, Capacities: \$999.99 total money, 999.99 volume units, \$9,999 unit price.				
88-086	05/04/88	Southwest Pump Company		Retail Motor Fuel Dispenser	2XX0-X-X-X series				Superseded by 88-086A
88-086A	02/10/89	Southwest Pump Company		Retail Motor Fuel Dispenser	2XX0-X-X-X Series		999.999 gal		Digital Electronic
					2020-X-X-X, 2040-X-X-X				
89-125PN	01/30/90	Southwest Pump Company		Retail Motor Fuel Dispenser	640 Series				Electronic Computing
					640-S, 640-T-S, 640-MT-S				
89-161PN	01/30/90	Southwest Pump Company		Retail Motor Fuel Dispenser	660 Series				Electronic Computing
					660, 660-S, 661, 661-S, 661-REM, 661-T-REM, 662, 662-S, 662-REM, 662-S-REM				
91-133	08/07/91	Southwest Pump Company		Retail Motor Fuel Dispenser	4000 Series				Electronic Computing

LISTING BY DEVICE TYPE

CC No.	Date	Company Name	Other Models	Device Type	Model	Accuracy Class	Capacity	Platform size	Comments
91-133A1	05/05/92	Southwest Pump Company		Retail Motor Fuel Dispenser	4000 Series See certificate for specific model numbers. Capacities: 999.999 Gallons/Liters, \$9999.99 Total Sale, 9.999 Unit Price.		see below		Digital Electronic
92-031PN	03/25/92	Sun Refining and Marketing Company		Retail Motor Fuel Dispenser	Series E-511				Electronic Computing
92-015		Suntronic Technology Group		Retail Motor Fuel Dispenser	SM996				IN PROCESS
92-005	03/16/92	Tech 21		Retail Motor Fuel Dispenser	CARD LOCK 1000 Max Volume Display: 999.99; Max Unit Price Display: 9.999				Card Activated Fuel Cont. Sys
87-018A	01/11/89	Tokheim Corporation		Retail Motor Fuel Dispenser	TCS Series		999.999 gal		Digital Electronic
89-017	04/04/89	Tokheim Corporation		Retail Motor Fuel Dispenser	785-HV (high volume)		mx. 60; mn. 12 gpm		Diesel Dispenser
89-115	04/25/90	Tokheim Corporation		Retail Motor Fuel Dispenser	262 Series Unistar				Supersceded by 89-115A1
89-115A1	04/18/90	Tokheim Corporation		Retail Motor Fuel Dispenser	262-X, 262A-X				Digital Electronic
90-014	01/22/90	Tokheim Corporation		Retail Motor Fuel Dispenser	TCS Series				Digital Electronic
90-014A1	05/05/92	Tokheim Corporation		Retail Motor Fuel Dispenser	TCS Series 311 or 311A, 312 or 312A, 322 or 322A, 324 or 324A, 413 or 413A, 426 or 426A, 614 or 614A & 628 or 628A. Capacities: 999.99 Dollars, 999.999 Volume Units.		see below		Digital Electronic
90-020	02/09/90	Tokheim Corporation		Retail Motor Fuel Dispenser	262-HV (High Volume)		60 gpm		Electronic Computing
90-144	11/02/90	Tokheim Corporation		Retail Motor Fuel Dispenser	200 & 330 Series Models: 220B, 222B, 330B, 33B. Suffixes: E-External fixed hose connection. V-External two hose connection for vapor recovery. L-Lighted valance. U-Unlighted valance. SA-Stand Alone. K-Customer select cash credit. P-Customer select preset.		\$999.99 Money	9999.9 liters	Digital Comp. RMFD
90-145PN	11/02/90	Tokheim Corporation		Retail Motor Fuel Dispenser	1100 & 1200 Series Models: 1148T, 1150T, 1248, 1250. Suffixes: T, GP, SP, 1, 2, RCFC, AFC-1, PEH, SCS, HS, TPZ, PR, A, S, G, M, GM, VR, KC-4, KC-8, KC-16, WNC, TW, APC, APC-1, RHO, ESI, IBM, PR-SS, OC.		\$3,999 up, \$99.99 Max.	999.9 liters	Mech. Comp. RMFD

LISTING BY DEVICE TYPE

CC No.	Date	Company Name	Other Models	Device Type	Model	Accuracy Class	Capacity	Platform size	Comments
92-021PN		Tokhelm Corporation		Retail Motor Fuel Dispenser	162				IN PROCESS
92-076	05/07/92	Tuthill Corporation		Retail Motor Fuel Dispenser	FR712				Digital Ele. Vol. Only Display
91-116	08/02/91	Universel Epsco, Inc.		Retail Motor Fuel Dispenser	4000M-XX-X Part No. 9-30 & Part No. 9-32				Series 4000 Retail Dispenser
91-117	08/02/91	Universel Epsco, Inc.		Retail Motor Fuel Dispenser	8000M-X-XX				Motor Fuel Dispenser
91-118		Universel Epsco, Inc.		Retail Motor Fuel Dispenser	7000				IN PROCESS
91-119		Universel Epsco, Inc.		Retail Motor Fuel Dispenser	3000				IN PROCESS
86-031	01/08/87	Wayne Division		Retail Motor Fuel Dispenser	141U-KP 141U/K, 142U/K, 141-1U/K, 142-1U/K, 143-1U/K		999.9 x 0.1 gal		Electro-Mechanical Analog
87-035	09/01/87	Wayne Division		Retail Motor Fuel Dispenser	DS1/375-1L/19		999.999 gal		Supersedes by 87-035A
87-035A	06/16/89	Wayne Division		Retail Motor Fuel Dispenser	DS1/585-1L/19EG Model DS1/375-1L/19G (CC No. 87-035). For use in retail service stations.		999.999 Gallons		Digital Electronic
87-036	09/01/87	Wayne Division		Retail Motor Fuel Dispenser	DS1/387-1L/19		999.999 gal		Digital retail dispenser
87-036A	06/16/89	Wayne Division		Retail Motor Fuel Dispenser	DS1/387-1L/19EG DS1/387/1L/19G (CC No. 87-036). For use in retail service stations.		999.999 Gallons		Digital Electronic
88-262	01/26/89	Wayne Division		Retail Motor Fuel Dispenser	DDX-490-1L Series		99.999 vol units		Superseded by 88-262A1
88-262.A1 Amend 04/18/91		Wayne Division		Retail Motor Fuel Dispenser	DDX-490-L SERIES Capacity: \$999.99 Total Price; 999.999 Volume Units; \$9.999 Unit Price.		see below		Electronic Computing
88-262A1 06 01 89		Wayne Division		Retail Motor Fuel Dispenser	DDX-490-1L-Series		999.999 vol units		Digital Electronic Multi-Pro

LISTING BY DEVICE TYPE

CC No.	Date	Company Name	Other Models	Device Type	Model	Accuracy Class	Capacity	Platform size	Comments
88-262A2	05/05/92	Wayne Division		Retail Motor Fuel Dispenser	DDX-490-1L Series		see below		Digital Electronic Multi-Pro.
					Capacities: \$999.99 Total Price, 99.999 Volume Units, 9.999 Unit Price.				
89-011	10/24/89	Wayne Division		Retail Motor Fuel Dispenser	DD1/590-23/G		999.999 total vol		Electronic Computing
89-036	08/17/89	Wayne Division		Retail Motor Fuel Dispenser	PLX-39-1L Series		99.999 vol units		Digital Electronic Multi-Pro.
89-036 amended	04/18/91	Wayne Division		Retail Motor Fuel Dispenser	DLX-390-1L SERIES		999.999 Gallons		Electronic Computing Multi-Pro
89-036A1	05/05/92	Wayne Division		Retail Motor Fuel Dispenser	DLX-390-1L Series		see below		Digital Electronic Multi-Pro.
					Capacities: \$999.99 Total Price, 99.999 Volume Units, 9.999 Unit Price.				
89-076	10/24/89	Wayne Division		Retail Motor Fuel Dispenser	DL1/395-1L/19G		999.999 Total Vol		Electronic Computing Blending
89-149	01/10/90	Wayne Division		Retail Motor Fuel Dispenser	DLX/35 Series				High Capacity Digital Comput.
89-149 Amended	04/18/91	Wayne Division		Retail Motor Fuel Dispenser	DLX/35X Series				High Capacity Digital Comput
89-150PN	01/12/90	Wayne Division		Retail Motor Fuel Dispenser	DLX/360,DLX/370 Sers		999.999 total vol		Digital Electronic Multi-Pro.
90-004	02/16/90	Wayne Division	V590DX	Retail Motor Fuel Dispenser	V590D Series		999.999 TOTAL VOL		Digital Electronic Computing
90-005	02/16/90	Wayne Division	V387DX	Retail Motor Fuel Dispenser	V38XD Series		999.999 Total Gal		Digital Electronic Computing
90-005.A1	04/18/91	Wayne Division		Retail Motor Fuel Dispenser	V38XD Series		999.999 Total Vol	V38XD Series	Digital Electronic Computing
90-006	02/16/90	Wayne Division	V490DX	Retail Motor Fuel Dispenser	V490D Series		999.999 total vol		Digital Electronic Multi-Pro.

LISTING BY DEVICE TYPE

CC No.	Date	Company Name	Other Models	Device Type	Model	Accuracy Class	Capacity	Platform size	Comments
90-007	02/16/90	Wayne Division	V390DX	Retail Motor Fuel Dispenser	V39XD Series		99.999 Total Vol		Digital Electronic Multi-Pro.
90-007.A1	04/18/91	Wayne Division		Retail Motor Fuel Dispenser	V39XXX Series		see below		Digital Electronic Multi-Pro.
				Capacities: \$999.99 Total Price, 999.999 Total Volume & \$9.999 Total Unit Price.					
90-130	11/02/90	Wayne Division		Retail Motor Fuel Dispenser	DLX-390-1L Series		\$999.99 Total Vol		Digital Electronic Multi-Pro.
91-034	04/18/91	Wayne Division		Retail Motor Fuel Dispenser	V395D Series				Digital Electronic Computing
				Minimum Flow Rate: 0.3 gpm, Maximum Flow Rate: 19.5 gpm.					
91-035	04/18/91	Wayne Division		Retail Motor Fuel Dispenser	V58XXX Series				Digital Electronic Computing
				Minimum Flow Rate: 0.3 gpm, Maximum Flow Rate: 19.5 gpm.					
92-085		Wayne Division		Retail Motor Fuel Dispenser	xxxxxx				IN PROCESS
88-279	01/25/89	William M. Wilson's Sons, Inc.		Retail Motor Fuel Dispenser	Gasboy 8800 Series		see below		Superseded by 88-279A1
				8852, 8853. Capacities: \$999.99 Total Money, 999.999 Total Volume, \$9.999 Total Value					
88-279A1	05/25/89	William M. Wilson's Sons, Inc.		Retail Motor Fuel Dispenser	Gasboy 8800		see below		Electronic Computing
				8852, 8853. Capacities: \$999.99 Total Money, 999.999 Total Volume, 9.999 Total Unit Price					
88-281	01/25/89	William M. Wilson's Sons, Inc.		Retail Motor Fuel Dispenser	Gasboy 8000 Series		999.9 total vl		superseded by 88-281A1
				8052, 8053, 8652, 8653, 8752, 8753					
88-281A1	05/25/89	William M. Wilson's Sons, Inc.		Retail Motor Fuel Dispenser	Gasboy 8000		999.9		
				8052, 8053, 8652, 8653, 8752, 8753					
88-282	01/25/89	William M. Wilson's Sons, Inc.		Retail Motor Fuel Dispenser	Gasboy Submersible		999.9 total vol		Mechanical; Volume Only
				53 RDX, 2150 RDX, 8553 RDX, 8553 RDX TW					
88-283	01/25/89	William M. Wilson's Sons, Inc.		Retail Motor Fuel Dispenser	Gasboy Self-Con Vol		999.9 total vol		Mechanical; Volume Only
				52, 5200, 53, 5300, 8552, 8552TW, 8553, 8553TW					

LISTING BY DEVICE TYPE

CC No.	Date	Company Name	Other Models	Device Type	Model	Accuracy Class	Capacity	Platform size	Comments
88-284	01/25/89	William M. Wilson's Sons, Inc.	150, 85150, 1500 RDX (Dispenser Only)	Retail Motor Fuel Dispenser	Gasboy Sup-Sd Vol		999.9 total vol		Volume Only
89-056	05/25/89	William M. Wilson's Sons, Inc.	9152, 9153	Retail Motor Fuel Dispenser	9100		999.9		Mechanical: Volume Only
89-064	07/05/89	William M. Wilson's Sons, Inc.		Retail Motor Fuel Dispenser	425		5 gal delivery		Gallon Stroke Pump
91-019	01/31/91	William M. Wilson's Sons, Inc.		Retail Motor Fuel Dispenser	9100 Series				RMFD Volume Only
91-021	02/04/91	William M. Wilson's Sons, Inc.		Retail Motor Fuel Dispenser	8000 Series				Mechanical Computing RMFD
91-057	04/05/91	William M. Wilson's Sons, Inc.		Retail Motor Fuel Dispenser	2000 Series				Gasboy Cash Flow Network II
<p><b>Retail Motor Fuel Register</b></p>									
91-095	04/12/91	Bennett Pump Company		Retail Motor Fuel Register	SB 100				
90-115	08/23/90	Gilbarco, Inc.		Retail Motor Fuel Register	Advantage Series		see below		Electronic Computing
91-058	04/05/91	Mobile Computing Corporation		Retail Motor Fuel Register	5400-2				Digital Electronic
91-159	03/16/92	Tech 21		Retail Motor Fuel Register	715500 UDC-T/ UDC II				Solid State Electronic
89-033	05/01/89	Tokheim Corporation		Retail Motor Fuel Register	2020				Digital Electronic
89-034	05/01/89	Tokheim Corporation		Retail Motor Fuel Register	2010				Digital Electronic

For use in applications in which a volume only dispenser is considered suitable. The 9140 Super Speed model is to be used for diesel fuel only.

VeederRoot Registers: VR-10: \$99.99, 999.9 vol, \$9.999/vol. 2002E: \$99.99, 999.9, \$3.999/vol. VR-10 register must be used for applications in which total sales will exceed \$99.99. Models: 8052-, 8053-, 8652-, 8653-, 8740, 8752-, 8753-Suffix. See C for suffixes.

2000S-CFN-DET, 2000S-CFN-PCCII, 2000S-CFN-PCU, 2000S-CFN-SCII, 2000S-CFN-L & 2000S-CFN-CRP.

\$999.00 total price, 999.000 volume units & \$9.999 unit price.

LISTING BY DEVICE TYPE

CC No.	Date	Company Name	Other Models	Device Type	Model	Accuracy Class	Capacity	Platform size	Comments
90-143PN	10/09/90	Veeder-Root		Retail Motor Fuel Register	2003				RMFD Mechanical Computer
				Pre-NTEP CC based on OWM ROT 498 and 523 (issued to 2002E) and Info from manufacturer. 2003 identical to 2002E except left money wheel goes from 0 - 14 instead of 0-9.					
<b><u>Retail Motor Fuel System</u></b>									
89-100	10/12/89	Applied Technology		Retail Motor Fuel System	1200P, 1200W				
88-256	01/25/89	AutoGas Systems, Inc.	AC 2004 E, AC 2003 M	Retail Motor Fuel System	AT 2002 X				Card Reader/Station Controller
90-116	11/02/90	Dover Corporation		Retail Motor Fuel System	111-V Series				Vapor Recovery Nozzle-balance
				OPW 111-V 22, OPW 111-V 24, OPW 111-V 47 & OPW 111-V 49.					
86-024	09/25/86	Gilbarco, Inc.		Retail Motor Fuel System	Modular Electronics				IN PROCESS
92-006		TechLink Control Sys., Inc.		Retail Motor Fuel System	1100				
88-285	01/25/89	William M. Wilson's Sons, Inc.		Retail Motor Fuel System	System 2000S				Magnetic or Optical Reader
				System Model 2000S: Card readers are CTR-4, CTR-8, CTR-12 and CTR-16 which interface with logic control unit models CTC-4, CTC-8, CTC-12, and CTC-16.					
<b><u>Service Station Consoles/ECR</u></b>									
87-020	05/22/87	Bennett Pump Company		Service Station Consoles/ECR	M 430				Superseded by 87-020A2
87-020A	04/19/89	Bennett Pump Company	A 430-1	Service Station Consoles/ECR	Access 430				Superseded by 87-020A2
87-020A2	08/21/89	Bennett Pump Company	MI 320, MI 350	Service Station Consoles/ECR	ECR-430 ECR A 430-1				Cash Register/Controller
88-083	05/26/88	Bennett Pump Company		Service Station Consoles/ECR	100		24 dispensers		Electronic Service Station POS



LISTING BY DEVICE TYPE

CC No.	Date	Company Name	Other Models	Device Type	Model	Accuracy Class	Capacity	Platform size	Comments
88-303	04/19/89	Bennett Pump Company	A 410-1, A 410-2	Service Station Consoles/ECR	A 410-1 and A 410-2				Superseded by 88-303A1
88-303A1	08/21/89	Bennett Pump Company	A 410-1, A 410-2, MI 320, MI 350	Service Station Consoles/ECR	A 410-X*		999.99 vol		Digital Electronic
89-072	10/02/89	Bennett Pump Company		Service Station Consoles/ECR	OMNI-LOT		up to 24 dispens.		Digital
90-036FN	03/13/90	Bennett Pump Company	814M, 816M, 818M	Service Station Consoles/ECR	81 Series				Digital
90-162	01/31/91	Bennett Pump Company		Service Station Consoles/ECR	M405-8E & M405-16E		999.99 total vol	9,999.999 total \$	RMFD Console
87-025	01/25/89	CANMAX Retail Systems, Inc.		Service Station Consoles/ECR	FULL SERVE				Cash Register Service
92-041	03/26/92	CASIO, INC.		Service Station Consoles/ECR	CE-4600				Stand Alone
92-048		CASIO, INC.		Service Station Consoles/ECR	TK-2600				IN PROCESS
89-069	08/01/89	ESCO Manufacturing, Inc.		Service Station Consoles/ECR	TLC-10XX		799.999 gal		Electronic
92-077		GasBoy (See Winslow under The A.H. Emory Co.)		Service Station Consoles/ECR	SST-8 and SST-16				IN PROCESS
86-018	09/02/86	Gilbarco, Inc.	Optional model PA0203XXXX	Service Station Consoles/ECR	PA0188XXXX (T-12 C)				Digital Electronic
86-018A	03/11/87	Gilbarco, Inc.		Service Station Consoles/ECR	PA0203XXXX (T-12 G)				Digital Electronic
86-019A	12 16 87	Gilbarco, Inc.		Service Station Consoles/ECR	PA0180XXXXXXXX				Cash register/console

LISTING BY DEVICE TYPE

CC No.	Date	Company Name	Other Models	Device Type	Model	Accuracy Class	n	Capacity	Platform size	Comments
87-002	02/04/87	Gilbarco, Inc.		Service Station Consoles/ECR	T-15 PA0189, PA0190					Digital Controller
88-003A3	06/16/89	Gilbarco, Inc.	PA024NC10	Service Station Consoles/ECR	PA024TC10			40 gal/min		
89-068	10/12/89	Gilbarco, Inc.		Service Station Consoles/ECR	TS-1000			999.999		Superseded by 89-068A1
89-068A1	02/12/90	Gilbarco, Inc.		Service Station Consoles/ECR	PA024000000000					Electronic
89-070	08/02/89	Gilbarco, Inc.		Service Station Consoles/ECR	PA0250XXXXXXX			799.999 gal		Electronic
87-005	03/24/87	Griffin Tech. Inc.		Service Station Consoles/ECR	RDT-4400					Electronic Cash Register
91-069		Mobile Computing Corporation		Service Station Consoles/ECR	5400-X					IN PROCESS
87-032	07/10/87	NCR Corporation		Service Station Consoles/ECR	2522					Service Station Console
88-257	02/10/89	NCR Corporation		Service Station Consoles/ECR	2126-1400					Electronic
89-092	10/12/89	NCR Corporation		Service Station Consoles/ECR	2113-3XXX					Digital Electronic
92-088		NCR Corporation		Service Station Consoles/ECR	7052					IN PROCESS
92-010	04/08/92	Omron Systems of America		Service Station Consoles/ECR	RS4541					Stand Alone
92-011		Omron Systems of America		Service Station Consoles/ECR	RS5000					IN PROCESS
90-067	04/18/90	Schlumberger Technologies, Inc.		Service Station Consoles/ECR	MMX 3000					Point-of-Sale Terminal

LISTING BY DEVICE TYPE

CC No.	Date	Company Name	Other Models	Device Type	Model	Accuracy Class	Capacity	Platform size	Comments
90-067A1	03/31/92	Schlumberger Technologies, Inc.		Service Station Consoles/ECR	MMX 3000				Digital Electronic
			Generic Name: Micro-Max 3000						
92-070	05/06/92	Sharp Electronics Corporation		Service Station Consoles/ECR	ER-3250				
			ER-3110 (The Model ER-3110 is identical to the ER-3250 but utilizes a flat keyboard).						
92-071	05/06/92	Sharp Electronics Corporation		Service Station Consoles/ECR	ER-2595				
88-085	04/29/88	Southwest Pump Company		Service Station Consoles/ECR	ECS Series				Digital Service Station Con.
			ECS-1-800, -1A-800, -1-1200, -1A-1200, -1-1600, -1A-1600, -1-2000, -1A-2000, -1-2400, -1A-2400						
90-013	02/14/90	Southwest Pump Company		Service Station Consoles/ECR	M268 REG., M268 BASE				Digital Electronic
89-160	12/20/89	Sun Electric Corporation		Service Station Consoles/ECR	SR, SP, SS				Digital Electronic
			SR-896-1, SP-894, SS-895-1, SS-895, SS-890, SS-960						
89-160 Amended	05/04/90	Sun Electric Corporation		Service Station Consoles/ECR	see below				Digital Electronic
			System consists of these models: SR-896-1 Island Card Reader (ICR), SP-894 Island Receipt Printer (IRP), SS-895-1 Dual Stand (Island Pedestal), SS-895 Single Stand (Island Pedestal), SM-890 Electronic Cash Register & SM-960. Electric Cash Register (ECR)						
89-160 Amended	05/04/90	Sun Electric Corporation		Service Station Consoles/ECR	SR-896-1				Digital Electronic
			SR-894 Island Receipt Printer (IRP), SS895-1 Dual Stand SS-895 Single Stand, SM-890 Electronic Cash Register, SM-960 Electric Cash Register (ECR).						
91-142	04/10/91	TEC America, Inc.		Service Station Consoles/ECR	IMA 1700				Stand Alone
86-032	10/12/89	Tokheim Corporation		Service Station Consoles/ECR	184, MEMS IV				Superseded by 86-032A1
			Option: Model 190 printer						
86-032A1	10/24/89	Tokheim Corporation		Service Station Consoles/ECR	184 Series (MEMS IV)		999.99 vol units		Digital Electronic
			184-X = - Standard Cash Console: 184M-X = - Master Console (when a satellite is used): 184S-X = Satellite Console (when a master is used) where X is the number of fueling sites						
87-079	11/05/87	Tokheim Corporation		Service Station Consoles/ECR	185 Series (MEMS V)				Superseded by 87-079A1

LISTING BY DEVICE TYPE

CC No.	Date	Company Name	Other Models	Device Type	Model	Accuracy Class	n	Capacity	Platform size	Comments
87-079A1	10/24/89	Tokheim Corporation		Service Station Consoles/ECR	165 Series (MEMS V)					Digital Electronic
			185-X, 185M-X, 185S-X							
88-277	01/11/89	Tokheim Corporation		Service Station Consoles/ECR	ROC Series					Superseded by 88-277A1
			382, 385, 387							
88-277A1	02/09/90	Tokheim Corporation		Service Station Consoles/ECR	ROC Series					
			390, 385, 387, 389							
87-124	08/17/89	Toledo Scale Corporation		Service Station Consoles/ECR	262		III			Digital Electronic
90-163	03/07/91	Triangle Microsystems, Inc.		Service Station Consoles/ECR	MPC-8 & MPC-16			see below		Digital Electronic
			Capacities: \$9,999.99 (total money), 999,999 (total gallons).							
88-161	07/25/88	Tuthill Corporation		Service Station Consoles/ECR	500 Series			9999.99 gal		Service Station Controller
			520 or 527-SP, 521 or 528-SP, 540 or 547-SP, 541 or 548-SP, 580 or 587-SP, 581 or 588-SP							
88-263	11/01/88	Wayne Division		Service Station Consoles/ECR	WP/CT					Superseded by 88-263A1
88-263A1	03/13/90	Wayne Division		Service Station Consoles/ECR	WP/CT					Generic Names Wayne "Plus2 & 3
86-005	05/06/86	William M. Wilson's Sons, Inc.		Service Station Consoles/ECR	2000S-CFN-SC					Digital Electronic
91-020	02/06/91	William M. Wilson's Sons, Inc.		Service Station Consoles/ECR	8800 Series			\$999.99 total \$		Elec. Comp. RMFD
			Models: 8852-, 8853-, 8840-Suffix, See CC for suffixes. Standard, Super, & Highspeed, Model 8840 for use with diesel only.					\$9,999/vol		999,999 total vol
<b>Software</b>										
91-050		CANMAX Retail Systems, Inc.		Software	C-Serve					IN PROCESS
92-053	04/06/92	JWS CORPORATION		Software	Aggregate System					IBM Comp. Ticket Software

LISTING BY DEVICE TYPE

CC No.	Date	Company Name	Other Models	Device Type	Model	Accuracy Class	Capacity	Platform size	Comments
92-033		Retail Automation, Inc.		Software	Starpoint				IN PROCESS
<b><u>Taximeter</u></b>									
91-168	12/12/91	Argo Instruments, Inc.		Taximeter	1144				Digital Electronic
							Flag Drop: \$0.01-\$655.35; Fare Increment: \$0.01-\$655.35; Extras: \$0.01-\$99.99		
86-029	11/12/86	Centrodyn Corporation of America		Taximeter	630		\$999.99		
87-010	04/20/87	Metrometer, Inc.		Taximeter	21R				Single or Multi-rate Taximeter
87-011	04/20/87	Metrometer, Inc.		Taximeter	22NP				Single or Multi-rate Taximeter
88-176	08/30/88	Metrometer, Inc.		Taximeter	CCM21R				Dig. Elec. Credit Card Meter
90-077	09/11/90	Pulsar Technology Systems, Inc.		Taximeter	100				Mileage Odometer
90-133	08/31/90	Pulsar Technology Systems, Inc.		Taximeter	2010				Digital Electronic Taximeter
							See "Other Model"		
							Flag Drop: \$0.01 - \$999.99, Fare Incr.: \$0.01 - \$999.99, Extras : \$0.02 - \$9.99, Earlier version of 2010 is larger--See CC, Shall be installed using Arthur Allen 4 pulse per revolution pulse transducer (NOT 2 pulse per revolution). See CC for important notes on proper sealing.		
91-140	03/16/92	Pulsar Technology Systems, Inc.		Taximeter	2010R				
88-177	02/15/89	Rudda Meter Inc.		Taximeter	RM 1500		\$999.99		Digital Electronic
86-003	06/13/86	Schmidt Electronic Laboratories		Taximeter	G2S		\$999.99		Digital Electronic
							99999		
<b><u>Vehicle Scale</u></b>									
91-003	01/08/91	Absco Scale Co.	CLC: 80,000 lb	Vehicle Scale	5752	III	200,000 x 20 lb	60" x 10"	Load Cell Electronic

LISTING BY DEVICE TYPE

CC No.	Date	Company Name	Other Models	Device Type	Model	Accuracy Class	n	Capacity	Platform size	Comments
91-003A1	04/17/92	Absco Scale Co.		Vehicle Scale	5752 Series	III L	10,000	100k - 270k lb	30x10" - 90x10"	Load Cell Electronic
91-003P	01/08/91	Absco Scale Co.		Vehicle Scale	5752					
91-161		Agri-Electronic Systems, Inc.		Vehicle Scale	AES1000 Series					IN PROCESS
88-247P	09/22/88	Airway Scale and Mfg Co., Inc.		Vehicle Scale	AW 60T 1070-PE AW 45T 1035-PE, AW 50T 1040-PE, AW 60T 1060-PE, AW 60T 1065-PE, AW 60T 1080-PE, AW 60T 1090-PE, AW 60T 1095-PE, AW 60T 1100-PE, AW 60T 10105-PE	III L	6,000	120,000 x 20 lb	10' x 70'	Load Cell Weighing Element Capacities
88-224	03/27/90	Cardinal/Detecto Scale Mfg. Co.		Vehicle Scale	PRC-I Series	III L	10,000	20,000 lb	70' x 10'	Electronic Load Cell
90-045	06/14/90	Cardinal/Detecto Scale Mfg. Co.		Vehicle Scale	LP Series Models: 3025-LP, 3030-LP, 6035-LP, 6040-LP, 6050-LP, 6060-LP & 6070-LP.	III L	6000	30 & 60 Ton	25'-70' x 10'	Mechanical Lever System
91-041PN	06/11/91	Cardinal/Detecto Scale Mfg. Co.		Vehicle Scale	RSC & RSCA Series 7250RSC, 6660RSC, 6070RSC, 6060RSC, 7250RSCA, 6650RSCA, 6060RSCA & 6050RSCA.	III L	10,000	85 - 200	60-72 X 10	Electronic Load Cell
88-012PN	03/01/88	Cardinal/Detecto Scale Mfg. Co.		Vehicle Scale	SR and SRL Series 1018 SR: 1522 SR: 2024 SR: 3024 SR: 3034 SR: 30343 SR: 40403 SR: 5045 SR: 5070 SR: 5060 SR: 501207 SR: 6045 SR: 6050 SR: 6060 SR: 6070 SR: 7550 SR: 7560 SR: 75705 SR: 8060 SR: 8070 SR: 10060 SR: 100100 SR: 15070 SR. Capacity range 10-150 tons	III/III L		10-150 TONS	18'x 9'-100'x 10'	Mech. Lever Weighing Element
88-013PN	03/01/88	Cardinal/Detecto Scale Mfg. Co.		Vehicle Scale	ASR and ASRL 206-ASR: 208-ASR: 2010-ASR: 308-ASR: 3010-ASR: 3012-ASR	III/III L		30 Tons	12' x 10'	Mechanical axle load scales
88-061PN	10/11/88	Cardinal/Detecto Scale Mfg. Co.		Vehicle Scale	PRC and SRC Series Modified Model Numbers XXXYY-PRC-H and XXXYY-SRC-I	III L		60 'to 180' x 10'		Digital Electronic
88-135PN	06/17/88	Cardinal/Detecto Scale Mfg. Co.		Vehicle Scale	PR and PRL Series 2020PR, 2030PR, 2530PR, 3030PR, 3540PR, 3550PR, 2020-40PR, 2020-50PR, 2525-50PR, 3030-50PR, 3535-50PR, 2525-60PR, 3030-60PR, 3535-60PR, 2525-65PR, 3030-65PR, 3535-65PR, 2525-80PR, 3030-80PR, 3535-80PR, 2525-100PR, 3030-100PR, 3535-100PR	III L				Portable Mech. Vehicle Scale

LISTING BY DEVICE TYPE

CC No.	Date	Company Name	Other Models	Device Type	Model	Accuracy Class	n	Capacity	Platform size	Comments
88-136PN	06/17/88	Cardinal/Detecto Scale Mfr. Co.	Vehicle Scale	Vehicle Scale	PSR and PSRL Series 2020 PSR, 3020 PSR, 3030 PSR, 4035 PSR, 5035 PSR, 2020-40PSR, 2020-50PSR, 2525-50PSR, 3030-50PSR, 3535-50PSR, 2525-60PSR, 3030-60PSR, 3535-60PSR, 2525-65PSR, 3030-65PSR, 3535-65PSR, 2525-80PSR, 3030-80PSR, 3535-80PSR, 2525-100PSR, 3030-100PSR, 3535-100PSR	III L	10,000	20-100 ton	70' x 10'	Portable Mech. Vehicle Scale
88-224P	10/11/88	Cardinal/Detecto Scale Mfr. Co.	Vehicle Scale	Vehicle Scale	PRC-I Series Range of capacities from 100,000 to 270,000 lb. Range of platform area from 350' x 350' to 1050' x 1050' (10 to 12 foot widths).	III L	10,000	200,000 lb	70' x 10'	Superseded by 88-224
88-024	08/08/91	CMI Weighing Equipment	Vehicle Scale	Vehicle Scale	2PS11010	III L				
88-024.A1	08/08/91	CMI Weighing Equipment	Vehicle Scale	Vehicle Scale	2PS11010 2PS1510;2PS1610; 2PS2010; 2PS2410; 2PS3010; 2PS3510; 2PS4010; 2PS4610; 2PS6010; 2PS7010;2PS8010; 2PS9010; 2PS9310; 2PS11010; 2PS1610; 2PS12010; 2PS13010 & 2PS14010	III L	10,000	200,000 x 20 lb	110" x10"; 6 secs	Load Cell Electronic
88-024P	09/09/88	CMI Weighing Equipment	Vehicle Scale	Vehicle Scale	2PS11010 2FT11010, 2PS3510 2FT3510, 2PS4010 2FT4010, 2PS4610 2FT4610, 2PS6010 2FT6010, 2PS7010 2FT7010, 2PS8010 2FT8010, 2PS9010 2FT9010, 2PS9310, 2PS10010 2FT10010, 2PS11610 2FT11610, 2PS12010 2FT12010, 2PS13010 2FT13010, 2PS14010 2FT14010; Capacity range 60 to 100 tons	III L	10,000	200,000 x 20 lb	100' x 10'	Vehicle Scale Weighing Element
88-169	09/09/88	CMI Weighing Equipment	Vehicle Scale	Vehicle Scale	2C-XXXX Series 2C-4010, -4610, -6010, -7010, -8010, -9010. Capacities (tons): 60 and 100	III L	10,000	100 ton	60' x 10'	Weighing Element
88-063P	06/28/88	Durline Scales and Mfg., Inc.	Vehicle Scale	Vehicle Scale	EFT Series EFTX-35603, -40603, -651004, -701004, -801004, -901004	III L	6,000	200,000 x 20 lb	65' x 10'	Load Cell Electronic
88-152	05/01/89	Fairbanks Scales	Vehicle Scale	Vehicle Scale	12-87XX Series 12-8724-S, -8724-C, -8726-S, -8726-C, -8727-S, -8727-C, -8728-S, -8728-C, -8729-S, -8729-C	III L	10000	120k & 200 k lb		Load Cell Electronic
88-154PN	06/17/88	Fairbanks Scales	Vehicle Scale	Vehicle Scale	11-3000 Series 11-3116, -3141, -3153A, -3157, -3158, -3381, -3382, -3344, -3446, -3484, -3352, -3354, -3356, -3394, -3482, -3485	III L		15 - 80 tons	22' x 9' - 80' x 10'	Mechanical Lever Vehicle Scale
88-158		Fairbanks Scales	Vehicle Scale	Vehicle Scale	11-4300 Series 11-4300, -4301, -4302, -4303, -4311, -4306, -4304, -4307, -4308, -4305, & 4309.	III L		30-75 ton	10' x 10"	IN PROCESS
88-158PN	06/17/88	Fairbanks Scales	Vehicle Scale	Vehicle Scale	11-4300 Series 11-4300, -4301, -4302, -4303, -4311, -4306, -4304, -4307, -4308, -4305, -4309	III L		30-75 ton	10' x 10'	Mechanical Levertronic





LISTING BY DEVICE TYPE

CC No.	Date	Company Name	Other Models	Device Type	Model	Accuracy Class	Capacity	Platform size	Comments
88-237	09/26/90	J&S Scale Company	Vehicle Scale	Vehicle Scale	MP Series MP121030C200: 60,000 lb, MP121230C200: 60,000 lb, MP201030C200: 60,000, MP201230C200: 60,000, MP241030C200: 60,000, MP241230C200: 60,000, MP301030C200: 60,000, MP301230C200: 60,000, MP301040C300: 80,000, MP301240C300: 80,000, MP340140C300: 80,000, MP341240C300: 80,000, MP401040C300: 80,000, MP401240C300: 80,000	III L 4,000	60,000 lb	25' x 10'	Vehicle Scale
88-238	09/26/90	J&S Scale Company	Vehicle Scale	Vehicle Scale	MP SERIES CLC: 60,000 lb 4 sections; see certificate for other models.	III L 8000	120,000 x 20 lb	70' x 10'	Pipe Lever Sys. w/1 load cell
91-004	02/06/91	J&S Scale Company	Vehicle Scale	Vehicle Scale	LP Series Capacity Range: 30,000 to 150,000 lb. Platform Size Range: 18' x 10' to 100' x 12'. CLC Range: 25,000 lb to 65,000 lb. Concrete or Steel deck, 2 to 4 sections. See CC for details.	III L 6,000	See CC	See CC	Load Cell Elec. Vehicle Scl WE
91-006	02/06/91	J&S Scale Company	Vehicle Scale	Vehicle Scale	FT Series Range of Capacities: 10,000 lb to 24,000 lb. Range of Platform Sizes: 8' x 8' to 22' x 10'. Range of CLC's: 4,000 lb to 9,000 lb, 2 sections. See CC for specific model information.	III L 2,000	See CC	See CC	Load Cell Elec. Vehicle Scl WE
90-051	04/25/90	M&R Brand Scale	Vehicle Scale	Vehicle Scale	100 Series 1005010-50, 1006010-60, 1007010-60, 1008010-60, 1004012-50, 1005012-50, 1006012-60, 1007012-60, 1008012-60, 1003014-30, 1004014-50, 1005014-50, 1006014-60, 1007014-60, 1008014-60	III L 6,000	120,000 x 20 lb	70' x 12'	Lever System
91-123		Mantle Industries Inc.	Vehicle Scale	Vehicle Scale	C and SPE Series	III L 10,000	200,000	120x 10"	IN PROCESS
91-058.A1	09/30/91	Mobile Computing Corporation	Vehicle Scale	Vehicle Scale	5400-3				Digital Electronic
91-105A1	04/17/92	Pacific Scale Co., Inc.	Vehicle Scale	Vehicle Scale	P Series CLC: 40,000 lb	III L 10,000	200,000 x 20 lb	100 x 10	Digital Electronic
88-090	06/28/88	Perkins Scale Corporation	Vehicle Scale	Vehicle Scale	7060	III L 6,000	120,000 x 20 lb	70'x 10'	Mechanical Lever System
88-213PN	11/14/89	Powell All-Steel Scales	Vehicle Scale	Vehicle Scale	P Series See Certificate for models, capacities and platforms	III L			Mechanical Pit Type
88-214PN	11/09/89	Powell All-Steel Scales	Vehicle Scale	Vehicle Scale	A and PA Series 28PA10, 38PA10, 210PA10, 310PA10, 18PA10, 28PA10, 210PA10, 38PA10, 310PA10, 28A10, 210A10, 38A10, 310A10	III L			Portable & Stationary Mechanic

LISTING BY DEVICE TYPE

CC No.	Date	Company Name	Other Models	Device Type	Model	Accuracy Class	Capacity	Platform size	Comments
88-215PN	11/21/89	Powell All-Steel Scales	Vehicle Scale	C Series	III L				Mechanical Portable Contractor
			See Certificate for models, capacities and platforms						
88-216PN	11/21/89	Powell All-Steel Scales	Vehicle Scale	PV Series	III L				Portable Mechanical
			1535C12, 1535C14, 1540C12, 1540C14, 1570C12, 1570C14, 1580C14						
88-218PN	11/09/89	Powell All-Steel Scales	Vehicle Scale	RRS Series	III L				Mechanical Lever System
			1560RR10, 1570RR10, 2070RR10, 2084RR10, 2090RR10						
88-219PN	11/21/89	Powell All-Steel Scales	Vehicle Scale	660EL10-C	III L	6000	120,000 x 20 lb	60' x 10'	Load Cell - Low Profile
89-134P	11/09/89	Powell All-Steel Scales	Vehicle Scale	EP and ET Series	III L	6,000	120,000 lb	60' x 10'	Supersedes 84-85 dated 4/21/86
88-290.A1	11/02/90	RSB Engineers/Planners, Inc.	Vehicle Scale	SP 1000 Series	III L	10,000	200,000 lb		Load Cell Electronic
			SP 1011, SP 1012, SP 1013, SP 1014, SP 1015, SP 1016, SP 1017, SP 1003, SP 1004, SP 1005, SP 1006, SP 1007 & SP 1008.						
91-013	03/12/92	Scales Unlimited Inc.	Vehicle Scale	AGES Series	III L	6000	72,000 lb	12.5"-40 x 10"	Load Cell Electronic
			CLC: 48,000 lb, 2 sections						
92-017		Scales Unlimited Inc.	Vehicle Scale	AGES 10010					IN PROCESS
92-039	03/25/92	Sooner Scale, Inc.	Vehicle Scale	701030-6	III L	6000	120K x 20 lb	70" x 10"	Load Cell Electronic
			CLC: 60,000						
88-265P	10/28/88	Southwestern Scale Co., Inc.	Vehicle Scale	LPC and LPS Series	III L	60000	30 tons	70' x 10'	Digital Electronic
			The model designation consists of the platform length and the scale capacity in tons followed by the series designation. Example: 3530-LPS where the scale is 35 feet long with a 30 ton capacity. Optional capacities: 60,000 lb, 100,000 lb, and 150,000 lb. Optional platform sizes: 35' x 10', 60' x 10', and 80' x 10'						
88-273	08/21/90	Southwestern Scale Co., Inc.	Vehicle Scale	6070-PV	III L		120k x 20 lb	70" x 10"	Portable Mechanical
			concentrated load capacity: 45,000 lb						
88-273P	03/01/89	Southwestern Scale Co., Inc.	Vehicle Scale	6070-PV	III L		120,000x 20 lb	70 x 10'	Portable Electromechanical

LISTING BY DEVICE TYPE

CC No.	Date	Company Name	Other Models	Device Type	Model	Accuracy Class	n	Capacity	Platform size	Comments
88-290	05/01/89	SP Systems, Incorporated		Vehicle Scale	SP 1000 Series SP 1011, -1012, -1013, -1014, -1015, -1016, -1017, -1003, -1004, -1005, -1006, -1007, -1008	III L	10000	200,000 lb	see certificate	Load Cell Electronic
90-101	09/17/90	Syracuse Scale Co, Inc.	CLC: 80,000 lb	Vehicle Scale	ALVS-6080	III L	8,000	160k x 20 lb	60" x 10" 3 sect.	Load Cell Electronic
88-143PN	06/17/88	The A. H. Emery Company		Vehicle Scale	Econoweigh 22 Series 22-2020, -2520, -2525, -3025, -3030, -4030, -4035, -5035	III L		20 - 50 tons	20' - 35' x 10'	Mechanical Vehicle Scale
88-144PN	07/17/88	The A. H. Emery Company		Vehicle Scale	Econoweigh 24 Series 24-5050, -5060, -6050, -6060, -6070, -8060, -8070	III L		50-80 ton	50' - 70' x 10'	Mechanical Vehicle Scale
88-145PN	07/17/88	The A. H. Emery Company		Vehicle Scale	Portaweigh 34 Series 34-4040, -5040, -5050, -5060, -6050, -6060, -6070, -8060, -8070, -10060, -10070	III L		40-100 ton	40' - 70' x 10'	Portable Mech. Vehicle Scale
88-146PN	07/17/88	The A. H. Emery Company		Vehicle Scale	Roadweigh 12 Series 12-208, -2010, -308, -3010, -3012, -2524, -2534, -3024, -3034, -5034	III L		20 - 50 tons	8' - 34' x 10'	Mechanical Vehicle Scale
88-147PN	07/17/88	The A. H. Emery Company		Vehicle Scale	Roadweigh 14 Series 14-5045, -5050, -5060, -5070, -6050, -6060, -6070, -8060, -8070, -10060, -10070	III L		50-100 ton	45' - 70' x 10'	Mechanical Vehicle Scale
88-148PN	07/17/88	The A. H. Emery Company		Vehicle Scale	Portaweigh 32 Series 32-208, -2010, -308, -3010, -3012, -2520, -3020, -3025, -3030, -4025, -4030, -4035, -5035, -6035	III L		20-60 tons	8' - 35' x 10'	Portable Mechanical V.S.
87-080P	11/30/87	Thurman Scale Company		Vehicle Scale	8530	III L	6,000	120k x 20 lb	70' x 10'	Load Cell Electronic
88-036	04/08/88	Thurman Scale Company		Vehicle Scale	8130 SAM Optional Capacities: 120,000 x 20 lb - Gross (35 ton sec.), 200,000 x 20 lb - Gross (45 & 60 ton sec.). Optional Sizes: 40' x 10', 50' x 10', 60' x 10', 70' x 10', 80' x 10', 100' x 10'. Optional Model: 8140 Steel pitless with side rails.	III L	10,000	200k x 20 lb	70' x 10'	Mechanical Pipe Lever
88-037	03/01/89	Thurman Scale Company		Vehicle Scale	8120 Optional Model: 8110 (concrete deck). Optional Capacities: 100,000 x 20 lb, 45 ton sections: 120,000 x 20 lb, 35 and 60 ton sections: 200,000 x 20 lb, 45 and 60 ton sections. Optional Sizes: 30' x 10', 35' x 10', 40' x 10', 50' x 10', 60' x 10', 70' x 10', 80' x 10', 50' x 12', 60' x 12', 70' x 12'	III L	10,000	200k x 20 lb	60' x 10'	Mechanical Pipe-Lever System

LISTING BY DEVICE TYPE

CC No.	Date	Company Name	Other Models	Device Type	Model	Accuracy Class	n	Capacity	Platform size	Comments
88-037A.1		Thurman Scale Company		Vehicle Scale	8120					
89-016P	11/08/89	Thurman Scale Company	CLC: 90,000 lb. Capacities (lb): 120,000 and 200,000	Vehicle Scale	8560	III L	10,000	200,000 x 20 lb	70'x10' (4)sec.	Load Cell Electronic
90-109P	08/07/90	Thurman Scale Company	CLC: 90,000 lb	Vehicle Scale	8550	III L	10,000	200,000 x 20 lb	70" x 10"	Digital Electronic
87-116P	08/17/89	Toledo Scale Corporation		Vehicle Scale	7551	III/III L	6000	120000 x 20 lb	70'x10' 2 section	
88-045	02/28/91	Toledo Scale Corporation		Vehicle Scale	Truckmate MV 1051	III L	10,000	100,000 x 20 lb	100' x 10'	Electronic Weighing Element
88-047	02/28/91	Toledo Scale Corporation		Vehicle Scale	7530	III L	10,000	200K x 20 lb	70' x 10'	Electronic Weighing Element
										Other platform sizes: 12' x 10' to 70' x 10'. Other capacities: 60,000 to 200,000 lb. Other model: Model 7520 (steel deck). Other section capacity: 30 tons to 55 tons.
88-048	02/27/91	Toledo Scale Corporation		Vehicle Scale	7540	III L	6000	60-162k lb x 20lb	see below	Load Cell Electronic
										Platform sizes: 35" x 10 - 70" x 10" ; 4 sections
88-243A1	12/18/91	Toledo Scale Corporation		Vehicle Scale	7560	III L	10,000	60 - 100 t	117' max.	Load Cell Electronic
88-243P	01/25/89	Toledo Scale Corporation		Vehicle Scale	7560	III L	10,000	60, 100 Tons		Load Cell Electronic
										The model designation is identified by 7560 XX YYYY where the XX represents "CD" for concrete deck or "SD" for steel deck and the YYYY represents the platform length and width. Range of platform lengths 35' to 115'
90-046	02/27/91	Toledo Scale Corporation		Vehicle Scale	7541	III L	10,000	200,000 lb	40x10" to 100x10"	Load Cell Electronic
										CLC=60,000lb
90-046P	06/14/90	Toledo Scale Corporation		Vehicle Scale	7541	III L	10,000	20,000 lb	40x10" - 100x10"	
92-036	04/16/92	Toledo Scale Corporation		Vehicle Scale	7565	III L	10,000	120k - 270k lb	see certificate	Electronic Weighing Element
										CLC: 100000 & 120000 lb

LISTING BY DEVICE TYPE

CC No.	Date	Company Name	Other Models	Device Type	Model	Accuracy Class	n	Capacity	Platform size	Comments
88-045P	06/02/88	Toledo Scale Corporation		Vehicle Scale	Truckmate MV 1051	III L	10,000	200,000 x 20 lb	100' x 10'	Electronic Weighing Element
			Range of capacities from 60,000 to 200,000 lb. Range of platform sizes from 15' x 10' to 150' x 10'							
88-047P	07/17/88	Toledo Scale Corporation		Vehicle Scale	7530	III L	10,000	200 k x 20 lb	70' x 10'	Electronic Weighing Element
			Other platform sizes: 12' x 10' to 70' x 10'. Other capacities: 60,000 lb to 200,000 lb. Other model: Model 7520 (steel deck). Other section capacity: 30 tons to 55 tons							
88-048P	07/17/88	Toledo Scale Corporation		Vehicle Scale	7540	III L	6,000	120,000 x 20 lb	70' x 10'	Electronic V.S. Weigh Element
			Range of capacities from 60,000 to 162,000 lb. Range of platform sizes from 35' x 10' to 70' x 10'. Maximum distance between sections 23'4". Other section capacity: 35 tons, 45 tons							
89-164	04/25/90	UHL Scale Service, Inc.		Vehicle Scale	3512, 2412, 2410	III L	6,000	30,000 lb	24'x10'-35'x12'	Load Cell Electronic
91-029	02/19/91	UHL Scale Service, Inc.		Vehicle Scale	40,60,70 & 80 Series	III L	6000	60k - 120 lb	see below	Weighing Element
			Series 40 - 4014, 4012 & 4010. Series 60 - 6014, 6012 & 6010. Series 70 - 7014, 7012 & 7010. Series 80 - 8012. Platform size(s): 40x10-14, 60x10-14, 70x10-14, 80x12.							
91-029A1		UHL Scale Service, Inc.		Vehicle Scale	70 Series					IN PROCESS
87-013P	06/17/87	Unibridge Scale Systems		Vehicle Scale	UBSR 1301040	III L	10,000	200,000 x 20 lb	130' x 10' 5 sect	Electronic Load Cell
88-242P	03/29/89	Unibridge Scale Systems		Vehicle Scale	UBUSR701045	III L	8,000	160,000 x 20 lb	70' x 10'	Pipe Lever
92-045		Unibridge Scale Systems		Vehicle Scale	UBSH121022					IN PROCESS
88-030P	04/07/88	Unibridge Scale Systems		Vehicle Scale	UBSRH701040	III L	10,000	200k x 20 lb	70' x 10'	Electronic Weighing Element
			UBXXH(R)YY40(CC) where XX may be PC, S, or C and where YY denotes length of scale and (R) and (CC) are options.							
88-300P	01/11/90	Webster Scale, Inc.		Vehicle Scale	MT, MTD Series	III L	7,500	80,000-200,000 lb	30x12' to 140x12'	Electromechanical
			MT 30402-12, MT 34403-12, MT 40403-10, MT 40403-12, MTD 40403-10, MT 60404-10, MT 60404-12, MTD 60404-10, MT 70404-10, MT 70405-10, MT 70405-12, MT 80405-10, MT 80405-12, MTD 80405-10, MT 80405-12, MTD 80405-10, MT 100407-10, MT 100407-12, MTD 100406-12, MTD 100406-10, MT 120407-10, MT 120407-12, MT 140408-10, MT 140408-12							



LISTING BY DEVICE TYPE

CC No.	Date	Company Name	Other Models	Device Type	Model	Accuracy Class	Capacity	Platform size	Comments
88-080P	05/03/88	Weigh-Tronix, Inc.		Vehicle Scale	FMTS 6010-60T FMTS 4010-60T, -7010-60T, -8010-60T, -4012-60T, -6012-60T, -7012-60T	III L 6,000	120,000 lb	60' x 10'	Load Cell Electronic
89-135PN	11/02/89	Weldtec Scales		Vehicle Scale	50-60T	III L 6,000	120,000 lb	50' x 10'	
89-014 PA1	04/24/91	Winslow Scale Company		Vehicle Scale	94-80709 93-6040, 94-10050, 94-10060, 94-10070, 95-10080, 98-100100, 93-6040-12, 94-8060, 94-8080-12, 94-10060-12, 94-10070-12, 94-10080-12, 94-10080-12, 94-10080-12, CLC (lb) - 48,000 & 58,000	III L 8,000	160k x 20 lb	70' x 20'	Digital Electronic
89-014P	04/04/89	Winslow Scale Company		Vehicle Scale	94-8070	IIIL 8,000	160,000 lb	70' x 10'	Digital Weighing Element
89-085P	04/24/91	Winslow Scale Company		Vehicle Scale	84-8070 CLC 48,000 lb	III L 8000	160k x 20 lb	70' x 10'	Digital Electronic
92-086		Winslow Scale Company		Vehicle Scale	42, 43 & 44 Series				IN PROCESS
<b>Vehicle Tank &amp; LPG Meter</b>									
85-065A	06/03/88	Accurate Metering Systems, Inc.		Vehicle Tank & LPG Meter	Diessel RZ 2A		99999.9 gal		Vehicle Tank Meter for Milk
91-139	03/12/92	CASIO, INC.		Vehicle Tank & LPG Meter	SA 2000				Stand Alone
88-043	04/07/88	Gull Inc.		Vehicle Tank & LPG Meter	TTC Truck Transaction Computer - Model 1903 001 XXXX, Electronic Pulser - Model 903 003 XXXX, Calibration Module - Model 903 008 XXXX, Remote Indicator - Model 903 009 XXXX				Computer System for LPG
88-059	02/16/90	Koltek, Inc.		Vehicle Tank & LPG Meter	K10-A332X		9999.9 gallons		Milk Metering System for Milk
89-141	02/14/90	Liqua-Tech Corporation		Vehicle Tank & LPG Meter	LPM-100		3.5 - 18 gal/min		Gas Measuring Device
86-022	10/27/86	Liquid Controls Corporation		Vehicle Tank & LPG Meter	EC 2000 -Lectrocount				

LISTING BY DEVICE TYPE

CC No.	Date	Company Name	Other Models	Device Type	Model	Accuracy Class	Capacity	Platform size	Comments
87-023	05/21/87	Liquid Controls Corporation		Vehicle Tank & LPG Meter	5120				Temperature Volume Compensater
90-168PN	12/18/90	Liquid Controls Corporation		Vehicle Tank & LPG Meter	MA-4-CY-10	III			
90-169PN	12/18/90	Liquid Controls Corporation		Vehicle Tank & LPG Meter	MA-5-GX-10				
90-173PN	12/18/90	Liquid Controls Corporation		Vehicle Tank & LPG Meter	MA-7-X-10				
90-174PN	12/18/90	Liquid Controls Corporation		Vehicle Tank & LPG Meter	MA-7-X-11				
90-175PN	12/18/90	Liquid Controls Corporation		Vehicle Tank & LPG Meter	MA-7-X-12				
90-176	12/18/90	Liquid Controls Corporation		Vehicle Tank & LPG Meter	M-7-1, M-7-2 & M-7-3				
90-177PN	12/18/90	Liquid Controls Corporation		Vehicle Tank & LPG Meter	M-7-27				
90-178PN	12/18/90	Liquid Controls Corporation		Vehicle Tank & LPG Meter	M-15-X				
90-041	04/25/90	Schlumberger Technologies, Inc.		Vehicle Tank & LPG Meter	Type 4				Analog Indicating
<b><u>Weighbeam</u></b>									
88-137PN	07/25/88	Cardinal/Detecto Scale Mfr. Co.		Weighbeam	SEE CERTIFICATE Beam Numbers: 182, 170, 170A, 15, 180, 180A, 16, 120, 130, 130A, 140, 150, 160, 161, 162, 163, 3TM, 182M, 13M, 170M-5, 170M-2, 180M-5, 120M-5, 130M-5, 135M, 140M	III			Mechanical Type Registering
88-138PN	07/25/88	Cardinal/Detecto Scale Mfr. Co.		Weighbeam	SEE CERTIFICATE Beam numbers: 190, 200, 210, 220, 230, 240, 250, 260, 270, 280, 290, 300, 310	III			Direct Reading Full Capacity
88-139P	07 05 88	Cardinal/Detecto Scale Mfr. Co.		Weighbeam		III			Compound Full Capacity



LISTING BY DEVICE TYPE

CC No.	Date	Company Name	Other Models	Device Type	Model	Accuracy Class	Capacity	Platform size	Comments
88-139PN	07/25/88	Cardinal/Detecto Scale Mfg. Co.	Weightbeam	SEE CERTIFICATE	III	Compound Full Capacity			
		Beam numbers: 3, 12, 40, 50, 60, 70, 80, 90, 91, 92, 93, 94, 95, 96, 97, 98, 100, 110, 115, 125, 2M, 3M, 12M, 100M, 110M, 50M, 60M, 65M, 70M							
88-173PN	07/05/88	Cardinal/Detecto Scale Mfg. Co.	Weightbeam		III	Mechanical Type Registering			
88-155PN	06/17/88	Fairbanks Scales	Weightbeam	50-5361	III L	100,000 lb			Type Registering Weightbeam
88-149PN	07/17/88	Winslow Scale Company	Weightbeam	TR Series	III/III L	51k & 120k lb			Type Registering Weightbeam
		TR 10, TRA-50							
<b>Weight Classifier</b>									
91-163	03/20/92	Cardinal/Detecto Scale Mfg. Co.	Weight Classifier	MS-100	III	8000	see below	14.87" x 8.12"	Load Cell, Electronic
		Capacity: 99 lb 15.8 oz x 0.2 oz. MS-15 (15 lb x 0.05 oz); MS-30 (30 lb x 0.1 oz) n-max: 4800 for both.							
90-124	09/26/90	Friden Alcatel	Weight Classifier	8510	III	1600	10 lb x 0.1 oz	9.5" x 7.5"	Digital Electronic Computing
		Model 8510-5: 5 lb x 0.1 oz							
91-127	03/19/92	Friden Alcatel	Weight Classifier	8865	III	see below	70 lb	14 1/2" x 12 1/2"	Load Cell Electronic
		n-max: 640 (0-20 lb x 0.5 oz); 1120 (0-70 lb x 1 oz)							
92-049	03/27/92	Friden Alcatel	Weight Classifier	8860	III	see below	70 lb	13" x 12"	Load Cell Electronic
		n-max: 640 (0-20 lb); 1120 (0-70 lb)							
87-121A	09/22/88	NCI Weigh-Tronix Inc.	Weight Classifier	4000-1	III	3500	30 x 0.01 lb	12" x 14"	Digital Electronic
90-011	01/30/90	NCR Corporation	Weight Classifier	4000-XX1X	III	3,500	30 x 0.01 lb	12" x 14"	Digital Electronic
89-047	10/02/89	Pitney Bowes	Weight Classifier	A238	III	70 lb	70 lb	12.5" x 14"	
89-048	10/02/89	Pitney Bowes	Weight Classifier	5820	III	1600	5 lb x 0.05 oz	8 7/8" x 8"	
		A523, capacity 3 lb x 0.05 oz							

LISTING BY DEVICE TYPE

CC No.	Date	Company Name	Other Models	Device Type	Model	Accuracy Class	n	Capacity	Platform size	Comments
89-050	Amended 10/02/90	Pitney Bowes		Weight Classifier	A 610 Other capacities: n-320, 0-99 lb x 0.5 oz, n-3168	III		0-2 lb x 0.1 oz	14 3/8" x 9 1/4"	Digital Electronic Computing
89-120	01/06/90	Pitney Bowes		Weight Classifier	A 605	III	1600	5 lb X 0.1 oz	8 7/8" x 5 5/8"	Digital Electronic Computing
90-087	02/12/91	Pitney Bowes		Weight Classifier	A 500	III	160	16 x 0.1 oz	9.25" x 5"	Digital Electronic
90-136	09/12/90	Pitney Bowes		Weight Classifier	A120-TA N-max: 320 (0-2lb) & 2240 (0-70lb). Capacities: 0-2lb x 0.1oz, 0-70lb x 0.5 oz	III	SEE BELOW	SEE BELOW	13" x 14"	Digital Electronic
90-146	10/09/90	Pitney Bowes		Weight Classifier	A217 A218 0.2 lb x .1 or 0-100 lb x .05 oz	III	3200	100 lb	14 1/8" x 12x 1/2"	Digital Electronic
90-146A1	04/06/92	Pitney Bowes		Weight Classifier	A217	III	3200	99 lb	14 1/8" x 12 1/2"	Digital Electronic
90-010	04/25/90	Toledo Scale Corporation	1938, 2038, 2138	Weight Classifier	XX38 Series	III	5,000	25 - 1,000 lb		Load Cell Electronic
87-121A3	01/30/90	Weigh-Tronix, Inc.		Weight Classifier	4000-1, 4100 Optional capacity as a weight classifier: 50 x 0.05 kg, e = 0.01 kg. Optional capacities as a normal weighing scale: 99.95 lb x 0.05 lb or 50 x 0.02 kg; 50 x 0.02 lb or 25 x 0.01 kg. Models 4000-1 and 4100 are identical and models 4110 a 4010-1 are identical	III	5,000	100 x 0.1 lb	12" x 14"	Digital Elec. Wt. Classifier
90-135	03/07/91	Weigh-Tronix, Inc.		Weight Classifier	A120-TA n-max: 320 (0-2 lb); 2240 (2-70 lb). capacities: 0-2 lb x 0.1 oz / 2-70 lb x 0.5 oz.	III	see below	see below	12" x 13"	Digital Electronic Computing
87-121A2	10/28/88	Weigh-Tronix, Inc.		Weight Classifier	4000-1 Optional capacity as a weight classifier: 50 x 0.05 kg, e = 0.01 kg. Optional capacities as a normal weighing scale: 19.95 lb x 0.05 lb or 50 x 0.05 kg; 50 x 0.02 lb or 25 x 0.01 kg. Optional model 4010-1.	III	5,000	100 x 0.1lb	12" x 14"	Superseded by 87-121A3

Wheel Load Weigher

88-004P	04/07/88	General Electrodynamics Corporation		Wheel Load Weigher	MD 500E	III	400	20k x 50 lb	18" x 14"	Superseded by 88-004P 5/15/90
---------	----------	-------------------------------------	--	--------------------	---------	-----	-----	-------------	-----------	-------------------------------

LISTING BY DEVICE TYPE

CC No.	Date	Company Name	Other Models	Device Type	Model	Accuracy Class	n	Capacity	Platform size	Comments
88-004P	Amend 05/11/90	General Electrodynamics Corporation		Wheel Load Weigher	MD 500E	III	400	20,000 x 50 lb	18" x 14"	Digital Electronic
88-057P	04/07/91	General Electrodynamics Corporation		Wheel Load Weigher	MD 700	III	1,200	60k x 50 lb	2' - 7" x 30"	Portable Digtl Axle-Load Weigh
88-057P.A1	04/18/91	General Electrodynamics Corporation		Wheel Load Weigher	MD700	III	1,200	60k x 50 lb	2' - 7" x 30"	Portable Digtl Axle-Load Weigh
90-089P	05/31/90	General Electrodynamics Corporation		Wheel Load Weigher	LP400E	III	400	20,000 x 50lb	14.5" x 22"	Digital Electronic
90-106P	09/24/90	Intercomp Corporation		Wheel Load Weigher	PT300	III	400	20,000 x 50lb	12" x 12"	Digital Electronic
87-076P	10/29/87	Loadometer Corporation		Wheel Load Weigher	Haenni WL101	III	400	20k x 50 lb	20' x 14"	Analog Wheel-load Weigher
90-129P	03/07/91	Measurement Systems International		Wheel Load Weigher	MSI-5300	III	400	20,000 x 50 lb	11" x 10.25"	Digital Electronic
87-078P	12/16/87	PAT Equipment Corporation	Model SAW10A-2, Model SAW10C	Wheel Load Weigher	SAW 10A	III	400	20k x 50 lb	28.75" x 20"	Digital Wheel-Load Weigher
<b><u>Wholesale Meter</u></b>										
90-068	08/21/90	Accurate Metering Systems, Inc.		Wholesale Meter	RZ-3A			35 to 315 gal/min		Digital Electronic
90-068A1	02/07/91	Accurate Metering Systems, Inc.		Wholesale Meter	RZ 3A			35 to 315 gal/min		Digital Electronic
89-101	09/13/90	Brooks Instrument Division	Generic name: PetroCount II	Wholesale Meter	0500B1BXX1					Digital Electronic
89-116	10/24/89	Brooks Instrument Division		Wholesale Meter	0501A1BXXB					Digital Electronic
90-117	09/11/90	Brooks Instrument Division	004X-XXXXXXX and 004X-XXXX	Wholesale Meter	PetroCount 44					Digital Electronic

LISTING BY DEVICE TYPE

CC No.	Date	Company Name	Other Models	Device Type	Model	Accuracy Class	Capacity	Platform size	Comments
90-118	11/02/90	Brooks Instrument Division	Generic Name: Parity Series	Wholesale Meter	Turbo				3-inch & 4-inch
90-118A1	03/26/92	Brooks Instrument Division	Trademark Name: Parity Series	Wholesale Meter	Turbo				3-inch; 4-inch & 6-inch
92-082PN		Brooks Instrument Division	B62DS, B-72DB, B-82DB, B-92DEB.	Wholesale Meter	see below				IN PROCESS
92-083PN		Brooks Instrument Division	BA-31, BA-33, B-40DB, B-50DB, B-60CB, B-61CB-1	Wholesale Meter	see below				IN PROCESS
90-028	04/25/90	Daniel Industries, Inc	Maximum flow rates: 1000 GPM for gasoline, 800 GPM for diesel	Wholesale Meter	LR 3601-1A				Turbine Meter
90-122	08/23/90	Daniel Industries, Inc.		Wholesale Meter	3401-3P				4-Inch
89-022	05/02/89	Emark Corporation		Wholesale Meter	455 Series		99,999 Gallons		Digital Electronic
90-012	02/14/90	Emark Corporation	Generic name: HARDIMeter Phase 2	Wholesale Meter	0455-XXXX-001				Digital Electronic
92-029	05/05/92	Emark Corporation	0455-6600-001 (Master Terminal), 0455-6400-001 (Gallons Display), 0455-6400-002 (Liters Display) & 0455-7100-001 (Control Unit).	Wholesale Meter	see below				Digital Electronic
87-012	06/16/87	Engineered Systems, Inc. (ESI)	271 XX	Wholesale Meter	330 XX				Wholesale Terminal Controller
90-164	07/27/91	Graco, Inc.	Maximum Accumulation: 19,999 gallons	Wholesale Meter	(P/N) 222-560	III			Meter & Control Valve Assembly
90-170PN	12/18/90	Liquid Controls Corporation		Wholesale Meter	MA-5-GX-12				

LISTING BY DEVICE TYPE

CC No.	Date	Company Name	Other Models	Device Type	Model	Accuracy Class	Capacity	Platform size	Comments
90-179PN	12/18/90	Liquid Controls Corporation		Wholesale Meter	M-25-2				
90-180PN	12/18/90	Liquid Controls Corporation		Wholesale Meter	M-30-X				
90-181PN	12/18/90	Liquid Controls Corporation		Wholesale Meter	M-60-X				
90-182PN	12/18/90	Liquid Controls Corporation		Wholesale Meter	M-120-X				
90-183PN	12/18/90	Liquid Controls Corporation		Wholesale Meter	MS-7-1, MS-7-2				
91-048PN	04/18/91	Liquid Controls Corporation		Wholesale Meter	M-25 Series				
91-120	08/06/91	Liquid Controls Corporation	Flow Rates: 15 to 300 gpm	Wholesale Meter	M-80-2				Non-Ferrous Aircraft Fueling
92-019		Liquid Controls Corporation	800 GPM Maximum Flow Rate, 40 GPM Minimum Flow Rate, 150 PSI Maximum Pressure.	Wholesale Meter	M7				IN PROCESS
92-075	05/06/92	Liquid Controls Corporation		Wholesale Meter	M5-X, M7-X, & M15-X				Wholesale Measuring Element
89-055	08/17/89	Smith Meter Inc.	Model descriptions see certificate. Device description: Positive Displacement Meter. Vehicle Tank or Stationary Mount.	Wholesale Meter	ALI-XUO-STD-STD-034		99,999 gallons		Digital Electronic
89-055A1	10/02/89	Smith Meter Inc.	Marketing Name: AccuLoad II	Wholesale Meter	ALI-XU-O-STD-034		99,999 gal		
89-098	10/12/89	Smith Meter Inc.	Generic Name: MiniLoad	Wholesale Meter	ML-X-XX-XXX-STD				Digital Electronic
92-074	05/06/92	Smith Meter Inc.	Device Description: Positive Displacement Meter. Vehicle Tank or Stationary Mount. Product: Liquid Concrete Admixture	Wholesale Meter	I-75				Wholesale Measuring Element

LISTING BY DEVICE TYPE

CC No.	Date	Company Name	Other Models	Device Type	Model	Accuracy Class	Capacity	Platform size	Comments
90-151	04/18/91	Tokheim Corporation		Wholesale Meter	682-15-AF-L-X				Positive Displacement Meter
				Other name: Vehicle or Stationary-Mount.	Other Model: 682-15-SS-L-X				
90-151A2		Tokheim Corporation		Wholesale Meter	682-15-XX-X-X				IN PROCESS
92-012		Tokheim Corporation		Wholesale Meter	682-15-XX-X-X				IN PROCESS

Wire and Cordage Device

92-073 05/06/92 Hauck Engineering Wire and Cordage Device  
 99999  
 MAX 3000. Marketing Name: Ross Linewinder

**LISTING BY CERTIFICATE NUMBER**





LISTING BY CERTIFICATE NUMBER

CC No.	Date	Company Name	Other Models	Device Type	Model	Accuracy Class	n	Capacity	Platform size	Comments
85-065A	06/03/88	Accurate Metering Systems, Inc.		Vehicle Tank & LPG Meter	Diesell RZ 2A			99999.9 gal		Vehicle Tank Meter for Milk
86-001	01/31/86	Toledo Scale Corporation		Floor Scales	4181-1001			1000 x 0.5 lb		Analog Mechanical
86-002	05/21/90	IBM Corporation		POS Scale	4683 Series					Digital Electronic
86-002.A1	03/08/91	IBM Corporation		Cash Register	4683 Series					Electronic Cash Register
86-003	06/13/86	Schmidt Electronic Laboratories		Taximeter	G2S		99999	\$999.99		Digital Electronic
86-004	04/18/86	Hugin Sweda, Inc	Model 2835	Cash Register	2845					Digital Electronic
86-005	05/06/86	William M Wilson's Sons, Inc		Service Station Consoles/ECR	2000S-CFN-SC					Digital Electronic
86-006	05/06/86	William M. Wilson's Sons, Inc.		Indicating Elements	2001, 2002					Digital Electronic
86-007	05/28/86	Baader North America Corp.		Bench and Counter Scale	1020.30.73	III	3000	300 kg (600 lb)	24" x 19 1/2"	
			10XX.10, 10XX.20, 10XX.30, 10XX.40							
86-008	05/28/86	Baader North America Corp.		Indicating Elements	8600 Series		3000			
			8605.15.05: 8610.20.00: 8610.20.01: 8610.20.03: 8610.20.06: 8610.20.07: 8610.20.08: 8615.25.00: 8615.25.05							
86-009	06/04/86	Fairbanks Scales		Bench and Counter Scale	H70-4710-1	III	6000	12 x .002 lb	10" x 10"	
			H70-4710-1, H70-4710-2, H70-4714-1, H70-4714-5, H70-4718-1							
86-010	06/04/86	Fairbanks Scales		Floor Scales	1124D	III	2000	1000 x 0.5 lb		Digital, Load Cell, & Levers
86-011	06/04/86	Fairbanks Scales		Indicating Elements	90-100	III	2000			Digital Load Cell
86-012	06/19/86	Fairbanks Scales		Indicating Elements	90-164	III/III L	10000			Digital Electronic

LISTING BY CERTIFICATE NUMBER

CC No.	Date	Company Name	Other Models	Device Type	Model	Accuracy Class	n	Capacity	Platform size	Comments
86-013	06/19/86	Fairbanks Scales		Indicating Elements	H90-167-1	III/III L	10000			Digital Electronic
86-014	06/25/86			Bench and Counter Scale	DS-410		3000	300 x 0.1 lb	15.5" x 15.5"	Digital Electronic
				Optional capacities: 150 x .05 lb, 600 x .2 lb						
86-014A	11/01/88			Bench and Counter Scale	DS-410	III	3,000	300 x 0.1 lb		Digital Electronic
				Optional capacities: 150 x 0.05 lb, 600 x 0.2 lb						
86-015	06/25/86	Vertex Industries, Inc.		Grain Test Scale	DWM2-1SE	II	12000	120 x .01 g	4.4" x 3.2" scoop	Mechanical-Equal Arm
86-016A	04/27/88	Esselte Meto		POS Scale	CR 511	III	3,000	30 x 0.01 lb	13.2" x 9.5"	Superseded by 86-016A
86-016A2	02/09/90	Esselte Meto		POS Scale	CR511; CR512	III	3,000	30 x 0.01 lb	13.2" x 9.5"	Digital Electronic
				Model CR511-20, capacity 20 x 0.01 lb; Model CR512-30, capacity 30 x 0.01 lb						
86-017	09/17/86	Esselte Meto		Computing Scale	CC494	III	1500	7.5 x .005 lb	7.5" x 11.5"	
86-018	09/02/86	Gilbarco, Inc.		Service Station Consoles/ECR	PA0188XXXX (T-12 C)					Digital Electronic
				Optional model PA0203XXXX						
86-018A	03/11/87	Gilbarco, Inc.		Service Station Consoles/ECR	PA0203XXXX (T-12 G)					Digital Electronic
86-019	09/02/86	Gilbarco, Inc.		Cash Register	PA0180 0000 100					Cash Register/Console
				Marketing name is TCR-G Series						
86-019A	12/16/87	Gilbarco, Inc.		Service Station Consoles/ECR	PA0180XXXXXXX					Cash register/console
86-020	11/04/86	Sanyo Business Systems Corp.		Cash Register	580					Digital Electronic
				580-6B, 580-12B, 580-14B						
86-021	09/09/86	Measurement Systems International		Hanging Scale	3260	III	2500	250 x 0.1 lb		Digital Electronic

LISTING BY CERTIFICATE NUMBER

CC No.	Date	Company Name	Other Models	Device Type	Model	Accuracy Class	Capacity	Platform size	Comments
86-022	10/27/86	Liquid Controls Corporation		Vehicle Tank & LPG Meter	EC 2000 -Lectrocount				
86-022.A1	01/03/91	Liquid Controls Corporation		Cash Register	EC2000				
		The EC2000 systems consists of an E2600 series remote electronic counter assembly and an E2520-2 Supervisory Console.							
86-023	09/29/86	Bizerba United States, Inc.		Computing Scale	Pro 7000	III	30 x 0.01 lb	15" x 10.25"	Electronic Registering Meter
86-024	09/25/86	Gilbarco, Inc.		Retail Motor Fuel System	Modular Electronics				
86-025	10/15/86	Liquid Controls Corporation		LPG Liquid Meter	MA-2-CX-10		9999.9 X 0.1 gal		
86-026	10/15/86			Computing Scale	DS 430	III	30 x 0.01 lb	11" x 12.5"	Digital Electronic
86-027	11/12/86	Sterling Scale Company, Inc.		Indicating Elements	6000 Plus	III L			
86-028	10/14/86	Bizerba United States, Inc.		Computing Scale	Pro 7500	III	0-15 x 0.005 lb	15" x 10.5"	Digital Electronic
			Pro 7400. Other capacity: 15-30 lb x 0.01 lb						
86-028A	11/05/87	Bizerba United States, Inc.		Computing Scale	PRO7400, PRO7500	III	0-15 x 0.005 lb	15" x 10.5"	Digital Electronic
			Other capacity 15-30 lb x 0.01 lb: 30 lb x 0.01 lb						
86-029	11/12/86	Centrodyn Corporation of America		Taximeter	630		\$999.99		
86-030	12/04/86	John Chatillon & Sons, Inc.		Hanging Scale	Type 027	III	20 lb x 1/2 oz	Scoop	Superseded by 86-030A
			0723TG, 0723TAS, 0720T						
86-030A	06/02/88	John Chatillon & Sons, Inc.		Hanging Scale	027/A	III	20lb x 1/2oz	Pan ETC	Mechanical Hanging Dial Scale
86-031	01/08/87	Wayne Division		Retail Motor Fuel Dispenser	141U-KP		999.9 x 0.1 gal		Electro-Mechanical Analog
			141U/K, 142U/K, 143U/K, 141-1U/K, 142-1U/K, 143-1U/K						

LISTING BY CERTIFICATE NUMBER

CC No.	Date	Company Name	Other Models	Device Type	Model	Accuracy Class	Capacity	Platform size	Comments
86-032	10/12/89	Tokheim Corporation		Service Station Consoles/ECR	184, MEMS IV				Superseded by 86-032A1
			Option: Model 190 printer						
86-032A1	10/24/89	Tokheim Corporation		Service Station Consoles/ECR	184 Series (MEMS IV)		999.99 vol units		Digital Electronic
			184-X = Standard Cash Console: 184M-X = Master Console (when a satellite is used): 184S-X = Satellite Console (when a master is used) where X is the number of fueling sites						
86-033	12/04/86	Alkon Corporation		Indicating Elements	LCH-1	III/III L	1,000		
86-034	01/08/87	W.R. Grace & Co.		Dry Measure	536		1 dry quart		Polystyrene Foam Berry Basket
86-035	12/17/86	Cardinal/Detecto Scale Mfr. Co.		Indicating Elements	738	III/III L	10,000		Digital Electronic
86-035A	03/25/88	Cardinal/Detecto Scale Mfr. Co.	738 BA (Batch Aid)	Indicating Elements	738	III/III L	10,000		Digital Electronic
86-035A2	04/18/90	Cardinal/Detecto Scale Mfr. Co.		Indicating Elements	738	III/III L	10,000		Digital Electronic
86-035A3	07/29/91	Cardinal/Detecto Scale Mfr. Co.		Indicating Elements	738/738 SCD	III/III L	10,000		Digital Electronic
86-036	12/19/86	Cardinal/Detecto Scale Mfr. Co.		Indicating Elements	10K	III/III L	10000		Digital Electronic
86-037	12/16/87	Revere Transducers, Inc.		Load Cell	5123	III	1k - 10k lb		Single ended shear beam.
			Other capacities: 1k, 2.5k, 4k, 5k, 10k						
86-037P	01/26/87	Revere Transducers, Inc.		Load Cell	85123	III	1k - 10k lb		Superseded by 86-037
			Capacities (lb): 1k, 2.5k, 4k, 5k, 10k						
86-038	03/28/91	Revere Transducers, Inc.		Load Cell	5223-B10	III L	50K, 65K, 100K		Double Ended Shear Beam

The specific models of load cells covered by this Certificate are 5223-B10-XXK-YYYY where XXK is capacity code in thousands of pounds (e.g., 10K) and YYYY is a designator for the electrical cable length, wiring color code, and private label variations. The number following the "B" may be less than 10 since it corresponds to the maximum number of divisions for individual load cells comply with Handbook 44.

LISTING BY CERTIFICATE NUMBER

CC No.	Date	Company Name	Other Models	Device Type	Model	Accuracy Class	n	Capacity	Platform size	Comments
86-0388A1		Revere Transducers, Inc.		Load Cell	5223-B10	III L	10,000 M	50k to 200k lb		IN PROCESS
86-039P	01/26/87	Revere Transducers, Inc.		Load Cell	B5223	III L	10000 M	50k, 65k, 100k lb		Superseded by 86-038PA12/10/87
86-039PA	12/10/87	Revere Transducers, Inc.		Load Cell	5223	III L	10000 M	50k, 65k, 100k lb		Double Ended Shear Beam
86-039	03/28/91	Revere Transducers, Inc.		Load Cell	5103-B10	III L	10,000	30K to 250K lb		Double Ended Shear Beam
					The specific models of load cells covered by this Certificate are 5103-B10-XXK-YYYY where XXX is capacity code in thousands of pounds (e.g., 10K) and YYYY is a designator for the electrical cable length, wiring color code, and private label variations. The number following the "B" may be less than 10 since it corresponds to the maximum number of divisions for which individual load cells comply with Handbook 44.					
86-039P	01/26/87	Revere Transducers, Inc.		Load Cell	5103	III L	10,000 M	50k-150k lb		Superseded by 86-039PA 7/25/88
86-039P	07/25/88	Revere Transducers, Inc.		Load Cell	5103	III L	10000 M	10k to 100k lb		Double Ended Shear Beam
					The specific models of load cells covered by this Certificate are 5103-B10-XXX-YYYY where XXX is the capacity code, and YYYY is a designator for the electrical cable length, wiring color code, and private label variations. Range of capacities (lb) from to 100 K.					
86-040P	01/26/87	Revere Transducers, Inc.		Load Cell	C692B	III L	10000 M	25k, 50k, 100k lb		Superseded by 86-040P 12/10/87
86-040P Amended	12/10/87	Revere Transducers, Inc.		Load Cell	692B	III L	10000 M	25k, 50, 100k lb		Multi-Column Compression
86-041	03/01/89	Revere Transducers, Inc.		Load Cell	SSB	III	3,000 S	500 to 5,000 kg	1k to 10k lb	Single Ended Shear Beam
					SSB-5t-C3, -1t-C3, -2t-C3, -2.5t-C3, -5t-C3; SSB-1-III/3, -2-III/3, -5-III/3, -10-III/3					
86-041,A1	03/28/91	Revere Transducers, Inc.		Load Cell	SSB	III & III L	3,000	500k - 5000 kg		Single Ended Shear Beam
					Capacity- 1,000 to 10,000 lb. The specific models of load cells covered by this certificate are SSB-X-Y-Z where X, Y, & Z, as applicable are model numbering codes denoting capacity, classification, electrical connection. Other Models: SSB-5t-C3, SSB-1t-C3, SSB-2t-C3, SSB-2.5t-C3, SSB-5t-C3, SSB-1-III/3, SSB-2-III/3, kSSB-5-III/3 and SSB-10-III/3.					
86-041P	01/02/86	Revere Transducers, Inc.		Load Cell	SSB	III	3000 S	500 - 5,000 kg	1k to 10k lb	Superseded by 86-041
					SSB-5t-C3, SSB-1t-C3, SSB-2t-C3, SSB-2.5t-C3, SSB-5t-C3, SSB-1-III/3, SSB-2-III/3, SSB-5-III/3, SSB-10-III/3					
86-042	01/08/87	Kubota Corporation		Computing Scale	FP-900	III	3000	30 x 0.01 lb	400 x 252 mm	Digital Electronic

LISTING BY CERTIFICATE NUMBER

CC No.	Date	Company Name	Other Models	Device Type	Model	Accuracy Class	n	Capacity	Platform size	Comments
86-042A1	02/12/90	Kubota Corporation	Other capacity: 30 x 0.01 lb	Computing Scale	FP-900 SERIES	III	5,000	50 x 0.01 lb	400 x 252 mm	Digital Electronic
86-042A2	01/24/91	Kubota Corporation	capacities: 30 x 0.01 lb & 50 x 0.01 lb. Model designations: Model FP-900, Model FP-910, Model FP-950 & Model FP-960.	Computing Scale	FP-900 Series	III	5,000	see below	400 x 252 mm	Digital Electronic
86-043	09/30/88	Sensortronics		Load Cell	60001A	III/III L	5K, 10K S	750-7500 lb		Type S Load Cell
86-043 Amended	03/27/91	Sensortronics		Load Cell	60001A-XX	III/III L	see below	25 - 20,000 lb		S-Beam Tension
					Capacity: SC-Class III, 5000/SCells, Class III L, 10,000. 60001A25, 60001A50, 60001A75, 60001A100, 60001A150, 60001A200, 60001A300, 60001A500, 60001A750, 60001A1K, 60001A1.5K, 60001A2K, 60001A2.5K, 60001A3K, 60001A4K, 60001A5K, 60001A7.5K, 60001A10K, 60001A15K, 60001A20K, 60001A25K & 60001A30K.					
86-043P	12/10/87	Sensortronics		Load Cell	60001A	III/III L	5K/10K S	250 -2500 lb		Superseded by 86-043
86-043PA1	05/25/89	Sensortronics		Load Cell	60001A	III/III L	5000 S	250 to 20,000 lb		Superseded by 86-043
86-044	05/24/88	Sensortronics		Load Cell	65023A	III	5000 M	1000 to 10000 lb		Shear Beam Compression
86-044.A2		Sensortronics		Load Cell	65023A	III	3kS/5kM	1000 to 10000 lb		IN PROCESS
86-044A1	05/25/89	Sensortronics		Load Cell	65023A	III	3000 S	1000 - 10000 lb		Shear Beam, Compression
86-044P	12/10/87	Sensortronics		Load Cell	65023A	III	5,000 S	1k - 10k lb		Superseded by 88-044
86-045	05/24/88	Sensortronics		Load Cell	65040A	III L	10,000 M	25k-125k lb		Double Ended Shear Beam
86-045P	12/10/87	Sensortronics		Load Cell	65040A	III L	10,000 M	25k - 125k		Superseded by 86-045
86-046	02 10 89	Sensortronics		Load Cell	65058A	III L	10,000 M	20,000-125,000 lb		Superseded by 86-046.A1
					Capacities (lb): 20,000 25,000 30,000 40,000 50,000 60,000 75,000 90,000 100,000 125,000					

LISTING BY CERTIFICATE NUMBER

CC No.	Date	Company Name	Other Models	Device Type	Model	Accuracy Class	n	Capacity	Platform size	Comments
86-046.A1	07/01/91	Sensortronics		Load Cell	65058	III L	10,000 M	20k - 200k lb		Double Ended Shear Beam
86-046P	12/10/87	Sensortronics		Load Cell	65058A	III	10,000 M	20k - 125k		Superseded by 86-046
86-046PA	07/25/88	Sensortronics		Load Cell	65058A	III L	10,000 M	20k-125k lb		Superseded by 86-046
87-001	03/13/87	Mettler Instrument Corporation		Jewelers' Balance	PM Series/49	II	40,000	4000 x 0.01g	6.5" dia	Digital
87-001A	03/01/89	Mettler Instrument Corporation		Jewelers' Balance	PM/49 & CM/49 Series I and II n, class I - 120,000; n, class II - 20,000; PM2000C/49 (Class I); PM1200/49 (Class I); PM6100/49 (Class I); CM200/49 (Class II); PM400C/49 (Class II); PM15/49 (Class II)			110g to 16,006 g		Digital Electronic
87-002	02/04/87	Gilbarco, Inc.		Service Station Consoles/ECR	T-15 PA0189, PA0190					Digital Controller
87-002.A1	07/06/90	Gilbarco, Inc.		Cash Register	TCR-15 Systems includes: T-15 Console PA0189; C-15 Controller Model PA0190 & C-2 Controller Model PA0211					Digital Electronic
87-003	04/07/87	Flex-Weigh Corporation		Indicating Elements	DWM-IV	III/III L	10,000			Superseded by 87-003A
87-003A	05/21/87	Flex-Weigh Corporation		Indicating Elements	DWM IV	III/III L	10,000			Digital Indicating Element
87-004	04/06/87	Mettler Instrument Corporation		Jewelers' Balance	PJ Series/49 PJ300/49, PJ3000/49, PJ400/49, PJ4000/49, PJ6000/49, PJ360/49, PJ3600/49	II	41,000	4100 x 0.1 g	6.5" dia	Grain Test Scale
87-004A	05/24/88	Mettler Instrument Corporation		Jewelers' Balance	PJXXXXG Series PJ600G, PJ4000G, PJ6000G, PJ3600G	II	41,000	4100 x 0.1 g	6.5" dia.	Digital Electronic
87-004A2	03/29/89	Mettler Instrument Corporation		Jewelers' Balance	PJ Series PJ600/49; PJ12/49; PJ1220/49; PJ15/49	II	41,000	610g to 15,000		Digital Electronic
87-005	03 24 87	Griffin Tech Inc		Service Station Consoles/ECR	RDT-4400					Electronic Cash Register

LISTING BY CERTIFICATE NUMBER

CC No.	Date	Company Name	Other Models	Device Type	Model	Accuracy Class	n	Capacity	Platform size	Comments
87-006	03/19/87			Computing Scale	SM-15	III	3,000	30 x 0.01 lb	10.5" x 14.5"	Digital Computing Scale
87-007P	04/30/87	Hardin Industries	Optional lengths 40' - 120'	Vehicle Scale	7080E10	III L	7,000	140k x 20 lb	80'x 10'	Vehicle Scale Weighing Element
87-008	04/14/87	Kubota Corporation		Computing Scale	LA 230	III	3,000	30 x 0.01 lb	27x37cm	Digital Computing Scale
87-009				NO DEVICE TYPE						NOT ISSUED
87-010	04/20/87	Metrometer, Inc.		Taximeter	21R					Single or Multi-rate Taximeter
87-011	04/20/87	Metrometer, Inc.		Taximeter	22NP					Single or Multi-rate Taximeter
87-012	06/16/87	Engineered Systems, Inc. (ESI)	271 XX	Wholesale Meter	330 XX					Wholesale Terminal Controller
87-013P	06/17/87	Unlbridge Scale Systems		Vehicle Scale	UBSR 1301040	III L	10,000	200,000 x 20 lb	130' x 10' 5 sect	Electronic Load Cell
87-014	06/12/87	NCR Corporation		POS Scale	7824	III	3,000	30 x 0.01 lb	13"x 12"	Scanner/Scale
87-015	06/16/87	Scale Data Systems		Printer	4000					Inbound/outbound vehicle scale
87-016	05/12/87	Toledo Scale Corporation		Indicating Elements	8146	III/III L	10,000			Digital Indicating Element
87-016A1	08/05/91	Toledo Scale Corporation		Indicating Elements	8146 & 8146D	III/III L	10,000			Digital Element
87-017	05/12/87	Toledo Scale Corporation		Computing Scale	8425	III	3,000	30 x 0.01 lb		Digital Computing Scale
87-018A	01/11/89	Tokheim Corporation		Retail Motor Fuel Dispenser	TCS Series			999,999 gal		Digital Electronic
87-019	05/21/87	Vertex Industries, Inc.		Prescription Balance	DRX-3	III	6,000	60 x 0.01g	3" dia.	Mechanical Analog Balance



## LISTING BY CERTIFICATE NUMBER

Page C 9

CC No.	Date	Company Name	Other Models	Device Type	Model	Accuracy Class	n	Capacity	Platform size	Comments
87-020	05/22/87	Bennett Pump Company		Service Station Consoles	ECR M 430					Superseded by 87-020A2
87-020A	04/19/89	Bennett Pump Company	A 430-1	Service Station Consoles	ECR Access 430					Superseded by 87-020A2
87-020A2	08/21/89	Bennett Pump Company	MI 320, MI 350	Service Station Consoles	ECR ECR-430 ECR A 430-1					Cash Register/Controller
87-021	05/21/87	Fairbanks Scales	H90-3042, H90-3042B	Indicating Elements	H90-3043	III/III L	6,000			Digital Indicating Element
87-022	05/20/87	Electronic Scales International	JK901aa, JK903aa, JK951aa, JK953aa	Computing Scale	JK900 Series	III	3,000	30 x 0.01 lb		Digital Computing Scale
87-023	05/21/87	Liquid Controls Corporation		Vehicle Tank & LPG Meter	5120					Temperature Volume Compensater
87-024	02/10/89	NCR Corporation	Class 2157, Model 0104; Class 2157, Model 0109	Cash Register	2157					Digital Electronic
87-025	01/25/89	CANIMAX Retail Systems, Inc.	Class 2157, Model 0104; Class 2157, Model 0109	Service Station Consoles	ECR FULL SERVE					Cash Register Service
87-026	08/25/87	Baader North America Corp.		Floor Scales	3020.10.02	III	3,000	300 kg	36"x36"	Elec. Load Cell Weighing Elem.
87-027	07/16/87	Cardinal/Detecto Scale Mfrg. Co.	6600-2, 6600-5, 6600-10, 6600-50, 6600-100	Bench and Counter Scale	6600 Series	III	5,000	100x0.02 lb	8.25" x 14.5"	Digital Bench Scale
87-028	07/13/87	Cardinal/Detecto Scale Mfrg. Co.		Bench and Counter Scale	AP-20	III	1,999	19.99x0.01	6.75" x 5.25"	Supersedes by 87-028A1
87-028A1	01/06/90	Cardinal/Detecto Scale Mfrg. Co.	AP-M1, AP-M2	Bench and Counter Scale	AP-20	III	1999	19.99 X 9.91 lb	6.75 x 5.25 "	Digital Bench Scale
87-029	07/14/87	Western Scale Company Limited		Indicating Elements	DF 2000	III/III L	5,000			Digital Indicating Element

## LISTING BY CERTIFICATE NUMBER

CC No.	Date	Company Name	Other Models	Device Type	Model	Accuracy Class	n	Capacity	Platform size	Comments
87-030	07/14/87	TEC America, Inc.		Cash Register	MA-1190	N/A				Electronic Cash Register
87-031	07/14/87	Wweigh-Tronix, Inc.		Indicating Elements	5788	III/III L	10,000			Digital Indicating Element
87-032	07/10/87	NCR Corporation		Service Station Consoles/ECR	2522					Service Station Console
87-033	07/16/87	Cardinal/Detecto Scale Mfr. Co.	6600-2, 6600-5, 6600-10, 6600-50, 6600-100	Bench and Counter Scale	6600 Series	III	5,000	100 x 0.02lb	8.25" x 14.5"	Digital Bench Scale
87-034	07/16/87	Cardinal/Detecto Scale Mfr. Co.		Bench and Counter Scale	AP-20	III	1,999	19.99 x 0.01 lb	6.75" x 5.25"	Superseded by 87-034A1
87-034A1	01/06/80	Cardinal/Detecto Scale Mfr. Co.	AP-M1, AP-M2	Bench and Counter Scale	AP-20	III	1999	19.99 x 9.91 lb	6.75" x 5.25"	Digital Bench Scale
87-035	09/01/87	Wayne Division		Retail Motor Fuel Dispenser	DS1/375-1L/19			999,999 gal		Supersedes by 87-035A
87-035A	06/16/89	Wayne Division		Retail Motor Fuel Dispenser	DS1/585-1L/19EG			999,999 Gallons		Digital Electronic
				Model DS1/375-1L/19G (CC No. 87-035). For use in retail service stations.						
87-036	09/01/87	Wayne Division		Retail Motor Fuel Dispenser	DS1/387-1L/19			999,999 gal		Digital retail dispenser
87-036A	06/16/89	Wayne Division		Retail Motor Fuel Dispenser	DS1/387-1L/19EG			999,999 Gallons		Digital Electronic
				DS1/387/1L/19G (CC No. 87-036). For use in retail service stations.						
87-037P	09/14/87	Astec Industries		Hopper Scale	SEB	III L	3,750	75 x 0.02 ton		Portable Hopper Scale
87-038	09/01/87	Wweigh-Tronix, Inc.	3401	Computing Scale	3400	III	3,000	30 x 0.01 lb	12"x12"	Digital Computing Scale
87-038A	09/22/88	Wweigh-Tronix, Inc.	Model 3400-X, Model 3400 PLU	Computing Scale	3400	III	3,000	30 x 0.01 lb	12" x 12"	Digital Electronic

LISTING BY CERTIFICATE NUMBER

CC No.	Date	Company Name	Other Models	Device Type	Model	Accuracy Class	n	Capacity	Platform size	Comments
87-039	09/25/87	Seltec Corporation		Indicating Elements	AD500	III L	10,000			Superseded by 87-039A
87-039A	10/28/88	Seltec Corporation	BL 500, AB 500, CB 500	Indicating Elements	AD 500	III L	10,000			Digital Electronic
87-040	09/15/87	Micro Motion, Inc.	D25, D40, D100, D150, D300, D600	Mass Flow Meter	FlowScale					Superseded by 87-040.A1
87-040.A1	01/03/91	Micro Motion, Inc.		Mass Flow Meter						Digital Electronic
87-041	09/29/87	A&D Engineering Inc	FV 30KA2, FV-60KA2, FV-150KA1	Bench and Counter Scale	FV-60KA1	III	3100	60 x .02 kg	15.4" x 20.8"	Superseded by 87-041A
87-041A	04/19/89	A&D Engineering, Inc	FV-30KA2, FV-60KA2, FV-150KA1	Bench and Counter Scale	FV-60KA1	III	3,100	60 x .02 kg		Digital Bench Scale
87-042	09/14/87	Weigh-Tronix, Inc.	5790R, 5790S	Indicating Elements	5790	III/III L	5,000			Digital Indicating Element
87-043	09/14/87	TEC America, Inc.	SL-39-15L-N	Computing Scale	SL-39-30L-N	III	3,000	30 x 0.01 lb		Digital Computing Scale
87-044	09/14/87	TEC America, Inc.		Computing Scale	SL-37-15L-N	III	1,500	15 x 0.01 lb		Digital Computing Scale
87-045	09/14/87	TEC America, Inc.		Cash Register	MA-290					Electronic Cash Register
87-046	09/14/87	TEC America, Inc.		Computing Scale	SL 59-30L	III	3000	30 x 0.01 lb	240 mm x 350 mm	Digital Electronic
87-047	09/14/87	TEC America, Inc.		Prepackaging Scale	SL 31-50R	III	5,000	50 x 0.01 lb	27x40 cm	Digital Prepackaging Scale
87-048	09/14/87	TEC America, Inc.		Computing Scale	SL 43-100	III	4,999	99.98x0.02lb	15-5/8" x 12"	Digital Weighing Element

D Series Sensor  
 Mass Flow Transmitter Models: FSXXXXXX (FlowScale), RFT9712XXXX (Remote Flow Transmitter). Sensor Model Numbers: DX025XXXXX, DX040XXXXX, DX065XXXXX, DX100XXXXX, DX150XXXXX, DX300XXXXX & DX600XXXXX.

LISTING BY CERTIFICATE NUMBER

CC No.	Date	Company Name	Other Models	Device Type	Model	Accuracy Class	n	Capacity	Platform size	Comments
87-049	09/14/87	TEC America, Inc.		Computing Scale	SL-66-30-L	III	3,000	30 x 0.01 lb	9.5" x 13.75"	Digital Computing Scale
87-049	Amended 11/05/90	TEC America, Inc.		Computing Scale	SL-60-30-L	III	3,000	30 x 0.01 lbs	9.5" x 13.75"	Digital Electronic
87-049A1		TEC America, Inc.		Computing Scale	SL-66-30-1	III				NOT ISSUED
87-049A2	08/27/91	TEC America, Inc.	SL-6600-30-9	Computing Scale	SL-66-30-1	III	3,000	30 x 0.01 lbs	9.5" x 13.75"	Digital Electronic
87-050	09/29/87	Omron Systems of America		Cash Register	RS 8500					Stand Alone Cash Register
			RS 8510							
87-051	04/05/89	Revere Transducers, Inc.		Load Cell	9363	III/III L	3k/10k S	100-10,000 lb		Superseded by 87-051 12/20/89
			Class III, Model code 9363-A3-YYYY: Class III L, Model code 9363-B10-XXX-YYYY.							
87-051	12/20/89	Revere Transducers, Inc.		Load Cell	9363	III/III L	3k0/10k S	100 - 10,000 lb		Tension S-Cell, Stainless Steel
87-051.A1	03/28/91	Revere Transducers, Inc.		Load Cell	9363-A3 & 9363-B10	III & III L	see below	100 - 10,000 lb		Tension S-Cell
			Capacity: Single Cell, Class III: 3,000 & Single Cell, Class III L: 10,000. The specific models of load cells covered by this Certificate for Class III, Models 9363-A3-XXX-YYYY; for Class III L, models 9363-B10-XXX-YYYY where XXX is the capacity code and YYYY is a designator for the electrical cable length, wiring color code, and private label variations.							
87-051.A2	03/19/92	Revere Corp (See Revere Transducers, Inc.)		Load Cell	9363-A3 & 9363-B10	III/III L	see below	100 - 10,000 lb		Tension S-Cell, Strinless Steel
			n-max: S/C-Class III: 3000; S/C-Class III L: 10000							
87-051PA	07/25/88	Revere Transducers, Inc.		Load Cell	9363	III/III L	3k/10k S	3000 - 10000 lb		Superseded by 87-051
			Class III, Models 9363-A3-XXX-YYYY: Class III L, Models 9363-B10-XXX-YYYY. Capacities (lb): 3,000; 5,000; 10,000							
87-052P	12/10/87	Sensortronics		Load Cell	60048A	III	5,000 S	100 - 1k lb		Bending Beam
			Capacities (lb): 100, 200, 400, 500, 1000							
87-053	01/26/89	Sensortronics		Load Cell	65061A	III L	10,000 M	10k - 100k		Double Ended Shear Beam
			Capacities (lb): 10,000; 20,000; 25,000; 30,000; 40,000; 50,000; 60,000; 75,000; 100,000							

LISTING BY CERTIFICATE NUMBER

CC No.	Date	Company Name	Other Models	Device Type	Model	Accuracy Class	n	Capacity	Platform size	Comments
87-053P	12/10/87	Sensortronics		Load Cell	65061A	III L	10000 M	10K to 100K lb		Superseded by 87-053
87-054P	12/10/87	Sensortronics		Load Cell	65016A	III L	10,000 M	2.5k - 25k		Shear Beam Center Loaded Cell
87-055	08/17/89	Hottinger Baldwin Measurements, Inc		Load Cell	BLC	III	3,000 S,M	500 to 5000 lb		Bending Beam
87-055P	09/29/87	Hottinger Baldwin Measurements, Inc		Load Cell	BLC	III	3,000 S,M	500 to 5000 lb		Superseded by 87-055
87-056P	11/25/87	Interface, Inc.		Load Cell	SSM	III/III L	6K,10K S			Superseded by 87-056P Ammended
87-056P	03/14/88	Interface, Inc.		Load Cell	SSM Series	III/III L	6K,10K S			Load Cell
87-056PA1	05/15/90	Interface, Inc.		Load Cell	SSM-S	III/III L	6k, 10k S	6000 - 10000		Load Cell
87-057	05/24/88	Artech Industries, Inc.		Load Cell	20210	III	4500 S	25 to 10000 lb		Superseded by 87-057A3
87-057A2	05/02/89	Artech Industries, Inc.		Load Cell	20210	III	4,500 S	25 - 10,000 lb		Superseded by 87-057A3
87-057A3	05/11/90	Artech Industries, Inc.		Load Cell	20210	III, III L	5k, 10k S	25 - 40,000 lb		Type "S" - Load Cell
87-057P	09/29/87	Artech Industries, Inc.		Load Cell	20210	III	4500 S	25 - 10000 lb		Superseded by 87-057A3

The specific models of load cells covered by this certificate are SSM-XXX-YYYYS where XXX is a two or three character alphanumeric code used to designate variations such as cable type or length, YYYY is the capacity of the load cell in pounds, and S is the unique character identifying this series from the previous certificate (CC No. 88-056P). Capacities from 100 to 1000 lbs.

Capacities (lb): 25, 50, 75, 100, 150, 200, 250, 300, 500, 600, 750, 1,000, 1,250, 1,500, 2,000, 2,500, 3,000, 4,000, 5,000, 7,500, 10,000, 15,000, 20,000, 25,000, 30,000, 35,000, 40,000

Capacities (lb): 50, 100, 250, 500, 1000, 2500, 3000, 5000, 10000

LISTING BY CERTIFICATE NUMBER

CC No.	Date	Company Name	Other Models	Device Type	Model	Accuracy Class	n	Capacity	Platform size	Comments
87-057PA	01/27/88	Artech Industries, Inc.		Load Cell	20210	III	4500 S	25 - 10000 lb		Superseded by 87-057A3
87-057PA3	02/12/90	Artech Industries, Inc.		Load Cell	20210	III, III L	5K, 10K S	25 to 20,000 lb		Superseded by 87-057A3
87-058	05/24/88	Artech Industries, Inc.		Load Cell	30310	III/III L	5000 M	1000 to 10000 lb		Superseded by 87-058A2
87-058.A3	03/07/91	Artech Industries, Inc.		Load Cell	30310	III/III L	5,000	1,000 to 10k lb		Shear Beam
The specific models of load cells covered by this certificate are identified by the capacity of each load cell.										
87-058A2	05/02/89	Artech Industries, Inc.		Load Cell	30310	III/III L	5,000 M	1k - 10k lb		Shear Beam
Specific models of load cells are identified by the capacity. See Certificate. Optional model families: 30210 and 30310-xx-C/B										
87-058P	09/29/87	Artech Industries, Inc.		Load Cell	30310	III	5000 M	1000 - 10000 lb		Superseded by 87-058A2
87-058PA	01/27/88	Artech Industries, Inc.		Load Cell	30310	III/III L	5000 M	1000 - 10000 lb		Superseded by 87-058A2
87-059	04/06/92	Cardinal/Detecto Scale Mfg. Co.		Load Cell	SB SERIES	III/III L	III5kM/	2.5k - 20k lb		Stainless Steel Shear Beam
Class III-MC-5000; Class III L-SC-10000										
87-059P	11/25/87	Cardinal/Detecto Scale Mfg. Co.		Load Cell	SB-5000S	III	5,000 M	2.5k - 20k lb		Shear Beam
SB-2500S, SB-5000S, SB-10 000S, SB-20 000S										
87-059P.A	01/22/88	Cardinal/Detecto Scale Mfg. Co.		Load Cell	SB-5000S	III L	10,000 S	2.5 - 20k lb		Shear Beam Load Cell
SB-2500S, SB-5000S, SB-10 000S, SB-20 000S										
87-059P.A1	02/20/91	Cardinal/Detecto Scale Mfg. Co.		Load Cell	SB-5000S	III	MC-5000	2500 - 20,000 lb		Shear Beam
SB-2500S, SB-5000S, SB-10000S & SB-20000S										
87-060	06/28/88	BLH Electronics, Inc.		Load Cell	C2P1	III L	4,500 M	20k-200k lb		
Capacities: 20k, 50k, 100k, 200k										
87-060P	03/10/88	BLH Electronics, Inc.		Load Cell	C2P1	III	3000 S	20000 - 200000 lb		WITHDRAWN
Capacities (lb): 20k, 50k, 100k, 200k										

LISTING BY CERTIFICATE NUMBER

CC No.	Date	Company Name	Other Models	Device Type	Model	Accuracy Class	n	Capacity	Platform size	Comments
87-060PA	01/27/88	BLH Electronics, Inc.	Capacities (lb): 20k, 50k, 100k, 200k	Load Cell	C2P1	III L	10000 M	20000 - 200000 lb		Superseded by 87-060
87-061	06/28/88	BLH Electronics, Inc.	Capacities (lb): 450, 1125, 2250, 4500	Load Cell	KIS-3	III	3,000 S	450 - 45000 lb		Shear Beam Load Cell
87-061P	09/29/87	BLH Electronics, Inc.	Capacities: 450, 1125, 2250, 4500	Load Cell	KIS-3	III	3,000 S	450-4500 lb		Superseded by 87-061
87-062	10/27/87	Bennett Pump Company	Retail Motor Fuel Dispenser 6000 Series 6012, 6013, 6022, 6025, 6024, 6027					99.999 gal.		Digital RFD
87-063	04/05/89	Revere Transducers, Inc.	For Class III, Models 363-A3-XXX-YYYY: For Class III L, Models 363-B10-XXX-YYYY, where XXX is the capacity code, and YYYY is a designator for electrical cable length, wiring color code, and private label variations. Capacities: 1.5k, 2k, 3k, 5k, 10k	Load Cell	363	III/III L	3k, 10k S	100-10,000 lb		Superseded by 87-063 12/20/89
87-063 Amended	12/20/89	Revere Transducers, Inc.		Load Cell	363	III/III L	3K, 10K S	100 - 10,000 lb		Tension S-Cell
87-063.A1	03/28/91	Revere Transducers, Inc.	Capacity: S-Cell, Class III: 3,000 & S-Cell, Class III L: 10,000. The specific models of load cells covered by this Certificate for Class III, Models 363-A3-XXX-YYYY: for Class III L, models 363-B10-XXX-YYYY where XXX is the capacity code and YYYY is a designator for the electrical cable length, wiring color code, and private label variations.	Load Cell	363-A3 & 363-B10	III & III L	see below	100 - 10,000 lb		Tension S-Cell
87-063.A2	03/19/92	Revere Corp (See Revere Transducers, Inc.)	n-max: S/C-Class III: 3000; S/C-Class III L: 10000	Load Cell	363-A3 & 363-B10	III/III L	see below	100 - 10,000 lb		Tension S-Cell
87-063PA	07/25/88	Revere Transducers, Inc.	For Class III, Models 363-A3-XXX-YYYY: for Class III L, Models 363-B10-XXX-YYYY where XXX is the capacity code, and YYYY is a designator for electrical cable length, wiring color code, and private label variations. Capacities (lb): 3 k, 5 k, 10 k	Load Cell	363	III/III L	3k, 10k S	3000 - 10000 lb		Superseded by 87-063
87-064	09/29/87	NCI Weigh-Tronix Inc.	3451	Computing Scale	3450	III	3000	30 x 0.01 lb	12" x 14"	Digital Electronic
87-064A	09/22/88	NCI Weigh-Tronix Inc.		Computing Scale	3450	III	3,000	30 x 0.01 lb		Digital Computing Scale

LISTING BY CERTIFICATE NUMBER

CC No.	Date	Company Name	Other Models	Device Type	Model	Accuracy Class	Capacity	Platform size	Comments
87-065	09/29/87		SM-60A	Computing Scale	SM-60	III	30 x 0.01 lb	11" x 15.5"	Digital Computing Scale
87-066	09/29/87	Weigh-Tronix, Inc.		Indicating Elements	WI 110	III/IIIL	6K, 10K		Digital Indicating Element
87-066A	05/25/89	Weigh-Tronix, Inc.		Indicating Elements	WI 110	III/IIIL	6K, 10K		Digital Electronic
87-067	10/14/87	Antonson/Meto, Inc.		Computing Scale	823	III	30 x 0.01 lb	12" x 14.5"	Digital Computing Scale
87-068	08/17/89	Toledo Scale Corporation		Computing Scale	8422	III	50 x 0.01 lb	9.5" x 14.5"	Digital Electronic
87-069	04/19/89	Toledo Scale Corporation		Bench and Counter Scale	8213	III	50 x 0.01 lb	12.5" x 14"	Digital Electronic
87-070	12/29/87	Ishida Scales Mfg. Co., Ltd.	NOVA-300L	Computing Scale	NOVA-150L	III	15 x .005 lb	285mm x 223mm	Digital Computing Scale
87-071	12/30/87	Avery Weighing Technology		Bench and Counter Scale	3359	III	60 x .02 lb	350mm x 350mm	Digital Bench Scale
			Optional capacity: 30 x 0.01 lb						
87-071A	09/22/88	Avery Weighing Technology		Bench and Counter Scale	3359	III	100 x 0.05 lb	350 mm x 350 mm	Digital Electronic
			Optional capacities: 30 x 0.01 lb, 60 x 0.02 lb						
87-072	03/10/88	Pelouze Scale Company		Bench and Counter Scale	PS75LR	III	75 x 0.1 lb	18" x 13"	Superceded by 87-072A2
87-072.A2 Amend	09/11/90	Pelouze Scale Company		Bench and Counter Scale	PS75L	III	See other models		Shipping Scale
							1,500	18" x 13"	
							PS75LR: 75 x 0.1 lb or 34 x 0.05 kg, PS75LXR: 75 x 0.1 lb or 34 x 0.05 kg, PS75LRI: 75 x 0.05 lb, PS75L: 75 x 0.01 lb, PS75L1: 75 x 0.05 lb.		
87-072A	09/11/90	Pelouze Scale Company		Bench and Counter Scale	PS75L Series	III	75 x 0.1 lb	18" x 13"	Superceded by 87-072A2
							PS75LR, 75 x 0.1 lb: PS75LXR, 75 x 0.1 lb: PS75LRI, 75 x 0.05 lb: PS75L, 75 x 0.1 lb: PS75L1, 75 x 0.05 lb		
87-072A2	04 25 90	Pelouze Scale Company		Bench and Counter Scale	PS75LRX	III	75 x 0.05 lb	18" x 13"	Shipping Scale



LISTING BY CERTIFICATE NUMBER

CC No.	Date	Company Name	Other Models	Device Type	Model	Accuracy Class	n	Capacity	Platform size	Comments	
87-073	12/30/87	Analogic Corporation		Indicating Elements	AN5315	III/III L	10,000			Digital Indicating Element	
87-074	12/30/87	Analogic Corporation		Indicating Elements	AN5316	III/III L	10,000			Digital Indicating Element	
87-075	12/30/87	Analogic Corporation		Indicating Elements	AN5322	III/III L	10,000			Digital Indicating Element	
87-076P	10/29/87	Loadometer Corporation		Wheel Load Weigher	Haenni WL101	III	400	20k x 50 lb	20' x 14"	Analog Wheel-load Weigher	
87-077	10/26/87	Gilbarco, Inc.		Retail Motor Fuel Dispenser	MPD-2 and MPD-3			99,999 gal		Superseded by 87-077A2	
87-077A2	02/12/90	Gilbarco, Inc.		Retail Motor Fuel Dispenser	AE, AK, AL, AP, AU			99,999 total gal			
				The Gilbarco model designation consists of a variety of entries based upon the dispenser configuration. The device is identified by the model designation AXXXXX where the XXXXX represents various device parameters. These devices are known by the generic names of MPD-2, MPD-3, and the MPD-ProBlender. Other capacities of series: \$999.99 Total Price, \$9,999 Unit Price							
87-078P	12/18/87	PAT Equipment Corporation		Wheel Load Weigher	SAW 10A	III	400	20k x 50 lb	28.75" x 20"	Digital Wheel-Load Weigher	
			Model SAW10A-2, Model SAW10C								
87-079	11/05/87	Tokheim Corporation	191	Service Station Consoles/ECR	185 Series (MEMS V)					Superseded by 87-079A1	
87-079A1	10/24/89	Tokheim Corporation		Service Station Consoles/ECR	185 Series (MEMS V)					Digital Electronic	
			185-X, 185M-X, 185S-X								
87-080P	11/30/87	Thurman Scale Company		Vehicle Scale	8530	III L	6,000	120k x 20 lb	70' x 10'	Load Cell Electronic	
			8510, 8520, 8530, 8540								
87-081	11/25/87	Kubota Corporation		Computing Scale	LA-ONE	III	3,000	30 x 0.01 lb	14.6" x 10.8"	Digital Computing Scale	
87-081A1	10/13/89	Kubota Corporation		Computing Scale	LA-150	III	5000	50 x .01 lb	14.6" x 10.8"	Digital Electronic	
			LA-ONE, capacity 30 x .01 lb n:3000								
87-082	11/16/87	BLH Electronics Inc		Indicating Elements	LCI	III/III L	10,000			Digital Indicating Element	

LISTING BY CERTIFICATE NUMBER

CC No.	Date	Company Name	Other Models	Device Type	Model	Accuracy Class	n	Capacity	Platform size	Comments
87-083P	04/07/88	Cardinal/Detecto Scale Mfr. Co.		Load Cell	50K-HDD	III L	10,000 M	50,000 lb		Column Compression Load Cell
87-084	10/02/89	Toledo Scale Corporation		Load Cell	725	III	6,000 M	500 - 2k lb		Bending Beam Load Cell
			Specific load cells are identified by the load cell capacities. Capacities (lb): 500, 1000, 2000							
87-084.A1	02/26/91	Toledo Scale Corporation		Load Cell	725	III	6,000	500 - 2000 lb		Bending Beam
87-084P	07/17/88	Toledo Scale Corporation		Load Cell	725 family	III	6000 M	500 to 2000 lb		Superseded by 87-084
			Capacities (lb): 500, 1000, 2000							
87-085	03/10/88	Revere Transducers, Inc.		Load Cell	SHB	III	3,000 S	20 - 1000 kg		Bending Beam and Shear Beam
			Capacities (kg): 20, 50, 100, 200, 500, 1000							
87-085.A1	03/28/91	Revere Transducers, Inc.		Load Cell	SHB	III & III L	S-Cell: 3000	20 - 1,000 kg		Bending Beam & Shear Beam
			The specific models of load cells covered by this certificate are SHB-X-Y-Z where X, Y, & Z, as applicable, are model numbering codes denoting capacity, classification, and electrical connection.							
87-086	03/10/88	Revere Transducers, Inc.		Load Cell	LCU	III	3,000 S	10 - 100 kg	30 - 250 lb	Bending Beam Load Cell
			Capacities: (kg) 10, 20, 30, 50, 100: (lb) 30, 50, 75, 125, 250							
87-086.A1	03/28/91	Revere Transducers, Inc.		Load Cell	LCU	III & III L	S-Cell: 3000	10-100kg/10-250lb		Bending KBeam
			The specific models of load cells covered by this certificate are LCU-X-Y-Z where X, Y, & Z, as applicable, are model numbering codes denoting capacity, classification, and electrical connection.							
87-087	08/17/89	Hottinger Baldwin Measurements, Inc		Load Cell	BBS	III	3,000 S	50 to 2500 lb		Bending Beam
			BBS-YYYYX500 thru BBS-YYYYX699 where YYY is the load cell capacity and XX is the cable length. Capacities (lb): 50, 100, 200, 250, 500, 1000, 2500							
87-087P	03/10/88	Hottinger Baldwin Measurements, Inc		Load Cell	BBS	III	3000 S	50 lb to 2500 lb		Superseded by 87-087
			BBS-YYYYX500 thru BBS-YYYYX699 where YYY is the load cell capacity and XX is the cable length; Capacities (lb): 50, 100, 200, 250, 500, 1000, 2500							
87-088	08/17/89	Hottinger Baldwin Measurements, Inc		Load Cell	UIT	III	3,000 S	50 to 3000 lb		Bending Beam
			UIT-YYYYX500 thru UIT-YYYYX699 where YYY is the load cell capacity and XX is the cable length. Capacities (lb): 50, 100, 200, 300, 500, 1000, 2000, 3000							
87-088P	03/10/88	Hottinger Baldwin Measurements, Inc		Load Cell	UIT	III	3000 S	50 to 3000 lb		Superseded by 87-088
			UIT-YYYYX500 thru UIT-YYYYX699 where YYY is the load cell capacity and XX is the cable length. Capacities (lb) 50, 100, 200, 300, 500, 1000, 2000, 3000							



LISTING BY CERTIFICATE NUMBER

CC No.	Date	Company Name	Other Models	Device Type	Model	Accuracy Class	n	Capacity	Platform size	Comments
87-094	05/24/88	Artech Industries, Inc.		Load Cell	70210	III/III L	5,000 M	5k - 50k lb		Double Ended Shear Beam
87-094.A1	03/07/91	Artech Industries, Inc.		Load Cell	70210	III/III L	5,000	5,000 to 50k lb		Double Ended Shear Beam
87-094A2		Artech Industries, Inc.		Load Cell	70210	III/III L	see below	see below		IN PROCESS
87-094P	01/27/88	Artech Industries, Inc.		Load Cell	70210	III/III L	5000 M	5000 to 50000 lb		Superseded by 87-094
87-095	07/25/88	Weigh-Tronix Inc		Load Cell	WBP	III	5000 M	125 and 250 lb		Bending Beam
87-095.A1		Weigh-Tronix, Inc		Load Cell	WBP					IN PROCESS
87-095P	01/11/88	Weigh-Tronix, Inc.		Load Cell	WBP	III	5000 M	125 and 250 lb		Superseded by 87-095
87-096	08/17/89	Hottinger Baldwin Measurements, Inc		Load Cell	PLC & PLX Series	III	3,000 S	2 to 200 lb		
					PLC-YYYY500 thru PLC-YYYY699 and PLX-YYYY500 thru PLX-YYYY699, where YYY is the load cell capacity and XX is the cable length. PLC-2XX, -5XX, -10XX, -20XX, -30XX, -50XX, -70XX, -100XX, -200XX; PLX-5XX, -10XX					
87-096PA	04/29/88	Hottinger Baldwin Measurements, Inc		Load Cell	PLC & PLX Series	III	3000 S	2 to 200 lb		Superseded by 87-096
					PLX-YYYY500 thru PLX-YYYY699, where YYY is the load cell capacity and XX is the cable length. Models: PLC-2XX, PLC-5XX, PLC-10XX, PLC-20XX, PLC-30XX, PLC-50XX, PLC-70XX, PLC-100XX, PLC-200XX, PLC-5XX, PLX-10XX. PLC capacity range 2 to 200 lb; PLX capacity range 5 to 10 lb					
87-097	01/11/88	Metro Equipment Corporation		Bench and Counter Scale	BD-125PK-XXX	III	560	125 lb x 4oz	13 1/2" x 20 1/2"	Mechanical Dial Bench Scale
					BD-25M-XXX, BD-50D-XXX, BD-50M-XXX, BD-125PK-XXX, BD-100M-XXX, BD-250-XXX					
87-098	10/02/89	Toledo Scale Corporation		Load Cell	742	III	6,000 M	1k - 20k lb		Shear Beam
					Capacities: 1000, 2500, 5000, 10000, 20000					

LISTING BY CERTIFICATE NUMBER

CC No.	Date	Company Name	Other Models	Device Type	Model	Accuracy Class	n	Capacity	Platform size	Comments
87-098.A1	02/26/91	Toledo Scale Corporation		Load Cell	742	III	MC-6,000	1000 - 20,000 lb		Shear Beam
		The specific load cells covered by this certificate, the accuracy classes, and number of divisions for each cell, are identified by the load cell capacity.								
87-098P	07/17/88	Toledo Scale Corporation		Load Cell	742	III	6000 M	1000 to 20000 lb		Superseded by 87-098
		Capacities (lb)- 1,000; 2,500; 5,000; 10,000; 20,000								
87-099	04/07/88	Gilbarco, Inc.		Retail Motor Fuel Dispenser	ABXXXX			99,999 gal		Electromechanical Dispenser
87-100	08/17/89	Toledo Scale Corporation		Computing Scale	8421	III	5,000	50 x 0.01 lb	10.75" x 14.6"	Digital Electronic
87-101	08/17/89	Toledo Scale Corporation		Bench and Counter Scale	8423	III	5000	50 x 0.01 lb		Bench Scale
87-102	04/12/88	Toledo Scale Corporation		Computing Scale	8430	III	600	6 x 0.01 lb	9" x 7"	Digital Computing Scale
87-103	03/25/88	Toledo Scale Corporation		Computing Scale	8431	III	3,000	30 x 0.01 lb	9.25" x 14.25"	Digital Computing Scale
87-103A	06/14/90	Toledo Scale Corporation		Computing Scale	8431	III	3000	30 x 0.01 lb	9.24" x 14.25"	Digital Electronic
87-104	08/21/90	Toledo Scale Corporation		Indicating Elements	8140	III/III L	10,000			Digital Indicating Element
87-105	07/25/88	Toledo Scale Corporation		Indicating Elements	M8141	III/III L	10,000			Digital Electronic
87-105.A1	07/22/91	Toledo Scale Corporation		Indicating Elements	M8141/8141	III/III L	10,000			Digital Electronic
87-106	04/07/88	Toledo Scale Corporation		Indicating Elements	8142	III/III L	10,000			Digital Indicating Element
87-107	10/02/89	Toledo Scale Corporation		Indicating Elements	M15000	III	10000	2000 x 0.02 lb		Digital Indicating
87-108	08/17/89	Toledo Scale Corporation		Bench and Counter Scale	2095	III	10000	400 x 0.5 lb	20" x 20"	Digital Electronic

LISTING BY CERTIFICATE NUMBER

CC No.	Date	Company Name	Other Models	Device Type	Model	Accuracy Class	n	Capacity	Platform size	Comments
87-109	06/16/89	Toledo Scale Corporation		Floor Scales	2185	III	8,000	1,600 X 0.2 lb	24 X 30 in	Load Cell Weighing Element
87-110	08/17/89	Toledo Scale Corporation		Floor Scales	2136	III	2000	1000 x 0.5 lb	19" x 28"	Lever System Load Cell
87-111	08/17/89	Toledo Scale Corporation		Floor Scales	2036	III	2500	250 x 0.1 lb	19" x 20"	Lever System Load Cell
87-112	08/17/89	Toledo Scale Corporation		Floor Scales	4182	III	2000	1000 x 0.5 lb		Portable Mechanical Beam Scale
87-113	01/11/88		DS-260, DS-261	Bench and Counter Scale	DS-260	III	3,000	300 x 0.1 lb	700 x 600 mm	Digital Bench Scale
87-114	01/11/88			Computing Scale	DS-380	III	3,000	30 x 0.01 lb	8" x 12.25"	Digital Computing Scale
87-115	12/29/87	Advance Scale Company		Printer	Auto-Scale 4000					Inbound/outbound vehicle scale
87-116P	08/17/89	Toledo Scale Corporation		Vehicle Scale	7551	III/III L	6000	120000 x 20 lb	70'x10' 2 section	
87-117	03/10/88	Western Scale Company Limited		Indicating Elements	DF-1000	III/III L	10,000			Digital Indicating Element
87-118	02/17/88			Prepackaging Scale	DPS 6000	III	3,000	30 x .01 lb	341 mm x 284 mm	Digital Prepackaging Scale
87-119	05/25/89	Weigh-Tronix, Inc.		Load Cell	WBT	III L	10,000 M	37500 to 75000 lb		Bending Beam
87-119A2	10/01/91	Weigh-Tronix, Inc.		Load Cell	WBT	III L				
87-119P	02/17/88	Weigh-Tronix, Inc.		Load Cell	WBT	III L	10000 M	37500 to 75000 lb		Superseded by 87-119
87-119PA	07/25/88	Weigh-Tronix, Inc.		Load Cell	WBT	III L	10,000 M	37500 to 75000 lb		Superseded by 87-119

LISTING BY CERTIFICATE NUMBER

CC No.	Date	Company Name	Other Models	Device Type	Model	Accuracy Class	n	Capacity	Platform size	Comments
87-120	07/25/88	Weigh-Tronix, Inc.		Load Cell	WBC WBC-250, WBC-500, WBC-1000, WBC-2500	III L	6,000 S	250 to 2500 lb		Bending Beam
87-120P	02/17/88	Weigh-Tronix, Inc.		Load Cell	WBC WBC-250, WBC-500, WBC-1000, WBC-2500	III L	10000 S	250 to 2500 lb		Superseded by 87-120
87-121	03/01/88	Weigh-Tronix, Inc.		POS Scale	4000-1	III	3,500	30 x 0.01 lb	12" x 14"	Superseded by 87-121A3
87-121-A4	06/13/91	Weigh-Tronix, Inc.		Indicating Elements	4000-1 & IS-4100	III	3500	see below	12" x 14"	Digital Electronic
87-121A	09/22/88	NCI Weigh-Tronix Inc.		Weight Classifier	4000-1	III	3500	30 x 0.01 lb	12" x 14"	
87-121A2	10/28/88	Weigh-Tronix, Inc.		Weight Classifier	4000-1	III	5,000	100 x 0.1lb	12" x 14"	Superseded by 87-121A3
87-121A3	01/30/90	Weigh-Tronix, Inc.		Weight Classifier	4000-1, 4100	III	5,000	100 x 0.1 lb	12" x 14"	Digital Elec. Wt. Classifier
87-122	02/17/88	TEC America, Inc.		Computing Scale	SL-57-301-n	III	3,000	30 x 0.01 lb	240 mm x 350 mm	Digital Computing Scale
87-123	05/03/88	National Semiconductor		Cash Register	300	III	3,000	30 x 0.01 lb	14.2" x 12.7"	Digital Cash Register
87-124	08/17/89	Toledo Scale Corporation		Service Station Consoles/ECR	262	III				Digital Electronic
88-001	03/01/88	Avery Weighing Technology		Computing Scale	A600	III	1,500	15 x .01 lb	13.75" x 8.75"	Superseded by 88-001A1
88-001A1		Avery Weighing Technology		Computing Scale	A600	III	3000	15 & 30 x 0.01 lb	13.75" x 8.75"	IN PROCESS

LISTING BY CERTIFICATE NUMBER

CC No.	Date	Company Name	Other Models	Device Type	Model	Accuracy Class	Capacity	Platform size	Comments	
88-002	04/07/88	Gilbarco, Inc.		Retail Motor Fuel Dispenser	AC4992AS1, AC6093, AC4093 AC4992S1		60 gal/min		Superseded by 88-226A2	
88-003	03/01/88	Gilbarco, Inc.		Retail Motor Fuel Dispenser	PAO24TC10, PAO24NC10				Superseded by 88-003A3	
88-003A	05/03/88	Gilbarco, Inc.		Retail Motor Fuel Dispenser	PAO24TC10, PAO24NC10				Superseded by 88-003A3	
88-003A2	02/10/89	Gilbarco, Inc.		Retail Motor Fuel Dispenser	PAO24TC10, PAO24NC10				Superseded by 88-003A3	
88-003A3	06/16/89	Gilbarco, Inc.		Service Station Consoles/ECR	PAO24TC10		40 gal/min			
88-004P	04/07/88	General Electrodynamics Corporation		Wheel Load Weigher	MD 500E	III	20k x 50 lb	18" x 14"	Superseded by 88-004P 5/15/90	
88-004P Amend	05/11/90	General Electrodynamics Corporation		Wheel Load Weigher	MD 500E	III	20,000 x 50 lb	18" x 14"	Digital Electronic	
88-005	03/10/88	NCR Corporation		Cash Register	2061-54XX				Stand Alone ECR	
88-006	03/10/88	NCR Corporation		Cash Register	2157-30XX				Digital Cash Register	
88-007	06/01/88	NCR Corporation		POS Scale	7050 Series 7050-XXXX, 7051-XXXX, 7070-XXXX, 7053-XXXX				Digital Electronic System	
88-008	10/02/89	Toledo Scale Corporation		Load Cell	743	III/III L	1k to 45k lb			
				Specific load cells are identified by the load cell capacity. Capacities: 1k, 3k, 5k, 10k, 20k, 45k						
88-008A1	02/26/91	Toledo Scale Corporation		Load Cell	743	III & III L	1000 - 45,000 lb		Shear Beam	
				Capacity: Class III, MC-5000/Class III L MCells-10,000						
88-008A2	10/29/91	Toledo Scale Corporation		Load Cell	743	III/III L	1,000 - 45,000 lb		Shear Beam	
				Capacity: Class III, MC-5000/Class III L, MC-10,000						



LISTING BY CERTIFICATE NUMBER

CC No.	Date	Company Name	Other Models	Device Type	Model	Accuracy Class	n	Capacity	Platform size	Comments
88-008P	07/17/88	Toledo Scale Corporation		Load Cell	743	III/III L	5k, 10k M	1k to 45k lb		Superseded by 88-008
88-009	03/09/91	Toledo Scale Corporation		Load Cell	752	III L	MC-10,000	50k to 100k		Compression
88-009P	11/14/88	Toledo Scale Corporation		Load Cell	752	III L	6000 M	50k to 100k lb		Superseded by 88-009PA1
88-009PA1	10/02/89	Toledo Scale Corporation	Capacities (lb): 50k, 100k	Load Cell	752	III L	10,000 M	50k-100k lb		Compression
88-010PN	03/01/88	Cardinal/Detecto Scale Mfr. Co.		Floor Scales	BSR and BSRL 56BSR, 58BSR, 59BSR, 108BSR, 109BSR, 15SBSR, 20SBSR, 30SBSR	III		5-150 TON	VARIOUS	Dormant Industrial Scale
88-011PN	03/01/88	Cardinal/Detecto Scale Mfr. Co.		Hopper Scale	FS Series FS-1F, -2F, -2.5F, -3F, -4, -5, -6, -7, -8, -9, -10, -11	III/III L		5000 - 300000 LB		Floor Tank & Hopper Mech. lev.
88-012PN	03/01/88	Cardinal/Detecto Scale Mfr. Co.		Vehicle Scale	SR and SRL Series 1018 SR: 1522 SR: 2024 SR: 3034 SR: 30343 SR: 40403 SR: 5050 SR: 5060 SR: 5070 SR: 501207 SR: 6045 SR: 6050 SR: 6060 SR: 8070 SR: 10060 SR: 100100 SR: 15070 SR. Capacity range 10-150 tons	III/III L		10-150 TONS	18'x 9'-100'x 10'	Mech. Lever Weighing Element
88-013PN	03/01/88	Cardinal/Detecto Scale Mfr. Co.		Vehicle Scale	ASR and ASRL 206-ASR: 208-ASR: 2010-ASR: 308-ASR: 3010-ASR: 3012-ASR	III/III L		30 Tons	12' x 10'	Mechanical axle load scales
88-014PN	03/01/88	Cardinal/Detecto Scale Mfr. Co.		Floor Scales	OLP Series OLP-505F, -505, -404F, -404	III		4,000	60" x 60"	Overhead Mech. Plat. Scale
88-015PN	03/01/88	Cardinal/Detecto Scale Mfr. Co.		Railroad Track Scale	RS, RSL, RSA & RSAL 6050-RSA, 6060-, 6070-, 6650-, 6660-, 7250-, 6080-, 6670-, 7260-, 7270-, 6680-, 7280-	III/III L		150-300 TONS	60'x 10'-72'x 10'	Railway Track Vehicle Scale
88-016PN	03/01/88	Cardinal/Detecto Scale Mfr. Co.		Hopper Scale	SH Series SH-1, -2, -3, -3.5, -4, -5, -6, -7, -8. Capacity range 1,000 to 100,000 lbs	III/III L		1,000 - 100,000lb		Suspension Hopper Lever Sys.
88-017PN	03/01/88	Cardinal/Detecto Scale Mfr. Co.		Livestock Scale	LS Series 31, LS51208, LS51408, LS51608, LS1016, LS1018, LS1022, 1030 S, 1530 S, 2026 S	III/III L		1.5 - 20 ton	8 x 3 - 26 x 14'	Mechanical Weighing Element

LISTING BY CERTIFICATE NUMBER

CC No.	Date	Company Name	Other Models	Device Type	Model	Accuracy Class	n	Capacity	Platform size	Comments
88-018P	03/14/88	Superior Load Cell		Load Cell	AW900	III L	5000 M	20K to 100K lb		Superseded by 88-018PA
88-018P2	09/26/88	Superior Load Cell	AW 900 and DSB-20 Series	Load Cell	AW900	III L	5,000 M	20 k to 100 k lb		Superseded by 88-018PA
88-018PA	04/07/88	Superior Load Cell		Load Cell	AW900	III L	10,000 M	20k- 100k lb		Superseded by 89-006P
88-019	06/28/88	Kubota Corporation		Bench and Counter Scale	KA-10-HB	III	3,500	150 x 0.05lb	13.9" x 19.7"	Digital Electronic
88-020	03/01/88	Weigh-Tronix, Inc.		Indicating Elements	560	III/III L	10,000			Digital Indicating Element
88-021	03/07/88	Ishida Scales Mfg. Co., Ltd.	MT-150, MT-60	Floor Scales	MT-300	III	3000	300 x 0.1 lb	550 mm x 400 mm	Digital Electronic
88-021A	01/25/89	Ishida Scales Mfg. Co., Ltd.		Bench and Counter Scale	MT-300	III	3,000	300 x 0.1 lb	550 mm x 400 mm	Digital Electronic
88-022	04/20/88	Gilbarco, Inc.	AC4982AS1, AC6083, AC4093	Retail Motor Fuel Dispenser	AC4982S1			99.999 gal		Superseded by 88-226A2
88-022A	05/03/88	Gilbarco, Inc.	AC4982AS1, AC6083, AC4093	Retail Motor Fuel Dispenser	AC4982S1			99.999 gal		Superseded by 88-226A2
88-023	03/24/88	A&D Engineering, Inc.		Indicating Elements	AD 4321A & B	III/III L	10,000			Digital Electronic
88-023.A1	03/07/91	A&D Engineering, Inc.	AD 4321 SS; AD 4321 MS	Indicating Elements	AD 4321A & AD 4321B	III/III L	10,000			Digital Electronic
88-024	08/08/91	CMI Weighing Equipment		Vehicle Scale	2PS11010	III L				

LISTING BY CERTIFICATE NUMBER

CC No.	Date	Company Name	Other Models	Device Type	Model	Accuracy Class	n	Capacity	Platform size	Comments
88-024A1	08/08/91	CMI Weighing Equipment		Vehicle Scale	2PS11010 2PS1510;2PS1610; 2PS2010; 2PS2410; 2PS3010; 2PS3510; 2PS4010; 2PS4610; 2PS56010; 2PS6010; 2PS7010;2PS8010; 2PS9010; 2PS9310; 2PS10010; 2PS11010; 2PS11610; 2PS12010; 2PS13010 & 2PS14010	III L	10,000	200,000 x 20 lb	110" x 10"; 6 secs	Load Cell Electronic
88-024P	09/09/88	CMI Weighing Equipment		Vehicle Scale	2PS11010 2FT11010, 2PS3510 2FT3510; 2PS4010 2FT4010, 2PS4610 2FT4610, 2PS6010 2FT6010, 2PS7010 2FT7010, 2PS8010 2FT8010, 2PS9010 2FT9010, 2PS9310 2FT9310, 2PS10010 2FT10010, 2PS11610 2FT11610, 2PS12010 2FT12010, 2PS13010 2FT13010, 2PS14010 2FT14010; Capacity range 60 to 100 tons	III L	10,000	200,000 x 20 lb	100' x 10'	Vehicle Scale Weighing Element
88-025	03/01/88	Weigh-Tronix, Inc.		Computing Scale	1150; 1151; 3420	III				UPC Labeling System
88-026	03/01/88	Weigh-Tronix, Inc.	3401 (remote display)	Computing Scale	3420	III	3,000	30 x 0.01 lb	12" x 12"	Digital Electronic
88-027	03/24/88	Scientech, Inc.		Jewelers' Balance	5550	II	50,000	50 x 0.01 g	4.5" Diameter	Digital Electronic
88-028	03/01/88	Cardinal/Detecto Scale Mfg. Co.		Computing Scale	PC-30 PC-10, -10 kg, -11, -11 kg, -20, -20 kg, -21, -21 kg, -30 kg, -31, -31 kg	III	3,000	30 x 0.01 lb	13" x 8"	Digital Computing Scale
88-028A1	08/21/90	Cardinal/Detecto Scale Mfg. Co.		Computing Scale	PC-30A	III	3,000	30 x 0.01 lbs	13" x 8"	Digital Electronic
88-028A2	05/05/92	Cardinal/Detecto Scale Mfg. Co.		Computing Scale	PC Series PC-10A, PC-10kg A, PC-11A, PC-11kg A, PC-20A, PC-20kg A, PC-21A, PC-21kg A, PC-30A, PC-30kg A, PC-31A, PC-31kg A. Capacities: 6 x 0.002 lb, 3 x 0.001 kg, 15 x 0.005 lb, 30 x 0.01 kg.	III	3,000	see below	13" x 8"	Digital Electronic
88-029	04/07/88	K-Tron		Computing Scale	9010 9010, 9010 N, 9010 P, 9020, 9020 N, 9020 P, 9030, 9030 U	III	3,000	30 x 0.01 lb		Digital Computing Scale
88-030P	04/07/88	UnibrIDGE Scale Systems		Vehicle Scale	UBSRH701040 UBXXH(R)YY40(CC) where XX may be PC, S, or C and where YY denotes length of scale and (R) and (CC) are options.	III L	10,000	200k x 20 lb	70' x 10'	Electronic Weighing Element
88-031	03/10/88	A&D Engineering, Inc.		Indicating Elements	AD4316	III/III L	10,000			Digital Indicating Element
88-032	11/01/88	John Chatillon & Sons Inc		Hanging Scale	7280XHT 7280 XHTR	III	600	150 x 1/4 lb		Dial hanging scale

LISTING BY CERTIFICATE NUMBER

CC No.	Date	Company Name	Other Models	Device Type	Model	Accuracy Class	Capacity	Platform size	Comments
88-033	03/07/91	Hottinger Baldwin Measurements, Inc	Load Cell	SB2 & SB3 capacity: multiple cells: 3,000 or 5,000 depending on capacity	III	see below	1,000 to 200,000		Shear Beam
88-033P	07/08/88	Hottinger Baldwin Measurements, Inc	Load Cell	SB2 & SB3 SB2-YYYYX500 through SB2-YYYYX699 and SB3-YYYYX500 through SB3-YYYYX699 where YYY is the load cell capacity and XX is the cable length.	III	3,000 M	1k - 200K lb		Shear Beam Load Cell
88-033P.A1	03/15/91	Hottinger Baldwin Measurements, Inc	Load Cell	SB2 & SB3	III				
88-034P	04/07/88	Superior Load Cell	Load Cell	LSB- and AW600-XXK Capacity (lb): 2,500, 5,000, 10,000, 15,000, 20,000	III L	5000 M	2500 to 20000 lb		Superseded by 88-034PA2
88-034PA2	02/23/90	Superior Load Cell	Load Cell	LSB & AW600 Series	III L	10,000 M	2.5 k -20 k lb		WITHDRAWN
88-035	03/23/88	Esselte Meto	Computing Scale	BLP 804	III	3,000	30 x 0.01 lb	255 mm x 355 mm	Digital Electronic
88-036	04/08/88	Thurman Scale Company	Vehicle Scale	8130 SAM Optional Capacities: 120,000 x 20 lb - Gross (35 ton sec.), 200,000 x 20 lb - Gross (45 & 60 ton sec.). Optional Sizes: 40' x 10', 50' x 10', 60' x 10', 80' x 10', 100' x 10'. Optional Model: 8140 Steel pitless with side rails.	III L	10,000	200k x 20 lb	70' x 10'	Mechanical Pipe Lever
88-037	03/01/89	Thurman Scale Company	Vehicle Scale	8120 Optional Model: 8110 (concrete deck). Optional Capacities: 100,000 x 20 lb, 45 ton sections: 30' x 10', 35' x 10', 40' x 10', 50' x 10', 60' x 10', 70' x 10', 80' x 10', 50' x 12', 60' x 12', 70' x 12'	III L	10,000	200k x 20 lb	60' x 10'	Mechanical Pipe-Lever System
88-037A.1		Thurman Scale Company	Vehicle Scale	8120					
88-038P	04/07/88	Interface, Inc.	Load Cell	SSB Capacities (lb): 50, 100, 250	III	3,000 S	50 - 250 lb		Shear Beam Load Cell
88-039	09/26/88	Weigh-Tronix, Inc.	Load Cell	WBC Capacities (lb): 250, 500, 1000, 2500	III	3,000 S	250 to 2500 lb		Bending Beam
88-039P	04/07/88	Weigh-Tronix, Inc.	Load Cell	WBC Capacities (lb): 250, 500, 1000, 2500	III L	5,000 S	250 - 25k lb		Superseded by 88-039

LISTING BY CERTIFICATE NUMBER

CC No.	Date	Company Name	Other Models	Device Type	Model	Accuracy Class	n	Capacity	Platform size	Comments
88-040P	04/07/88	Interface, Inc.		Load Cell	MB Series	III	3,000 S	10 - 100 lb		Shear Beam Load Cell
88-041	04/29/88	Revere Transducers, Inc.	MB-XXX-10A, -25A, -50A, -75A, -100A	Load Cell	STS	III	3000 S	50 to 2500 lb		Superseded by 88-041 3/29/89
88-041 Amended	03/29/89	Revere Transducers, Inc.		Load Cell	STS	III	3,000 S	50 to 2,500 lb		S-Type, Tension
88-041.A1	03/28/91	Revere Transducers, Inc.	Capacities (lb): 50, 100, 250, 500, 750, 1000, 2500	Load Cell	STS	III & III L	III & III L	50 - 2500 lb		S-Type Tension
88-042	03/01/89	Revere Transducers, Inc.		Load Cell	STS	III L	10,000 S	50 to 2,500 lb		S-Type, Tension
88-042.A1	03/28/91	Revere Transducers, Inc.		Load Cell	STS	III L	S-Cell 10000	50 to 2500 pds		S-Type, Tension
88-043	04/07/88	Gull Inc.		Vehicle Tank & LPG Meter	TTC					Computer System for LPG
88-044	03/29/88	Howe Richardson Division		Indicating Elements	9000	III	10,000			Digital Indicating Element
88-045	02/28/91	Toledo Scale Corporation		Vehicle Scale	Truckmate MV 1051	III L	10,000	100,000 x 20 lb	100' x 10'	Electronic Weighing Element
88-045P	06/02/88	Toledo Scale Corporation		Vehicle Scale	Truckmate MV 1051	III L	10,000	200,000 x 20 lb	100' x 10'	Electronic Weighing Element
88-046	08/30/88	Weigh-Tronix, Inc.		Load Cell	WBM	III L	6,000 M	37,500 -50,000 lb		Bending Beam

The specific models of load cells covered by this certificate are STS-X-Y-Z where X, Y & Z, as applicable are model numbering codes denoting capacity, classification, and electrical connection.

The specific models of load cells covered by this certificate are STS-X-Y-Z where S, Y and Z, as applicable, are model numbering codes denoting capacity, classification, and electrical connection.

Truck Transaction Computer - Model 1903 001 XXXX, Electronic Pulser - Model 903 003 XXXX, Calibration Module - Model 903 008 XXXX, Remote Indicator - Model 903 009 XXXX

Range of capacities from 60,000 to 200,000 lb. Range of platform sizes from 15' x 10' to 150' x 10'

WBM-37.5K, WBM-50.0K, WBM-75.0K Capacities (lb): 37,500 - 75,000

LISTING BY CERTIFICATE NUMBER

CC No.	Date	Company Name	Other Models	Device Type	Model	Accuracy Class	Capacity	Platform size	Comments
88-047	02/28/91	Toledo Scale Corporation	Vehicle Scale	7530	III L	200K x 20 lb	70' x 10'	Electronic Weighing Element	
			Other platform sizes: 12' x 10' to 70' x 10'. Other capacities: 60,000 to 200,000 lb. Other section capacity: 30 tons to 55 tons.			10,000		Other section capacity: 30 tons to 55 tons.	
88-047P	07/17/88	Toledo Scale Corporation	Vehicle Scale	7530	III L	200 k x 20 lb	70' x 10'	Electronic Weighing Element	
			Other platform sizes: 12' x 10' to 70' x 10'. Other capacities: 60,000 lb to 200,000 lb. Other section capacity: 30 tons to 55 tons			10,000		Other section capacity: 30 tons	
88-048	02/27/91	Toledo Scale Corporation	Vehicle Scale	7540	III L	60-162k lb x 20lb	see below	Load Cell Electronic	
			Platform sizes: 35" x 10" - 70" x 10"; 4 sections			6000			
88-048P	07/17/88	Toledo Scale Corporation	Vehicle Scale	7540	III L	120,000 x 20 lb	70'x 10'	Electronic V.S. Weigh Element	
			Range of capacities from 60,000 to 162,000 lb. Range of platform sizes from 35' x 10' to 70' x 10'. Maximum distance between sections 23'4". Other section capacity 35 tons. 45 tons			6,000			
88-049	02/27/91	Toledo Scale Corporation	Floor Scales	2255	III	20,000 lb	5' x 7'	Load Cell Electronic	
88-049P	07/17/88	Toledo Scale Corporation	Floor Scales	2255	III	20,000 lb	5' x 7'	Electronic Floor Scale	
			Optional capacity: 10,000 lb. Optional platforms: 4' x 4', 5' x 5'			5,000			
88-050	02/27/91	Toledo Scale Corporation	Floor Scales	2295	III	20,000 lb	5" x 6"	Load Cell Electronic	
			Toledo Model 742 (CC# 87-0989.A1)			5000			
88-050P	07/17/88	Toledo Scale Corporation	Floor Scales	2295	III	20,000 lb	5' x 6'	Electronic Floor Scale	
88-051	04/27/88	Hobart Corporation	Computing Scale	1841	III	30 x 0.01 lb		Digital Computing Scale	
88-052	04/27/88	Hobart Corporation	Prepackaging Scale	1865	III	30 x 0.01 lb		Digital Prepackaging Scale	
88-053	04/27/88	Hobart Corporation	Computing Scale	1870	III	30 x 0.01 lb		Digital Computing Scale	
			1871			3,000			
88-054	03/24/88	Kubota Corporation	Computing Scale	LA-320	III	15 x 0.01 lb	294 mm x 205 mm	Digital Electronic	

LISTING BY CERTIFICATE NUMBER

CC No.	Date	Company Name	Other Models	Device Type	Model	Accuracy Class	n	Capacity	Platform size	Comments
88-054A1	06/14/90	Kubota Corporation	Model LA-315	Computing Scale	LA-320	III	3000	20 x .01 lb	294 x 205 mm	Digital Electronic
88-055	03/24/88	Kubota Corporation		Computing Scale	LA-250	III	5,000	50 x .01 lb	270 mm x 370mm	Digital Electronic
88-056	05/26/88	Avery Weighing Technology		Prepackaging Scale	B700	III	3,000	30 x 0.01 lb	12" x 15.25"	Digital Prepackaging Scale
88-057P	04/07/91	General Electrodynamics Corporation		Wheel Load Weigher	MD 700	IIII	1,200	60k x 50 lb	2' - 7' x 30"	Portable Digitl Axle-Load Weigh
88-057P-A1	04/18/91	General Electrodynamics Corporation		Wheel Load Weigher	MD700	IIII	1,200	60k x 50 lb	2' - 7' x 30"	Portable Digitl Axle-Load Weigh
88-058	04/07/88	MOBBA	LX, L.S. LP1000, LD1000, LCB1000	Computing Scale	LD1000	III	3,000	30 x 0.01 lb	15.5" x 10.5"	Digital Computing Scale
88-059	02/16/90	Koltek, Inc		Vehicle Tank & LPG Meter	K10-A332X			9999.9 gallons		Milk Metering System for Milk
88-060	05/03/88	John Chatillon & Sons, Inc.		Hanging Scale	0028/A	III	960	30lb x 1/2oz	Pan	Mechanical Dial
										Optional Capacities: 60 lb x 1 oz, 30 lb x 1/2 oz, 15 kg x 0.02 kg. Other Distributor: Hobart Corporation, Models: PR30-1, -30-2, -30-3
88-061PN	10/11/88	Cardinal/Detecto Scale Mfg. Co.		Vehicle Scale	PRC and SRC Series	III L		60 'to 180'x 10'		Digital Electronic
										Modified Model Numbers XYYY-PRC-H and XYYY-SRC-I
88-062	04/27/88	Esselte Meto		Computing Scale	CB493	III	1,500	15 x 0.01 lb	8" x 12.5"	Digital Computing Scale
88-063P	06/28/88	Durline Scales and Mfg., Inc.		Vehicle Scale	EFT Series	III L	6,000	200,000 x 20 lb	65'x 10'	Load Cell Electronic
										EFTX-35603, -40603, -651004, -701004, -801004, -901004
88-064	04/27/88	Esselte Meto		Computing Scale	CP 501	III	3,000	30 x 0.01 lb	13.75" x 9.5"	Digital Computing Scale
88-065	04/20/88	Esselte Meto		Computing Scale	CS 491-1	III	3,000	30 x 0.01 lb	13.75" x 9.5"	Digital Computing Scale

LISTING BY CERTIFICATE NUMBER

CC No.	Date	Company Name	Other Models	Device Type	Model	Accuracy Class	Capacity	Platform size	Comments
88-066	04/20/88	Condec Consolidated Controls	Indicating Elements	UMC 2000 XX-XX UMC 2000-66, -2002-66, -2004-66, -2000 XX-XX, -2002 XX-XX, -2004 XX-XX, -2006 XX-XX, -2010 XX-XX, -2012 XX-XX	UMC 2000 XX-XX	III/III L	10,000		Digital Indicating Element
88-067	05/03/88	National Semiconductor	Cash Register	545			30 x 0.01 lb		Digital Cash Register
88-068P	05/26/88	Superior Load Cell	Load Cell	AW200 & SSB AW200, AW200A, SSB-1k, SSB-2.5k, SSB-5k	AW200 & SSB	III L	10,000 M		Superseded by 88-068PA2
88-068PA2	08/02/89	Superior Load Cell	Load Cell	AW200 & SSB AW200-1K, AW200-2.5K, AW200-5K, AW200A-1K, AW200A-2K, AW200A-4K, AW200A-5K, AW201A-1K, AW201A-2K, AW201A-4K, AW201A-5K, AW202-1K, AW202-2K, AW202-2.5K, AW202-4K, AW202-5K	AW200 & SSB	III L	10,000 M		Single Ended Shear Beam
88-069	04/27/88	Hobart Corporation	POS Scale	5018 RSD, 5018V, 5018V2	5018	III	30 x 0.01 lb		Digital Point-of-Sale Scale
88-069A1	09/24/90	Hobart Corporation	POS Scale	5018 RSD, 5018V, 5018V2.	5018	III	30 x 0.01 lb		Digital Point-of-Sale Scale
88-070	06/28/88	Condec Consolidated Controls	Indicating Elements	UMC 600 AA-AA	UMC 600 AA-AA	III/III L	10,000		Digital Electronic
88-071	08/30/88	Fairbanks Scales	Floor Scales	23-2500A, H23-2502A, H23-2502A, H23-2503A, H23-2503A	23-2500A Series	III	5,000		Load Cell Electronic
88-072	08/30/88	Fairbanks Scales	Floor Scales	23-2554A	23-2554A	III	2,500	4' x 5'	Load Cell Electronic
88-072A1	09/24/90	Fairbanks Scales	Floor Scales	23-2554A; 23-2554B; 23-2554C	23-2554	III	5,000		Load Cell Electronic
88-073	08/30/88	Fairbanks Scales	Indicating Elements	90-161A	90-161A	III/III L	10,000		Digital Electronic
88-074	09/12/88	Fairbanks Scales	Bench and Counter Scale	H70-4000-2, -4050-2, -4100A, -4100B	H70-4000	III	5,000		Bench Scale weighing element



LISTING BY CERTIFICATE NUMBER

CC No.	Date	Company Name	Other Models	Device Type	Model	Accuracy Class	n	Capacity	Platform size	Comments
88-075	09/22/88	Fairbanks Scales		Bench and Counter Scale	70-4070	III	2,000	200 x 0.1 lb	17" x 22"	Digital Electronic
			70-4170, capacity 600 x 0.2 lb, 1000 x 0.5 lb							
88-076	01/26/89	Fairbanks Scales	90-167-XX	Indicating Elements	90-164-XX	III/III L	10,000			Digital Electronic
88-077	10/21/88	Fairbanks Scales		Floor Scales	1125D	III	5,000	1000 x 0.2lb	23.5" x 17.75"	Lever system, load cell
88-078	01/25/89	Fairbanks Scales		Indicating Elements	90-110	III/III L	5,000			Digital Electronic
88-079	01/26/89	Fairbanks Scales		Indicating Elements	90-3045	III/III L	10,000			Digital Electronic
88-080P	05/03/88	Weigh-Tronix, Inc.		Vehicle Scale	FMTS 6010-60T	III L	6,000	120,000 lb	60' x 10'	Load Cell Electronic
					FMTS 4010-60T, -7010-60T, -8010-60T, -4012-60T, -6012-60T, -7012-60T					
88-081	05/03/88	Ohaus Corporation	I 20W	Indicating Elements	I 10	III	10,000			Superseded by 88-081A1
88-081A1	02/14/90	Ohaus Corporation	I 20W	Indicating Elements	I 10	III\ III L	10,000			Digital Electronic
88-082	05/25/89	Revere Transducers, Inc.		Load Cell	CSP	III/III L	3k, 10k S	25k to 200k lb	10k to 100k kg	Multi-Column Compression
					Capacities (kg): 10,000, 25,000, 40,000, 60,000, 100,000					
88-082.A1	03/28/91	Revere Transducers, Inc.		Load Cell	CSP	III & III L	see below	see below		Multi-Column Compression
					Max: S-Cell, Class III: 3,000 & S-Cell, Class III L: 10,000. Capacity: 10k - 100k kg & 25k - 200 k kg. The specific models of load cells covered by this certificate are CSP-X-Y-Z where X, Y & Z, as applicable, are model numbering codes denoting capacity, classification, and electrical connection.					
88-082P	09/09/88	Revere Transducers, Inc.		Load Cell	CSP	III/III L	3k, 10k S	25K to 200K lb		superseded by 88-082
88-083	05/26/88	Bennett Pump Company		Service Station Consoles/ECR	100			24 dispensers		Electronic Service Station POS

LISTING BY CERTIFICATE NUMBER

CC No.	Date	Company Name	Other Models	Device Type	Model	Accuracy Class	Capacity	Platform size	Comments
88-084	06/08/88	Systems Associates, Incorporated	NP1260, -2000, -2600	Railroad Track Scale	NP Series	III L	200,000 x 100 lb	4,000	Digital Railroad Scale
88-085	04/29/88	Southwest Pump Company	Service Station Consoles/ECR ECS Series						Digital Service Station Con.
88-086	05/04/88	Southwest Pump Company	ECS-1-800, -1A-800, -1-1200, -1A-1200, -1-1600, -1A-1600, -1-2000, -1A-2000, -1-2400, -1A-2400	Retail Motor Fuel Dispenser	2XX0-X-X-X series				Superseded by 88-086A
88-086A	02/10/89	Southwest Pump Company		Retail Motor Fuel Dispenser	2XX0-X-X-X Series		999,999 gal		Digital Electronic
88-087	06/13/88	General Electronic Systems, Inc.		Indicating Elements	4535	III		10,000	Digital Checkweigh Indicating
88-088	06/13/88	General Electronic Systems, Inc.		Indicating Elements	531	III/III L		10,000	Digital Indicating Element
88-088P	05/26/88	General Electronic Systems, Inc.		Indicating Elements	531	III/III L		10,000	Superseded by 88-088
88-089	05/25/89	Revere Transducers, Inc.		Load Cell	BSP	III/III L	100 to 5,000 lb	3k, 10k S	S-Type, Tension/Compression
88-089A1	03/28/91	Revere Transducers, Inc.		Load Cell	BSP	III & III L	100 - 5,000 lb	see below	Universal, Bending & Shear
88-089P	09/29/88	Revere Transducers, Inc.		Load Cell	BSP	III/III L	100 to 5,000 lb	3k, 10k S	Superseded by 88-089
88-090	06/28/88	Perkins Scale Corporation		Vehicle Scale	7060	III L	120,000 x 20 lb	6,000	Mechanical Lever System
88-091	11/02/90	Toledo Scale Corporation		Load Cell	760	III L	22,5 to 45,000 kg	10,000	Column Compression
88-091P	06/02/88	Toledo Scale Corporation		Load Cell	760	III L	22.5 and 45 kg	10,000 M	Column Compression Load Cell

Capacities (kg): 22,500, 45,000

LISTING BY CERTIFICATE NUMBER

CC No.	Date	Company Name	Other Models	Device Type	Model	Accuracy Class	Capacity	Platform size	Comments
88-092	09/09/88	Hecon Corporation		Printer	A0 516 Series				Ticket Printer
88-093	09/09/88	Hecon Corporation		Printer	A0 543				Ticket Printer
88-094P	09/09/88	Hecon Corporation		Printer	AO AND A6 Series AO 522 XXX, AO 523 XXX, A6 523 XXX				Electronic Modular
88-095	06/08/88	A&D Engineering, Inc.		Indicating Elements	AD 4323	III/III L	10,000		Digital Indicator
88-096	11/03/88	John Chatillon & Sons, Inc.		Bench and Counter Scale	13/A	III	130lb x 4oz	13.5" x 19"	Mechanical Lever-Spring Dial
88-096A1	10/24/89	John Chatillon & Sons, Inc.	Type 15	Bench and Counter Scale	13/A	III	520 x 1 lb	13.5" x 19"	Mechanical Lever Spring Dial
88-097	06/08/88	Applied Forces Corporation		Indicating Elements	F3, F4, F5, and F6	III/III L	10,000		Digital Indicator
88-097A1	09/11/90	Applied Forces Corporation		Indicating Elements	F3, F4, F5, F6	III/III L	10,000		Digital Electronic
88-098	07/17/88	Measurement Systems International		Crane Scale	MSI-4260-01	III L	5000	50,000 x 10 lb	Superseded by 88-098A
88-098A	04/19/89	Measurement Systems International	Range of capacities: 5k to 70k lb	Crane Scale	MSI-4260-01	III L	5,000	50,000 x 10 lbs	Digital Crane Scale
88-099	06/28/88	Wisconsin Electrical Mfgr. Co., Inc	HMB-3000	Indicating Elements	HML-3000	III L	10,000		Digital Electronic
88-100	06/28/88	Flex-Weigh Corporation		Floor Scales	FLB FLB2424-5K, -2424-1K, -3030-5K, -3030-1K, -3030-2K, -3636-2K, -3636-1K, -3846-5K, -3846-2K, -3846-1K, -4848-5K, -4848-1K, -4860-5K, -4860-2K, -4860-1K, -4872-5K, -4872-2K, -4872-1K, -4872-10K, -6060-5K, -6060-2K, -6060-1K, -6072-5K, -6072-2K, -6072-10K	III	5,000	500 - 10k lb	Flexure Lever, Load Cell
88-100A1	03/16/92	Flex-Weigh Corporation		Indicating Elements	FLB SERIES	III	5,000	500 - 10,000 lb	Flexure Lever, Load Cell

LISTING BY CERTIFICATE NUMBER

CC No.	Date	Company Name	Other Models	Device Type	Model	Accuracy Class	Capacity	Platform size	Comments
88-101				NO DEVICE TYPE					NOT ISSUED
88-102	07/25/88	Electronic Scales International	JK700 JK701aa, -702aa, -703aa, -704aa, -705aa, -706aa	Computing Scale	JK700	III	30x .01 lb	10" x 16"	Digital Electronic
88-103	05/24/88	Pacific Scale Co., Inc.	TNL 3636-2K, Capacity 2,000 x .5 lbs	Floor Scales	TNL 4848-2K	III	2000 x 0.5 lb	48" x 48"	Full Electronic
88-104	05/25/88	Weigh-Tronix, Inc.	BS 1414, BS 1818, BS 2424	Bench and Counter Scale	BS 2020	III	100 x .02 lb	20" x 20"	Elect. Bench Scale Weigh Ele.
88-104A1	01/25/89	Weigh-Tronix, Inc.	BS 2424	Bench and Counter Scale	BS 2020	III	See models field	See models field	Electronic Weighing Element
88-105	05/24/88	Omron Systems of America		Cash Register	RS 5510				Superseded by 88-105A
88-105A	09/22/88	Omron Systems of America	RS 5515	Cash Register	RS 5510 & RS 5541				Stand Alone
88-106	06/09/88	Cardinal/Detecto Scale Mfr. Co.	854F-50P, -50K, -50PK, -100P, -100PK	Floor Scales	854F-100P	III	1,000 lb	19" x 28"	Mechanical Lever Floor Scale
88-106A1	08/21/90	Cardinal/Detecto Scale Mfr. Co.	500 - 1000 lb; 200 - 500 kg	Bench and Counter Scale	854P	III	see below	19" x 28"	Full Mechanical
88-107	06/09/88	Cardinal/Detecto Scale Mfr. Co.	854F-50P, -50K, -50PK, -100P, -100PK	Floor Scales	854F-100P	III	1,000 lb	19" x 28"	Mechanical Lever Floor Scale
88-108	06/09/88	Cardinal/Detecto Scale Mfr. Co.	954F-100P, -50K, -100PK	Floor Scales	954F-100P	III	2,000lb	28" x 28"	Mechanical Lever Floor Scale
88-108A1	08 21 '90	Cardinal/Detecto Scale Mfr. Co.	8950F, -5950F - Full Mechanical; 954F-100P, 954F-500K, 954F-100PK	Floor Scales	954F	III	2000 lb	28"x28"	Mechanical portable floor scal

LISTING BY CERTIFICATE NUMBER

CC No.	Date	Company Name	Other Models	Device Type	Model	Accuracy Class	n	Capacity	Platform size	Comments
88-109	06/09/88	Cardinal/Detecto Scale Mfg. Co.	954F-100P, -50K, -100PK	Floor Scales	954F-100P	III	4,000	2,000 lb	28" x 28"	Mechanical Lever Floor Scale
88-109A1	03/26/92	GSE, Inc.	4430; 4432; 4434; 4442; 4444; 4446; 4450; 4452; 4454	Bench and Counter Scale	4400 Series	III	3000	20 - 1000 lb	12"x12" - 24"x24"	Digital Electronic
88-110	06/09/88	Cardinal/Detecto Scale Mfg. Co.		Hanging Scale	40 S	III	512	32 lb x 1 oz	Com. Pan	Mechanical Dial Hanging Scale
88-111	06/09/88	Cardinal/Detecto Scale Mfg. Co.		Hanging Scale	40 S	III	512	32 lb x 1 oz	Com. Pan	Mechanical Dial Hanging Scale
88-112	06/09/88	Cardinal/Detecto Scale Mfg. Co.		Bench and Counter Scale	6900-4 and 6900-80 6900-4, 6901-4, 6900-8, 6901-8, 6900-40, 6901-40, 6900-80, 6901-80	III	4,000	4 x 0.001 lb	8" Diameter	Digital Bench Scale
88-113	06/09/88	Cardinal/Detecto Scale Mfg. Co.		Bench and Counter Scale	6900-4 and 6900-80 6900-4, 6901-4, 6900-8, 6901-8, 6900-40, 6901-40, 6900-80, 6901-80	III	4,000	4lb - 80lb	8" Diameter	Digital Bench Scale
88-114	06/08/88	Pennsylvania Scale Company		Indicating Elements	5600	III/III L	5,000			Digital Indicating Element
88-114.A1		Pennsylvania Scale Company		Indicating Elements	5600					IN PROCESS
88-115	06/17/88	Pennsylvania Scale Company		Printer	PS400					Dot Matrix Ticket Printer
88-116	06/17/88	Pennsylvania Scale Company		Printer	PS400-T					Dot Matrix Ticket Printer
88-117	06/17/88	Pennsylvania Scale Company		Printer	P100					Dot Matrix Tape Printer
88-118	06/02/88	IBM Corporation	4683-001 POS terminal (Primary), 4680 Series 4683-002 POS terminal (Satellite)	POS Scale						POS System/Controller
88-119	09 09 88	Sartorius Corporation	L420S-*U2, L220S-*U2, L2200S-*U2, L2200S-XU2, L310-*U2, L310-XU2, L610-*U2, L610-XU2	Jewelers' Balance	L Series	II	42,400	424 g	5" dia.	Grain Test Scale

LISTING BY CERTIFICATE NUMBER

CC No.	Company Name	Other Models	Device Type	Model	Accuracy Class	Capacity	Platform size	Comments
88-120	Sartorius Corporation		Jewelers' Balance	U and X Series U6100-*U2, U6100-XU2, U6-*U2, U6-XU2, X1493-*U2, X1493-XU2, X1493-XU2.1	II	6,100 g	5" dia.	Digital Electronic
88-121	Sartorius Corporation		Jewelers' Balance	E and I Series E4800S-*U2, I4800S-*U2, I1000S-*U2, E12000S-*U2, E12S-*U2, I12000-*U2, I12S-*U2, I6800-*U2, I6-*U2	II	4840 g	235 mm x 190 mm	Grain Test Scale
88-122	Sartorius Corporation		Jewelers' Balance	P Series P500-*U2, P5-*U2	II	505 g	110 mm Diameter	Grain Test Scale
88-123	Sartorius Corporation		Jewelers' Balance	H and G Series H51-*U2, H120-*U2, H310-*U2, G150D-*U2	II	31 g	63 mm Diameter	Grain Test Scale
88-124	Sartorius Corporation		Bench and Counter Scale	I Series I24-*U2, I16000-*U2	II	24.2 kg	11.75 " x 9.25 "	Digital Electronic
88-125	Sartorius Corporation		Bench and Counter Scale	F Series Class II scales: F61S-*U2**B, F61S-XU2**B, F150S-*U2, F150S-XU2, F300S-*U2, F300S-XU2. Class III scales: F61S-*U3**B, F61S-XU3**B	II/III	61 kg	23.5 " x 31.5 "	Digital Electronic
88-126	Revere Transducers, Inc.		Load Cell	LCT-50	III/III L	50,000 lb		Single Column Tension
88-126.A1	Revere Transducers, Inc.		Load Cell	LCT-50	III & III L	50,000 lb		Single Column Tension
88-126P	Revere Transducers, Inc.		Load Cell	LCT-50	III/III L	50,000 lb		Superseded by 88-126
88-127			NO DEVICE TYPE					NOT ISSUED
88-128	Gilbarco, Inc.		Retail Motor Fuel Dispenser	MPD-1		99,999 gal		Superseded by 89-019A1
88-129	Gilbarco, Inc.		Retail Motor Fuel Dispenser	Salesmaker-4 & 2		99,999 gal		Digital Electromechanical

Max: S-Cell, Class III: 3,000 & S-Cell, Class III L: 10,000. The specific models of load cells covered by this certificate are LCT-50-X-Y-Z where X, Y, & Z as applicable, are model numbering codes denoting capacity, classification, and electrical connection.

LISTING BY CERTIFICATE NUMBER

CC No.	Date	Company Name	Other Models	Device Type	Model	Accuracy Class	Capacity	Platform size	Comments
88-130	03/12/92	Cardinal/Detecto Scale Mfr. Co.	Bench and Counter Scale XTD-4638; XTD-4848; XTD-6048; XTD-6060; XTD-7248; XTD-7260; XTD-7654; XTD-8460 & XTD-9672			III	6500	see certificate	Dormant Mechanical
88-130PN	08/31/88	Cardinal/Detecto Scale Mfr. Co.	Floor Scales XTD-4638, -4848, -6048, -6060, -7248, -7260, -7654, -8460, -9672			III	6500 lb		Dormant Mechanical
88-131	03/12/92	Cardinal/Detecto Scale Mfr. Co.	Bench and Counter Scale XD-4638; XD-4848; XD-6048; XD-6060; XD-7248; XD-7260; XD-7654; XD-8460 & XD-9672			III	6500	see certificate	Dormant Mechanical
88-131PN	08/31/88	Cardinal/Detecto Scale Mfr. Co.	Floor Scales XD Series XD-4638, -4848, -6048, -6060, -7248, -7260, -7654, -8460, -9672			III	6500 lb		Dormant Mechanical
88-132PN	08/31/88	Cardinal/Detecto Scale Mfr. Co.	Floor Scales SCD and SCDF Series SCD-4638, -4848, -6048, -6060, -7248, -7260, -7654, -8460, -9672, -10884, -12096			III	12,500 lb		Dormant Mechanical
88-133PN	06/17/88	Cardinal/Detecto Scale Mfr. Co.	Indicating Elements 3200, 3250, 3300, 3025, 3050, 3075, 3500			III	1,200		Mechanical Dial Indicator
88-134PN	06/17/88	Cardinal/Detecto Scale Mfr. Co.	Bench and Counter Scale 2200 DB, 2200 AB, 2201 DD, 2201 AD, 2202 DE, 2202 AE, 2202 DEDX, 2202 AEDX, 2203 DF, 2203 AF, 2203 AFDX, 2203 AFDX, 2205 DJ			III	50 - 125 lb	18" x 20"	Mechanical Dial Bench Scale
88-135PN	06/17/88	Cardinal/Detecto Scale Mfr. Co.	Vehicle Scale PR and PRL Series 2020 PR, 2030 PR, 2530 PR, 3030 PR, 3540 PR, 3550 PR, 2020-40 PR, 2020-50 PR, 2525-50 PR, 3030-50 PR, 3535-50 PR, 3030-60 PR, 3535-60 PR, 2525-65 PR, 3030-65 PR, 3535-65 PR, 2525-80 PR, 3030-80 PR, 3535-80 PR, 2525-100 PR, 3030-100 PR, 3535-100 PR			III L	20-100 ton		Portable Mech. Vehicle Scale
88-136PN	06/17/88	Cardinal/Detecto Scale Mfr. Co.	Vehicle Scale PSR and PSRL Series 2020 PSR, 3020 PSR, 3030 PSR, 4035 PSR, 5035 PSR, 2020-40 PSR, 2020-50 PSR, 2525-50 PSR, 3030-50 PSR, 3535-50 PSR, 3030-60 PSR, 3535-60 PSR, 2525-65 PSR, 3030-65 PSR, 3535-65 PSR, 2525-80 PSR, 3030-80 PSR, 3535-80 PSR, 2525-100 PSR, 3030-100 PSR, 3535-100 PSR			III L	20-100 ton		Portable Mech. Vehicle Scale
88-137PN	07/25/88	Cardinal/Detecto Scale Mfr. Co.	Weightbeam Beam Numbers: 182, 170, 170A, 15, 180, 180A, 16, 120, 130, 130A, 140, 150, 160, 161, 162, 163, 3TM, 182M, 13M, 170M-5, 170M-2, 180M-5, 180M-2, 120M-5, 130M-5, 135M, 140M			III			Mechanical Type Registering
88-138PN	07/25/88	Cardinal/Detecto Scale Mfr. Co.	Weightbeam Beam numbers: 190, 200, 210, 220, 230, 240, 250, 260, 270, 280, 290, 300, 310			III			Direct Reading Full Capacity

LISTING BY CERTIFICATE NUMBER

CC No.	Date	Company Name	Other Models	Device Type	Model	Accuracy Class	Capacity	Platform size	Comments
88-139P	07/05/88	Cardinal/Detecto Scale Mfr. Co.		Weighbeam		III			Compound Full Capacity
88-139PN	07/25/88	Cardinal/Detecto Scale Mfr. Co.		Weighbeam	SEE CERTIFICATE Beam numbers: 3, 12, 40, 50, 60, 70, 80, 90, 91, 92, 93, 94, 95, 96, 97, 98, 100, 110, 115, 125, 2M, 3M, 12M, 100M, 110M, 50M, 60M, 65M, 70M	III			Compound Full Capacity
88-140PN	07/25/88	Thurman Scale Company		Indicating Elements	320 and 325	III	1,200		Dial Indicator
88-141PN	07/25/88	Thurman Scale Company		Hopper Scale	TTS Series	III			Mecahnical Lever System
88-142PN	07/25/88	Thurman Scale Company		Hopper Scale	TBS Series	III			Hopper and Tank Scales
88-143PN	06/17/88	The A. H. Emery Company		Vehicle Scale	TBS 2 3 4 5 6 7 8 9 10 11 12 13 Econoweigh 22 Series 22-2020, -2520, -2525, -3025, -3030, -4030, -4035, -5035	III L	20 - 50 tons	20' - 35' x 10'	Mechanical Vehicle Scale
88-144PN	07/17/88	The A. H. Emery Company		Vehicle Scale	Econoweigh 24 Series 24-5050, -5060, -6050, -6060, -6070, -8060, -8070	III L	50-80 ton	50' - 70' x 10'	Mechanical Vehicle Scale
88-145PN	07/17/88	The A. H. Emery Company		Vehicle Scale	Portaweigh 34 Series 34-4040, -5040, -5050, -5060, -6050, -6060, -6070, -8060, -8070, -10060, -10070	III L	40-100 ton	40'-70' x 10'	Portable Mech. Vehicle Scale
88-146PN	07/17/88	The A. H. Emery Company		Vehicle Scale	Roadweigh 12 Series 12-208, -2010, -308, -3010, -3012, -2524, -2534, -3024, -3034, -5034	III L	20 - 50 tons	8'-34' x 10'	Mechanical Vehicle Scale
88-147PN	07/17/88	The A. H. Emery Company		Vehicle Scale	Roadweigh 14 Series 14-5045, -5050, -5060, -5070, -6050, -6060, -6070, -8060, -8070, -10060, -10070	III L	50-100 ton	45'-70' x 10'	Mechanical Vehicle Scale
88-148PN	07/17/88	The A. H. Emery Company		Vehicle Scale	Portaweigh 32 Series 32-208, -2010, -308, -3010, -3012, -2520, -3020, -3025, -3030, -4025, -4030, -4035, -5035, -6035	III L	20-60 tons	8'-35' x 10'	Portable Mechanical V.S.
88-149PN	07/17/88	Winslow Scale Company	TR 10, TRA-50	Weighbeam	TR Series	III/III L	51k & 120k lb		Type Registering Weighbeam



LISTING BY CERTIFICATE NUMBER

CC No.	Date	Company Name	Other Models	Device Type	Model	Accuracy Class	n	Capacity	Platform size	Comments
88-150	03/13/90	John Chatillon & Sons, Inc.		Bench and Counter Scale	PBB Series	III	See Below	135 lb - 35 kg	12" x 17"	Superseded by 88-150 5/4/90
			PBB 135, PBB 52, PBB 52kg, PBB 26kg							
88-150 Amended	05/04/90	John Chatillon & Sons, Inc.		Bench and Counter Scale	PBB Series	III		26 kg - 135 lb	12" x 17"	Mechanical Lever System
			PBB 135 135 lb, PBB 52 lb, PBB 52KG 52kg, PBB 26KG 26 kg							
88-150PN	06/28/88	John Chatillon & Sons, Inc.		Bench and Counter Scale	PBB Series	III		135lb - 52kg	12" x 17"	Superseded by 88-150
88-151	08/07/91	John Chatillon & Sons, Inc.		Floor Scales	HB-1000-BA	III L	2000	1000 x 0.5 lb	18" x 27"	Mechanical Lever System
88-151PN	06/28/88	John Chatillon & Sons, Inc.		Floor Scales	HB-1000-BA	III	2,000	1k x 0.5 lb	18" x 27"	Portable Mechanical Lever Sys.
			HB 1000 BM Capacity 500 kg x 0.2 kg							
88-152	05/01/89	Fairbanks Scales		Vehicle Scale	12-87XX Series	III L	10000	120k & 200 k lb		Load Cell Electronic
			12-8724-S, -8724-C, -8726-S, -8726-C, -8727-S, -8727-C, -8728-S, -8728-C, -8729-S, -8729-C							
88-153PN	06/17/88	Fairbanks Scales		Livestock Scale	11-3300 Series	III L		10 tons	8' - 9' x 15'	Mechanical Livestock Scale
88-154PN	06/17/88	Fairbanks Scales		Vehicle Scale	11-3000 Series	III L		15 - 80 tons	22' x 9' - 60' x 10'	Mechanical Lever Vehicle Scale
			11-3116, -3141, -3153A, -3157, -3158, -3381, -3342, -3344, -3446, -3484, -3352, -3354, -3356, -3394, -3482, -3485							
88-155PN	06/17/88	Fairbanks Scales		Weighbeam	50-5361	III L		100,000 lb		Type Registering Weighbeam
88-156PN	06/17/88	Fairbanks Scales		Floor Scales	41-3132 Series	III	2000	1,000lb	18" x 27"	Portable Mech Floor Scale
			41-3132, -3132-A02, -3132-A03, -3132-A21							
88-157PN	06/17/88	Fairbanks Scales		Livestock Scale	11-6100 Series	III L		5 - 20 ton	14' x 8'	Mechanical Levertronic
			The following model designations carry a prefix of 11- or 14-. The 11- models are mechanical scales. The 14- models are levertronic (lever system with load cell) scales (e.g. 11-6186A is mechanical and 14-6186A is levertronic). Models: 6186A, 6187A, 6188A, 6189A, 6190W, 6190, 6192A, 6197A, 6198, 6199.							
88-158		Fairbanks Scales		Vehicle Scale	11-4300 Series	III L		30-75 ton	10" x 10"	IN PROCESS
			11-4300, -4301, -4302, -4303, -4311, -4306, -4304, -4307, -4308, -4305, & 4309.							

LISTING BY CERTIFICATE NUMBER

CC No.	Date	Company Name	Other Models	Device Type	Model	Accuracy Class	Capacity	Platform size	Comments
88-158PN	06/17/88	Fairbanks Scales		Vehicle Scale	11-4300 Series 11-4300, -4301, -4302, -4303, -4311, -4306, -4304, -4307, -4308, -4305, -4309	III L	30-75 ton	10' x 10'	Mechanical Levertronic
88-159PN	06/17/88	Fairbanks Scales		Floor Scales	14-2000 Series	III	8,000lb		Weighing Element
88-160PN	10/12/88	Fairbanks Scales		Vehicle Scale	13-8200 Series 13-8241, -8246, -8251, -8261, -8266, -8271, -8276, -8281	III L	60 to 80 ton		Portable Mech/Levertronic
88-161	07/25/88	Tuthill Corporation		Service Station Consoles/ECR	500 Series 520 or 527-SP, 521 or 528-SP, 540 or 547-SP, 541 or 548-SP, 580 or 587-SP, 581 or 588-SP		9999.99 gal		Service Station Controller
88-162	07/17/88	Gilbarco, Inc.		Printer	PAO 16300				Dot Matrix Tape Printer
88-163	07/25/88	Hugin Sweda, Inc.	5430	Cash Register	5420				Electronic Stand Alone
88-164	07/25/88	Hugin Sweda, Inc.		Cash Register	6700				Electronic Stand Alone or CPU
88-165				NO DEVICE TYPE					NOT ISSUED
88-166P	08/30/88	Cardinal/Detecto Scale Mfg. Co.		Load Cell	Z	III/III L	250 - 1000 lb		Tension
88-167PN	10/12/88	Fairbanks Scales		Vehicle Scale	11-7100 Series 11-7181, 11-7182, 11-7183	III L	20 - 30 tons	12'x 10'	Mechanical Lever System
88-168PN	10/12/88	Fairbanks Scales		Livestock Scale	V Series V18-1015-220, V22-1015-220, V35-10353325, V20-1015-220	III L			Mechanical Lever System
88-169	09/09/88	CMI Weighing Equipment		Vehicle Scale	2C-XXXX Series 2C-4010, -4610, -6010, -7010, -8010, -9010	III L	100 ton	60' x 10'	Weighing Element



LISTING BY CERTIFICATE NUMBER

CC No.	Date	Company Name	Other Models	Device Type	Model	Accuracy Class	Capacity	Platform size	Comments
88-178A1	03/25/92	Howe Richardson Division		Vehicle Scale	34 SERIES	III L	70K - 200k lb	see certificate	Load Cell: Electronic
88-179	09/22/88	Avery Weighing Technology	8638, 8636	Computing Scale	1770	III	30 x 0.01 lb	9.5" x 11.5"	Digital Electronic
88-179.A1	03/07/91	Berkel Incorporated		Computing Scale	1770	III	30 x 0.01 lb	9.5" x 11.5"	Digital Computing
88-180	09/23/88	Avery Weighing Technology	1791A, 1791C, 1791E	Computing Scale	1791	III	30 x 0.01 lb	344 mm x 280 mm	Digital Electronic
88-181	08/30/88	Berkel Incorporated	680 CW MKII	Bench and Counter Scale	680 MKII	III	30 x 0.01 lb	384 mm x 280 mm	Digital Electronic
88-182	08/30/88	Ohio Valley Scale & Equipment Corp.		Floor Scales	PLP-3026-1.2	III	1200 x 0.5lb	30" x 38.6"	Portable Electro-mechanical
88-183	09/22/88	Exact Equipment Corporation	960S, 960T, 960L	Prepackaging Scale	960	III	30 x 0.01 lb	16" x 10"	Digital Computing
88-184	09/22/88	Exact Equipment Corporation		Prepackaging Scale	920	III	50 x 0.01 lb	270 mm x 400 mm	Superseded by 88-184A
88-184A	05/01/89	Exact Equipment Corporation		Prepackaging Scale	951	III	50 x 0.01 lb	270 mm x 400 mm	Digital Electronic
88-185	11/14/88	CompuWeigh		Bulkweighing System	Compudraft Ser 2000	III			IN PROCESS
88-185A1		CompuWeigh		Bulkweighing System	Compudraft Ser 2000	III			
88-186	08/30/88	John Chatillon & Sons, Inc.	DPA150, capacity 150 x 0.05 lb. DPA600, capacity 600 x 0.2 lb	Bench and Counter Scale	DPA300	III	300 x 0.1 lb	15.5" x 15.5"	Digital Electronic
88-187	11/01/88	Santorius Corporation		Jewelers' Balance	X1493-X	II	6,100 x 0.1g	5.9" x 4.6"	Explosion Proof Electronic
88-188	10/28/88	GSE, Inc.		Indicating Elements	620	III	2,500		Digital Electronic

LISTING BY CERTIFICATE NUMBER

CC No.	Date	Company Name	Other Models	Device Type	Model	Accuracy Class	n	Capacity	Platform size	Comments
88-188A1	03/26/92	GSE, Inc.		Indicating Elements	620	III	3000			Digital Electronic
88-189	01/25/89	GSE, Inc.		Bench and Counter Scale	622	III	5,000	10 to 100 lb		Digital Electronic
88-190	12/20/88	GSE, Inc.	4430, 4432, 4434, 4442, 4444, 4446, 4450, 4452, 4454	Bench and Counter Scale	4400 Series 4400, 4404, 4406, 4408, 4410, 4412, 4414, 4416, 4418, 4420, 4422, 4424, 4426, 4428, 4430, 4432, 4434, 4442, 4444, 4446, 4450, 4452, 4454	III	2,500	20 lb to 1,000 lb	12-18" to 24-24"	Digital Electronic
88-191	10/28/88	Toledo Scale Corporation		Printer	350					Electronic Programmable Label
88-192	09/22/88	Toledo Scale Corporation		Printer	8804					Dot Matrix
88-193	10/28/88	Toledo Scale Corporation		Printer	8840-1					Dot Matrix
88-194	09/22/88	Toledo Scale Corporation		Printer	8860					Thermal Electronic
88-195	10/28/88	Toledo Scale Corporation		Printer	314T					Electronic Label Printer
88-196	09/22/88	Toledo Scale Corporation		Printer	8855					Dot Matrix Tape
88-197	09/22/88	Toledo Scale Corporation		Printer	MP 750					Electronic Dot Matrix Ticket
88-198				NO DEVICE TYPE						NOT ISSUED
88-199				NO DEVICE TYPE						NOT ISSUED
88-200				NO DEVICE TYPE						NOT ISSUED
88-201				NO DEVICE TYPE						NOT ISSUED
88-202	10/04/88	Mettler Instrument Corporation		Grain Test Scale	PM 2200-1/49	II	21,000	0 - 200 x 0.01 g	13cm diameter	Digital Electronic
88-203	09/13/88	Ohaus Corporation	LB30, LB60, LB100, LB150. Capacities (lb): 30 - 150	Bench and Counter Scale	LB100	III	5,000	100 x 0.02 lb	14" x 17"	Load Cell Electronic

LISTING BY CERTIFICATE NUMBER

CC No.	Date	Company Name	Other Models	Device Type	Model	Accuracy Class	n	Capacity	Platform size	Comments
88-204	09/22/88	Ohaus Corporation	WB10, WB25	Bench and Counter Scale	WB50	III	5,000	50 x 0.01 lb	12" x 12"	Load Cell Electronic
88-205	09/13/88	Ohaus Corporation	WBS 10 and WBS 25	Bench and Counter Scale	WBS50	III	2,500	50 x 0.02 lb	12" x 12"	Load Cell Electronic
88-206	09/29/88	Metro Equipment Corporation		Indicating Elements	SEP-12K	III/III L	10,000			Digital Electronic
88-207	09/29/88	Metro Equipment Corporation		Indicating Elements	POLO-12K	III/III L	10,000			Digital Electronic
88-208				NO DEVICE TYPE						NOT ISSUED
88-209				NO DEVICE TYPE						NOT ISSUED
88-210				NO DEVICE TYPE						NOT ISSUED
88-211				NO DEVICE TYPE						NOT ISSUED
88-212				NO DEVICE TYPE						NOT ISSUED
88-213PN	11/14/89	Powell All-Steel Scales		Vehicle Scale	P Series	III L				Mechanical Pit Type
			See Certificate for models, capacities and platforms							
88-214PN	11/09/89	Powell All-Steel Scales		Vehicle Scale	A and PA Series	III L				Portable & Stationary Mechanic
			28PA10, 38PA10, 210PA10, 310PA10, 18PA10, 28PA10, 210PA10, 38PA10, 310PA10, 28A10, 210A10, 38A10, 310A10							
88-215PN	11/21/89	Powell All-Steel Scales		Vehicle Scale	C Series	III L				Mechanical Portable Contractor
			See Certificate for models, capacities and platforms							
88-216PN	11/21/89	Powell All-Steel Scales		Vehicle Scale	PV Series	III L				Portable Mechanical
			1535C12, 1535C14, 1540C12, 1540C14, 1570C12, 1570C14, 1580C14							
88-217	05 28 '91	Powell All-Steel Scales		Floor Scales	IWS Series	III/III L				Mechanical
			5651WS, 6751WS, 6851WS, 6810WS, 68201WS, 610201WS, & 610301WS. Capacities: 7,000 lb, 20,000 lb, 27,000 lb & 40,000 lb. Platforms: 6' x 5', 6' x 7', 6' x 8' & 6' x 10'					see below		

LISTING BY CERTIFICATE NUMBER

CC No.	Date	Company Name	Other Models	Device Type	Model	Accuracy Class	Capacity	Platform size	Comments
88-217PN	11/21/89	Powell All-Steel Scales		Floor Scales	IWS Series 5651WS, 6751WS, 6851WS, 68101WS, 68201WS, 610201WS, 610301WS	III			Mech. Industrial Warehouse
88-218PN	11/09/89	Powell All-Steel Scales		Vehicle Scale	RRS Series 1560RR10, 1570RR10, 2070RR10, 2084RR10, 2090RR10	III L			Mechanical Lever System
88-219PN	11/21/89	Powell All-Steel Scales		Vehicle Scale	660EL10-C	III L	120,000 x 20 lb	60' x 10'	Load Cell - Low Profile
88-220				NO DEVICE TYPE					NOT ISSUED
88-221	09/11/90	Weigh-Tronix, Inc.		Vehicle Scale	DS & DSFS Model Designation: DS XXXX-YY & DSFS-XXXX-YY where XXXX is platform size and YY is capacity in thousands of pounds. DS Series: capacity 500 to 20,000lb, platform: 24 x 24 to 144 x 108. DSFS Series: capacity 500 to 20,000lb, platform 24 x 24 to 84 x 60	III	500 to 20,000 lb	see below	
88-222	11/09/89	Weigh-Tronix, Inc.		Floor Scales	LP Series see certificate for specific models, capacities, & platform sizes.	III	see certificate	see certificate	Digital Electronic Low Profile
88-222PN	10/11/88	Weigh-Tronix, Inc.		Floor Scales	LP Series LP 3636-02, -4848-05, -6060-10, -6060-20, -7248-05, -7248-10, -7260-10, -7260-20, -7272-10, -7272-20, -8460-10, -8460-20, -9672-20, -9672-30, -10884-40, -108144-20. LPF 3636-02, -4848-05, -6060-10, -6060-20, -7248-05, -7248-10, -7260-10, -7260-20, -8460-10, -8460-20. LPFS 3636-02, -4848-05, -6060-05, -6060-10, -6060-20, -7248-05, -7248-10, -7260-10, -7260-20, -8460-10, -8460-20	III	see certificate	Digital Electronic Low Profile	
88-223	01/27/92	Weigh-Tronix, Inc.		Monorail Scale	MRS Series MRS-24-01, MRS-24-02, MRS-48-01 & MRS-48-02. Capacities: 1,000x0.5 lb, 2,000x1.0 lb.	III	See below		Digital Electronic
88-223PN	10/11/88	Weigh-Tronix, Inc.		Monorail Scale	MRS Series MRS-24-01, -24-02, -48-01, -48-02	III	2,000		Digital Electronic
88-224	03/27/90	Cardinal/Detecto Scale Mfr. Co.		Vehicle Scale	PRC-I Series	III L	20,000 lb	70' x 10'	Electronic Load Cell
88-224P	10/11/88	Cardinal/Detecto Scale Mfr. Co.		Vehicle Scale	PRC-I Series Range of capacities from 100,000 to 270,000 lb. Range of platform area from 350' x 350' to 1050' x 1050' (10 to 12 foot widths). CLC 72,000 to 80,000 lb	III L	200,000 lb	70' x 10'	Superseded by 88-224
88-225		Condtec Consolidated Controls		Indicating Elements	UMC 555AAAA	III/III L	10,000		Digital Electronic





LISTING BY CERTIFICATE NUMBER

CC No.	Date	Company Name	Other Models	Device Type	Model	Accuracy Class	n	Capacity	Platform size	Comments
88-233	09/22/88	Fargo Electronic Services Inc.		Printer	SP 2000					Dot Matrix
88-234	09/13/88	Control Logic Corporation		Printer	CLC 1100 & CLC 1200					Dot Matrix
88-235	09/12/88	Weigh-Tronix, Inc.		Indicating Elements	WI-120	III/III L	10,000			Digital Electronic
88-235A	04/04/89	Weigh-Tronix, Inc.	WP-230, WP 231	Indicating Elements	WI-120	III/III L	10,000			Digital Electronic
88-236	09/22/88	Weigh-Tronix, Inc.	575R, 575S	Indicating Elements	575	III/III L	5,000			Digital Electronic
88-237	09/26/90	J&S Scale Company		Vehicle Scale	MP Series MP121030C200: 60,000 lb, MP121230C200: 60,000 lb, MP201030C200: 60,000, MP201230C200: 60,000, MP241030C200: 60,000, MP241240C300: 80,000, MP301030C200: 60,000, MP301230C200: 60,000, MP301040C300: 80,000, MP301240C300: 80,000, MP340140C300: 80,000, MP341240C300: 80,000, MP401040C300: 80,000, MP401240C300: 80,000	III L	4,000	60,000 lb	25' x 10'	Vehicle Scale
88-238	09/26/90	J&S Scale Company		Vehicle Scale	MP SERIES	III L	8000	120,000 x 20 lb	70' x 10'	Pipe Lever Sys. w/1 load cell
88-239P	01/25/89	The A. H. Emery Company		Load Cell	136	III L	10,000 M	75,000		Hydraulic
88-240	09/22/88	Metro Equipment Corporation	SX 10KIB, SX 10KOB	Indicating Elements	SX-10K	III/III L	10,000			Digital Electronic
88-240A1	01/10/92	Metro Equipment Corporation	SX-2002	Indicating Elements	SX-2000	III/III L	10,000			Digital Electronic
88-241	01/25/89	GSE, Inc.		Indicating Elements	622R	III	2,500			Digital Electronic
88-241A1	09/11/90	GSE, Inc.	n-max: 5000 class III; 10,000 class III L	Indicating Elements	622R	III/III L	see below			Digital Electronic



LISTING BY CERTIFICATE NUMBER

CC No.	Date	Company Name	Other Models	Device Type	Model	Accuracy Class	n	Capacity	Platform size	Comments
88-249A1	01/06/90	Cardinal/Detecto Scale Mfr. Co.	AP-6, AP-8, AP-10	Bench and Counter Scale	AP-4k	III	3999	3999 X 1g	6.75 X 5.25 "	Digital Electronic
88-250	09/22/88	Omron Systems of America	RS 81-00, RS 81-30	Cash Register	RS 81-31					Stand Alone
88-251	10/13/88	Ishida Scales Mfg. Co., Ltd.	MT-30S, MT-15S	Bench and Counter Scale	MT-60S	III	3,000	60 x 0.02 lb	329 mm x 309 mm	Digital Electronic
88-252	10/28/88	Weigh-Tronix, Inc.		Bench and Counter Scale	3825	III	5,000	100 x.02 lbs	12" x 14"	Digital Electronic
88-253	02/10/89	Marsh Scale Inc		Livestock Scale						Mechanical Lever System
88-253 Amended	06/06/91	Marsh Scale, Inc		Livestock Scale				see below	see below	Mechanical Lever System
88-254	05/02/89	General Electronic Systems, Inc.		Indicating Elements	Freedom II	III/III L	10,000			Digital Electronic
88-255	11/01/88	Avery Weighing Technology		Computing Scale	A100	III	3,000	30 lb	13.5" x 11"	Digital Electronic
88-256	01/25/89	AutoGas Systems, Inc.	AC 2004 E, AC 2003 M	Retail Motor Fuel System	AT 2002 X					Card Reader/Station Controller
88-257	02/10/89	NCR Corporation		Service Station Consoles/ECR	2126-1400					Electronic
88-258P	02/10/89	Thurman Scale Company		Floor Scales	3500	III	2500	5,000 lb	3' x 3' - 5' x 7'	Electronic Load Cell
88-259	01/25/89	Toledo Scale Corporation		Indicating Elements	8530	III/III L	10K			Electronic

Remote indicator: Model 3800R. Optional capacities: 10 - 50 lbs, 160 - 1600 oz, 5 - 50 kg

MCS 14 MCS-20, SMCS-18, MCS-25. Capacities (lb): 10,000 and 20,000

MCS-14, MCS-20, SMCS-18 & MCS-25. CLC: 5,700 lb & 11,700 lb. Platforms: 14' x 8', 20' x 8', 18' x 6'8" & 25' x 8'.

Freedom I

AC 2004 E, AC 2003 M

Capacities (lb): 1000, 2500, 5000

LISTING BY CERTIFICATE NUMBER

CC No.	Date	Company Name	Other Models	Device Type	Model	Accuracy Class	Capacity	Platform size	Comments
88-260	02/10/89	Sterling Scale Company, Inc.		Indicating Elements	DW650	III/III L	5K,10K		Digital indicating element
88-261	02/10/89	NCR Corporation		POS Scale	2127				Pt. of Sale Products
88-261A	06/05/91	NCR Corporation	2127-F033/K027	POS Scale	2127				Terminal System
88-262	01/26/89	Wayne Division		Retail Motor Fuel Dispenser	DDX-490-1L Series		99,999 vol units		Superseded by 88-262A1
88-262A1	05/01/89	Wayne Division		Retail Motor Fuel Dispenser	DDX-490-1L Series		see below		Electronic Computing
88-262A2	05/05/92	Wayne Division		Retail Motor Fuel Dispenser	DDX-490-1L Series		999,999 vol units		Digital Electronic Multi-Pro
88-263	11/01/88	Wayne Division		Service Station Consoles/ECR WP/CT			see below		Digital Electronic Multi-Pro.
88-263A1	03/13/90	Wayne Division		Service Station Consoles/ECR WP/CT			999,999 vol units		Superseded by 88-263A1
88-264	01/26/89	Stress-Tek, Incorporated		Hanging Scale	ST-300	III	300 lb		Digital Electronic
88-265P	10/28/88	Southwestern Scale Co., Inc.		Vehicle Scale	LPC and LPS Series	III L	30 tons	70' x 10'	Digital Electronic
88-266	10/21/88	Fairbanks Scales		Floor Scales	1124	III	1000 x 0.5 lb	23.5" x 17.75"	Mechanical
88-266A1	03/07/91	Fairbanks Scales	PB9000; PB9000-1 & 1124-1	Floor Scales	1124	III	1000 x 0.5 lb	23.5" x 17.75"	Mechanical

The model designation consists of the platform length and the scale capacity in tons followed by the series designation. Example: 3530-LPS where the scale is 35 feet long with a 30 ton capacity. Optional capacities: 60,000 lb, 100,000 lb, and 150,000 lb. Optional platform sizes: 35' x 10', 60' x 10', and 80' x 10'

LISTING BY CERTIFICATE NUMBER

CC No.	Date	Company Name	Other Models	Device Type	Model	Accuracy Class	Capacity	Platform size	Comments
88-267	10/28/88	Omron Systems of America	RS 4041	Cash Register	RS 4030				Stand Alone
88-268	10/28/88	Weigh-Tronix, Inc.	Remote indicator: Model 3800R. Optional capacities: 10 - 50 lbs, 160 - 1600 oz, 5 - 50 kg	Bench and Counter Scale	3815	III	5,000	12" x 14"	Digital Electronic
88-269	03/01/89	TEC America, Inc.		Cash Register	MA 1900				Digital Electronic
88-270	03/01/89	TEC America, Inc.		Bench and Counter Scale	SL-39-50-N	III	50 x .01 lb.	350 mm x 240 mm	Digital electronic
88-271	03/01/89	TEC America, Inc.		Bench and Counter Scale	SL-37-08L	III	7.5 x .005 lb.	300 mm x 230 mm	Digital Electronic
88-272	11/14/88	NCI Weigh-Tronix Inc.		Bench and Counter Scale	3222	III	15 lb - 100 lb	8"x8", 12"x16.5"	Superseded by 88-272A
88-272A	04/19/89	NCI Weigh-Tronix Inc.		Bench and Counter Scale	3222	III	15 lb to 100 lb	8"x8", 12"x16.5"	Load Cell, Electronic
88-273	08/21/90	Southwestern Scale Co., Inc.	concentrated load capacity: 45,000 lb	Vehicle Scale	6070-PV	III L	120k x 20 lb	70" x 10"	Portable Mechanical
88-273P	03/01/89	Southwestern Scale Co., Inc.		Vehicle Scale	6070-PV	III L	120,000x 20 lb	70 x 10'	Portable Electromechanical
88-274P	01/26/89	P.O.M. Incorporated		Parking Meter	"E" (ECON-O-METER)		2 hrs x 6 min		Parking Meter
88-275				NO DEVICE TYPE					NOT ISSUED
88-276	01/20/89	Cardinal/Detecto Scale Mfg. Co.		Printer	740 and 750				Electronic Dot Matrix
88-277	01/11/89	Tokheim Corporation	382, 385, 387	Service Station Consoles/ECR	ROC Series				Superseded by 88-277A1
88-277A1	02/09/90	Tokheim Corporation	390, 385, 387, 389	Service Station Consoles/ECR	ROC Series				

LISTING BY CERTIFICATE NUMBER

CC No.	Date	Company Name	Other Models	Device Type	Model	Accuracy Class	Capacity	Platform size	Comments
88-278		Hottinger Baldwin Measurements, Inc		Load Cell	BLC (1.5 mv/v)				IN PROCESS
88-278P	01/25/89	Hottinger Baldwin Measurements, Inc		Load Cell	BLC*	III	500 to 5,000 lb 3K S,5K M		Bending Beam Capacities (lb): 500, 1250, 2000, 2500, 5000
88-278P.A1	09/26/90	Hottinger Baldwin Measurements, Inc		Load Cell	BLC & TLC	III	500 to 5000 lb		Bending Beam
88-278P.A2	11/02/90	Hottinger Baldwin Measurements, Inc		Load Cell	BLC & TLC	III	500 to 5,000 lb		Bending Beam
88-279	01/25/89	William M. Wilson's Sons, Inc.		Retail Motor Fuel Dispenser	Gasboy 8800 Series		see below		Superseded by 88-279A1
88-279A1	05/25/89	William M. Wilson's Sons, Inc.		Retail Motor Fuel Dispenser	Gasboy 8800		see below		Electronic Computing
88-280	02/10/89	NCR Corporation		Cash Register	2760 FSS				Digital Electronic
88-281	01/25/89	William M. Wilson's Sons, Inc.		Retail Motor Fuel Dispenser	Gasboy 8000 Series		999.9 total vl		superseded by 88-281A1
88-281A1	05/25/89	William M. Wilson's Sons, Inc.		Retail Motor Fuel Dispenser	Gasboy 8000		999.9		
88-282	01/25/89	William M. Wilson's Sons, Inc.		Retail Motor Fuel Dispenser	Gasboy Submersible		999.9 total vol		Mechanical; Volume Only
88-283	01/25/89	William M. Wilson's Sons, Inc.		Retail Motor Fuel Dispenser	Gasboy Self-Con Vol		999.9 total vol		Mechanical; Volume Only

BLC-YYYYX500 thru BLC-YYYYX699 where YYY is the load cell capacity and XX is the cable length. Capacities (lb): 500, 1250, 2000, 2500, 5000

BLC-YYYYX500 through BLC-YYYYX699 for cells with 1.5 m V/V output, BLC-YYYYX700 through BLC-YYYYX790 for cells with 2.0 m V/V output, TLC-YYYYX700 through TLC-YYYYX790 for cells with 2.0 m V/V output, BLC-YYYYX800 through BLC-YYYYX990 for cells with 3.0 m V/V output where YYY is the load cell capacity and XX is the cable length.

BLC & TLC  
Capacity: single cell, 3000 - multiple cell, 5000. The specific load cells covered by this certificate are: BLC-YYYYX500 through BLC-YYYYX699 for cells with 1.5 m V/V output, BLC-YYYYX700 through BLC-YYYYX790 for cells with 2.0 m V/V output, TLC-YYYYX700 through TLC-YYYYX790 for cells with 2.0 m V/V output, BLC-YYYYX800 through BLC-YYYYX990 for cells with 3.0 m V/V output where YYY is the load cell capacity and XX is the cable length.

Gasboy 8800 Series  
Capacities: \$999.99 Total Money, 999.999 Total Volume, \$9.999 Total Unit Price

Gasboy 8800  
Capacities: \$999.99 Total Money, 999.999 Total Volume, 9.999 Total Unit Price

Gasboy 8000 Series  
8052, 8053, 8652, 8653, 8752, 8753

Gasboy 8000  
8052, 8053, 8652, 8653, 8752, 8753

Gasboy Submersible  
53 RDX, 2150 RDX, 8553 RDX, 8553 RDX TW



LISTING BY CERTIFICATE NUMBER

CC No.      Date      Company Name      Other Models      Device Type      Model      Accuracy Class      n      Capacity      Platform size      Comments

88-291A1	10/02/89	Weigh-Tronix, Inc.		Floor Scales	DFE and FLE Series The model designation consists of the series name (i.e. DFE or FLE) followed by the platform size and the scale capacity in thousands of pounds. Example: DFE-2424-5, where the platform size is 24" x 24" and the scale capacity is 500 lb. Range of capacities 500 lb to 20,000 lb	III		500 to 20,000 lb	24x24 - 96x120 in	
88-291A2	05/31/91	Weigh-Tronix, Inc.		Floor Scales	DFE & FLE Series XXX-2424-5, XXX-2424-1, XXX-3030-1, XXX-3030-2, XXX-3030-5, XXX-3636-2, XXX-3636-5, XXX-4848-2, XXX-4848-5, XXX-4848-10, XXX-4860-2, XXX-4860-5, XXX-4860-10, XXX-6060-2, XXX-6060-5, XXX-6060-10, XXX-4872-2, XXX-4872-5, XXX-4872-10, XXX-4872-20, XXX-6072-2, XXX-6072-5, XXX-6072-10, XXX-6072-20, XXX-6084-5, XXX-6084-10, XXX-6084-20, XXX-96120-20 & XXX-96120-20.	III	5000	500 to 20,000 lb	24x24 - 60x72	Load Cell Electronic
88-292	01/25/89	Rice Lake Weighing Systems		Bench and Counter Scale	4400 Series 4430, 4432, 4442, 4446, 4452, 4454	III	2,500			Digital Electronic
88-293	01/26/89	Hobart Corporation	SP80	Computing Scale	SP1500	III	3,000	30 x 0.01 lb		Superseded by 88-293A1
88-293A1	03/13/90	Hobart Corporation	SP80, SP2 1500 System	Computing Scale	SP1500	III	3000	30 X 0.01 lb		Digital Electronic
88-294	02/14/90	InterSystems, Inc.		Bulkweighing System	Masterweigh IV-A	III	10,000			Digital Electronic
88-295P	01/25/89	Superior Load Cell		Load Cell	AW 1700 Capacities (lb): 150, 200, 300, 500, 750, 1000, 1200	III	5,000 S	150 to 1,200 lb		Shear Beam
88-296	03/01/89	Mettler Instrument Corporation		Bench and Counter Scale	SM/49 Series SM3000/49, SM6000/49, SM1220/49, SMT2/49, SM1520/49, SM15000/49, SM15/49	II	15,000	2K to 15k g	322 x 232 mm	Digital Electronic
88-297P	01/25/89	Fairbanks Scales		Vehicle Scale	14-8271* The following model designations carry a prefix of 13- or 14-. The 13- models are mechanical scales, and the 14- models are levertronic (lever system with load cell) scales, e.g. 13-8241 (mechanical) or 14-8241 (levertronic). Models: 8241, 8246, 8251, 8261, 8266, 8276, 8281, 8286, 8291, 8296, 8301	III L	8,000	160,000 x 20 lbs	70' x 10'	Weighing Element
88-298		Sensortronics		Load Cell	65023S n = 3,000 S/5,000 M	III	see below	1,000 - 10,000 lb		IN PROCESS



LISTING BY CERTIFICATE NUMBER

CC No.	Date	Company Name	Other Models	Device Type	Model	Accuracy Class	n	Capacity	Platform size	Comments
88-298P	01/26/89	Sensortronics		Load Cell	65023S	III	5000	1000 to 10000 lb		Superseded by 88-298PA1
			Capacities (lb): 1,000, 1,500, 2,000, 2,500, 3,000, 4,000, 5,000, 10,000							
88-298P.A2	02/21/91	Sensortronics		Load Cell	65023S	III	see below	1000 - 10,000 lb		Shear Beam Compression
			N-max: SC-3000, MC-5000.							
88-298PA1	06/16/89	Sensortronics		Load Cell	65023S	III	3K S, 5K M	1,000 - 10,000 lb		Shear Beam Compression
			Capacities (lb): 1,000, 1,500, 2,000, 2,500, 3,000, 4,000, 5,000, 10,000							
88-299	05/25/89	Weigh-Tronix, Inc.		Load Cell	CK-100 Series	III L	6000	250 to 2500 lb		Conversion Kit
			WBC-250, WBC-500, WBC-1000, WBC-2500. Capacities (lb): 250, 500, 1000, 2500							
88-300P	01/11/90	Webster Scale, Inc.		Vehicle Scale	MT, MTD Series	III L	7,500	80,000-200,000 lb		Electromechanical
			MT 30402-12, MT 34403-12, MT 40403-10, MTD 40403-10, MT 60404-10, MT 60404-12, MTD 60404-10, MT 70404-10, MT 70405-10, MT 80405-12, MT 80405-10, MT 80405-12, MTD 80405-10, MT 100407-10, MT 100406-12, MTD 100406-10, MT 120407-10, MT 120407-12, MT 140408-10, MT 140408-12							
88-301	01/25/89	Systems Associates, Incorporated		Indicating Elements	525	III/III L	10,000			Digital Electronic
88-302	01/25/89	Toledo Scale Corporation		Printer	8842					Dot Matrix
88-303	04/19/89	Bennett Pump Company		Service Station Consoles/ECR	A 410-1 and A 410-2					Superseded by 88-303A1
			A 410-1, A 410-2							
88-303A1	08/21/89	Bennett Pump Company		Service Station Consoles/ECR	A 410-X*			999.99 vol		Digital Electronic
			A 410-1, A 410-2, MI 320, MI 350							
88-304	05/25/89	Rice Lake Weighing Systems		Load Cell	RL20000	III	4500 S	50 to 10000 lb		Superseded by 88-304A1
			Capacities (lb): 25, 50, 75, 100, 150, 200, 250, 300, 500, 600, 750, 1,000, 1,250, 1,500, 2,000, 2,500, 3,000, 4,000, 5,000, 7,500, 10,000							
88-304A1	04/26/90	Rice Lake Weighing Systems		Load Cell	RL20000	III/III L	5k, 10K S	25 to 20,000 lb		Type "S"
			Capacities (lb): 25, 50, 75, 100, 150, 200, 250, 300, 500, 600, 750, 1,000, 1,250, 1,500, 2,000, 2,500, 3,000, 4,000, 5,000, 7,500, 10,000, 15,000, 20,000							
88-304PA1	04/26/90	Rice Lake Weighing Systems		Load Cell	RL20000	III/III L	5K, 10K S	25 to 20,000 lb		Type "S" load cell
			Capacities (lb): 25, 50, 75, 100, 150, 200, 250, 300, 500, 600, 750, 1,000, 1,250, 1,500, 2,000, 2,500, 3,000, 4,000, 5,000, 7,500, 10,000, 15,000, 20,000							



LISTING BY CERTIFICATE NUMBER

CC No.	Date	Company Name	Other Models	Device Type	Model	Accuracy Class	n	Capacity	Platform size	Comments
88-313P	05/25/89	Superior Load Cell		Load Cell	AW400 AW400-15K, -20K, -30K, -40K, -50K, -60K, -75K, -100K, -125K	III L	10,000	15K to 125K lb MC		Double-Ended Shear Beam
89-001	03/27/90	Toledo Scale Corporation		Bulkweighing System	9150	III	10,000			Digital Electronic
89-002	02/10/89	Weigh-Tronix, Inc.		Vehicle Scale	MTS 6010-60T MTS 3010-30T, MTS 7010-60T, MTS 7012-60T. Capacities (lb): 60,000 and 120,000	III L	6,000	120,000 x 20 lbs	60 x 10 ft	Load Cell; Electronic
89-003	03/01/89	Ishida Scales Mfg. Co., Ltd.		Indicating Elements	MTC 10 & MTC 20	III	3,000			Digital Electronic
89-004	02/10/89	K-Scale, Inc.		Computing Scale	9010 9010 N, 9010 P, 9020, 9020 N, 9020 N-1 thru 4, 9020 P, 9020 P-1 thru 4, 9030, 9030 U-1 thru 4, 9030 U-10	III	3,000	30 x 0.01 lbs		Digital Electronic
89-005	01/06/90	Cardinal/Detecto Scale Mfg. Co.		Bulkweighing System	738CBW	III/III L	10,000			WITHDRAWN
89-006P	02/23/90	Superior Load Cell		Load Cell	AW900	III L	10,000 M	20k to 100k lbs		Electric Stand Alone
89-007	07/05/89	NCR Corporation		Cash Register	2123-XXXX					9-Wire Dot Matrix Document
89-008	07/05/89	Toledo Scale Corporation		Printer	963					Superseded by 89-009A1
89-009	08/02/89	Bizerba United States, Inc.		Computing Scale	PRO 6000	III	3,000	30 X 0.01 lb	15" x 10.5"	
89-009A1	10/12/89	Bizerba United States, Inc.		Computing Scale	PRO 6000	III	3000	30 x 0.01 lb	15" x 10.5"	
89-010	04/05/89	Advanced Systems Interfacing, Inc.		Printer	Microway II/TKII					Computer Interface System
89-010A1	01/10/92	Pertech		Computing Scale	Microway II					Digital Electronic
89-011	10/24/89	Wayne Division		Retail Motor Fuel Dispenser	DD1/590-23/G			999.999 total vol		Electronic Computing

Software Model: TK II. See certificate for specific specifications.

LISTING BY CERTIFICATE NUMBER

CC No.	Date	Company Name	Other Models	Device Type	Model	Accuracy Class	Capacity	Platform size	Comments
89-012	07/05/89	Ivex Corporation		Dry Measure	3871		1 dry quart		Plastic Berry Basket
89-013PN	05/01/89	Smith Meter Inc.		Indicating Elements	AL-1-XU, AL-2-XU				Digital Electronic Wh. sl Meter
89-014 PA1	04/24/91	Winslow Scale Company		Vehicle Scale	94-80709	III L 8,000	160k x 20 lb	70' x 20'	Digital Electronic
			93-6040, 94-10050, 94-10060, 94-10070, 94-10080, 98-100100, 93-6040-12, 94-8060, 94-8080-12, 94-10070-12, 94-10060-12, 94-10080-12, CLC (lb) - 48,000 & 58,000						
89-014P	04/04/89	Winslow Scale Company		Vehicle Scale	94-8070	IIIL 8,000	160,000 lb	70' x 10'	Digital Weighing Element
89-015	10/12/89	Fairbanks Scales	21 2102 21 2104	Floor Scales	21-2101	III 5,000	2,500 x 0.5 lb	3' x 3'	Loadcell Electronic
89-016P	11/08/89	Thurman Scale Company		Vehicle Scale	8560	III L 10,000	200,000 x 20 lb	70'x10' (4)sec.	Load Cell Electronic
			CLC 90,000 lb. Capacities (lb): 120,000 and 200,000						
89-017	04/04/89	Tokheim Corporation		Retail Motor Fuel Dispenser	785-HV (high volume)	60 gpm	mx. 60; mn. 12 gpm		Diesel Dispenser
89-018	04/19/89	Omron Systems of America		Cash Register	RS5510				Superseded by 89-018A1 4/18/90
89-018A1	08/21/89	Omron Systems of America		Cash Register	RS5510, 5550, 5560F				Superseded by 89-018A1 4/18/90
89-018A1	04/18/90	Omron Systems of America		Cash Register	RS5510, 5550, 5560F				
89-019	04/04/89	Gilbarco, Inc.		Retail Motor Fuel Dispenser	MPD - 1		999.99 total pr.		Superseded by 89-019A1
89-019A1	03/13/90	Gilbarco, Inc.		Retail Motor Fuel Dispenser	MPD-1		999.99 TOTAL PRIC		Digital Electromechanical
89-020	07/05/89	Rice Lake Weighing Systems		Indicating Elements	UMC 2000 XX-XX	III/III L 10,000			Digital Electronic
			UMC 2000, -2002, -2004, -2006, -2008, -2010, -2012						

LISTING BY CERTIFICATE NUMBER

CC No.	Date	Company Name	Other Models	Device Type	Model	Accuracy Class	n	Capacity	Platform size	Comments
89-021	05/01/89	TEC America, Inc.	SL-47-30-L-N	POS Scale	SL-47-50-L-N	III	5,000	50 x 0.01 lb.	13-1/2" x 12"	Digital Electronic
89-022	05/02/89	Emark Corporation		Wholesale Meter	455 Series			99,999 Gallons		Digital Electronic
89-023	05/02/89	Rice Lake Weighing Systems	IQ 700 HB	Indicating Elements	IQ 600 HB	III/III L	10,000			Supersedes previous issues
89-024	01/06/90	Revere Transducers, Inc.		Load Cell	5723	III/III L	3kS,5kM,10kM			
					Class III: 5723-A5-1K-, 5723-A5-2.5K-, 5723-A5-4K-, 5723-A5-5K-, 5723-A5-10K-, 5723-B10-1K-, 5723-B10-2.5K-, 5723-B10-4K-, 5723-B10-5K-, 5723-B10-10K-					
89-024.A1	03/28/91	Revere Transducers Inc		Load Cell	5723-A5 & 5723-B10	III & III L	see below	1,000 - 10,000 lb		Single-ended Shear Beam
					Capacity S-Cell, Class III 3,000, M-Cells, Class III: 5,000, M-Cells, Class III L: 10,000. The specific models of load cells covered by this certificate for Class III Models 5723-A5-XXX-YYYY: for Class III L, models 5723-B10-XXX-YYYY where XXX is the capacity code and YYYY is a designator for the electrical cable length, wiring color code, and private label variations.					
89-024P	04/04/89	Revere Transducers, Inc.		Load Cell	5723	III/III L	3kS,5kM,10kM			Superseded by 89-024
89-025	05/02/89	General Electronic Systems, Inc.		Indicating Elements	ECONO	III	5,000			Superseded by 89-025A
89-025A	10/24/89	General Electronic Systems, Inc.		Indicating Elements	ECONO-WEIGH	III/III L	5,000			
89-025A2	02/06/91	General Electronic Systems, Inc.	540SS	Indicating Elements	ECONO-WEIGH	III/III L	5,000			Digital Electronic
89-026	01/30/90	ICL, Inc.		Cash Register	6000 Series		2999	29.99 lb		Digital Electronic
					M6545, M6546, M6000 Printer Module, M6000 Keyboard Display					
89-027	04/04/89	Measurement Systems International		Crane Scale	MSI-6260	III L	5,000	5,000 x 1 lb		Digital Electronic
					Capacities (lb): 10,000, 20,000, 30,000, 50,000, 70,000					
89-028	06/16/89	John Chatillon & Sons, Inc.		Hanging Scale	DHA 30	III	3000	30 x 0.01 lb		Digital Electronic
					DHA 15K, capacity 15 x 0.005 kg					

LISTING BY CERTIFICATE NUMBER

CC No.	Date	Company Name	Other Models	Device Type	Model	Accuracy Class	Capacity	Platform size	Comments
89-029	05/25/89	Toledo Scale Corporation		Prepackaging Scale	8305	III	50 X 0.01 lb		Weighing Element
89-030	01/10/90	Cardinal/Detecto Scale Mfr. Co.		Bench and Counter Scale	102 SERIES	III	100 x 0.05 lb	14" x 14"	Load Cell Electronic
89-030.A2	01/29/92	Cardinal/Detecto Scale Mfr. Co.		Bench and Counter Scale	see certificate 102; 105; 122; 125; 1010; 1020; 1220; 1240; 1250; 1440; 1450; 14100.	III	2 lb - 100 lb		Load Cell Electronic
89-030A1	03/27/90	Cardinal/Detecto Scale Mfr. Co.		Bench and Counter Scale	102W	III	2 lbs to 100 lbs		Load Cell Electronic
89-031	01/10/90	Cardinal/Detecto Scale Mfr. Co.		Indicating Elements	6000 & 6800	III			
89-032	01/10/90	Cardinal/Detecto Scale Mfr. Co.		Bench and Counter Scale	1100 SERIES	III	50 - 300 lb	13-3/4" x 18-1/2"	Mechanical Dial
89-032A1	08/21/90	Cardinal/Detecto Scale Mfr. Co.		Bench and Counter Scale	1100 Series	III	50 to 300 lbs		Mechanical Dial
89-032A2	04/09/92	Cardinal/Detecto Scale Mfr. Co.		Bench and Counter Scale	5110,7011 & 1100 Capacities: 50lb x 1 oz; 100lb x 2 oz; 100lb x 0.1lb; 200lb x 4 oz; 300lb x 8oz; 400lb x 0.2lb; 25kg x 25g; 50kg x 50g; 100kg x 100g	III	see below		Mechanical Dial & Levertronic
89-033	05/01/89	Tokheim Corporation		Retail Motor Fuel Register	2020				Digital Electronic
89-034	05/01/89	Tokheim Corporation		Retail Motor Fuel Register	2010				Digital Electronic
89-035	05/02/89	Tektra International		Computing Scale	AS-3001P	III	30 x .01 lb	11-1/4" x 13-1/4"	Digital Electronic
89-036	08/17/89	Wayne Division		Retail Motor Fuel Dispenser	PLX-39-IL Series		99,999 vol units		Digital Electronic Multi-Pro.
89-036 amended	04/18/91	Wayne Division		Retail Motor Fuel Dispenser	DLX-390-1L SERIES		999,999 Gallons		Electronic Computing Multi-Pro

LISTING BY CERTIFICATE NUMBER

CC No.	Date	Company Name	Other Models	Device Type	Model	Accuracy Class	n	Capacity	Platform size	Comments
89-036A1	05/05/92	Wayne Division		Retail Motor Fuel Dispenser	DLX-390-1L Series			see below		Digital Electronic Multi-Pro.
				Capacities: \$999.99 Total Price, 99.999 Volume Units, 9.999 Unit Price.						
89-037		A&D Engineering, Inc.		Indicating Elements	AD-4332A					
89-037A1	03/16/92	A&D Engineering, Inc.		Indicating Elements	AD 4322A	III & III L	10,000			Digital Electronic
89-038				NO DEVICE TYPE						NOT ISSUED
89-039	01/30/90	Ameacon, Inc.		Indicating Elements	PROCESS MATE 96	III L	10,000			
89-039P.A1	03/28/91	Revere Transducers, Inc.		Load Cell	5103-B10	III L	10,000	5K to 20K		Double Ended Shear Beam
				The specific models of load cells covered by this Certificate are 5103-B10-XXK-YYYY where XXX is the capacity code in thousands of pounds (e.g., 10K) and YYYY is a designator for the electrical cable length, wiring color code, and private level variation s. The number following the "B" may be less than 10 since it corresponds to the maximum number of divisions for which individual load cells comply with Handbook 44.						
89-040	05/03/89	Industrial Data Systems, Inc.		Data Processing Systems	DT 210					Electronic/Programmable
89-041P	02/23/90	Airway Scale and Mfg Co., Inc.		Load Cell	AW900	III L	10,000 M	20K to 100K		WITHDRAWN
89-042	12/20/89	Cardinal/Detecto Scale Mfg. Co.		Load Cell	50K-SCA, 100K-SCA	III L	10,000 M	50K & 100K lb		COLUMN COMPRESSION
89-042.A1	04/18/91	Cardinal/Detecto Scale Mfg. Co.		Load Cell	50K-SCA, 100K-SCA	III L	M-Cell 10000	50k - 100k lb		Column Compression
89-042P	08/17/89	Cardinal/Detecto Scale Mfg. Co.		Load Cell	50K-SCA, 100K-SCA	III L	10,000 M	50k & 100k lb		Superseded by 89-042
89-043	08/17/89	General Electronic Systems, Inc.		Bench and Counter Scale	4400 & 4500 Series	III	3k-6k	10 lb to 600 lb	12"x12" - 24"x24"	Load Cell Electronic
				4412, 4414, 4418, 4424						
89-044	05/25/89	Metro Equipment Corporation		Hanging Scale	HDS-820	III	640	20 lb x 1/2 oz	Model A-250	Mechanical Dial
				A-251 (SS Round Pan), A-264 (SS Large Round Pan)						

LISTING BY CERTIFICATE NUMBER

CC No.	Date	Company Name	Other Models	Device Type	Model	Accuracy Class	n	Capacity	Platform size	Comments
89-045		William M. Wilson's Sons, Inc.		NO DEVICE TYPE	425					NOT ISSUED
89-046	08/17/89	Toledo Scale Corporation		Bench and Counter Scale	6113	II	15000	75 x 0.005 lb	13.75" x 12.25"	Digital Load Cell
89-047	10/02/89	Pitney Bowes		Weight Classifier	A238	III		70 lb	12.5" x 14"	
89-048	10/02/89	Pitney Bowes	A523, capacity 3 lb x 0.05 oz	Weight Classifier	5820	III	1600	5 lb x 0.05 oz	8 7/8" x 8"	
89-049	01/10/90	Pitney Bowes		Bench and Counter Scale	A 510	III	3200	10 lb x 0.1 oz	8 7/8" x 8"	
89-050	08/21/90	Pitney Bowes	A570, A530	Bench and Counter Scale	A610	III	3168	0-2 x 0.1 lb	14 3/8" x 9 1/4"	Postal Weight Classifier
89-050	Amended 10/02/90	Pitney Bowes		Weight Classifier	A 610	III		0-2 lb x 0.1 oz	14 3/8" x 9 1/4"	Digital Electronic Computing
89-051	10/12/89	Doran Scales, Inc.		Indicating Elements	ML 8000	III	3000			Digital Electronic
89-051	AMENDED 05/20/91	Doran Scales, Inc.		Indicating Elements	8000M	III	3000			Digital Electronic
89-051A1	02/04/92	Doran Scales, Inc.		Indicating Elements	8000MIS	III	3000			
89-052P	08/17/89	Superior Load Cell	AW300-250, -500, -750, -1K, -1.5K	Load Cell	AW300	III	3000 S	250 to 1500 lb		Cantilever "S" Cell, Tension
89-053	09/24/90	Tedea Inc.		Load Cell	3410	III	see below	1000 lb - 10k lb		Shear Beam
89-053.A1	03/07/91	Tedea Inc.		Load Cell	3140	III	see below	1,000 to 10k lb		Shear Beam

The load cells in this family are identified by the capacities of the cells. Single cell, Class III: 3,000 - Multiple cells, Class III: 5,000.

n-max: single cell, class III: 3,000; multiple cells, class III: 5,000.



LISTING BY CERTIFICATE NUMBER

CC No.	Date	Company Name	Other Models	Device Type	Model	Accuracy Class	n	Capacity	Platform size	Comments
89-053P	05/25/89	Tedea Inc.		Load Cell	3410	III & III L	see below	1000 - 4000 lbs		Shear Beam
			n-max: SC, Class III: 3,000; MC, Class III: 5,000; Class III L: 10,000. Capacities (lb): 1,000, 1,500, 2,500, 4,000							
89-053P.A2	09/24/90	Tedea Inc.		Load Cell	3140	III L	see below	1000 lb - 10k lb		Shear Beam
			The load cells in this family are identified by the capacities of the cells. Multiple Cells, Class III L: 10,000.							
89-053PA1	05/15/90	Tedea Inc.		Load Cell	3410	III & III L	3,000	1,000 - 10,000 lb		Shear Beam
			Single Cell, Class III: 3,000 - Multiple Cells, Class III: 5,000 - Class III L: 10,000.							
89-054	09/24/90	Tedea Inc.		Load Cell	1250	III	3,000	100 kg - 1,000 kg		Single Point
			The load cells in this family are identified by the capacities of the cells.							
89-054P	05/25/89	Tedea Inc.		Load Cell	1250	III L	3,000 S	50 kg - 1,000 kg		Single Point
			Capacities (kg): 100, 150, 200, 250, 300, 500, 635, 1,001							
89-055	08/17/89	Smith Meter Inc.		Wholesale Meter	ALII-XUO-STD-STD-034			99,999 gallons		Digital Electronic
			Marketing Name: AccuLoad II							
89-055A1	10/02/89	Smith Meter Inc.		Wholesale Meter	ALII-XU-O-STD-034			99,999 gal		
89-056	05/25/89	William M. Wilson's Sons, Inc.		Retail Motor Fuel Dispenser	9100			999.9		Mechanical: Volume Only
			9152, 9153							
89-057	08/17/89	Pelouze Scale Company		Bench and Counter Scale	PS-6LI	III	1200	6 x 0.005 lb	6.75 x 9.5 in	Digital Electronic
89-058	05/25/89	Morrison Weighing Systems, Inc.		Indicating Elements	T-3500M	III/III L	6,000			Digital Electronic
89-059P	07/05/89	Duratron Corporation		Load Cell	800 000A	III L	10,000 M	1,000 TO 5,000 LB		Double ended shear beam
			800 030, -031, -032, -033, -034, -038, -039, -040, -041, -042, -043, -044, -045, -046, -047, -048, -049, -050							
89-060P	02/23/90	Duratron Corporation		Load Cell	800 000B	III L	10,000 M	VARIABLE WITH MODEL		WITHDRAWN
89-061P	02/23/90	Duratron Corporation		Load Cell	801 000A	III L	10,000 M	20K TO 100K		WITHDRAWN

LISTING BY CERTIFICATE NUMBER

CC No.	Date	Company Name	Other Models	Device Type	Model	Accuracy Class	n	Capacity	Platform size	Comments
89-062		Duratron Corporation		Load Cell	AW400B	III L	10,000 M	15k to 125k lb		IN PROCESS
89-062P	07/05/89	Duratron Corporation		Load Cell	801 000B 801 024, -025, -026, -011, -027, -012, -028, -029, -030	III L	10,000 M	15000-125000 LB		Double ended shear beam
89-063	10/02/89	Bennett Pump Company		Retail Motor Fuel Dispenser	7000 & 9000 Series			999.999 total gal		Superseded by 89-063A1
89-063.A2	07/10/91	Bennett Pump Company		Retail Motor Fuel Dispenser	7000 & 9000 Series					Electronic Computing
89-063A1	01/31/91	Bennett Pump Company		Retail Motor Fuel Dispenser	7000 & 9000 Series			999.999 total vol		Electronic Computing
89-064	07/05/89	William M. Wilson's Sons, Inc.		Retail Motor Fuel Dispenser	425			5 gal delivery		Gallon Stroke Pump
89-065	10/12/89	Gilbarco, Inc.		Cash Register	Q11891-XX, Q11640-XX					Electronic
89-066	07/05/89	Gilbarco, Inc.		Retail Motor Fuel Dispenser	CRIND					Card Reader (in Dispenser)
89-067				NO DEVICE TYPE						NOT ISSUED
89-068	10/12/89	Gilbarco, Inc.		Service Station Consoles/ECR	TS-1000			999.999		Superseded by 89-068A1
89-068A1	02/12/90	Gilbarco, Inc.		Service Station Consoles/ECR	PA02400000000					Electronic
89-069	08/01/89	ESCO Manufacturing, Inc.		Service Station Consoles/ECR	TLC-10XX			799.999 gal		Electronic
89-070	08/02/89	Gilbarco, Inc.		Service Station Consoles/ECR	PA0250XXXXXXX			799.999 gal		Electronic
89-071	11/02/90	Cardinal/Detecto Scale Mfrg. Co.		Load Cell	SCD & SCD-C 50K-SCD, 100K-SCD, 50K-SCD-C & 100K-SCD-C.	III L	10,000	50k & 100k lb		Column, Digital Output

LISTING BY CERTIFICATE NUMBER

CC No.	Date	Company Name	Other Models	Device Type	Model	Accuracy Class	n	Capacity	Platform size	Comments
89-071	Amended 03/07/91	Cardinal/Detecto Scale Mfr. Co.	Load Cell	SCD & SCD-C	III L	MC: 10,000	50k to 100k lb	Column, Digital Output	The specific load cells in this family covered by this certificate are identified by the model number which includes the load cell capacity as a prefix to the SCD or SCD-C indentation. The only difference b/t the SCD & the SCD-C load cells is that the SCD-C has a connector rather than the cable being attached directly to the load cell. Models: 50K-SCD, 100K-SCD, 50K-SCD-C & 100-SCD-C.	
89-071P	07/05/89	Cardinal/Detecto Scale Mfr. Co.	Load Cell	SCD and SCD-C	III L	10,000 M	50,000-100,000 lb	COLUMN, DIGITAL OUTPUT		
89-072	10/02/89	Bennett Pump Company	Service Station Consoles/ECR OMNI-OT				up to 24 dispens.			
89-073P	07/05/89	Unibridge Scale Systems	Load Cell	UBDL8900	III L	8,000 M	50,000-100,000lb	Double-Ended Shear Beam		
89-074	09/24/90	Tedea Inc.	Load Cell	1010	III	3,000	5 to 50 kg	Three Beam, Single Point		
89-074P	07/05/89	Tedea Inc.	Load Cell	1010	III	3,000 S	5 to 50 kg	Three Beam, Single Point		
89-075	09/24/90	Tedea Inc.	Load Cell	1040	III	3,000	5 to 100 kg	Three Beam, Single Point		
89-075P	07/05/89	Tedea Inc.	Load Cell	1040	III	3,000 S	5 to 100 kg	Three Beam, Single Point		
89-076	10/24/89	Wayne Division	Retail Motor Fuel Dispenser	DL1/395-1L/19G			999.999 Total Vol	Electronic Computing Blending		
89-076P	08/17/89	Toledo Scale Corporation	Floor Scales	MG4425	III	5000	2500 x 0.5 lb	Electronic Load Cell	48" x 48"	
89-077	07/05/89	Holtgrevon Scale & Electronics Corporation	Vehicle Scale	FT 2	III L	10,000	200,000 lb	Electronic Load Cell	60' x 10'	
89-078	08/17/89	Toledo Scale Corporation	Bench and Counter Scale	1985	III	6,000	60 X 0.01 lb	Electronic Weighing Element	14 X 14 in	

LISTING BY CERTIFICATE NUMBER

CC No.	Date	Company Name	Other Models	Device Type	Model	Accuracy Class	n	Capacity	Platform size	Comments
89-079	08/17/89	Toledo Scale Corporation		Printer	315					Electronic Label Printer
89-080	08/17/89	Toledo Scale Corporation		Printer	8806					Dot Matrix Ticket Printer
89-081	10/12/89	Toledo Scale Corporation		POS Scale	310-DATACHECKER	III	2999	29.99 X 0.01 lb	11" X 15"	Digital Electronic
89-081A	01/10/90	ICL, Inc.		POS Scale	310	III	2999	29.99 x 0.01 lb	11" x 15"	Digital Electronic
89-082	01/06/90	Toledo Scale Corporation		Indicating Elements	8520	III	10,000	100 X 0.01 lb		Digital Indicator
89-082 Amended	10/21/91	Toledo Scale Corporation		Indicating Elements	8520A	III	10,000			Digital Electronic
89-083	01/06/90	Toledo Scale Corporation		Indicating Elements	8520A	II/III/3L	60,000	30 X 0.0005 kg		Digital Electronic
89-083 Amended	10/21/91	Toledo Scale Corporation		Indicating Elements	8520	see comts	10,000			Class: II, III, III L
89-084	08/17/89	Ohaus Corporation		Jewelers' Balance	CT-600L	III	6000	600 x .1 g	4 in. diameter	Digital Electronic
89-085P	04/24/91	Winslow Scale Company		Vehicle Scale	84-8070	III L	8000	160k x 20 lb	70' x 10	Digital Electronic
			CLC: 48,000 lb. 83-4040, 84-6050, 84-6060, 84-6070, 84-6080, 84-6080, 84-6070, 84-8050, 84-8060, 84-8070, 85-8080, 84-8070, 85-10060, 84-10070, 84-10080 & 86-100100.							
89-086	08/21/90	Tyrel Corporation		Indicating Elements	TC-10	III/III L	10,000			Digital Electronic
			TC-10 D, TC-10 DK, TC-10 W, TC-10 WK, TC-10 S, TC-10 WS, TC-10 WSK, TC-10 B, TC-10 BK							
89-086	03/28/90	Tyrel Corporation		Indicating Elements	TC-10	III/III L	10,000			Digital Electronic
			TC-10 D, TC-10 DK, TC-10 W, TC-10 WK, TC-10 S, TC-10 WS, TC-10 WSK, TC-10 B, TC-10 BK							
89-086 A1	01/03/91	Tyrel Corporation		Indicating Elements	TC-10	III/III L	10,000			Digital Electronic
			TC-10A							
89-087	10/24/89	Howe Richardson Division		Indicating Elements	HR-50	III/III L	10,000			Digital Electronic
			HR-50 D, HR-50 DK, HR-50 W, HR-50 WK, HR-50 S, HR-50 WS, HR-50 WSK, HR-50 B, HR-50 BK							

LISTING BY CERTIFICATE NUMBER

CC No.	Date	Company Name	Other Models	Device Type	Model	Accuracy Class	n	Capacity	Platform size	Comments
89-087A1	08/21/90	Howe Richardson Division		Indicating Elements	HR-50	III/III L	10,000			Digital Electronic
			HR-50 D, HR-50 DK, HR-50 W, HR-50 WK, HR-50 WS, HR-50 WSK, HR-50 B, HR-50 BK (D means desk top, K means keyboard, W means washdown version, S means stainless steel when used as the second letter, B means panel mount, S as first letter means; small.							
89-088	10/06/89	Durline Scales and Mfg., Inc.		Livestock Scale	LS 40403	III L	10,000	50,000 lb	40' x 14'	
			MT-40403, LS-3420, LS-2620, LS-3020							
89-089	11/07/89	Thurman Scale Company		Floor Scales	3500	III	5000	1000 lb	3' x 3'	Load Cell Electronic
89-090	11/21/89	Measurement Systems International		Hanging Scale	4260	III	2000	2000 lb		Load Cell Electronic
89-091A1	09/17/90	Hobart Corporation		Cash Register	GT 6000					Digital Electronic
89-091A2	01/24/91	Hobart Corporation		Cash Register	GT6000					Digital Electronic
89-092	10/12/89	NCR Corporation		Service Station Consoles/ECR	2113-3XXX					Digital Electronic
89-093	10/12/89	Fairbanks Scales	H23-2512, 23-2512	Floor Scales	H23-2512	III	2000	1000 lb	30" x 30"	Load Cell Electronic
89-094	09/12/89	Toledo Scale Corporation		Floor Scales	6213	II/III	15,000	150 x .01 kg	23 3/4" x 17 1/2"	Load Cell Electronic
89-095	04/25/90	Toledo Scale Corporation	Capacities (lb): 300 and 600	Floor Scales	6313	II/III	15,000	300 x .02 kg	31-1/2" x 23-1/2"	Load Cell Electronic
89-096P	01/10/90	Hottinger Baldwin Measurements, Inc		Load Cell	TRT Series	III L	10,000 SC	50,000-100,000 lb		Torsion Ring Transducer
			TRT-50K, TRT-75K, TRT-100K							
89-097	08/21/89	Cardinal/Detecto Scale Mfg. Co.		POS Scale	ECR-30	III	3000	30 x .01 lb	14" x 12"	
89-098	10/12/89	Smith Meter Inc.		Wholesale Meter	ML-X-XX-XXX-STD					Digital Electronic
			Generic Name: MiniLoad							

LISTING BY CERTIFICATE NUMBER

CC No.	Date	Company Name	Other Models	Device Type	Model	Accuracy Class	Capacity	Platform size	Comments
89-099	08/21/89	TEC America, Inc.		Cash Register	FDS-50				Digital Electronic
89-100	10/12/89	Applied Technology		Retail Motor Fuel System	1200P, 1200W				Digital Electronic
89-101	09/13/90	Brooks Instrument Division		Wholesale Meter	0500B1BXX1				Digital Electronic
89-102	08/21/89	Cardinal/Detecto Scale Mfr. Co.		Bench and Counter Scale	6900	III	4 lb - 100 lb		
89-103	01/02/90	Toledo Scale Corporation		Floor Scales	MG4500	III		48"x48" - 60"x84"	
89-103P	10/02/89	Toledo Scale Corporation		Floor Scales	MG4500	III		40"x48" - 60"x84"	
89-104.A1	11/02/90	Toledo Scale Corporation		Floor Scales	2155	III		3' x 3' to 5' x 5'	Electronic
89-104P	04/25/90	Toledo Scale Corporation		Floor Scales	2155 Series	III		3' x 3' - 5' x 5'	Electronic
89-104PA1	11/02/90	Toledo Scale Corporation		Indicating Elements	2155	III		3' x 3' - 5' x 5'	Electronic
89-105	10/02/89	Weigh-Tronix, Inc.		Floor Scales	SC-100	III		27 x 28.5 in	Digital Electronic Platform SC
89-106	10/06/89	Weigh-Tronix, Inc.		Hanging Scale	HSDC 200	III		195 x .1 lb	Digital Electronic
89-107	01/10/90	Exact Equipment Corporation		Computing Scale	921, 921R	III		30 x 0.01 lb	Digital Electronic
89-108P	10/02/89	Flex-Weigh Corporation		Load Cell	S	III		500 to 3000 lb	Superseded by 89-108PA1
89-108PA1	01/12/90	Flex-Weigh Corporation		Load Cell	S	III		500 to 3,000 lb	S-Type

Capacities (lb): 500, 750, 1000, 1500, 2000, 3000

LISTING BY CERTIFICATE NUMBER

CC No.	Date	Company Name	Other Models	Device Type	Model	Accuracy Class	n	Capacity	Platform size	Comments
89-109		Epelsa International, Inc.		Load Cell	MC					IN PROCESS
89-109P	08/21/90	Epelsa International, Inc.	Capacities (kg): 75, 100, 150, 200, 250, 300, 500, 681	Load Cell	MC	III	3,000	75 to 681 kg		Bending Beam
89-110				NO DEVICE TYPE						NOT ISSUED
89-111	04/25/90	Doran Scales, Inc.		Bench and Counter Scale	DSP1000 Series	III	3,000	5 to 30 lb	8" x 10"	Load Cell Electronic
89-112	04/25/90	Doran Scales, Inc.		Bench and Counter Scale	DSP2000 & DSP3000	III	2,000	15 to 300 lb	12"x16", 18"x18"	Load Cell Electronic
89-112A1	04/06/92	Doran Scales, Inc.		Bench and Counter Scale	DSP2000/3000 Series	III	3,000	10 - 300 lb	12"x16", 18"x18"	Load Cell Electronic
89-113	04/25/90	Doran Scales, Inc.		Bench and Counter Scale	DSP5000 Series	III	2,000	60 to 1,000 lb	18"x24", 24"x24"	Load Cell Electronic
89-113A1	04/06/92	Doran Scales, Inc.		Bench and Counter Scale	DSP5000 Series	III	3,000	50 - 1000 lb	18x24" - 24x24"	Load Cell Electronic
89-114		Epelsa International, Inc.		Load Cell	SC	III	3,000 S	500 - 3,000 kg		IN PROCESS
89-114P	10/06/89	Epelsa International, Inc.	Capacities (kg): 500, 750, 1000, 1500, 3000	Load Cell	SC	III	3,000 S	500 to 3,000 kg		
89-115	04/25/90	Tokheim Corporation		Retail Motor Fuel Dispenser	262 Series Unistar					Superseded by 89-115A1
89-115A1	04/18/90	Tokheim Corporation		Retail Motor Fuel Dispenser	262-X, 262A-X					Digital Electronic

LISTING BY CERTIFICATE NUMBER

CC No.	Date	Company Name	Other Models	Device Type	Model	Accuracy Class	Capacity	Platform size	Comments
89-116	10/24/89	Brooks Instrument Division		Wholesale Meter	0501A1BXX				
89-117	10/24/89	Rice Lake Weighing Systems		Indicating Elements	UMC 555XXX	III/III L	10,000		Digital Electronic
89-118	01/10/90	Rice Lake Weighing Systems		Indicating Elements	EL 1233HE	III/III L	10,000		Digital Electronic
89-118 Ammended	03/13/90	Rice Lake Weighing Systems		Indicating Elements	EL 1233HE	III/III L	10,000		Digital Electronic
89-119	01/06/90	Pelouze Scale Company		Bench and Counter Scale	PS6LR1	III	6 X 0.005 lb	7 7/8 X 5 1/8"	Digital Electronic
89-120	01/06/90	Pitney Bowes		Weight Classifier	A 605	III	5 lb X 0.1 oz	8 7/8" x 5 5/8"	Digital Electronic Computing
89-121	01/06/90	Pitney Bowes		Bench and Counter Scale	A 603	III	3 lb x 0.1 oz	8 7/8" x 5 5/8"	Digital Electronic Computing
89-122	11/08/89	PAR Microsystems		Cash Register	NTA & NXA Series				Digital Electronic
			NTA 510, NXA 590-XX, NCX 591-XX, NXA XXX						
89-123	12/20/89	Weigh-Tronix, Inc.		Computing Scale	3400	III	30 x 0.01 lbs	12" x 14"	Digital Electronic
			3401 (remote display), 3400-X, 3400 PLU						
89-124	12/20/89	Weigh-Tronix, Inc.		Computing Scale	3450	III	30 x .01 lb	12" x 14"	Digital Electronic
			Other capacities (lb): 15, 50, 100						
89-125PN	01/30/90	Southwest Pump Company		Retail Motor Fuel Dispenser	640 Series				Electronic Computing
			640-S, 640-T-S, 640-MT-S						
89-126	10/24/89	Hobart Corporation		Bench and Counter Scale	HOB 15-X	III	50 - 100 lb	13.5" x 19"	Mechanical Lever Spring Dial
			HOB 15-1, HOB 15-2, HOB 15-3, HOB 15-4, HOB 15-5						
89-127	02/09/90	Certified Scale Co.		Floor Scales	2010	III	1,000 - 5,000 lb	24 x 24 - 60 x 60	Low Profile-Load Cell Electr.
89-127.A1	04/18/91	Certified Scale Co.		Bench and Counter Scale	2010	III	1,000 - 5,000 lb	24 x 24 - 60 x 60	Low Profile-Load Cell Electr.



LISTING BY CERTIFICATE NUMBER

CC No.	Date	Company Name	Other Models	Device Type	Model	Accuracy Class	n	Capacity	Platform size	Comments
89-128	10/24/89	Astec Industries		Hopper Scale	WB		1,000	20,000 lb		Superseded by 89-128A1
89-128A1	04/18/90	Astec Industries		Hopper Scale	WB, WB-A, AC, DA	III L	6,000	1,000 - 20,000 lb		Digital Electronic
89-129	10/24/89	Industrial Data Systems, Inc.	160 (tape printer)	Printer	152					Dot Matrix Ticket
89-130	11/29/89	Totalcomp, Inc.		Load Cell	Nikkei NS	III	4,500 S	25 to 10,000 lb		Type "S" Load Cell
89-130PA1	02/12/90	Totalcomp, Inc.		Load Cell	Nikkei NS	III/III L	5K, 10K S	25 to 20,000 lb		Type "S" load cell
89-131	11/29/89	Totalcomp, Inc.		Load Cell	Nikkei NSB and NSBT	III/III L	5,000 M	1,000 - 10,000 lb		Shear Beam
89-131.A1	02/21/91	Totalcomp, Inc.		Load Cell	Nikkei NSB & NSBT	III & III L	MC-5000	1000 - 10,000 lb		Shear Beam
89-132	11/29/89	Totalcomp, Inc.		Load Cell	Nikkei NDE	III/III L	5,000 M	5,000 - 50,000 lb		Double Ended Shear Beam
89-132A1		Totalcomp, Inc.		Load Cell		III		3000		IN PROCESS
89-133 A2	01/03/91	Shekel Electronic Scales	SC-150P; SC-15G	POS Scale	SC 150	III	3000	30 x 0.01 lb	14.25" X 10.5"	Digital Electronic
89-133P	01/30/90	Shekel Electronic Scales	Advance Retail Systems Inc. Model HT-1000	POS Scale	SC 150	III	3000	30 x 0.01 lb	14.25" x 10.5"	Superseded by 89-133PA1
89-133PA1	04/25/90	Shekel Electronic Scales	SC-150-P; POSISCALE 3030, Advance Retail Systems Inc. Model HT-1000	POS Scale	SC 150	III	3,000	30 x 0.01 lb	14.25" x 10.5"	Digital Electronic

## LISTING BY CERTIFICATE NUMBER

CC No.	Date	Company Name	Other Models	Device Type	Model	Accuracy Class	n	Capacity	Platform size	Comments
89-134P	11/09/89	Powell All-Steel Scales		Vehicle Scale	EP and ET Series	III L	6,000	120,000 lb	60' x 10'	Supersedes 84-85 dated 4/21/86
89-135PN	11/02/89	Weldtec Scales		Vehicle Scale	50-60T	III L	6,000	120,000 lb	50' x 10'	
89-136	01/31/90	Fairbanks Scales	23-2558	Floor Scales	23-2557	III	5,000	10,000 lb	5' x 7'	Load Cell Electronic
89-137	01/10/90	Toledo Scale Corporation		POS Scale	8215	III	3000	30 x 0.01 lb	17" x 11"	Digital Electronic
89-138	01/10/90	Spectra Physics		POS Scale	760SLS	III	3000	30 x 0.01 lb	17" x 11"	Digital Electronic
89-139	01/10/90	IBM Corporation		POS Scale	4687-2	III	3000	30 x 0.01 lb	17" x 11"	Digital Electronic
89-140	08/21/90	Schlumberger Technologies, Inc.		LPG Liquid Meter				See notes below		Mechanical
89-140PN	11/03/89	Schlumberger Technologies, Inc.		LPG Liquid Meter	4D					Mechanical
89-141	02/14/90	Liqua-Tech Corporation		Vehicle Tank & LPG Meter	LPM-100			3.5 - 18 gal/min		Gas Measuring Device
89-142P	04/25/90	Superior Load Cell		Load Cell				1,000 - 5,000 lb		Shear Beam
89-142P,A1	03/07/91	Superior Load Cell		Load Cell				1,000 to 5,000 lb		Shear Beam
89-143	04/25/90	Ishida Scales Mfg. Co., Ltd.		Bench and Counter Scale	MG-2500			5 kg x .002 kg	200 x 250 mm	Checkweighing Scale

Red Seal Type 4D Com  
Meter Size: 3/4 inch, 1 inch, 1-1/4 inch, 1 1/2 inch, 2 inch. Capacity: 2-1/2 to 14 gpm, 3-1/2 to 18, 5 to 30, 12 to 60, 20 to 100. Application: For use in measurement of LPG. For use with compatible Indicator with NTEP CC. NOTE: Upgrade to full CC based on CA test on 1" and no comments on pre-NTEP CC.

AW200 Family  
AW-200-1K, -200A-1K, -201A-1K, -202-1K, -200-2K, -200A-2K, -201A-2K, -202-2K, -203-2K, -200A-2.5K, -201A-2.5K, -202-2.5K, -203-2.5K, -200-4K, -200A-4K, -201A-4K, -202-4K, -203-4K, -200-5K, -200A-5K, -201A-5K, -202-5K, -203-5K  
MC: 4,000  
AW-200  
AW-200-1K, AW-200A-1K, AW-201A-1K, AW-202-1K, AW-203-1K, AW-200-2K, AW-200A-2K, AW-201A-2K, AW-202-2K, AW-203-2K, AW-200-2.5K, AW-201A-2.5K, AW-202-2.5K, AW-203-2.5K, AW-200-4K, AW-200A-4K, AW-201A-4K, AW-202-4K, AW-203-4K, AW-200-5K, AW-200A-5K, AW-201A-5K, AW-202-5K & AW-203-5K

LISTING BY CERTIFICATE NUMBER

CC No.	Date	Company Name	Other Models	Device Type	Model	Accuracy Class	Capacity	Platform size	Comments
89-144	01/30/90	Triner Scale & Manufacturing		Indicating Elements	600 E	III	1,000		Digital Electronic
89-145	03/27/90	Toledo Scale Corporation		Indicating Elements	8510	III/III L	10,000		Digital Electronic
89-145A1	Amend 03/07/91	Toledo Scale Corporation	n-max: 10,000(III/III L); 100,000 (II).	Indicating Elements	8510	see below	see below		Digital Electronic
89-146	01/10/90	Toledo Scale Corporation		Indicating Elements	263	III			
89-147	01/10/90	Spectra Physics		POS Scale	760SLS-RD	III			Digital Electronic
89-148	01/10/90	IBM Corporation		POS Scale	4687-2	III			Digital Electronic
89-149	01/10/90	Wayne Division		Retail Motor Fuel Dispenser	DLX/35 Series				High Capacity Digital Comput.
89-149	Amended 04/18/91	Wayne Division		Retail Motor Fuel Dispenser	DLX/35X Series				High Capacity Digital Comput
89-150PN	01/12/90	Wayne Division		Retail Motor Fuel Dispenser	DLX/360,DLX/370 Sers		999,999 total vol		Digital Electronic Multi-Pro.
89-151	11/22/89	Fairbanks Scales	Capacities (lb): 10,000, 20,000, 25,000, 30,000, 40,000, 50,000, 60,000, 75,000, 100,000	Load Cell	90814-XX	III L	10,000 M		Double Ended Shear Beam
89-152	04/25/90	Omron Systems of America		Cash Register	RS3510				Stand Alone
89-153	04/25/90	Omron Systems of America		Cash Register	RS4043				Stand Alone
89-154	04/25/90	Omron Systems of America		Cash Register	RS5550				Stand Alone
89-155	04/25/90	ICL, Inc.		POS Scale	310RD	III			Digital Electronic

LISTING BY CERTIFICATE NUMBER

CC No.	Date	Company Name	Other Models	Device Type	Model	Accuracy Class	Capacity	Platform size	Comments
89-156	01/14/90	Rice Lake Weighing Systems	Printer KB-102, ACS-105	Printer	KB-105				Printing Element
89-157	01/06/90	Fargo Electronic Services Inc.	Printer KB-102, ACS-105	Printer	KB-105				Accessory Keyboard
89-157.A1	01/24/91	Fargo Electronic Services Inc.	Printer Optional Models: KB-102, ACS-105 & ACS-107	Printer	KB-105				Accessory Keyboard
89-158P	12/20/89	Flex-Weigh Corporation	Load Cell Capacities (lb): 1000, 2000, 2500, 4000	Load Cell	SSB and SSBT	III	5,000 M	1,000 to 4,000 lb	Shear Beam
89-158P.A1		Flex-Weigh Corporation	Load Cell	Load Cell	SSB/SSBT				IN PROCESS
89-159	05/04/90	Sun Electric Corporation	Cash Register	Cash Register	SM-960				Digital Electronic
89-159 Amended	06/04/90	Sun Electric Corporation	Cash Register	Cash Register	SM-960				Digital Electronic
89-160	12/20/89	Sun Electric Corporation	Service Station Consoles/ECR SR-896-1, SP-894, SS-895-1, SS-895, SS-890, SS-960	Service Station Consoles/ECR	SR-896-1 SR, SP, SS				Digital Electronic
89-160 Amended	05/04/90	Sun Electric Corporation	Service Station Consoles/ECR System consists of these models: SR-896-1 Island Card Reader (ICR), SP-894 Island Receipt Printer (IRP), SS-895-1 Dual Stand (Island Pedestal), SS-895 Single Stand (Island Pedestal), SM-890 Electronic Cash Register & SM-960. Electric Cash Register (ECR)	Service Station Consoles/ECR see below	SR-896-1				Digital Electronic
89-161PN	01/30/90	Southwest Pump Company	Retail Motor Fuel Dispenser 660 Series 660, 660-S, 661, 661-S, 661-REM, 661-T-REM, 662, 662-S, 662-REM, 662-S-REM	Retail Motor Fuel Dispenser	SR-896-1				Digital Electronic
89-162P	01/06/90	Epelsa International, Inc.	Load Cell ATC 5, ATC 8, ATC 13, ATC 17, ATC 32	Load Cell	ATC	III	3,000 S	5 to 32 kg	Electronic Computing

LISTING BY CERTIFICATE NUMBER

CC No.	Date	Company Name	Other Models	Device Type	Model	Accuracy Class	n	Capacity	Platform size	Comments
89-163		Epelsa International, Inc.		Load Cell	BP					IN PROCESS
89-163P	01/06/90	Epelsa International, Inc.		Load Cell	BP	III	3,000 S	5 to 30 kg		Bending Beam
89-164	04/25/90	UHL Scale Service, Inc.		Vehicle Scale	BP 5, BP 7, BP 10, BP 15, BP 17, BP 20, BP 30	III L	6,000	30,000 lb	24'x10'-35'x12'	Load Cell Electronic
89-165	02/16/90	Mid-America Scale Company		Hopper Scale	3512, 2412, 2410	III L	2,250	7,000 lb	Hopper	Levers & Load Cell
90-001	02/27/91	Toledo Scale Corporation		Railroad Track Scale	H-1, H-2, H-3, H-4	III L	6,800	340k x 50 lb	2 plat. 25x4'11ea	Digital Electronic
90-001P	02/16/90	Toledo Scale Corporation		Railroad Track Scale	7260	III L	6,800	340,000 x 50 lb	25'x4'11" each(2)	Digital Electronic
90-002	02/27/91	Toledo Scale Corporation		Floor Scales	One 12'6" weighing element, Two independent 12'6" weighing elements, One 25' weighing element, One 37'6" weighing element	III	2,000	1,000 x 0.5lb	3" x 2.5"	Weighing Element-Load Cell Ele
90-002P	01/06/90	Toledo Scale Corporation		Floor Scales	2885	III	2,000	1000 X 0.5 lb	3' X 2.5'	Weighing Element
90-003	06/14/90	Rice Lake Weighing Systems		Monorail Scale	2885	III	1500	750 x 0.5 lb		Load Cell Electronic
90-004	02/16/90	Wayne Division		Retail Motor Fuel Dispenser	MS200	III		999.999 TOTAL VOL		Digital Electronic Computing
90-005	02/16/90	Wayne Division		Retail Motor Fuel Dispenser	V590DX			999.999 Total Gal		Digital Electronic Computing
90-005.A1	04/18/91	Wayne Division		Retail Motor Fuel Dispenser	V387DX			999.999 Total Vol		Digital Electronic Computing

LISTING BY CERTIFICATE NUMBER

CC No.	Date	Company Name	Other Models	Device Type	Model	Accuracy Class	Capacity	Platform size	Comments
90-006	02/16/90	Wayne Division	V490DX	Retail Motor Fuel Dispenser	V490D Series		999.999 total vol		Digital Electronic Multi-Pro.
90-007	02/16/90	Wayne Division	V390DX	Retail Motor Fuel Dispenser	V39XD Series		99.999 Total Vol		Digital Electronic Multi-Pro.
90-007.A1	04/18/91	Wayne Division		Retail Motor Fuel Dispenser	V39XXX Series		see below		Digital Electronic Multi-Pro.
90-008	02/14/90	Cardinal/Detecto Scale Mfr. Co.		Bench and Counter Scale	PCS 200 M PCS 200 MR, PCS 200 M, PCS 200, PCS-RCM, PCS-AS-150	III	99lb 15.5 x 0.5oz	18" x 18"	
90-009	07/02/90	Stores Automated Systems, Inc.		Cash Register	SuperStar				CPU
90-009 Amended	11/08/90	Stores Automated Systems, Inc.		Cash Register	SuperStar				ECR Interfaced with scales
90-009, Amended	11/06/90	Stores Automated Systems, Inc.		Cash Register	SuperStar				ECR interfaced with scales
90-010	04/25/90	Toledo Scale Corporation	1938, 2038, 2138	Weight Classifier	XX38 Series	III	25 - 1,000 lb		Load Cell Electronic
90-011	01/30/90	NCR Corporation		Weight Classifier	4000-XX1X	III	30 x 0.01 lb	12" x 14"	Digital Electronic
90-012	02/14/90	Emark Corporation		Wholesale Meter	0455-XXXX-001				Digital Electronic
90-013	02/14/90	Southwest Pump Company		Service Station Consoles/ECR	M268 REG., M268 BASE				Digital Electronic
90-014	01/22/90	Tokheim Corporation		Retail Motor Fuel Dispenser	TCS Series				Digital Electronic

Capacities: \$999.99 Total Price, 999.999 Total Volume & \$9.999 Total Unit Price.

The SASI SuperStar cash register consists of: Model PR 1028 printer, Model KB 1028 keyboard, Model MN 1028 display.

Certificate supersedes 90-009.

Generic name: HARDiMeter Phase 2

LISTING BY CERTIFICATE NUMBER

CC No.	Date	Company Name	Other Models	Device Type	Model	Accuracy Class	n	Capacity	Platform size	Comments
90-014A1	05/05/92	Tokheim Corporation		Retail Motor Fuel Dispenser	TCS Series			see below		Digital Electronic
			311 or 311A, 312 or 312A, 322 or 322A, 324 or 324A, 413 or 413A, 426 or 426A, 614 or 614A & 628 or 628A.					Capacities: 999.99 Dollars, 999.999 Volume Units.		
90-015P	04/25/90	Hottinger Baldwin Measurements, Inc		Load Cell	U1T	III L	10,000 S	50 - 3,000 lb		Universal Tension /Compression
					Capacities (lb): 50, 100, 200, 300, 500, 1000, 2000, 3000					
90-016P	04/25/90	Hottinger Baldwin Measurements, Inc		Load Cell	USB	III L	10,000 S	200 - 5,000 lb		Universal Tension /Compression
					Capacities (lb): 200, 1000, 2000, 5000					
90-016P.A1	09/26/90	Hottinger Baldwin Measurements, Inc		Load Cell	USB	III L	10,000	200 to 10,000 lb		Universal, Tension or Comp.
					The specific model of load cells covered by this certificate are USB-YYYYX500 through USB-YYYYXX699 where YYY is the load cell capacity and XX is the cable length.					
90-017	10/09/90	Schlumberger Technologies, Inc.		LPG Liquid Meter	831 & 833					Analog Indicating
90-017PN	01/30/90	Schlumberger Technologies, Inc.		LPG Liquid Meter	831 & 833					
90-018	02/16/90	John Chatillon & Sons, Inc.		Hanging Scale	DHB 300	III	3000	300 x 0.1 lb		Digital Electronic
					DHB 150K, DHB 100, DHB 50K					
90-019	03/13/90	International Mailing Systems, Inc.		Computing Scale	3000N	III	3200	100 lb X 0.5 oz	13 X 10.5 in	Computing Postal Scale
					MPS 100N, MPS 100RN					
90-019.A1	02/06/91	International Mailing Systems, Inc.		Computing Scale	3000N	III	3200	100 lb x 0.5 oz	13 x 10.5"	Digital Electronic
90-020	02/09/90	Tokheim Corporation		Retail Motor Fuel Dispenser	262-HV (High Volume)			60 gpm		Electronic Computing
90-021	02/14/90	InterSystems, Inc.		Bulkweighing System	Masterweigh IV	III	10,000			
90-022	02/06/90	Rice Lake Weighing Systems		Indicating Elements	WS 900					
90-023P	03/14/90	Scaime S.A.		Load Cell	AE Series	III	3,000 S	10 to 100 kg		Single-point beam load cell

LISTING BY CERTIFICATE NUMBER

CC No.	Date	Company Name	Other Models	Device Type	Model	Accuracy Class	n	Capacity	Platform size	Comments
90-024	02/14/90	CMI Weighing Equipment		Indicating Elements	UMC 2000 XX-XX UMC 2000, UMC 2002, UMC 2004, UMC 2006, UMC 2008	III/III L	10,000			Digital Electronic
90-025	02/14/90	CMI Weighing Equipment		Indicating Elements	UMC UMC 555AAAA	III/III L	10,000			Digital Electronic
90-026	02/14/90	CMI Weighing Equipment		Indicating Elements	UMC 600 AA-AA	III/III L	10,000			Digital Electronic
90-027	02/16/90	Husky Corporation		Retail Motor Fuel Dispenser	V (Coaxial)					Vapor Recovery Nozzle/Balance
90-028	04/25/90	Daniel Industries, Inc.		Wholesale Meter	LR 3601-1A Maximum flow rates: 1000 GPM for gasoline, 800 GPM for diesel					Turbine Meter
90-029	02/14/90	Weigh-Tronix, Inc.	3401 (remote display)	Hanging Scale	PCSR 3400	III	5000	2000 x 1 lb		Digital Electronic
90-030	02/14/90	Weigh-Tronix, Inc.		Indicating Elements	WI-171	III	5000			Electronic, Price Computing
90-031	03/13/90	Ishida Scales Mfg. Co., Ltd.	Optional capacity: 2.5 kg x 0.001 kg	Bench and Counter Scale	MG-2500	III	2,500	5 kg x .002 kg	200 x 250 mm	Digital Checkweighing Elect.
90-032	04/25/90	Artech Industries, Inc.		Load Cell	SS30310 SERIES Class III, single cell, n = 5,000. Class III L, single cell, n = 10,000. Capacity 1,000 to 10,000 lb. Other models: SS30210 and SS30310-xx-C/B	III/III L	5k, 10k M	1,000 - 10,000 lb		SHEAR BEAM LOAD CELL
90-032P	02/12/90	Artech Industries, Inc.		Load Cell	SS30310 Series	III/III L	5K, 10K M	1,000 to 10,000lb		Superseded by 90-032
90-033	04/30/90	Gedge Systems		Indicating Elements	GS1650B	III/III L	10,000			Digital Electronic
90-034	02/14/90	Bennett Pump Company	3722; 3724; 3725; 3725D; 3727; 3782; 3788; 3788D; 3789; 3789D; 3792; 3922; 3924; 3925; 3925D; 3927; 3912; 3913 & 3913D	Retail Motor Fuel Dispenser	3700 & 3900 Series					Analog Volume Only
90-034A1	03/12/92	Bennett Pump Company	3722; 3724; 3725; 3725D; 3727; 3782; 3788; 3788D; 3789; 3789D; 3792; 3922; 3924; 3925; 3925D; 3927; 3912; 3913 & 3913D.	Retail Motor Fuel Dispenser	3700 & 3900 Series					Analog Volume Only



LISTING BY CERTIFICATE NUMBER

CC No.	Date	Company Name	Other Models	Device Type	Model	Accuracy Class	Capacity	Platform size	Comments
90-034PN	07/11/91	Bennett Pump Company		Retail Motor Fuel Dispenser	3700 Series 3722, 3724, 3725, 3725D, 3727, 3782, 3788, 3788D, 3789, 3789D, 3792, 3922, 3924, 3925, 3925D, 3927, 3912, 3913 & 3913D.				Analog Volume Only
90-034PNA1		Bennett Pump Company		NO DEVICE TYPE	3900 Series				
90-035PN	03/13/90	Bennett Pump Company		Retail Motor Fuel Dispenser	4000 Series 4012, 4013, 4022, 4024, 4025, 4027				Analog Computing
90-036PN	03/13/90	Bennett Pump Company		Service Station Consoles/ECR	81 Series 814M, 816M, 818M				Digital
90-037	04/25/90	Toledo Scale Corporation		Computing Scale	8427	III	30 x 0.01 lb	15-1/2" x 9-3/4"	Digital Electronic
90-038	04/25/90	Sterling Scale Company, Inc.		Indicating Elements	DW750	III, III L	10,000		Digital Indicator
90-039	04/25/90	Esselte Meto		Computing Scale	CS 512	III	30 x 0.01 lb	14.25" x 9.75"	Digital Electronic
90-040	04/25/90	Esselte Meto		Computing Scale	ES 1010	III	10 x 0.005 lb	11.75" x 8.5"	Digital Electronic
90-041	04/25/90	Schlumberger Technologies, Inc.		Vehicle Tank & LPG Meter	Type 4				Analog Indicating
90-042	04/25/90	Fairbanks Scales		Indicating Elements	90-166	III, III L	10,000		Digital Electronic
90-043	03/07/91	Fairbanks Scales		Indicating Elements	90-515 & 90-516	III/III L	10,000		Digital Electronic
90-044	02/28/90	Omron Systems of America		Cash Register	RS5500 Series				ECR
90-045	06/14/90	Cardinal/Detecto Scale Mfr. Co.		Vehicle Scale	LP Series Models: 3025-LP, 3030-LP, 6035-LP, 6040-LP, 6050-LP, 6060-LP & 6070-LP.	III L	6000	25'-70' x 10'	Mechanical Lever System
90-046	02/27/91	Toledo Scale Corporation		Vehicle Scale	7541	III L	200,000 lb	40x10" to 100x10"	Load Cell Electronic

CLC=60,000lb

LISTING BY CERTIFICATE NUMBER

CC No.	Date	Company Name	Other Models	Device Type	Model	Accuracy Class	n	Capacity	Platform size	Comments
90-046P	06/14/90	Toledo Scale Corporation		Vehicle Scale	7541	III L	10,000	20,000 lb	40x10" - 100x10"	
90-047	08/21/90	Toledo Scale Corporation		Bench and Counter Scale	2097	III	5000	25 to 1000 lb		Load Cell Electronic
			1997 & 2197; e min: 0.005 lb; capacity 15 to 600 kg.							
90-048	04/25/90	Epelsa International, Inc.		Indicating Elements	LC-110 & LC-210	III, III L	3,000			Digital Electronic
			Other manufacturer: FIRST-Weigh Model DI11 and Model DI21							
90-048A1	03/12/92	FIRST-Weigh		Indicating Elements	FIRST-Weigh DI21/11	III/III L	see below			Digital Electronic
			n: 5000-Class III; 10,000-Class III L							
90-049	06/14/90	Digi Postal Corporation		Indicating Elements	DP101-U		1999			Digital Electronic
			Optional Model DP-102M (computer interface)							
90-050PN	04/25/90	Sooner Scale, Inc		Livestock Scale	PS 18 x 7					
90-050PN Amend	06/14/90	Sooner Scale, Inc.		Livestock Scale	PLS 18 x 7	III L	2,000	10,000 lb	18" x 7"; 2 sect.	Portable Electronic
			CLC: 6,750 lb							
90-051	04/25/90	M&R Brand Scale		Vehicle Scale	100 Series	III L	6,000	120,000 x 20 lb	70' x 12'	Lever System
					1005010-50, 1006010-60, 1007010-60, 1008010-60, 1009010-60, 1005014-50, 1006014-60, 1007014-60, 1008014-60					
90-052	03/27/90	Superior Load Cell		Load Cell	AW600B Series	III	5,000 M	2,500 - 20,000 lb		Shear Beam, Tension
					AW600B-2.5K, -5K, -10K, -15K, -20K. Capacities (lb): 2,500, 5,000, 10,000, 15,000, 20,000					
90-052.A1	03/07/91	Superior Load Cell		Load Cell	AW600B Series	III	MC: 5,000	2500 to 20k lb		Shear Beam, Tension
					The model designation for the series is AW600B-XXX where XXX is the load cell capacity in thousands (K) pounds. Models: AW600B-2.5K, AW600B-5K, AW600B-10K, AW600B-15K & AW600B-20K.					
90-053	06/14/90	Bizerba United States, Inc.		Computing Scale	PRO9000 Series	III	3,000	30 x 0.01 lb	10.4" x 15"	Digital Electronic
					This series consists of the Models PRO9100, PRO9400, PRO9700, PRO9600 & PRO9800.					
90-054				NO DEVICE TYPE						NOT ISSUED

LISTING BY CERTIFICATE NUMBER

CC No.	Date	Company Name	Other Models	Device Type	Model	Accuracy Class	n	Capacity	Platform size	Comments
90-055	04/25/90	Certified Scale Co.		Floor Scales	2010	III	5,000	5,000 lb	48" x 60"	Load Cell Electronic
90-056	04/25/90	Henry Troemner, Inc.		Prescription Balance	800A	III	6,000	60 x 0.01 g	2.875 inch round	Torsion Band/Equal Arm
90-057	11/02/90	Fairbanks Scales	EL9000	Floor Scales	1126D	III	5000	1000 x 0.2 lb	23.5 x 17.75"	Lever System, Load Cell
90-058	04/25/90	Hardy Instruments, Inc.		Indicating Elements	H2101 WC	III, III L	6,000, 9,000			Digital Electronic
90-059	04/25/90	Industrial Data Systems, Inc.		Printer	Matrix 500					Electronic Dot-Matrix
90-060	04/18/90	Daniel Industries, Inc.		Mass Flow Meter	1450-15-SP			Max 60 GPM		Rotary Meter
90-061	04/18/90	A&D Engineering, Inc.		Floor Scales	FW-150KA1	III	7,500	300 x .1 lb	15.4" x 20.8"	Digital Electronic
90-061.A1	01/24/91	A&D Engineering, Inc.		Bench and Counter Scale	FW Series	III	10,000	300 lbs	see below	Superseded by 90-061.A2
					Platform: 15.4" x 20.8" (KA1); 12.8" x 16.5" (KA2)					
90-061.A2	02/12/91	A&D Engineering, Inc.		Bench and Counter Scale	FW SERIES	III	10,000	see below	15.4"x20.8" (KA1)	Digital Electronic
					Platform: 12.8" x 16.5"(KA2), capacities - 12, 60, 120, 200 & 300 lbs.					
90-061.A2	08/14/91	A&D Engineering, Inc.		Bench and Counter Scale	FW Series	III	10,000	see certificate	see below	Digital Electronic
					Platform: 15.4" x 20.8"(KA1)-12.8" x 16.5"(KA2).					
90-062	04/18/90	TEC America, Inc.		Computing Scale	SL 5900-3(X)-C(X)-US	III	3,000	30 x 0.01 lbs	240 mm x 350 mm	Digital Electronic
90-062.A1	04/18/91	TEC America, Inc.		Computing Scale	SL 5900-3(X)-C(Y)-US	III	3,000	30 x 0.01 lb	240mm x 350 mm	Digital Electronic
90-063	04/18/90	Santa Rosa Scale Company		Floor Scales	SR-XXX	III	4,000	2,000 - 20,000 lb	24"x30" - 60"x84"	Flexure Lever, Load Cell
					SR3, -4A, -5, -50, -6, -6A, -7, -7A, -7B, -8, -8A, -8B, -9, -9A, -9B, -10, -10A, -10B, -11, -11A, -12, -12A					

LISTING BY CERTIFICATE NUMBER

CC No.	Date	Company Name	Other Models	Device Type	Model	Accuracy Class	n	Capacity	Platform size	Comments
90-064	08/21/90	A&D Engineering, Inc.		Bench and Counter Scale	FV-60KA1 FV-30KA2, FV-60KA2, FV-150KA1. Other capacities: 60 x .02 kg, 1920 x 1 oz	III	3,100	120 x .05 lb	15.4" x 20.8"	Digital Electronic
90-065	04/18/90	Cardinal/Detecto Scale Mfr. Co.		Bench and Counter Scale	EF Series EF-100: 100 lb x .05 lb, 18 x 18 / EF-218: 200 lb x .1 lb, 18 x 18 / EF-224: 200 lb x .1 lb, 24 x 24 / EF-524: 500 lb x .2 lb, 24 x 24 & EF-528: 500 lb x .2 lb, 28 x 28.	III	2500	100 - 1,000 lbs		Load Cell Electronic
90-066	04/18/90	Better Built Scale Products		Indicating Elements	UMC 555 AAAA Optional Models: UMC 555 ---, Enclosure: A = Standard, Mildsteel Painted, B = Nema Enclosure. Input Power: A = 117 VAC, 60Hz, B = 227 VAC, 50Hz. Load Cell Term: A = Standard 6-wire Connector, B = RFI-Shielded 6-Wire Connector: A = Standard, B = Non-Standard.	III/III L	10,000			Digital Electronic
90-067	04/18/90	Schlumberger Technologies, Inc.		Service Station Consoles/ECR	MMX 3000					Point-of-Sale Terminal
90-067A1	03/31/92	Schlumberger Technologies, Inc.		Service Station Consoles/ECR	MMX 3000					Digital Electronic
90-068	08/21/90	Accurate Metering Systems, Inc.		Wholesale Meter	RZ-3A			35 to 315 gal/min		Digital Electronic
90-068A1	02/07/91	Accurate Metering Systems, Inc.		Wholesale Meter	RZ 3A			35 to 315 gal/min		Digital Electronic
90-069	05/11/90	Cardinal/Detecto Scale Mfr. Co.		Floor Scales	FH-XXXX-II FH 522-II, FH 533-II, FH 544-II, FH 553-II, FH 554-II, FH 555-II, FH 563-II, FH 564-II, FH 565-II, FH 566-II, FH 575-II, FH 1044-II, FH 1053-II, FH 1054-II, FH 1055-II, FJ 1063-II, FJ 1064-II, FH 1065-II, FH 1066-II, FH 1075-II, FH 1086-II, FH 1097-II & FH 10106-II.	III	5,000	5,000 - 10,000 lb	2 x 2 - 10 x 6	Low Profile-Load Electronic
90-070	04/18/90	Hasstech, Inc.		Retail Motor Fuel Dispenser	HP-2, HP-22					Nozzle
90-071	07/12/90	Digil Postal Corporation		Computing Scale	DP-100*	III	3199	99lb 15.5oz X 0.5	15.75" X 10.75"	Postal Weight Classifier
90-072	06/14/90	Jonel Engineering		Indicating Elements	JL-DSD-253B	III/IIIL	1,000			Digital Electronic
90-073	08/21/90	Toledo Scale Corporation		Printer	307					Thermal Electronic

LISTING BY CERTIFICATE NUMBER

CC No.	Date	Company Name	Other Models	Device Type	Model	Accuracy Class	Capacity	Platform size	Comments
90-074	07/29/91	Doran Scales, Inc.	7005-P, 7015-P, 7030-P, 7060-P & 7100-P.	Bench and Counter Scale	7000-P Series	III	5 - 100 lb	10"x10" & 12"x12"	Load Cell Electronic
90-074P	05/11/90	Doran Scales, Inc.	7005-P: 5 lb, 2500, 0.002 lb, 10" x 10" / 7015-P: 15 lb, 3000, 0.005 lb, 10" x 10" / 7030-P: 30 lb, 3000, 0.01 lb, 10" x 10" / 7060-P: 60 lb, 3000, 0.02 lb, 12" x 12" & 7100-P: 100 lb, 2000, 0.05 lb, 12" x 12".	Bench and Counter Scale	7000-P Series	III	5 to 100 lb	10" x 10"	Load Cell Electronic
90-075	04/25/90	Hardy Instruments, Inc.	HI 2151 WC-(XX)	Indicating Elements	HI 2150 WC-(XX)	III, III L	10,000		Digital Electronic
90-076	08/22/90	Toledo Scale Corporation		Printer	325				Thermal Electronic
90-077	09/11/90	Pulsar Technology Systems, Inc.		Taximeter	100				Mileage Odometer
90-078	05/15/90	John Chatillon & Sons, Inc.	PDT-50: 65 lb x 2 oz, PDT-200: 260 lb x 8 oz, PDT-25K: 25 x .05 kg, PDT-50K: 50 x .1 kg & PDT-100K: 100 x .2 kg.	Bench and Counter Scale	PDT-100	III	130 lb x 4 oz	12 x 17 inch	Mechanical Spring Dial
90-079	03/07/91	Weigh-Tronix, Inc.	CLC: 70,000lb; Load Cell: Weigh-Tronix Model WBT 50.0K.	Vehicle Scale	FTMSC-XXXX-XXXseries	III L	7k to 140k lb	10-47 x YY ft	Digital Electronic
90-080				NO DEVICE TYPE					NOT ISSUED
90-081				NO DEVICE TYPE					NOT ISSUED
90-082	09/11/90	Weigh-Tronix, Inc.		Vehicle Scale	MCTM-7310-100T3	III L	200,000 x 20 lb	73' x 10'	Digital Electronic
90-082.A1	04/27/91	Weigh-Tronix, Inc.	MCTM-71XX-100T3X, MCTM-73XX-100T3X, MCTM-74XX-100T3X, MCTM-76XX-100T3X, MCTM-78XX-100T3X, MCTM-80XX-100T3X, MCTM-81XX-100T3X & MCTM-84XX-100T3X.	Vehicle Scale	MCTM-7310-100T3	III L	200,000 x 20 lb	73' x 10'	Digital Electronic

Other Capacities: The scale consists of three individual weighing devices, each with a separate indicator. The system is equipped with a fourth indicator that totalizes the weights from the three scales.  
CLC: 70,000 lb

LISTING BY CERTIFICATE NUMBER

CC No.	Date	Company Name	Other Models	Device Type	Model	Accuracy Class	n	Capacity	Platform size	Comments
90-083	05/15/90	Artech Industries, Inc.		Load Cell	80210 Series 80310 - The difference between the Models 80210 and 80310 is in the manner of contact of the load cell to the mounting assembly. The 80210 has a semicircular indentation in the middle of the bottom of the cell where the cell rests on a semicircular rod. The point of contact is the semicircular areas. The bottom of the 80310 is flat and the semicircular is turned upside down so the flat area is in contact with the load cell. The semicircular rod makes contact with a flat plate in its mounting assembly	III L	10,000	20,000 - 200,000		Double Ended Shear Beam
90-083.A1		Artech Industries, Inc.		Load Cell	80210 Series	III L	10,000	20,000 - 200,000		IN PROCESS
90-084	09/13/90	Fairbanks Scales		Indicating Elements	H90-3051	III/IIIL	10,000			Digital Electronic
90-085	08/21/90	Toledo Scale Corporation		Bench and Counter Scale	XX96 Series	III	5000	25-1000lb		Load Cell Electronic
			Models: 1196; 2096; 2196							
90-086	04/29/91	Flintab, Inc.		Load Cell	SB4 Series SB4-5kN, SB4-10kN, SB4-20kN, SB4-23kN & SB4-50kN.	III	SC-3000	5kN - 50kN		Stainless Steel Bending Beam
90-086P	09/11/90	Flintab, Inc.		Load Cell	SB4 Series SB4-5kN - 5, 0.25, 0; SB4-10kN - 10, 0.50, 0; SB4-20kN - 20, 1.0, 0; SB4-50kN - 50, 2.5, 0.	III	Single 3,000	5 kN - 50 kN		Stainless Steel Bending Beam
90-087	02/12/91	Pitney Bowes		Weight Classifier	A 500	III	160	16 x 0.1 oz	9.25" x 5"	Digital Electronic
90-088	06/14/90	Pitney Bowes		Floor Scales	A219	III	1200	600 x 0.5 lb	30" x 30"	Load Cell Electronic
90-089P	05/31/90	General Electrodynamics Corporation		Wheel Load Weigher	LP400E	IIIL	400	20,000 x 50lb	14.5" x 22"	Digital Electronic
90-090	06/12/90	Superior Load Cell		Load Cell	AW900B AW900B-20K, AW900B-25K, AW-900B-30K, AW900B-40K, AW900B-50K, AW901B-50K, AW900B-60K, AW900B-60KL, AW901B-65K, AW900B-75K, AW900B-75KL & AW900B-100K.	III L	10,000	20k to 100k		Double-Ended Shear Beam
90-091	08/07/90	Digi Matex, Inc.		Bench and Counter Scale	DS-410	III	3,000	300 x 0.1 lb		Digital Electronic
								Optional Capacities: 150 x 0.05 lb, 600 x 0.2 lb. Optional Platform Sizes: 15.5" x 15.5", 27" x 22".		
90-092	09/18/90	Hottinger Baldwin Measurements, Inc		Load Cell	SB2 & SB3	III L	10,000	10k to 200 lb		Shear Beam
								The specific load cell covered by this certificate are: SB2-YYYYXX500 through SB2-YYYYXX699 and SB3-YYYYXX500 through SB3-YYYYXX699 where YYY is the load cell capacity and XX is the cable length.		

LISTING BY CERTIFICATE NUMBER

CC No.	Date	Company Name	Other Models	Device Type	Model	Accuracy Class	Capacity	Platform size	Comments
90-093	08/21/90	CompuWeigh		Indicating Elements	Compudraft 2000	III/III L			Electronic
				Computraft Series 2000 console consisting of a self contained 19 inch compact case incorporating a 9-inch CRT, a flip-down alpha keyboard, and a single board Computer with Platform Scale Software.					
90-094	06/14/90	Fairbanks Scales		Indicating Elements	70-1414	III	100 x .05 lb	14" x 14"	Load Cell Electronic
90-094.A1	04/18/91	Fairbanks Scales		Load Cell	70-1414	III	100 x 0.05 lb	14 x 14 inch	Load Cell Electronic
90-095	08/21/90	Berkel Incorporated		Bench and Counter Scale	RS-150	III	150 x 0.05 lb	13.9" x 19.7"	Digital Electronic
			RS-300: 300 x 0.1 lb						
90-096	08/21/90	A&D Engineering, Inc		Bench and Counter Scale	FV-60KAS1	III	60 x .02 kg	15.4" x 20.8"	Digital Electronic
			FV 60KAS2 60 x 0.2kg, 150 x 0.5 lb, 2400 x 1 oz, 12.8" x 16.5"						
90-097	08/21/90	Pennsylvania Scale Company		Floor Scales	6600 Series	III	1,000 - 10,000	12 x 24 - 60 x 84	Load Cell Electronic
			24X24-1K, 24X24-2K, 24X24-5K, 30X30-1K, 30X30-2K, 30X30-5K, 36X36-1K, 36X36-2K, 36X36-5K, 48X48-1K, 48X48-2K, 48X48-5K, 48X48-10K, 48X60-5K, 48X60-10K, 48X72-5K, 48X72-10K, 48X84-5K, 48X84-10K, 60X60-5K, 60X60-10K, 60X72-5K, 60X72-10K, 60X84-10K						
90-098	08/21/90	Global Scale Imports, Inc.		Prepackaging Scale	Automator 650A	III	30 x 0.01 lb	10" x 16"	Digital Electronic
90-099	08/21/90	Global Scale Imports, Inc.		Computing Scale	Concentrator 220A	III	30 x 0.01 lb	10" x 16"	Digital Electronic
90-099A1	11/26/91	Ishida U.S.A. Inc.		Computing Scale	Ishida Alpha-Cosmic	III	30 x 0.01 lb	10" x 16"	Digital Electronic
90-100	08/21/90	Global Scale Imports, Inc.		Computing Scale	Ishida LIBRA 300	III	30 x 0.01 lb	10" x 16"	Digital Electronic
90-101	09/17/90	Syracuse Scale Co, Inc.		Vehicle Scale	ALVS-6080	IIIL	160k x 20 lb	60" x 10" 3 sect.	Load Cell Electronic
			CLC: 80,000 lb						
90-102	11/02/90	Sanyo Business Systems Corp.		Cash Register	ECR-635				Stand Alone
90-102.A1	01/03/91	Sanyo Business Systems Corp.		Cash Register	ECR-635 & ECR-645				Stand Alone





LISTING BY CERTIFICATE NUMBER

CC No.	Date	Company Name	Other Models	Device Type	Model	Accuracy Class	Capacity	Platform size	Comments
90-111	08/21/90	Cardinal/Detecto Scale Mfr. Co.		Load Cell	738/TLC100-738/Z100		5,000		Steelyard Rod Adaptor
			Type Z & TLC load cell capacity: 100 lbs.						
90-112	11/02/90	Weigh-Tronix, Inc.		Indicating Elements	3270M	III/III L	10,000		Digital Electronic
90-113	11/02/90	Weigh-Tronix, Inc.		Indicating Elements	WI-160	III/III L	10,000		Digital Electronic
90-114	11/02/90	Weigh-Tronix, Inc.		Bench and Counter Scale	3270S	III	6 x 0.0002 lb	9" x 9"	Load Cell Electronic
90-115	08/23/90	Gilbarco, Inc.		Retail Motor Fuel Register			see below		Electronic Computing
			\$999.00 total price, 999,000 volume units & \$9,999 unit price.						
90-115.A1	11/02/90	Gilbarco, Inc.		Retail Motor Fuel Dispenser			2 x 13 gpm		Elec.Comp.Ret.Motor Fuel Disp.
			Model designations identified by four code positions; See Certificate for possible codes.						
90-115A2	08/21/90	Gilbarco, Inc.		Retail Motor Fuel Dispenser					
			The Advantage Series						
90-116	11/02/90	Dover Corporation		Retail Motor Fuel System					Vapor Recovery Nozzle-balance
			OPW 111-V 22, OPW 111-V 24, OPW 111-V 47 & OPW 111-V 49.						
90-117	09/11/90	Brooks Instrument Division		Wholesale Meter					Digital Electronic
			004X-XXXXXXXXX and 004X-XXXX		PetroCount 44				
90-118	11/02/90	Brooks Instrument Division		Wholesale Meter					3-inch & 4-inch
			Generic Name: Parity Series		Turbo				
90-118A1	03/26/92	Brooks Instrument Division		Wholesale Meter					3-Inch; 4-inch & 6-inch
			Trademark Name: Parity Series		Turbo				
90-119	09/11/90	CMI Weighing Equipment		Hopper Scale			60 x .01 tons		Load Cell Electronic
					SE/SW 653B	III L	6,000		
90-120	09/17/90	Sanyo Business Systems Corp.		Cash Register					Digital Electronic
					ECR 690				

LISTING BY CERTIFICATE NUMBER

CC No.	Date	Company Name	Other Models	Device Type	Model	Accuracy Class	n	Capacity	Platform size	Comments
90-121	11/02/90	Micros Systems, Inc.		Cash Register	Type 2000					Digital Electronic
90-122	08/23/90	Daniel Industries, Inc.		Wholesale Meter	3401-3P					4-inch
90-123	11/02/90	CAT Scale Company		Printer	320					Dot Matrix
90-124	09/26/90	Friden Alcatel	Model 8510-5: 5 lb x 0.1 oz	Weight Classifier	8510	III	1600	10 lb x 0.1 oz	9.5" x 7.5"	Digital Electronic Computing
90-125	09/17/90	CAS Corporation	6D & 15D	Bench and Counter Scale	3D	III	3,000	6 lb	13.5" x 8.5"	Load Cell Electronic
90-126	09/17/90	CAS Corporation		Computing Scale	15 M	III	3,000	30 x .01 lb	17.25" x 10.75"	Load Cell Electronic
90-127	08/30/90	Fairbanks Scales		Bench and Counter Scale	70-490X-XXX FAM	III				
90-128	08/30/90	Fairbanks Scales	H90-5150 & H90-5200.	Indicating Elements	H90-5100	III/IIII	10,000			Digital Electronic
90-129P	03/07/91	Measurement Systems International		Wheel Load Weigher	MSI-5300	IIII	400	20,000 x 50 lb	11" x 10.25"	Digital Electronic
90-130	11/02/90	Wayne Division		Retail Motor Fuel Dispenser	DLX-390-1L Series			\$999.99 Total Vol		Digital Electronic Multi-Pro.
90-131	09/24/90	Tri-Coastal Industries		Hanging Scale	OKD-6	III	2,500	see below		Digital Electronic
90-132	09/24/90	Weight-Tronix, Inc.		Bench and Counter Scale	DSLXXXX-YY	III	5,000	2,000 - 10,000	see below	Low Profile-Load Cell Elec.
90-132.A1	08/09/91	Weight-Tronix, Inc.		Bench and Counter Scale	DSLXXXX-YY	III	5,000	2 K, 5 K, 10,000K	see below	Low Profile-Load Cell Elec.

Capacities: 1,2500 x .5 lb, 2,500 x 1 lb, 5,000 x 2 lbs.  
platform: 30 x 30 to 96 x 72.

DSL3030-02, DSL-3030-05, DSL3636-02, DSL3636-05, DSL4848-02, DSL4848-05, DSL4848-10, DSL6060-02, DSL6060-05, DSL6060-10, DSL7248-02, DSL7248-05, DSL7248-10, DSL7260-02, DSL7260-05, DSL7260-10, DSL8460-05, DSL8460-10, DSL8472-05, DSL8472-10, DSL9672-05 & DSL9672-10.

LISTING BY CERTIFICATE NUMBER

CC No.	Date	Company Name	Other Models	Device Type	Model	Accuracy Class	Capacity	Platform size	Comments
90-133	08/31/90	Pulsar Technology Systems, Inc.		Taximeter	2010		See "Other Model"		Digital Electronic Taximeter
									Flag Drop: \$0.01 - \$999.99, Fare Incr.: \$0.01 - \$999.99, Extras: \$0.02 - \$9.99, Earlier version of 2010 is larger—See CC, Shall be installed using Arthur Allen 4 pulse per revolution pulse transducer (NOT 2 pulse per revolution). See CC for important notes on proper sealing.
90-134	10/02/90	Weigh-Tronix, Inc.		Indicating Elements	Motion Stabilizer	III/IIIL			Digital Filter Package
									Description: The "Digital Motion Stabilizer" package is a digital filter software package for electronic digital indicators.
90-135	03/07/91	Weigh-Tronix, Inc.		Weight Classifier	A120-TA	III	see below	12" x 13"	Digital Electronic Computing
									n-max: 320 (0-2 lb); 2240 (2-70 lb). capacities: 0-2 lb x 0.1 oz / 2-70 lb x 0.5 oz.
90-136	09/12/90	Pitney Bowes		Weight Classifier	A120-TA	III	SEE BELOW	13" x 14"	Digital Electronic
									N-max: 320 (0-2lb) & 2240 (0-70lb). Capacities: 0-2lb x 0.1oz, 0-70lb x 0.5 oz
90-137	10/02/90	Weigh-Tronix, Inc.		Hanging Scale	HS-100	III	195 x .1 lb		Load Cell Electronic
90-138P	09/26/90	Hottinger Baldwin Measurements, Inc		Load Cell	USB	III	200 to 5000 lb		Universal, Tension
									The specific models of load cells covered by this certificate are USB-YYYYX500 through USB-YYYYX699 where YYY is the load cell capacity and XX is the cable length.
90-139	09/26/90	Syracuse Scale Co, Inc.		Load Cell	ALC850	III L	20k to 100k		Double-Ended Shear Beam
									These load cells are marketed under the brand name "Atlas." The specific models covered by this certificate are: ALC850-20K, ALC850-25K, ALC850-30K, ALC850-40K, ALC850-50K, ALC850-60K, ALC850-65K, ALC850-75L, ALC850-75K, ALC850-75KL & ALC850-100K.
90-140		Airway Scale and Mfg Co., Inc.		Bench and Counter Scale	XX XL YY	III			IN PROCESS
90-141	11/02/90	Airway Scale and Mfg Co., Inc.		Load Cell	AW600B Series	III	2500 to 20,000lb		Shear Beam, Tension
									Model: AW600B-2.4K, AW600B-5K, AW600B-10K, AW600B-15K & AW600B-20K.
90-142	11/02/90	Airway Scale and Mfg Co., Inc.		Load Cell	AW900B	IIIL	20,000-100,000lb		Double-Ended Shear Beam
									Models: AW900B-20K, AW900B-25K, AW900B-30K, AW900B-40K, AW900B-50K, AW900B-60K, AW900B-60KL, AW900B-65K, AW900B-75K, AW900B-75KL & AW900B-100K.

LISTING BY CERTIFICATE NUMBER

CC No.	Date	Company Name	Other Models	Device Type	Model	Accuracy Class	Capacity	Platform size	Comments
90-143PN	10/09/90	Veeder-Root		Retail Motor Fuel Register	2003				RMFD Mechanical Computer
				Pre-NTEP CC based on OWM ROT 498 and 523 (issued to 2002E) and info from manufacturer. 2003 identical to 2002E except left money wheel goes from 0 - 14 instead of 0-9.					
90-144	11/02/90	Tokheim Corporation		Retail Motor Fuel Dispenser	200 & 330 Series	999.999gal	\$999.99 Money	9999.9 liters	Digital Comp. RMFD
				Models: 220B, 222B, 330B, 33B. Suffixes: E-External fixed hose connection. V-External two hose connection for vapor recovery. VC-Coaxial hose fitting for vapor recovery. L-Lighted valance. U-Unlighted valance. SA-Stand Alone. K-Customer select cash credit. P-Customer select preset.					
90-145PN	11/02/90	Tokheim Corporation		Retail Motor Fuel Dispenser	1100 & 1200 Series	\$3.999 up	\$99.99 Max\$	999.9 liters	Mech. Comp. RMFD
				Models: 1148T, 1150T, 1248, 1250. Suffixes: T, GP, SP, 1, 2, RCFC, AFC-1, PEH, SCS, HS, TPZ, PR, A, S, G, M, GM, VR, KC-4, KC-8, KC-16, WNC, TW, APC, APC-1, RHO, ESI, IBM, PR-SS, OC,					
90-146	10/09/90	Pinney Bowes		Weight Classifier	A217	III		100 lb	Digital Electronic
				A218 0 2 lb x 1 or 0-100 lb x 05 oz					
90-146A1	04/06/92	Pinney Bowes		Weight Classifier	A217	III		99 lb	Digital Electronic
90-147	03/12/92	Toledo Scale Corporation		Floor Scales	2157	III		see below	Digital Electronic
				Capacity by division: 2000 x 1 lb; 5000 x 2 lb; 10000 x 5 lb & 20000 x 10 lb					
90-148	10/18/90	Schlumberger Technologies, Inc.		Retail Motor Fuel Dispenser	EPS R CT X X X XX	\$9.999 U.P.	\$999.99 Total \$	999.99 Vol Units	Dig. Comp. RMFD
				EPS = Basic Model Number, R = Remote submersible pump, CT = Calcutrim, Blank = Standard Construction or V = Vapor Recovery, DS = Hoses on both sides or SS = Hoses on one side, 1 - 4 = Number of Products; 2,3,4 or 6 = Number of Hoses.					
90-148	11/02/90	Schlumberger Technologies, Inc.		Retail Motor Fuel Dispenser	EPS R CT X X X XX		SEE BELOW		Digital Computing
				Generic Name: Calcutrim, Capacities: \$999.99 total money, 999.99 volume units, \$9.999 unit price					
90-149	10/18/90	Schlumberger Technologies, Inc.		Retail Motor Fuel Dispenser	EPS RC I X X X XX	\$9.999 UP	\$999.99 Total \$	999.99 Vol Units	Elec. Comp. RMFD
				Model designations and suffixes: EPS = Basic Model Number, RC = Remote Calcutrim (submersible), I = Intermediate size, Blank = Standard Construction OR L = dispenser longer than 7 feet, 1, 2, or 8 = # hoses - 1 or 4 = # Products DS = Hoses on both side s or SS = Hoses on one side.					
90-149	11/02/90	Schlumberger Technologies, Inc.		Retail Motor Fuel Dispenser	EPS RC I X X X XX		SEE BELOW		Electronic Computing
				Generic Name: Calcutrim, Capacities: \$999.99 total money, 999.99 volume units, \$9.999 unit price.					

LISTING BY CERTIFICATE NUMBER

CC No.	Date	Company Name	Other Models	Device Type	Model	Accuracy Class	Capacity	Platform size	Comments
90-150	10/27/90	Advanced Systems Interfacing, Inc.		Bulkweighing System	Bulk II	III	10,000		Digital Electronic
90-150A1	01/10/92	Pentech	See certificate for specific specifications	Bulkweighing System	Bulk II				Digital Electronic
90-150P	09/11/90	Epelsa International, Inc.	see certificate for other models.	Load Cell	TSF & LC18*	III	100 to 1000 lb		S-Type
90-151	04/18/91	Tokheim Corporation		Wholesale Meter	682-15-AF-L-X Other name: Vehicle or Stationary-Mount. Other Model: 682-15-SS-L-X.				Positive Displacement Meter
90-151A2		Tokheim Corporation		Wholesale Meter	682-15-XX-X-X				IN PROCESS
90-152P	11/02/90	Revere Transducers, Inc.		Load Cell	5423 B	III L	10,000	10,000-65,000 lb	Double-Ended Shear Beam
90-152P.A1	03/28/91	Revere Transducers, Inc.		Load Cell	5423-B10 The Model designation for th load cells is 5423-B10-XXK-YYYY where XXX represents the celol capacity in thousands of pounds (e.g., 10K) & YYYY represents variations that are not metrologically significant.				Double-Ended Shear Beam
90-153	03/07/91	McNeilus Truck & Mfg. Inc.		Hopper Scale	5423-B10 5423-B10-10K-YYYY, 5423-B10-20K-YYYY, 5423-B10-30K-YYYY, 5423-B10-50K-YYYY & 5423-B10-65K-YYYY. The model designation for the load cells is 5423-B10-XXK-YYYY where XXX represents the cell capacity in thousands of pounds (e.g, 10K) and YYYY represents variations that are not metrologically significant.	III L	10,000	10,000 - 65,000lb	Double-Ended Shear Beam
90-153.A1	07/02/91	McNeilus Truck & Mfg. Inc.		Hopper Scale	RL20000-5K Load cell type: Rice Lake Weighing Systems RL2000-5K or RL20000-20K or certified equivalent.	III L	2,000		Weighing Element Electronic
90-154	01/03/91	Berkel Incorporated		Computing Scale	AH-40 & CH-40	III L	2,000	4k - 40k	Digital Electronic
90-155	01/24/91	Epelsa International, Inc.		Bench and Counter Scale	623LS 624LS Capacity 30 x 0.01lb - Same as the Model 623LS except the operator's display is alphanumeric.	III	3,000	30 x 0.01 lb 400 x 252 mm	Digital Electronic
90-156		Dog Postel Corporation		Bench and Counter Scale	SP12 Series SP12-1813, SP12-2413 & SP12-3013	III	3000	300 lb	Load Cell Electronic
				Bench and Counter Scale	DP70S	III			IN PROCESS

LISTING BY CERTIFICATE NUMBER

CC No.	Date	Company Name	Other Models	Device Type	Model	Accuracy Class	Capacity	Platform size	Comments
90-157	01/24/91	Morrison Weighing Systems, Inc.		Indicating Elements	DC100	III	10,000		Digital Electronic
			Other model: MP201/for use in batching systems						
90-158	04/18/91	Rice Lake Weighing Systems		Load Cell	RL20000A-XXX	III & III L	25 - 50,000 lb		S-Beam Tension
			Capacity: S-Cell, Class III: 5000 - S-Cells, Class III L: 10,000. The specific load cells covered by this certificate are identified by the cell capacities. The XXX of the model designation represents the load cell capacity.						
90-158P	11/05/90	Rice Lake Weighing Systems		Load Cell	RL20000A-XXX	III	1,000 - 10,000		Shear Beam, Compression
90-159	01/03/91	Rice Lake Weighing Systems		Load Cell	RL30000A-XXX	III	1,000 to 10,000		Shear Beam, Compression
			RL30000A-XXX (Thread load hole), RL30001A-XXX (Counterr bored load hole), RL30002A-XXX (Through load hole).						
90-159.A1	08/01/91	Rice Lake Weighing Systems		Load Cell	RL30000A-XXX	III	1000 - 10,000		Shear Beam, Compression
			RL30000B-XXX						
90-160	11/05/90	Intercomp Corporation		Indicating Elements	AM4660				Digital Electronic
			AM1660, AM2660						
90-161	11/06/90	Pennsylvania Scale Company		Indicating Elements	6400	III	1000 lb	24" x 24"	Load Cell Electronic
90-162	01/31/91	Bennett Pump Company		Service Station Consoles/ECR	M405-8E & M405-16E		999.99 total vol	9,999.999 total \$	RMFD Console
			For use with electronic RMFD's, M405-*e Interfaces with up to 8 hoses, M405-16E interfaces with up to 16 hoses.						
90-163	03/07/91	Triangle Microsystems, Inc.		Service Station Consoles/ECR	MPC-8 & MPC-16		see below		Digital Electronic
			Capacities: \$9,999.99 (total money), 999.999 (total gallons).						
90-164	07/27/91	Graco, Inc.		Wholesale Meter	(P/N) 222-560	III			Meter & Control Valve Assembly
			Maximum Accumulation: 19,999 gallons						
90-165	01/24/91	Micro General		Bench and Counter Scale	10XX	III	99 lb. x .5oz.		Digital Electronic
			Other Models: 1084, 1064, 1052, 1085, 1065 & 1053.						
90-166	03/07/91	CASIO, INC.		Cash Register					Stand Alone
			SA-2040KY, SA-2141KY, SA-2060D, SA-2013RJ, SA-2014RJ, SA-2070S & SA-2010SP OR SA-2012 SP.						

LISTING BY CERTIFICATE NUMBER

CC No.	Date	Company Name	Other Models	Device Type	Model	Accuracy Class	n	Capacity	Platform size	Comments
90-167	01/03/91	General Electronic Systems, Inc.	402-12, 402-14, 402-18 & 402-24	Bench and Counter Scale	UBS 402 Series	III	3000 or 5000	20 to 500		Digital Electronic
90-168PN	12/18/90	Liquid Controls Corporation		Vehicle Tank & LPG Meter	MA-4-CY-10	III				
90-169PN	12/18/90	Liquid Controls Corporation		Vehicle Tank & LPG Meter	MA-5-GX-10					
90-170PN	12/18/90	Liquid Controls Corporation		Wholesale Meter	MA-5-GX-12					
90-171P	01/04/91	Sun Scale Inc.		Load Cell	SHS Series	III	5000	1000 to 10,000 lb		Single-Ended Bending Beam
90-172	12/18/90	Liquid Controls Corporation		Retail Motor Fuel Dispenser	MA-5-1 & MA-5-2					
90-173PN	12/18/90	Liquid Controls Corporation		Vehicle Tank & LPG Meter	MA-7-X-10					
90-174PN	12/18/90	Liquid Controls Corporation		Vehicle Tank & LPG Meter	MA-7-X-11					
90-175PN	12/18/90	Liquid Controls Corporation		Vehicle Tank & LPG Meter	MA-7-X-12					
90-176	12/18/90	Liquid Controls Corporation		Vehicle Tank & LPG Meter	M-7-1, M-7-2 & M-7-3					
90-177PN	12/18/90	Liquid Controls Corporation		Vehicle Tank & LPG Meter	M-7-27					
90-178PN	12/18/90	Liquid Controls Corporation		Vehicle Tank & LPG Meter	M-15-X					
90-179PN	12/18/90	Liquid Controls Corporation		Wholesale Meter	M-25-2					
90-180PN	12/18/90	Liquid Controls Corporation		Wholesale Meter	M-30-X					
90-181PN	12/18/90	Liquid Controls Corporation		Wholesale Meter	M-60-X					

LISTING BY CERTIFICATE NUMBER

CC No.	Date	Company Name	Other Models	Device Type	Model	Accuracy Class	n	Capacity	Platform size	Comments
90-182PN	12/18/90	Liquid Controls Corporation		Wholesale Meter	M-120-X					
90-183PN	12/18/90	Liquid Controls Corporation		Wholesale Meter	MS-7-1, MS-7-2					
90-184P	02/12/91	Flex-Weigh Corporation		Load Cell	C SERIES	III	5000	150 to 500 lb		Single-Ended Bending Beam
90-185	01/24/91	Ohaus Corporation	Model I150-P with mild steel case	Indicating Elements	I150-S	III/IIIL	10,000			Digital Electronic
91-001	01/24/91	Revere Transducers, Inc.		Load Cell	792-B5	III L	4500	50k to 200k lb		Single Column compression can.
91-002	01/24/91	Pacific Scale Co., Inc.		Floor Scales	TNL SERIES		5,000	see below	see below	Load Cell Electronic
91-003	01/08/91	Absco Scale Co.	CLC: 80,000 lb	Vehicle Scale	5752	IIIL	10,000	200,000 x 20 lb	60" x 10"	Load Cell Electronic
91-003A1	04/17/92	Absco Scale Co.		Vehicle Scale	5752 Series	III L	10,000	100k - 270k lb	30x10" - 90x10"	Load Cell Electronic
91-003P	01/08/91	Absco Scale Co.		Vehicle Scale	5752					
91-004	02/06/91	J&S Scale Company		Vehicle Scale	LP Series	III L	6,000	See CC	See CC	Load Cell Elec. Vehicle Scl WE
91-005	01/10/91	Diamond Control Systems		Indicating Elements	Guardian WS					Data Procession Unit
91-006	02/06/91	J&S Scale Company		Vehicle Scale	FT Series	III L	2,000	See CC	See CC	Load Cell Elec. Vehicle Scl WE
91-007	02/12/91	Thurman Scale Company		Indicating Elements	430	III/IIIL	10,000			Digital Electronic

Capacity Range: 30,000 to 150,000 lb. Platform Size Range: 18' x 10' to 100' x 12'. CLC Range: 25,000 lb to 65,000 lb. Concrete or Steel deck, 2 to 4 sections. See CC for details.

Range of Capacities: 10,000 lb to 24,000 lb. Range of Platform Sizes: 8' x 8' to 22' x 10'. Range of CLC's: 4,000 lb to 9,000 lb, 2 sections. See CC for specific model information.



LISTING BY CERTIFICATE NUMBER

CC No.	Date	Company Name	Other Models	Device Type	Model	Accuracy Class	n	Capacity	Platform size	Comments
91-008	01/12/91	Thurman Scale Company		Indicating Elements	455	III/IIIL	10,000			Digital Electronic
91-009	02/12/91	Thurman Scale Company		Indicating Elements	465	III/IIIL	10,000			Digital Electronic
91-010	02/12/91	Thurman Scale Company		Indicating Elements	620					Digital Electronic
91-011	03/27/91	Sensortronics		Load Cell	60001A-XX-1166	III/IIIL	see below	250 - 2500 lb		S-Beam Tension
					Capacity: SC-Class III: 5000/SCells-Class III L: 10,000. 60001A250, 60001A300, 60001A500, 60001A750, 60001A1K, 60001A1.5K, 60001A2.5K.					
91-011.A1	03/12/92	Revere Corp (See Revere Transducers, Inc.)		Load Cell	792-B10	III L	MC-10,000	50k - 200k lb		Single col. Comp. Canister
91-011P	01/11/91	Sensortronics		Load Cell	60001A-XX-1166					
91-012				NO DEVICE TYPE						NOT ISSUED
91-013	03/12/92	Scales Unlimited Inc.		Vehicle Scale	AGES Series	III L	6000	72,000 lb	12.5" x 40 x 10"	Load Cell Electronic
			CLC: 48,000 lb, 2 sections							
91-014	03/12/92	Scales Unlimited Inc.		Indicating Elements	AGES 3PL					Scale System Controller
91-015	01/18/91	POS Data Products, Inc.		POS Scale	3030	III	3,000	30 x 0.01 lb	14.25" x 10.5"	Digital Electronic
91-016	03/07/91	PSI/Command Data		Indicating Elements	Scale Readout	III/IIIL	1000			Digital Electronic
91-017	02/12/91	Thurman Scale Company		Indicating Elements	405	III	5,000			Digital Electronic
91-018	01/31/91	Weldotron Corporation		Prepackaging Scale	9000 Series	III	3,000	30 x 0.01 lb	13-1/4" x 11-1/4"	Prepackaging Scale
					Includes Models 9602, 9603, 9605, 9609, 9610, 9612. CC based on CC 88-174.A1 issued to NBI, Inc. & information provided by mfg. Corresponding models for all but 9612/9612 included based on mfg. information.					
					CC based on CC 88-174.A1 issued to NBI, Inc. & info provided by mfg. information.					
91-019	01/31/91	William M. Wilson's Sons, Inc.		Retail Motor Fuel Dispenser	9100 Series					RMFD Volume Only
										For use in applications in which a volume only dispenser is considered suitable. The 9140 Super Speed model is to be used for diesel fuel only.

LISTING BY CERTIFICATE NUMBER

CC No.	Date	Company Name	Other Models	Device Type	Model	Accuracy Class	Capacity	Platform size	Comments
91-020	02/06/91	William M. Wilson's Sons, Inc.		Service Station Consoles/ECR	8000 Series		\$999.99 total \$99.999/vol	999.999 total vol	Elec. Comp. RMFD
			Models: 8852-, 8853-, 8840-Suffix, See CC for suffixes. Standard, Super, & Highspeed, Model 8840 for use with diesel only.						
91-021	02/04/91	William M. Wilson's Sons, Inc.		Retail Motor Fuel Dispenser	8000 Series				Mechanical Computing RMFD
			VeederRoot Registers: VR-10: \$999.99, 999.9 vol, \$9.999/vol. 2002E: \$99.99, 999.9, \$3.999/vol. VR-10 register must be used for applications in which total sales will exceed \$99.99, Models: 8052-, 8053-, 8652-, 8653-, 8740, 8752-, 8753-Suffix. See C for suffixes.						
91-022	03/07/91	Seca Corporation		Bench and Counter Scale	920C	III	440 x .5 lbs	12" x 12"	Digital Electronic
91-023	03/07/91	Tanita Corporation		Bench and Counter Scale	BWB-620A	III	400 x 0.1 lbs	12.625" x 13.50"	Digital Electronic
91-023A1	05/05/92	Tanita Corporation		Bench and Counter Scale	BWB-620A	III	440 x 0.1 lb	12.625" x 13.50"	Digital Electronic
			other capacity: 200 x 0.05 kg.						
91-024	02/01/91	Weigh-Tronix, Inc.		Indicating Elements	Wt-190M	III	5000		Indicator Electronics
			The Model Wt-190M is the main electronics module that contains the analog to digital converter, microprocessor controller, and calibration storage.						
91-025	02/05/91	TEC America, Inc.		Cash Register	MA-1600 & FDS-30				Stand Alone
91-026	02/01/91	Mettler Instrument Corporation		Jewelers' Balance	AE 1000C/49	I	102,500	80 mm diameter	Digital Electronic
91-027	03/07/91	Thurman Scale Company		Printer	600				Dot Matrix
91-028PN	02/06/91	Thurman Scale Company		Floor Scales	TWH Series	III			
91-029	02/19/91	UHL Scale Service, Inc.		Vehicle Scale	40,60,70 & 80 Series	III	60k - 120 lb	see below	Weighing Element
			Series 40 - 4014, 4012 & 4010. Series 60 - 6014, 6012 & 6010. Series 70 - 7014, 7012 & 7010. Series 80 - 8012. Platform size(s): 40x10-14, 60x10-14, 70x10-14, 80x12.						
91-029A1		UHL Scale Service, Inc.		Vehicle Scale	70 Series				IN PROCESS

LISTING BY CERTIFICATE NUMBER

CC No.	Date	Company Name	Other Models	Device Type	Model	Accuracy Class	n	Capacity	Platform size	Comments
91-030		Hottinger Baldwin Measurements, Inc	Load Cell n = 3,000 S/5,000 M	Load Cell	HLC/THC	III	see below	1k to 20k		IN PROCESS
91-030P	03/07/91	Hottinger Baldwin Measurements, Inc	Load Cell n-max: single cell: 3,000 - multiple cells: 6,000. The specific load cells covered by this certificate are HLC-YYYYX400 through HLC-YYYYX690 & THC-YYYYX400 through THC-YYYYX690, where YYY is the load cell capacity & XX is the cable length. The numbers do not have any effect on compliance with NIST Handbook 44. Models: HLC-1K, HLC-2.5K, HLC-4K, HLC-5K & HLC-10K.	Load Cell	HLC & THC SERIES	III	see below	1,000 to 10k lb		Bending Beam
91-030P	AMENDED 05/14/91	Hottinger Baldwin Measurements, Inc	Load Cell The specific load cells covered by this certificate are HLC-YYYYX400 through HLC-YYYYX690 & THC-YYYYX400 through THC-YYYYX690, where YYY is the load cell capacity and XX is the cable length. the numbers 400 through 690 represent customer variations that do not have any effect on compliance with NIST HB 44.	Load Cell	HLC & THC Series	III	see below	1000 - 10,000 lb		Bending Beam
91-031		Hottinger Baldwin Measurements, Inc	Load Cell Class III, S, n = 3,000 Class III L, S, N = 10,000	Load Cell	RSC SERIES	see below	see below	50 to 50,000 lb		IN PROCESS
91-031P	03/07/91	Hottinger Baldwin Measurements, Inc	Load Cell n-max: single cell, class III: 3,000 - single cell, class III L: 10,000. The specific load cells covered by this certificate are RSC-YYYYX400 through RSC-YYYYX690 where YYY is the load cell capacity & XX is the cable length. The numbers 400 through 690 represent customer variations that do not have any effect on compliance with NIST Handbook 44.	Load Cell	RSC SERIES	III/III L	see below	50 to 5,000 lb		Universal Beam ("S" Cell)
91-032	04/18/91	Edlund Company, Inc.	Bench and Counter Scale	Bench and Counter Scale	E2000	III	3200	320 x 0.1 oz	9" x 9"	Digital Electronic
91-033	04/18/91	Tyrel Corporation	Printer	Printer	TCP-10					Digital Electronic
91-034	04/18/91	Wayne Division	Retail Motor Fuel Dispenser Minimum Flow Rate: 0.3 gpm, Maximum Flow Rate: 19.5 gpm.	Retail Motor Fuel Dispenser	V395D Series					Digital Electronic Computing
91-035	04/18/91	Wayne Division	Retail Motor Fuel Dispenser Minimum Flow Rate: 0.3 gpm, Maximum Flow Rate: 19.5 gpm.	Retail Motor Fuel Dispenser	V58XXX Series					Digital Electronic Computing
91-036	03/07/91	Hottinger Baldwin Measurements, Inc	Load Cell The specific load cells covered by this certificate are JRT-YYYYX500 through JRT-YYYYX600, where YYY is the load cell capacity & XX is the cable length. The numbers 500 through 600 represent customer variations that do not have any effect on compliance with NIST Handbook 44. Models: JRT-20K, JRT-50K, JRT-100K & JRT-200K.	Load Cell	JRT SERIES	III L	MC: 10,000	20k to 200k lb		Compression Torsion Ring

LISTING BY CERTIFICATE NUMBER

CC No.	Date	Company Name	Other Models	Device Type	Model	Accuracy Class	Capacity	Platform size	Comments
91-037	04/01/91	The Scale Store		Indicating Elements	MXP-9900	III-III L	10,000		Digital Electronic
91-038	03/06/91	Rice Lake Weighing Systems		Indicating Elements	IQ700HE	III/III L	10,000		Digital Electronic
91-039	03/06/91	Rice Lake Weighing Systems		Indicating Elements	IQ700SS	III/III L	10,000		Digital Electronic
91-040	03/06/91	Rice Lake Weighing Systems		Indicating Elements	555HE	III/III L	10,000		Digital Electronic
91-041PN	06/11/91	Cardinal/Detecto Scale Mfr. Co.		Vehicle Scale	RSC & RSCA Series 7250RSC, 6660RSC, 6650RSC, 6070RSC, 6060RSC, 6060RSCA, 6650RSCA, 6060RSCA & 6050RSCA.	III L	10,000	85 - 200 60-72 X 10	Electronic Load Cell
91-042P	04/18/91	Epelsa International, Inc.		Load Cell	LC Series LC 1000, LC 2500, LC 2600, LC 4000, LC 5000, LC 5000 & LC 10000.	III	M-Cells 3000	1,000 - 10,000 lb	Single Ended Shear Beam
91-042PA1	03/11/91	Epelsa International, Inc.		Load Cell	LC Series LC 1000, LC 2500, LC 2600, LC 4000, LC 5000 & LC 10000.	III	MC- 5000	1000 - 10,000 lb	Single Ended Shear Beam
91-042PA2	03/11/91	Epelsa International, Inc.		Load Cell	LC Series				
91-043P	06/11/91	Celltron Technologies, Inc.		Load Cell	SQB-XX-L SQB-XXX-U (load hole threaded in upper half) & SQB-XX-T (through load hole).	III	see below	1000 - 10,000 lb	Single-Ended Shear Beam
91-044P	06/11/91	Celltron Technologies, Inc.		Load Cell	STC-XX Capacity: SC-Class III, 5000 / SC-Class III L, 10,000.	III/III L	see below	250 - 20,000 lb	Type "S" Load Cell
91-045P	06/11/91	Rice Lake Weighing Systems		Load Cell	RL35023-XX-YY Capacity: SC-3000/MC-5000	III	see below	1000 - 10,000 lb	Single-Ended Shear Beam
91-045PA1	03/01/92	Rice Lake Weighing Systems		Load Cell	RL35023A-XX-YY RL35023-XX-YY	III		1,000 - 10,000 lb	Single-Ended Shear Beam

LISTING BY CERTIFICATE NUMBER

CC No.	Date	Company Name	Other Models	Device Type	Model	Accuracy Class	n	Capacity	Platform size	Comments
91-046P	03/11/91	Rice Lake Weighing Systems	Load Cell	RL20001XX-YY SC-Class III, 5000/SC-Class III L, 10,000. XX-2k, RL2000-XX-2.5k, RL20001-XX-3k, RL20001-XX-5k, RL20001-XX-7.5k, RL20001-XX-10k, RL20001-XX-15k & RL20001-XX-20k.	III/III L see below	250 - 20,000 lb		Type "S" Tension		
91-046PA1	03/25/92	Rice Lake Weighing Systems	Load Cell	n-max: S/C; Class III: 5000; M/C; Class III L: 10000; RL20001A-XX-25; RL20001A-XX-50; RL20001A-XX-75; RL20001A-XX-100; RL20001A-XX-150; RL20001A-XX-250; RL20001A-250; RL20001-XX-300; RL20001A-XX-300; RL20001-XX-500; RL20001A-XX-500; RL20001-XX-750; RL20001-XX-750; RL20001A-XX-1k; RL20001A-XX-1k; RL20001-XX-2k; RL20001A-XX-2k; RL20001-XX-2.5k; RL20001A-XX-2.5k; RL20001-XX-3k; RL20001-XX-5k; RL20001A-XX-5k; RL20001-XX-7.5k; RL20001A-XX-7.5k; RL20001A-XX-10k; RL20001A-XX-10k; RL20001A-XX-15k; RL20001A-XX-20k; RL20001A-XX-25k & RL20001A-XX-30k	III/III L see below	25 - 30,000 lb		Type "S" Tension		
91-047	04/18/91	Alcoa Recycling Machinery Services	Hopper Scale	WH27	III	3,000	300 x 0.1 lb	Digital Electronic		
91-048PN	04/18/91	Liquid Controls Corporation	Wholesale Meter	M-25 Series						
91-049	03/20/91		Hanging Scale	LCB-1000H	III	3000	30 x .01 lb	13" diameter	Digital Electronic	
91-050		CANMAX Retail Systems, Inc.	Software	C-Serve					IN PROCESS	
91-051P	04/18/91	Scaime S.A.	Load Cell	AG Series	III	S-Cell: 5000	5 kg - 100 kg		Single Point Flexion Beam	
91-052			NO DEVICE TYPE						NOT ISSUED	
91-053	04/04/91	Ishida Scales Mfg. Co., Ltd.	Computing Scale	AC-2000	III	3000	30 x 0.01 lb	15.7" x 9.8"	Digital Electronic	
91-054	04/04/91	Ishida Scales Mfg. Co., Ltd.	Computing Scale	Libra II	III	3000	30 x 0.01 lb	10" x 15"	Digital Electronic	
91-055	04/04/91	Fairbanks Scales	Vehicle Scale	14-4304 S	III L	10,000	60 ton	60,70,80,90 x 10	Mechanical/Levertronic	
91-056		Fairbanks Scales	Vehicle Scale	13-8460-3					IN PROCESS	

the 11-430X-S series weighing elements are mechanical devices and the 14-430X-S weighing elements are levertronic devices.

LISTING BY CERTIFICATE NUMBER

CC No.	Date	Company Name	Other Models	Device Type	Model	Accuracy Class	Capacity	Platform size	Comments
91-057	04/05/91	William M. Wilson's Sons, Inc.		Retail Motor Fuel Dispenser					Gasboy Cash Flow Network II
					2000 Series				
					2000S-CFN-DET, 2000S-CFN-PPCII, 2000S-CFN-PCU, 2000S-CFN-SCII, 2000S-CFN-L & 2000S-CFN-CRP.				
91-058	04/05/91	Mobile Computing Corporation		Retail Motor Fuel Register	5400-2				Digital Electronic
			5400-1						
91-058.A1	09/30/91	Mobile Computing Corporation		Vehicle Scale	5400-3				Digital Electronic
91-059	04/02/91	Ishida Scales Mfg. Co., Ltd.		Floor Scales	MS70XX	III	3,000	see certificate	Digital Electronic
			MS-7003, 7006, 7012, 7030, 7060						
91-060	03/16/92	Ishida Scales Mfg Co. Ltd		Indicating Elements	WL600	III	3000		Digital Electronic
			WL 600SS (Stainless steel enclosure)						
91-061	04/10/91	Fairbanks Scales		Floor Scales	23-6200 Series	III	5,000	1000 - 20,000 lb	Digital Electronic
			See certificate for specific models.					30"x30" - 6"x8"	
91-062	04/15/91	Weigh-Tronix, Inc.		Indicating Elements	WI-114	III/III L	10,000		Digital Electronic
			The WI-114 is a weight display that sums the weight values from up to 3 separate Model WI-110 weight indicating elements. It is intended to be used on a vehicle scale with up to 3 individual weighing elements to provide axle-load weights plus the gross weight of the vehicle to comprise a single weighing system.						
91-063	02/06/92	Tyrel Corporation		Indicating Elements	UniWeigh				Personal Computer
91-064	04/24/91	Rice Lake Weighing Systems		Indicating Elements	UniWeigh				Personal Computer
			see certificate for specific specifications						
91-065		Fairbanks Scales		Indicating Elements	Datamaster	III			IN PROCESS
91-066	04/15/91	GSE, Inc.		Indicating Elements	550	III/IIIL	10,000		Digital Electronic
91-067	04/19/91	IBM Corporation		POS Scale	4684-XXX Series				Digital Electronic

LISTING BY CERTIFICATE NUMBER

CC No.	Date	Company Name	Other Models	Device Type	Model	Accuracy Class	n	Capacity	Platform size	Comments
91-068	11/19/91	Powell All-Steel Scales		Livestock Scale	XXYYECZ 3,000	III L	3,000	10K-13.5K x 5 lb		Load Cell, Electronic
<p>CLC: 9,000 lb. The specific models covered by this certificate are XXYYECZ where XX denotes the scale capacity in thousand pounds, YY denotes scale length in feet, and Z denotes the scale width in feet. Platform: 15" x 8" - 4" x 4" (The maximum platform area shall not exceed 120 sq. ft.)</p>										
91-069		Mobile Computing Corporation		Service Station Consoles/ECR	5400-X					IN PROCESS
91-070	04/15/91	Digi Matex, Inc.		Indicating Elements	DI-10	III	5000			Digital Electronic
91-071	05/15/91	Shekel Electronic Scales		POS Scale	SC250-Q	III	3000	30 x 0.01 lb	16.25" x 10"	Digital Electronic
91-072	05/15/91	Bizerba United States, Inc.		Indicating Elements	MCE-XX	III	6,800			Digital Electronic
91-073	05/15/91	Bizerba United States, Inc.		Indicating Elements	MCI-W	III	6,800			Digital Electronic
91-074	05/15/91	Bizerba United States, Inc.		Indicating Elements	20	III	6,800			Load Cell Electronic
91-075	05/15/91	Bizerba United States, Inc.		Indicating Elements	150	III	6,800	300 x 0.05 lb	15.7 x 19.7"	Flexure Lever, Load Cell
91-076	05/15/91	Bizerba United States, Inc.		Indicating Elements	350	III	6,800	600 x 0.05 lb	23.7 x 31.5"	Flexure Lever-Load Cell
91-077	03/03/91	Tara Systems		Indicating Elements	TR-1	III/III L	see below			Digital Electronic
91-077.A2	03/16/92	Tara Systems		Indicating Elements	TR-1	III/III L	see below			Digital Electronic
<p>n-max: Class III: 5000; Class III L: 10000</p>										
91-078	03/23/92	ICL, Inc.		POS Scale	9520 Family		2999	29.99 x 0.01 lb		Digital Electronic
<p>9520/60-69; 9520/150-159</p>										
91-079				NO DEVICE TYPE						NOT ISSUED
91-080		Metro Equipment Corporation		Bench and Counter Scale	301TAD	III	4800	301 lb x 1 oz		Fully Mechanical
<p>Model 50 TK Beams 49 x 1 kg, 1 kg x 10 g Model 150 TK beams: 140 x 10 kg, 10 x 0.1 kg. Model 126 TAD Beams: 120 x 5 lb, 5 lb x 1 oz, 1 x 0.1 lb.</p>										

LISTING BY CERTIFICATE NUMBER

CC No.	Date	Company Name	Other Models	Device Type	Model	Accuracy Class	n	Capacity	Platform size	Comments
91-081	03/25/92	Consolidated Controls, Eaton Corporation		Indicating Elements	UMC 5600	III/III L	10,000			Digital Electronic
91-082	03/19/92	Honeyville Metal, Inc.		Floor Scales	864 Weigh Buggy	III	1000	1000 x 1 lb	22" x 34"	Mechanical Beam
91-083	05/22/91	Analogic Corporation		Indicating Elements	AN3050	III/III L	10,000			Electronic
91-084	08/12/91	K-Scale, Inc.		NO DEVICE TYPE	MS-D	III	3,200	99 lb	13.5" x 9.5"	Digital Mass Transducer
91-085	08/12/91	K-Scale, Inc.		NO DEVICE TYPE	KMS-2000					Manifest System, PC Computer
91-086	06/04/91	NCR Corporation		Cash Register	2760					Digital Electronic
91-087	06/04/91	Division Scale		Floor Scales	DLP Series DLP-2K44, DLP-5K44, DLP-10K45, DLP-10K46, DLP-5K46, DLP-10K55, DLP-5K55, DLP-10K57 & DLP-10K57. Capacities: 2000 lb, 5,000 lb & 10,000 lb. Platform Size: 48" x 48", 48" x 60", 48" x 72", 60" x 60" & 60" x 84".	III	5,000	see below	see below	Load Cell Electronic
91-088PN	06/06/91	Gilbarco, Inc.		NO DEVICE TYPE	AAX X (Ten Times)					Mechanical
91-089		Toledo Scale Corporation		Load Cell	744	III	see below	500 to 5,000 lb		IN PROCESS
91-089P	06/06/91	Toledo Scale Corporation		Load Cell	744	III	see below			Bending Beam
91-090		Toledo Scale Corporation		Load Cell	736	III/III L	see below	50 to 5,000 lb		IN PROCESS
91-090P	06/06/91	Toledo Scale Corporation		Load Cell	736 Series	III/III L	see below	50 - 5,000 lb		Universal Beam ("S" Cell)
91-091	06/07/91	FIRST-Weigh		Computing Scale	RS10	III	2000	10 x 0.005 lb	11.75" x 8.5"	Digital Electronic



LISTING BY CERTIFICATE NUMBER

CC No.	Date	Company Name	Other Models	Device Type	Model	Accuracy Class	n	Capacity	Platform size	Comments
91-092	06/10/91	Epelsa International, Inc. 5000, Class III; 10,000 - Class III L		Indicating Elements	FIRST-Weigh DI12	III/III L				Digital Electronic
91-093	03/26/92	Holtgreven Scale & Electronics Corporation		Floor Scales	135-XXYY-Z	III/III L	3000	2000-30,000 lb	2' x 2' - 8' x 10"	Digital Electronic
91-093A1	05/06/92	Holtgreven Scale & Electronics Corporation	see certificate for specific models and capacities.	Floor Scales	135-XXYY-Z	III/III L	5,000	2000 - 30,000 lb	2' x 2' - 8' x 10'	Digital Electronic
91-094		POS Data Products, Inc.		POS Scale	xxxxx					IN PROCESS
91-095	04/12/91	Bennett Pump Company		Retail Motor Fuel Register	SB 100					
91-096	03/12/92	TEC America, Inc.	SL-2200-15-US	Computing Scale	SL-2200-90-US	III	3000	30 x 0.01 lb	9.8" x 11.6"	Digital Electronic
91-097	03/11/92	Toledo Scale Corporation		Floor Scales	2158	III	5,000	1,000 x 10000 lb	3x3" - 5x7"	Load Cell Electronic
91-098	03/26/92	General Electronic Systems, Inc.	Optional Models see certificate	Indicating Elements	Freedom II/B	III/III L	10,000			Digital Electronic
91-099	06/07/91	Unibridge Scale Systems		Load Cell	DL9000 Series	III L	MC-10,000	50k - 100k lb		Double Ended Shear Beam
					The load cells are offered as a DL 9000-10 for use in HB44 applications up to a maximum of 10,000 divisions and as a DL 9000-6 for applications up to 6000 divisions. Load cells of industrial grade (not for HB44 applications) carry the model designation of DL 9000-9.					
91-100	06/21/91	GSE, Inc.		Floor Scales	Weigh Deck	III	5000	1000 - 20,000 lb		Load Cell Electronic
91-101	03/12/92	R&W Specialty Mfg. Corp.	SLCFT065; Capacity: 65 lb x 2 oz	Bench and Counter Scale	SCLFT130	III	520	130 lb x 4 oz	12 x 17"	Mechanical Spring Dial
91-102	08/12/91	FIRST-Weigh		Computing Scale	see certificate	III	5,000	2,000 lb-5,000 lb	5" x 5" - 3" x 3"	Load Cell Electronic

LISTING BY CERTIFICATE NUMBER

CC No.	Date	Company Name	Other Models	Device Type	Model	Accuracy Class	n	Capacity	Platform size	Comments
91-103	12/13/91	Ohaus Corporation		Grain Test Scale	GT 4400-G	II	40,000	see below	6.5" diameter	Digital Electronic
			Capacities: 0-400 x 0.01 g, 400-4,000 x 0.1 g							
91-104	07/01/91	FIRST-Weigh		Computing Scale	RS20	III	3000	30 x 0.01 lb	14.25" x 9.75"	Digital Electronic
91-105A1	04/17/92	Pacific Scale Co., Inc.		Vehicle Scale	P Series	IIII	10,000	200,000 x 20 lb	100 x 10	Digital Electronic
			CLC: 40,000 lb							
91-106	03/23/92	Doran Scales, Inc.		Indicating Elements	7000M	III	3000			Digital Electronic
91-107	03/12/92	Toledo Scale Corporation		Bench and Counter Scale	8213	III	1999	9.995 x 0.005 lb	12.5" x 14"	Digital Electronic
91-108	07/11/91	Cardinal/Detecto Scale Mfr. Co.		NO DEVICE TYPE	AL62SPLT XY	III	600	300 x 0.5 lb	672 In squared	Digital Electronic
			X is the platform size represented in inches where (1 = 24 x 24, 2 = 26 x 19, 3 = 23 x 20, 4 = 24 x 22, 5 = 25 x 24) and Y represents the available option combinations (0 to 7) such as an upturned platform, dual display and metric conversion.							
91-109	08/12/91	FIRST-Weigh		Bench and Counter Scale	DP10	III	see below	30 lb - 100 lb	12" x 14"	Digital Electronic
			DP10-1003, DP10-1006 & DP10-10. Capacities: 30 lb x 0.01, 60 lb x 0.02 & 100 lb x 0.02. N-max: 3,000 & 5,000.							
91-110	07/22/91	Totalcomp, Inc.		Indicating Elements	T-80	III	3000			Digital Electronic
91-111				NO DEVICE TYPE						NOT ISSUED
91-112		Division Scale		Floor Scales	DSP1000 Series	III				IN PROCESS
91-113		Division Scale		Indicating Elements	DSP-BSI	III				IN PROCESS
91-114	03/26/92	General Electronic Systems, Inc.		Indicating Elements	GE600 & 600SS	III	10,000			Digital Electronic
91-114A1	04/06/92	General Electronic Systems, Inc.		Bench and Counter Scale	4550SS/4560SS	III	see cert.	10 - 600 lb		Load Cell Electronic
91-114A2	03/26/92	General Electronic Systems, Inc.		Bench and Counter Scale	4600SS	III	see cert.	10 - 600 lb		Load Cell Electronic

LISTING BY CERTIFICATE NUMBER

CC No.	Date	Company Name	Other Models	Device Type	Model	Accuracy Class	Capacity	Platform size	Comments
91-115	05/05/92	Samson Scale Co. Inc.		Crane Scale	SM 10000	IIIL	10,000 x 5 lb		Digital Electronic
91-116	08/02/91	Universel Epsco, Inc.	Part No. 9-30 & Part No. 9-32	Retail Motor Fuel Dispenser	4000M-XX-X				Series 4000 Retail Dispenser
91-117	08/02/91	Universel Epsco, Inc.		Retail Motor Fuel Dispenser	8000M-X-XX				Motor Fuel Dispenser
91-118		Universel Epsco, Inc.		Retail Motor Fuel Dispenser	7000				IN PROCESS
91-119		Universel Epsco, Inc.		Retail Motor Fuel Dispenser	3000				IN PROCESS
91-120	08/06/91	Liquid Controls Corporation		Wholesale Meter	M-80-2				Non-Ferrous Aircraft Fueling
91-121	03/27/92	Ishida Scales Mfg Co., Ltd		Bench and Counter Scale	MG-3000	III	6 x 0.002kg	200 x 250 mm	Digital Checkweighing Elect.
91-122	06/25/91	Parcom Technologies		Data Processing Systems	PAR 3000				Manifest System, PC Computer
91-123		Mantle Industries inc.		Vehicle Scale	C and SPE Series	IIIL	200,000	120x 10"	IN PROCESS
91-124.A1	08/12/91	Weigh-Tronix, Inc.		Bench and Counter Scale	SC300P or T	III	50 - 250 lb		Electronic
91-125	03/16/92	A&D Engineering, Inc.		Printer	AD-8115 A,B,or C				
91-126	08/20/91	Toledo Scale Corporation		Bench and Counter Scale	8213	III	100 x 0.02 kg	12.5" x 14"	Digital Electronic
91-127	03/19/92	Friden Alcatel		Weight Classifier	8865	III	70 lb	14 1/2" x 12 1/2"	Load Cell Electronic
91-128	03/12/92	Toledo Scale Corporation		Indicating Elements	8525	III	see below		Digital Electronic

800 GPM Maximum Flow Rate, 40 GPM Minimum Flow Rate, 150 PSI Maximum Pressure.

Other Capacity: 200 x 0.05 lb

n-max: 640 (0-20 lb x 0.5 oz); 1120 (0-70 lb x 1 oz)

LISTING BY CERTIFICATE NUMBER

CC No.	Date	Company Name	Other Models	Device Type	Model	Accuracy Class	Capacity	Platform size	Comments
91-129	08/21/91	Brechtbuhler Scales, Inc.		Indicating Elements	UMC 600 XX-XX	III/III L	10,000		Digital Electronic
91-130	08/22/91	Brechtbuhler Scales, Inc.		Indicating Elements	UMC 555-XXXX Series	III/III L			Digital Electronic
91-131	08/22/91	Brechtbuhler Scales, Inc.		Load Cell	RL200000A-XXX	III/III L	see below	25 - 20,000 lb	S-Beam Tension
				N-max: SC-Class III: 5,000; SC-Class III L: 10,000					
91-131		Hottinger Baldwin Measurements, Inc		Load Cell	RSC	III/III L	see below	50 to 50,000 lb	IN PROCESS
				Class III, S, 3,000					
91-132	08/22/91	Rice Lake Weighing Systems		Indicating Elements	IQ + 310 - YY	III/III L	10,000		Electronic
91-133	08/07/91	Southwest Pump Company		Retail Motor Fuel Dispenser	4000 Series				
91-133A1	05/05/92	Southwest Pump Company		Retail Motor Fuel Dispenser	4000 Series			see below	Digital Electronic
				See certificate for specific model numbers. Capacities: 999.999 Gallons/Liters, \$9999.99 Total Sale, 9.999 Unit Price.					
91-134	08/28/91	Smith Meter Inc.		Indicating Elements	ACCULOAD II-SEQ				Digital Electronic
91-135	01/31/91	Hardy Instruments, Inc.		Indicating Elements	HI 2151/20 WC-(XX)	III/III L	10000		Digital Electronic
91-136	05/02/91	PC Synergy		Data Processing Systems	PCS 2000				Manifest System, PC Computer
91-137	03/16/92	DH Print		Printer	SERIES 44XX				
				4410; 4411; 4412; 4413; 4414 & DHP 7000; DHP 4000					
91-138	05/05/92	Rice Lake Weighing Systems		Indicating Elements	FB-XXX	III	5,000	see below	Flexure Lever, Load Cell
				FB2430-2K, FB3030-2K, FB3636-3K, FB4848-2K, FB3846-3K, FB3846-10K, FB4848-10K, FB4848-20K, FB4860-5K, FB4860-10K, FB4860-20K, FB4872-10K, FB4872-20K, FB6060-5K, FB6060-10K, FB6072-10K, FB6072-20K, FB6084-10K & FB6084-20K. Capacities: 2,000 lb, 3,000 lb, 5,000 lb, 10,000 lb & 20,000 lb. Platform sizes: 24" x 24", 30" x 30", 36" x 36", 48" x 48" 38" x 45", 48" x 48", 48" x 72", 60" x 60", 60" x 72", 60" x 84".					

LISTING BY CERTIFICATE NUMBER

CC No.	Date	Company Name	Other Models	Device Type	Model	Accuracy Class	n	Capacity	Platform size	Comments
91-139	03/12/92	CASIO, INC.		Vehicle Tank & LPG Meter	SA 2000					Stand Alone
91-140	03/16/92	Pulsar Technology Systems, Inc.		Taximeter	2010R					IN PROCESS
91-141		CAS Corporation		Computing Scale	S2000					Stand Alone
91-142	04/10/91	TEC America, Inc.		Service Station Consoles/ECR	MA 1700					Load Cell Electronic
91-143	03/19/92	Fairbanks Scales		Vehicle Scale	FP-XXXX Series	IIII	10,000	see below	40 x 10'-90 x 10'	IN PROCESS
91-144		Pitney Bowes		POS Scale	J070					IN PROCESS
91-145		New Brunswick International, Inc.		Hanging Scale	DS580					IN PROCESS
91-146	03/26/92	Rice Lake Weighing Systems		Bench and Counter Scale	CW40 Series	III	3000	5lb - 1000 lb	10"x10" - 24"x24"	Digital Electronic
91-147	03/26/92	General Electronic Systems, Inc.		Floor Scales	Porta-Tronic 800 Srs	III	2500	500 - 1500 lb		Weighting Element
91-148	09/09/91	Fairbanks Scales		Bench and Counter Scale	23-2443	III	4,000	200 x 0.05 lb	14" x 14"	Load Cell Electronic
91-149	02/07/92	Pennsylvania Scale Company		Bench and Counter Scale	7X00 Series	III	5,000	see below	12" x 14"	Electronic
91-149A1		Pennsylvania Scale Company		Indicating Elements	7400M	III	5,000			IN PROCESS
91-150				NO DEVICE TYPE						NOT ISSUED

LISTING BY CERTIFICATE NUMBER

CC No. Date Company Name Other Models Device Type Model Accuracy Class Capacity Platform size Comments

91-151	10/01/91	Universel Epsco, Inc.		NO DEVICE TYPE	7100M-X-XX				Motor Fuel Dispenser
91-152	03/23/92	Fairbanks Scales	90-154	Indicating Elements	90-158	III/III L	5000		Digital Electronic
91-153	03/16/92	Seedburo Equipment Company	2500 (0-500g); 4000(0-2000g)	Grain Test Scale	8800A	III	see below	500x0.2/2000x0.5g 15cm x 12.5 cm	Digital Electronic
91-153A1	04/09/92	Seedburo Equipment Company	N-max: 2500(0-500g); 4000(0-2000g). Capacities: 500 x 0.2g/2000 x 0.5g	Grain Test Scale	8800A	III	see below	15cm x 12.5cm	Digital Electronic
91-154		Doran Scales, Inc.		Indicating Elements	4200M				IN PROCESS
91-155	10/08/91	BLH Electronics, Inc.	Multiple Cells: III L	Load Cell	CZZ1	III L	10,000	20k to 200k	Compression
91-156				NO DEVICE TYPE					NOT ISSUED
91-157	09/04/91	Computer Advice		Printer	CAM-290A				Dot Matrix
91-158	10/28/91	Tele-Weight, Inc.		Printer	TP-1				Dot Matrix
91-159	03/16/92	Tech 21		Retail Motor Fuel Register	715500 UDC-T/ UDC II				Solid State Electronic
91-160	03/23/92	Wisconsin Electrical Mfg. Co., Inc	HI 2151 WC-(XX)	Indicating Elements	HI 2150 WC-(XX)	III/III L	10,000		Digital Electronic
91-161		Agri-Electronic Systems, Inc.		Vehicle Scale	AES1000 Series				IN PROCESS
91-162	03/26/92	Cardinal/Detecto Scale Mfg. Co.	441; 442; 443; 444; 445; 446 & 4420 (short column)	Bench and Counter Scale	440	III	1400	350 x 1/4 lb	Full Mech., Beam Indicator

LISTING BY CERTIFICATE NUMBER

CC No.	Date	Company Name	Other Models	Device Type	Model	Accuracy Class	n	Capacity	Platform size	Comments
91-163	03/20/92	Cardinal/Detecto Scale Mfr. Co.		Weight Classifier	MS-100 Capacity: 99 lb 15.8 oz x 0.2 oz. MS-15 (15 lb x 0.05 oz); MS-30 (30 lb x 0.1 oz) n-max: 4800 for both.	III	8000	see below	14.87" x 8.12"	Load Cell, Electronic
91-164		General Electronic Systems, Inc.		Bench and Counter Scale	4500 & 4560 Series	III				IN PROCESS
91-165	03/12/92	Berkel Incorporated		Bench and Counter Scale	CX10 CX9 - Capacity- 50 x 0.01 lb	III	5000	50 x 0.01 lb	11" x 13 1/2"	Digital Electronic
91-166		Rice Lake Weighing Systems		Load Cell	RL8C2P1	III L		50K - 200K lb		IN PROCESS
91-167	12/12/91	Rice Lake Weighing Systems		Load Cell	RL75223	III L	10,000 MC	50K, 65K, 100K		Double Ended Shear Beam
91-168	12/12/91	Argo Instruments, Inc.		Taximeter	1144					Digital Electronic
91-169	03/25/92	Pacific Scale Co., Inc.		NO DEVICE TYPE	AGX Series AGX3510-40; AGX4010-40; AGX4012-40; AGX5010-40; AGX5012-40; AGX6010-50; AGX6012-50; AGX7010-50; AGX7012-50; AGX8012-75; AGX9010-75; AGX9012-75; AGX10010-75; AGX10012-75; AGX12510-100; AGX12512-100 & AGX15010-100.	III L	10,000	150K x 20 lb	100 x 10 45,000lb	Electronic, Pitless
92-001	03/16/92	Rice Lake Weighing Systems		Bench and Counter Scale	XxXHP-YYK 2x2HP-2K; 2.5x2.5HP-2K; 3x3HP-2K; 4x4HP-5K; 4x4HP-10K; 4x5HP-5K; 4x5HP-10K; 4x6HP-5K; 4x6HP-10K; 5x5HP-5K; 5x5HP-10K; 5x7HP-5K & 5x7HP-10K. Capacity - 2000; 5000; 10000. Platform - 2x2; 2.5x2.5; 3x3; 4x4; 4x5; 4x6; 5x5; 5x6; 5x7	III	5000	see below	see below	Low Profile-Load Cell Elect.
92-002		Midwest Computer Register Corp.		NO DEVICE TYPE	8000					IN PROCESS
92-003		Digi Matex, Inc.		Bench and Counter Scale	Series S	III				IN PROCESS
92-004	01/07/92	Fairbanks Scales		Floor Scales	HS100	III	3,000	600 lb	12" x 15"	Digital Electronic
92-005	03/16/92	Tech 21		Retail Motor Fuel Dispenser	CARD LOCK 1000					Card Activated Fuel Cont. Sys
				Max Volume Display: 999.99; Max Unit Price Display: 9.999						

LISTING BY CERTIFICATE NUMBER

CC No.	Date	Company Name	Other Models	Device Type	Model	Accuracy Class	n	Capacity	Platform size	Comments
92-006		TechLink Control Sys., Inc.		Retail Motor Fuel System	1100					IN PROCESS
92-007		Concrete Equipment Co. Inc.		Hopper Scale	1170, 2150					IN PROCESS
92-008		Healy Systems, Inc.		NO DEVICE TYPE	99999					IN PROCESS
92-009		Powell All-Steel Scales		Bench and Counter Scale	XXYYECZ					IN PROCESS
92-010	04/08/92	Omron Systems of America		Service Station Consoles/ECR	RS4541					Stand Alone
92-011		Omron Systems of America		Service Station Consoles/ECR	RS5000					IN PROCESS
92-012		Tokheim Corporation		Wholesale Meter	682-15-XX-X-X					IN PROCESS
92-013	03/26/92	Rice Lake Weighing Systems		Indicating Elements	IQ+810-XY	III/III L	10,000			Digital Electronic
92-014	04/17/92	Thurman Scale Company		Floor Scales	2000 Series	III	5000	1k - 10k lb	30x30" x 6x8"	Digital Electronic
92-015		Suntronic Technology Group		Retail Motor Fuel Dispenser	SM996					IN PROCESS
92-016	01/17/92	JB Scale Mfg.		Floor Scales	HP XY	III	4,000	20,000 x 5 lb	5' x 7'	Load Cell Electronic
92-017		Scales Unlimited Inc.		Vehicle Scale	AGES 10010					IN PROCESS
92-018	02/04/92	Rice Lake Weighing Systems		Load Cell	RL75040A-XXK	III L	10,000 MC	25K - 125K lb		Double Ended Shear Beam
92-019		Liquid Controls Corporation		Wholesale Meter	M7					IN PROCESS
92-020	02/07/92	ICL, Inc.		Cash Register	300	III	3,000	30 x 0.01 lb	14.2" x 12.7"	Digital Register



LISTING BY CERTIFICATE NUMBER

CC No.	Date	Company Name	Other Models	Device Type	Model	Accuracy Class	n	Capacity	Platform size	Comments
92-021PN		Tokheim Corporation		Retail Motor Fuel Dispenser	162					IN PROCESS
92-022	03/26/92	Fairbanks Scales	HS120; HS120WW; 1135D; 1135K; HS125 & HS125WW	Floor Scales	1135L	III	3000	600 x 0.2 lb	11" x 16"	Digital Electronic
92-023	03/26/92	Toledo Scale Corporation		Bench and Counter Scale	3026	III	3000	6 X 0.002 lb	9" x 9"	Over/Under Scale
92-024	01/29/92	Jacobs Scale Co.		Floor Scales	J1827	IIIL	2000	1000 x 0.5 lb	18" x 27"	Mechanical Lever System
92-025				NO DEVICE TYPE						NOT ISSUED
92-026	03/18/92	The Scale People, Inc.		Hanging Scale	2805-S	III	640	20 lb x 0.5 oz	Pan/other attach.	Mechanical Dial
92-027	01/27/92	TARE Incorporated		Load Cell	S-60001A-XX SC-Class III: 5,000; SC-Class III L: 10,000. Other Models: S-60001A25, S60001A50, S-60001A75, S-60001A100, S-60001A150, S-60001A200, S-60001A250, S-60001A300, S-60001A500, S-60001A750, S-60001A1K, S-60001A1.5K, S-60001A2K, S-60001A2.5K, S-60001A3K, S-60001A4K, S-60001A5K, S-60001A7.5K, S-60001A10K, S-60001A15K, S-60001A20K, S-60001A25K & S-60001A30K.	III & IIIL	see below	25 - 20,000 lb		S-Beam Tension
92-028	01/29/92	Totalcomp, Inc.		Load Cell	NBSS-XX SC-Class III: 5,000; SC-Class III L: 10,000. Optional Model Families: NBSS-XX-T & NBSS-XX-C.	III & IIIL	see below	1,000 - 10,000 lb		Shear Beam
92-029	05/05/92	Ermark Corporation		Wholesale Meter	see below 0455-6600-001 (Master Terminal), 0455-6400-001 (Gallons Display), 0455-7100-001 (Liters Display) & 0455-7100-001 (Control Unit).					Digital Electronic
92-030		FIRST-Weigh		Load Cell	STR	IIIL	10,000	10K - 50K lb		IN PROCESS
92-031PN	03/25/92	Sun Refining and Marketing Company		Retail Motor Fuel Dispenser	Series E-511					Electronic Computing
92-032	02/03/92	Ramsey Technology Inc.		Belt Conveyor Scale	10-14A SERIES 10-14A-3; 10-14A-4. Scale Capacity: Min-108 tph; Max-10,800 tph.					Load Cell Electronic
92-033		Retail Automation, Inc		Software	Starpoint					IN PROCESS

LISTING BY CERTIFICATE NUMBER

CC No.	Date	Company Name	Other Models	Device Type	Model	Accuracy Class	n	Capacity	Platform size	Comments
92-034	03/26/92	Fairbanks Scales		Indicating Elements	System IV	III/III L	10,000			Electronic
92-035		Winslow Scale Company		Indicating Elements	Type Series 7					IN PROCESS
92-036	04/16/92	Toledo Scale Corporation	CLC: 100000 & 120000 lb	Vehicle Scale	7565	III L	10,000	120k - 270k lb	see certificate	Electronic Weighing Element
92-037	03/25/92	Berkel Incorporated		Computing Scale	A100E	III	3000	30 lb	13.5" x 11"	Digital Electronic
92-038	03/25/92	Berkel Incorporated		Computing Scale	A600	III	3000	15x0.01/30x0.01lb	13.75" x 8.75"	Digital Electronic
92-039	03/25/92	Sooner Scale, Inc.	CLC: 60,000	Vehicle Scale	701030-6	III L	6000	120K x 20 lb	70" x 10"	Load Cell Electronic
92-040	03/25/92	Triple A Scale		Indicating Elements	600 E	III	1000			Digital Electronic
92-041	03/26/92	CASIO, INC.		Service Station Consoles/ECR	CE-4600					Stand Alone
92-042	03/23/92	Abacus Scales		Floor Scales	XxXHP-YYK 2x2HP-2K; 2.5x2.5HP-2K; 3x3HP-2K; 4x4HP-5K; 4x4HP-10K; 4x5HP-5K; 4x5HP-10K; 4x6HP-5K; 4x6HP-10K; 5x5HP-5K; 5x5HP-10K; 5x6HP-5K; 5x6HP-10K;	III	5,000	see certificate	see certificate	Low Profile-Ld Cell Electronic
92-043	03/26/92	InterSystems, Inc.		Bulkweighing System	Masterweigh V	III/III L	10,000			Controller/Computer Interface
92-044		New Brunswick International, Inc.		NO DEVICE TYPE	DS590					IN PROCESS
92-045		Unlbridge Scale Systems		Vehicle Scale	UBSH121022					IN PROCESS
92-046	04/06/92	Livingston Seed Company		Dry Measure	A & B				1/32 & 1/8 dry pt	
92-047	03/25/92	Revere Corp (See Revere Transducers, Inc.)		Load Cell		III	see below	5000 - 20,000 lb		Shear Beam

n-max: S/C: 3000; M/C: 5000. 933-A5-5k-YYYY; 933-A5-7.5k-YYYY; 933-A5-10k-YYYY & 933-A5-20k-YYYY

LISTING BY CERTIFICATE NUMBER

CC No.	Date	Company Name	Other Models	Device Type	Model	Accuracy Class	Capacity	Platform size	Comments
92-048		CASIO, INC.		Service Station Consoles/ECR TK-2600					IN PROCESS
92-049	03/27/92	Friden Alcatel	n-max: 640(0-20 lb); 1120(0-70 lb)	Weight Classifier	8860	III	70 lb see below	13" x 12"	Load Cell Electronic
92-050	03/27/92	Fairbanks Scales	H90-3052; 90-3052D; H90-3052D	Indicating Elements	90-3052	III/III L	5000		Digital Electronic
92-051	03/26/92	Weigh-Tronix, Inc.		POS Scale	47XX	III	see below	10" x 14"	Digital Electronic
92-052		Schlumberger Technologies, Inc.		POS Scale	see below				IN PROCESS
92-053	04/06/92	JWS CORPORATION		Software	Aggregate System				IBM Comp. Ticket Software
92-054	04/02/92	Toledo Scale Corporation	capacities: 9 x 0.001 lb or 144 x 0.01 oz	POS Scale	PJ4000P/PJ4000GP	II	14,100 see below	7.24" x 9"	Digital Electronic
92-055	04/07/92	Denver Instrument Company		POS Scale	AL-3K/44	III	10m000 6lb, 4oz x 0.01oz	8" x 7"	Digital Mass Transducer
92-056	04/17/92	Gilbarco, Inc.		NO DEVICE TYPE	PAO24TC10/PAO24INC10				Positive Displacement Meter
92-057	04/08/92	SCOOP Logic Group		NO DEVICE TYPE	A-21 S				Personal Computer
92-058		The Scale Store		Load Cell	TSS				IN PROCESS
92-059		Livestock Marketing Services Corporation		Livestock Scale	Market Master				IN PROCESS
92-060		Indiana Scale Company Inc.		Indicating Elements	IN-20				IN PROCESS

LISTING BY CERTIFICATE NUMBER

CC No.	Date	Company Name	Other Models	Device Type	Model	Accuracy Class	Capacity	Platform size	Comments
92-061		UHL Scale Service, Inc.		Floor Scales	XxXHP-YYK				IN PROCESS
92-062	05/06/92	Hobart Corporation	1840S, 1840M, 1840F, 1840B, 1800 & 1800V (1800 models are not computing devices).	Bench and Counter Scale	1840	III	30 x 0.01 lb	12" x 14"	Digital Electronic
92-063		Digi Matex, Inc.		Floor Scales	Digi-Grand				IN PROCESS
92-064	05/07/92	Agri-Electronic Systems, Inc.		Bulkweighing System	AES 2001		10,000		Controller/Computer Interface
92-065		Berkel Incorporated		Computing Scale	CX20, CX30				IN PROCESS
92-066		Sponsler Company Inc.		NO DEVICE TYPE	xxxxxx				IN PROCESS
92-067	05/06/92	Orlon Scale		Computing Scale	2830	III	30 X 0.01 lb	17.25" x 10.75"	Digital Electronic
92-068	05/06/92	Universal Weight Systems of Santa Rosa		Computing Scale	2830	III	30 x 0.01 lb	17.25" x 10.75"	Load Cell Electronic
92-069	05/06/92	Mathews Ready Mix Inc.		Hopper Scale	A.W.H.-1 & C.W.H.-1		see certificate		Load Cell, Electronic
92-070	05/06/92	Sharp Electronics Corporation		Service Station Consoles/ECR	ER-3250				
92-071	05/06/92	Sharp Electronics Corporation		Service Station Consoles/ECR	ER-2595				
92-072	05/06/92	Cedarapids, Inc.		Indicating Elements	HMS 3006		5,000		
92-073	05/06/92	Hauck Engineering		Wire and Cordage Device	99999				
92-074	05/06/92	Smith Meter Inc.		Wholesale Meter	I-75				Wholesale Measuring Element

Device Description: Positive Displacement Meter. Vehicle Tank or Stationary Mount. Product: Liquid Concrete Admixture

LISTING BY CERTIFICATE NUMBER

CC No.	Date	Company Name	Other Models	Device Type	Model	Accuracy Class	n	Capacity	Platform size	Comments
92-075	05/06/92	Liquid Controls Corporation		Wholesale Meter	M5-X, M7-X, & M15-X Model descriptions see certificate. Device description: Positive Displacement Meter. Vehicle Tank or Stationary Mount.					Wholesale Measuring Element
92-076	05/07/92	Tuthill Corporation		Retail Motor Fuel Dispenser	FR712					Digital Ele. Vol. Only Display
92-077		GasBoy (See Winslow under The A.H. Emory Co.)	SST-8	Service Station Consoles/ECR	SST-8 and SST-16					IN PROCESS
92-078		Epelsa International, Inc.		Load Cell	SB2					IN PROCESS
92-079		Epelsa International, Inc.		Load Cell	LCI					IN PROCESS
92-080		Doran Scales, Inc		Indicating Elements	4100L					IN PROCESS
92-081		Toledo Scale Corporation		Bench and Counter Scale	3027					IN PROCESS
92-082PN		Brooks Instrument Division		Wholesale Meter	see below					IN PROCESS
92-083PN		Brooks Instrument Division		Wholesale Meter	see below					IN PROCESS
92-084P		NMB Technologies Incorporated		Load Cell	C2G1xx	III	3,000 S	0.6 to 300 kg		IN PROCESS
92-085		Wayne Division		Retail Motor Fuel Dispenser	xxxxxx					IN PROCESS
92-086		Winslow Scale Company		Vehicle Scale	42, 43 & 44 Series					IN PROCESS
92-087		General Electronic Systems, Inc.		Floor Scales	ABS-4000					IN PROCESS
92-088		NCR Corporation		Service Station Consoles/ECR	7052					IN PROCESS

LISTING BY CERTIFICATE NUMBER

CC No. Date Company Name Other Models Device Type Model Accuracy Class n Capacity Platform size Comments

92-089		Thurman Scale Company		Load Cell	TSC700					IN PROCESS
92-090		Thurman Scale Company		Load Cell	TSC100					IN PROCESS
92-091		Thurman Scale Company		Load Cell	TSC800					IN PROCESS
92-092		Thurman Scale Company		Load Cell	TSC300					IN PROCESS
92-093		Toledo Scale Corporation		Computing Scale	8460					IN PROCESS
92-094		Triple A Scale		Floor Scales	600B					IN PROCESS
92-095		Triner Scale & Manufacturing		Floor Scales	600B					IN PROCESS
92-096		Industrial Data Systems, Inc.		Indicating Elements	SDI					IN PROCESS
92-097		Rice Lake Weighing Systems		Load Cell	RL70000B					IN PROCESS
92-098		Flintab, Inc.		Load Cell	RC1-XX	III L	10,000 S	250 to 400 kN		IN PROCESS
92-098		Flintab, Inc.		Load Cell	RCI Series	III L	10,000 S	250 to 400 kN		IN PROCESS
92-099		Hottinger Baldwin Measurements, Inc		Load Cell	PWS Family	III	3,000 S	5 to 200 kg		IN PROCESS
92-100.		Bizerba United States, Inc.		NO DEVICE TYPE	PVT/PHT Series					IN PROCESS
92-101		Bizerba United States, Inc.		Computing Scale	SW/BW/EW Series					IN PROCESS
92 102P		National Scale and Repair		Load Cell	S5000N					IN PROCESS

LISTING BY CERTIFICATE NUMBER

CC No.	Date	Company Name	Other Models	Device Type	Model	Accuracy Class	n	Capacity	Platform size	Comments
92-103P		National Scale and Repair		Load Cell	S2000N					IN PROCESS
92-104		National Scale and Repair		Load Cell	T12000S					IN PROCESS
92-105		National Scale and Repair		Load Cell	T15000N					IN PROCESS
92-106		National Scale and Repair		Load Cell	R3000CSPN					IN PROCESS
92-107		New Brunswick International, Inc.		Computing Scale	SM-40					IN PROCESS
92-108		Toledo Scale Corporation		Load Cell	745	III	see below	1k to 20k		IN PROCESS

n = 3,000 S/5,000 M





NIST-114A  
(REV. 3-89)

U.S. DEPARTMENT OF COMMERCE  
NATIONAL INSTITUTE OF STANDARDS AND TECHNOLOGY

BIBLIOGRAPHIC DATA SHEET

1. PUBLICATION OR REPORT NUMBER NISTIR 4862
2. PERFORMING ORGANIZATION REPORT NUMBER
3. PUBLICATION DATE June 12, 1992

4. TITLE AND SUBTITLE  
NCWM Publication 5  
National Type Evaluation Program Index of Device Evaluation, Fourth Edition

5. AUTHOR(S)  
Richard Whipple

6. PERFORMING ORGANIZATION (IF JOINT OR OTHER THAN NIST, SEE INSTRUCTIONS)  
U.S. DEPARTMENT OF COMMERCE  
NATIONAL INSTITUTE OF STANDARDS AND TECHNOLOGY  
GAITHERSBURG, MD 20899

7. CONTRACT/GRANT NUMBER  
8. TYPE OF REPORT AND PERIOD COVERED

9. SPONSORING ORGANIZATION NAME AND COMPLETE ADDRESS (STREET, CITY, STATE, ZIP)

10. SUPPLEMENTARY NOTES

DOCUMENT DESCRIBES A COMPUTER PROGRAM; SF-185, FIPS SOFTWARE SUMMARY, IS ATTACHED.

11. ABSTRACT (A 200-WORD OR LESS FACTUAL SUMMARY OF MOST SIGNIFICANT INFORMATION. IF DOCUMENT INCLUDES A SIGNIFICANT BIBLIOGRAPHY OR LITERATURE SURVEY, MENTION IT HERE.)

This publication contains the listing of all devices that have been evaluated under the National Type Evaluation Program (NTEP) from January 1, 1968 to June 12, 1992. It replaces all previous editions and supplements.

12. KEY WORDS (6 TO 12 ENTRIES; ALPHABETICAL ORDER; CAPITALIZE ONLY PROPER NAMES; AND SEPARATE KEY WORDS BY SEMICOLONS)  
National Type Evaluation Program

13. AVAILABILITY

<input type="checkbox"/>	UNLIMITED
<input checked="" type="checkbox"/>	FOR OFFICIAL DISTRIBUTION. DO NOT RELEASE TO NATIONAL TECHNICAL INFORMATION SERVICE (NTIS).
<input type="checkbox"/>	ORDER FROM SUPERINTENDENT OF DOCUMENTS, U.S. GOVERNMENT PRINTING OFFICE, WASHINGTON, DC 20402.
<input type="checkbox"/>	ORDER FROM NATIONAL TECHNICAL INFORMATION SERVICE (NTIS), SPRINGFIELD, VA 22161.

14. NUMBER OF PRINTED PAGES

15. PRICE

