

Reference

NBS
Publi-
cations

~~A11101 729372~~

NAT'L INST. OF STAND & TECH R.I.C.



A11105 036886

NBSIR 80-1982

BFIRES/Version 2: Documentation of Program Modifications

Fred I. Stahl

Environmental Design Research Division
Center for Building Technology
National Engineering Laboratory
National Bureau of Standards
U.S. Department of Commerce
Washington, D.C. 20234

March 1980

Developed with the partial assistance of the
Center for Fire Research, in support of the
HEW-NBS Fire/Life Safety Program

QC
100
.U56
80-1982
1980

SEP 19 1980

100-100
Q2100
1056
80-1785
1980

NBSIR 80-1982

**BFIRES/VERSION 2: DOCUMENTATION OF
PROGRAM MODIFICATIONS**

Fred I. Stahl

Environmental Design Research Division
Center for Building Technology
National Engineering Laboratory
National Bureau of Standards
U.S. Department of Commerce
Washington, D.C. 20234

March 1980

Developed with the partial assistance of the
Center for Fire Research, in support of the
HEW-NBS Fire/Life Safety Program



U.S. DEPARTMENT OF COMMERCE, Philip M. Klutznick, *Secretary*

Luther H. Hodges, Jr., *Deputy Secretary*

Jordan J. Baruch, *Assistant Secretary for Productivity, Technology, and Innovation*

NATIONAL BUREAU OF STANDARDS, Ernest Ambler, *Director*

TABLE OF CONTENTS

	<u>Page</u>
LIST OF FIGURES	iv
LIST OF TABLES	v
ACKNOWLEDGEMENTS	vi
ABSTRACT	vii
1.0 INTRODUCTION	1
1.1 Purpose of this Report	1
1.2 Factors Limiting the Usefulness of BFIRES I	1
1.3 Specific Modifications of BFIRES I Included in BFIRES II and Covered by this Report	2
2.0 SIMULATION OF DIRECT INTERACTIONS BETWEEN OCCUPANTS AND SMOKE: THE "SMOKE" MODULE	4
2.1 Subroutine SPREAD	4
2.2 Subroutine SMOKE	4
2.3 Subroutine KTOXIC	4
2.4 Subroutine SBIAS	5
3.0 SIMULATION OF RESCUE ACTIVITIES: THE "RESCUE" MODULE	23
3.1 Subroutine RESCUE	23
3.2 Subroutine HELPR1	23
3.3 Subroutine HELPR2	24
3.4 Subroutine HELPR3	24
3.5 Subroutine HELPED	24
4.0 EXPANDED INPUT/OUTPUT AND UTILITY FEATURES	42
4.1 Subroutines INEXEC, INBLDG, and INOCC	42
4.2 Subroutines PLOT, SMKSUM, and HLPSUM	42
4.3 Subroutine INITLZ, INITFR, and CMPUTE	43
5.0 MODIFICATIONS TO BFIRES/VERSION 1 ROUTINES	59
5.1 EXEC2	59
5.2 Subroutine ASSIGN	59
6.0 SUMMARY	85
7.0 REFERENCES	86
APPENDIX A. BFIRES Listing	87

LIST OF FIGURES

<u>Figure</u>		<u>Page</u>
1.1	Multi-level Structure of BFIRES/VERSION 2	3
2.1	Flow Chart for Subroutine SPREAD	7
2.2	Flow Chart for Subroutine SMOKE	9
2.3	Flow Chart for Subroutine KTOXIC	17
2.4	Flow Chart for Subroutine SBIAS	19
3.1	Flow Chart for Subroutine RESCUE	26
3.2	Flow Chart for Subroutine HELPR1	29
3.3	Flow Chart for Subroutine HELPR2	35
3.4	Flow Chart for Subroutine HELPR3	37
3.5	Flow Chart for Subroutine HELPED	39
4.2a	Sample Output from the PLOT Option	51
4.2b	Sample Output from the SMKSUM Option	53
4.2c	Sample Output from the HLPSUM Option	55
5.1	Flow Chart for EXEC2	60
5.2	Flow Chart for Subroutine ASSIGN	76

LIST OF TABLES

<u>Table</u>		<u>Page</u>
2.1	Subroutine SPREAD: FORTRAN Listing	8
2.2	Subroutine SMOKE: FORTRAN Listing	15
2.3	Subroutine KTOXIC: FORTRAN Listing	18
2.4	Subroutine SBIAS: FORTRAN Listing	22
3.1	Subroutine RESCUE: FORTRAN Listing	28
3.2	Subroutine HELPR1: FORTRAN Listing	34
3.3	Subroutine HELPR2: FORTRAN Listing	36
3.4	Subroutine HELPR3: FORTRAN Listing	38
3.5	Subroutine HELPED: FORTRAN Listing	41
4.1a	Subroutine INEXEC: FORTRAN Listing	45
4.1b	Subroutine INBLDG: FORTRAN Listing	46
4.2c	Subroutine INOCC: FORTRAN Listing	47
4.1d	Typical Input Data File, Indicating General File Organization and Structure	48
4.2a	Subroutine PLOT: FORTRAN Listing	50
4.2b	Subroutine SMKSUM: FORTRAN Listing	52
4.2c	Subroutine HLPSUM: FORTRAN Listing	54
4.3a	Subroutine INITLZ: FORTRAN Listing	56
4.3b	Subroutine INITFR: FORTRAN Listing	57
4.3c	Subroutine CMPUTE: FORTRAN Listing	58
5.1	EXEC2: FORTRAN Listing	69
5.2	Subroutine ASSIGN: FORTRAN Listing	82

ACKNOWLEDGEMENTS

The Environmental Design Research Division, Center for Building Technology, National Bureau of Standards (NBS), is developing a more comprehensive understanding of pedestrian movement within buildings. The responses of building occupants during fire emergencies is an important part of this overall effort.

This report documents a continuation of an effort to develop a computer simulation of human egress behavior during fires, which was originally undertaken for the NBS Center for Fire Research through its HEW-NBS Fire/Life Safety Program. Modifications of the BFIRES computer discussed in this report were prepared under the sponsorship of the Center for Building Technology.

The author gratefully acknowledges Mr. Brian Pierman, Dr. Stephen Margulis and Dr. Robert Glass of the Center for Building Technology, and Mr. Jeff Shibe of the Center for Fire Research, for their reviews of the report's clarity and technical accuracy. The author also wishes to thank the staff of the Center for Building Technology Word Processing Center who prepared various versions of the manuscript.

ABSTRACT

Several limitations to the use of BFIRES/VERSION 1 are discussed. Chief among these are the program's inability to simulate rescue activities during fire events, and to simulate direct interactions between occupant behavior and toxic qualities of smoke filled environments. This report documents a revised program, BFIRES/VERSION 2, which contains new subroutines developed to mitigate these problems. These subroutines are grouped into two modules: (1) a "smoke" module designed to simulate the experience of inhabiting a smoke filled environment, and (2) a "rescue" module intended to permit the rescue of physically immobile occupants. Additional improvements incorporated into BFIRES/VERSION 2 involve more efficient file management and data input facilities, and expanded output capabilities.

Key Words: Architectural research; building Fires; computer-aided design, environmental psychology; fire research, fire safety, human behavior in fires; modeling technique; programming; simulation of human behavior.

BFIRES/VERSION 2: Documentation of Program Modifications

1.0 INTRODUCTION

1.1 Purpose of this Report

This report documents recent modifications to BFIRES, a computer program designed to simulate the emergency egress behavior of building occupants during fires. Documentation of BFIRES/VERSION 1 (BFIRES I) is available in a previous publication of the National Bureau of Standards (NBS) (Stahl, 1979). The current report presents BFIRES/VERSION 2 (BFIRES II), and documents modifications of and additions to the original computer program. This report is meant as a companion to the earlier publication. As a convenience to the reader, however, a complete FORTRAN listing of BFIRES is provided in an appendix to the current document.

This document is not a user's manual. It does not provide specific instructions for defining simulation problems, setting up BFIRES input files, executing simulation experiments, or for interpreting and using BFIRES output. A separate user's manual is currently in preparation.¹ However, Table 5.1 of this report contains basic information necessary for preparing input files and for using BFIRES II, although detailed questions concerning the program's use should be directed to the author.

1.2 Factors Limiting the Usefulness of BFIRES I

The technical approach underlying BFIRES is based on a stochastic dynamic model of building fire events. Human decisionmaking and behavior are simulated (a) in response to environmental and social stimuli which carry information about the state of the fire event over time, and (b) under the premise that perception and cognition bias rather than determine human actions in the environment.

Several factors severely limit the overall applicability of BFIRES I, and these are specifically addressed by the modifications documented in this report. For example, BFIRES I does not permit the user to simulate direct interactions between building occupants and toxic agents (as typically occur when an occupant inhabits a room or space which has been infiltrated by fire or smoke). Instead, that program simulates occupants' responses to information about a fire occurring in some other part of the building. Thus, the application of BFIRES I requires the user to assume that (a) the fire ignition point is reasonably distant from the floor or area under direct study, (b) occupants of the area under study have obtained information about the fire's presence, and (c) the emergency escape activity will not be noticeably affected by any migration of toxicants from the point of ignition to the occupied area. Another important

¹ The BFIRES II user's manual is expected to be available during the fall of 1980.

shortcoming of BFIRES I is its inability to simulate rescue activities, particularly those which might be required to remove nonambulatory occupants from healthcare facilities. Finally, the construction of BFIRES I data input files appears to be unnecessarily complex from the user's viewpoint.

1.3 Specific Modifications of BFIRES I Included in BFIRES II and Covered by this Report

BFIRES II contains several new subroutines specifically designed to solve the problems described above. Most of these subroutines are clustered into two "modules." One module simulates direct interactions between occupants and toxicants (the SMOKE module), while the other addresses the problem of rescuing nonambulatory occupants (the RESCUE module). A number of additional subroutines enhance the input/output (I/O) capabilities of BFIRES. Finally BFIRES I subroutines EXEC and ASSIGN are restructured to accommodate the new modules and expand the program's I/O facilities.

New subroutines and modifications of existing ones are documented in Chapters 2 through 5. Subroutines are grouped for presentation in relation to their superordinate modules, and the function and operation of each subroutine is described. Flow diagrams and FORTRAN listings are also provided. The multi-level structure of BFIRES II is illustrated in Figure 1.1.¹

¹ Figures and Tables appear at the ends of chapters to which they refer.

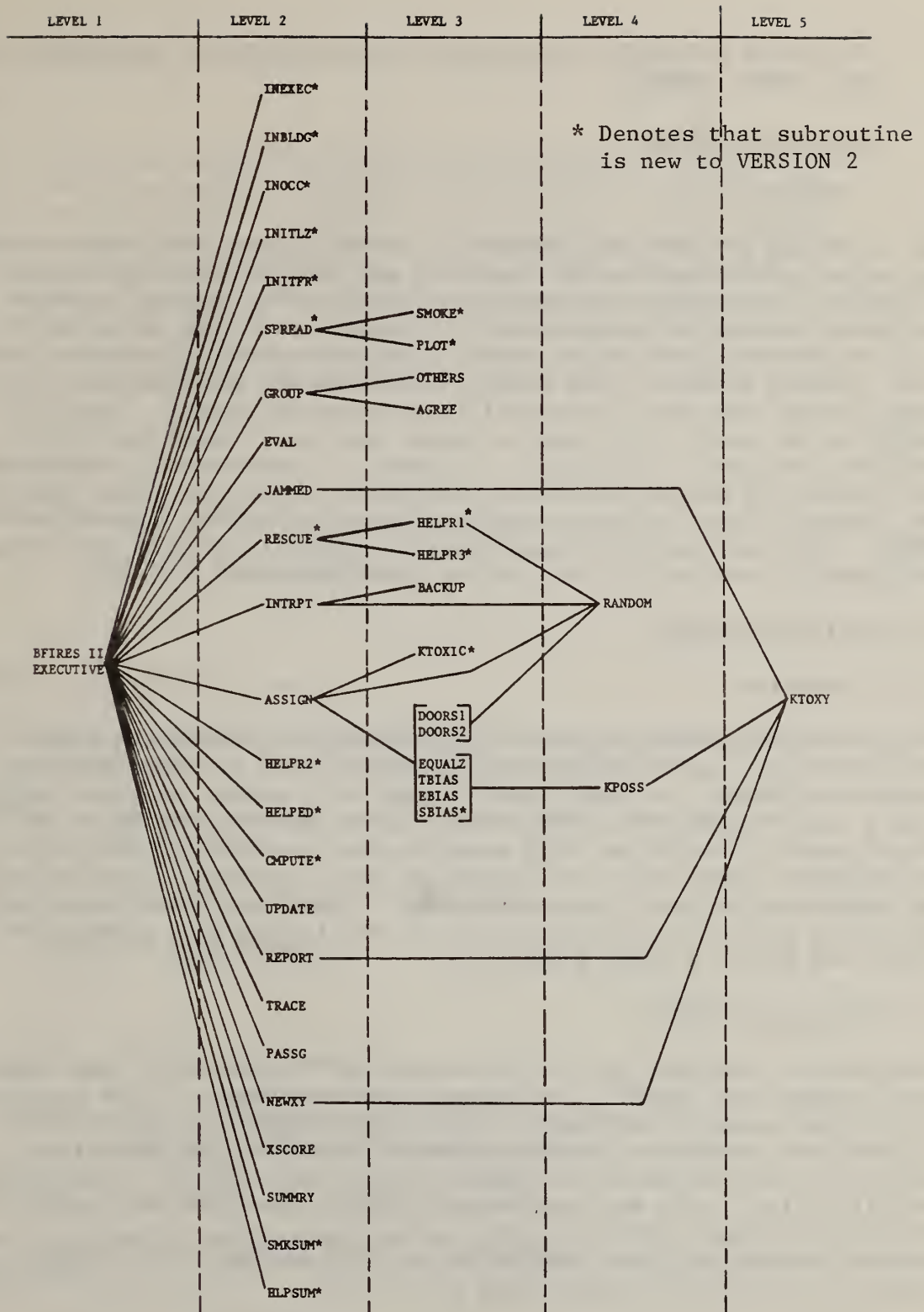


Figure 1.1 Multi-level Structure of BFIRES/VERSION 2

2.0 SIMULATION OF DIRECT INTERACTIONS BETWEEN OCCUPANTS AND SMOKE: THE "SMOKE" MODULE

2.1 Subroutine SPREAD

2.1.1 Function

The functions of subroutine SPREAD are to (1) determine the rate of smoke migration in the simulated environment, and (2) affect simulated smoke migration. To simplify the physical aspects of the problem, movement of toxicants through the environment is treated as a simple diffusion process, by which a point source expands into an increasingly larger "smoke" zone, as time advances. The rate of expansion may be adjusted by the user, through the specification of input parameter ISRATE. Thus, if ISRATE is set equal to 1, then the smoke zone will expand one spatial unit per time unit¹. Similarly, if ISRATE is specified as 3, then the smoke zone will expand one spatial unit every three time units, and so on. SPREAD affects simulated smoke migration by calling subroutine SMOKE. This routine is discussed below. Refer to the flow chart shown in Figure 2.1 and the Fortran listing given in Table 2.1.

2.2 Subroutine SMOKE

2.2.1 Function

This subroutine causes person-occupiable spatial locations to become infiltrated by "smoke" (toxic fire products), at a rate determined by subroutine SPREAD. Although smoke migration is assumed to occur radially from a point source, it may be blocked by the intrusion of walls or closed doors. Subroutine SMOKE scans spatial locations in the path of the expanding smoke zone, and determines which potential locations will be blocked during the current time frame. Thus, only those points not blocked by walls or closed doors will be infiltrated at a given point in time. See Figure 2.2 and Table 2.2.

2.3 Subroutine KTOXIC

This routine maintains an up-to-date count of the number of time frames each occupant has spent in the smoke-filled environment. This function is provided under the assumption that as the length of time during which a person has occupied a toxic environment increases, the deleterious effects of the toxicants upon cognitive and motor behavior increase as well (Phillips, 1973; Berl and Halpin, 1978). Questions pertaining to visibility through smoke and to the actual composition of toxicants are separate issues which are treated neither within KTOXIC nor BFIREsii in general. See Figure 2.3 and Table 2.3

1 This is acknowledged to be an oversimplification of smoke migration, which may vary in rate, direction and intensity over time.

2.4 Subroutine SBIAS

2.4.1 Function

This program biases an occupant's decision making behavior to favor movement toward smoke-free spatial locations. The occupant's immediate movement options are first scanned, and the location of infiltrated alternatives are identified. The probabilities of selecting the various options (first specified by subroutine TBIAS or EBIAS) are then reformulated, biasing in favor of the noninfiltrated spatial locations. This is accomplished by reducing the likelihood that the occupant will move toward a smoke-filled point, and by then redistributing the difference among noninfiltrated locations (so that the sum of the probabilities for all spatial moves is 1.00).

2.4.2 Computational Formulas

The reduction factor is computed by the equation

$$\text{REDN}(K) = P(K)/\text{TSMOKE}(N) \quad (1)$$

where:

$\text{REDN}(K)$ = reduction factor,

$P(K)$ = the probability that occupant n will move toward location K during time t (see Stahl, 1979, pp. 2-5), and

$\text{TSMOKE}(N)$ = occupant n 's tolerance for occupying a smoke-filled environment.

The distribution factor is computed by the equation

$$\text{DISTR} = \text{SUMRED}/\text{NUMCLR} \quad (2)$$

where:

DISTR = distribution factor,

SUMRED = the sum of the reduction factors computed for all smoke-infiltrated points, and

NUMCLR = the number of smoke-free points.

The revised probability of moving toward a smoke-free point is computed by the equation.

$$\text{PNEW} = P(K) + \text{DISTR} \quad (3)$$

where:

PNEW = the revised probability that occupant_n will approach location K during t,

P(K) = the original probability that location K will be approached during t, and

DISTR = the distribution factor.

The revised probability of moving toward a smoke-infiltrated location is computed by the equation

$$PNEW = P(K) - REDN(K) \quad (4)$$

where: PNEW = the revised probability that occupant_n will approach location K during t,

P(K) = the original probability that location K will be approached during t, and

REDN(K) = the reduction factor for location K.

Refer to Figure 2.4 and Table 2.4.

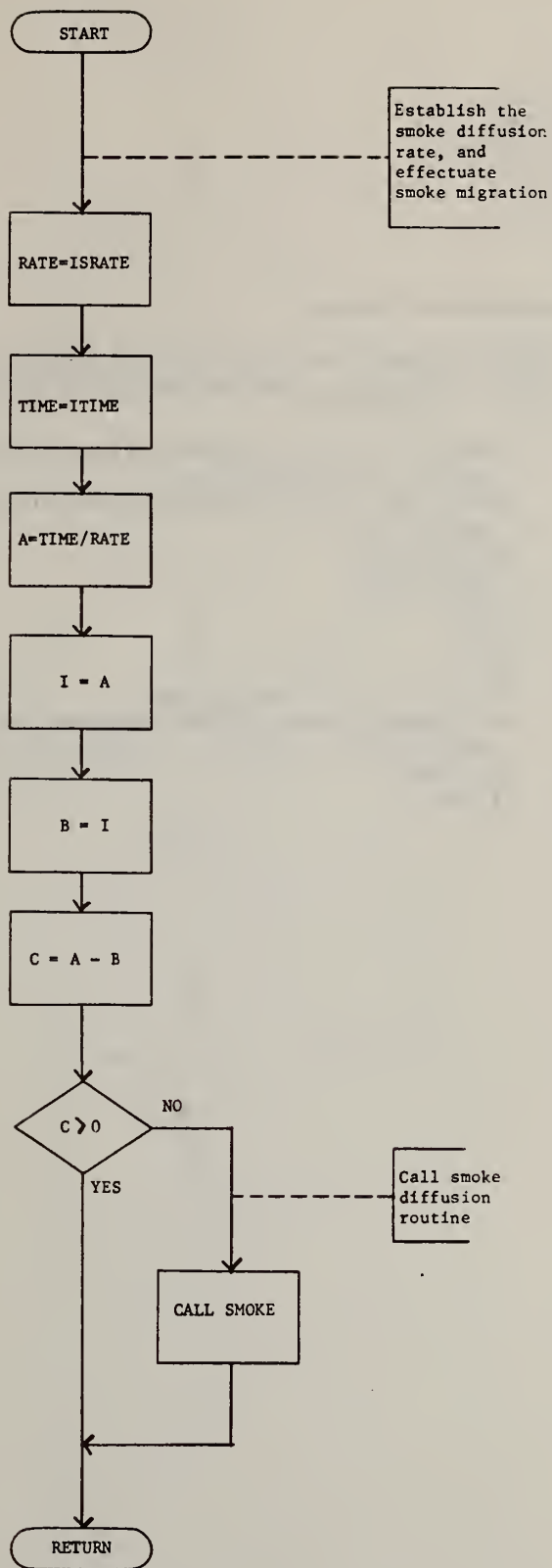


Figure 2.1 Flow Chart for Subroutine SPREAD

```

1      C
2      C
3      C
4      C
5      C
6      C  SUBROUTINE SPREAD
7      C
8      C  THIS ROUTINE DETERMINES RATE OF SMOKE SPREAD, BASED ON A USER
9      C  INPUT PARAMETER.  THE ROUTINE THEN CALLS "SMOKE", WHICH SPREADS
10     C  SMOKE AS REQUIRED.
11     C
12     C      SUBROUTINE SPREAD (ISMOKE,IBAR,IDOOR,NPOINT,MAXX,MAXY,
13     C      1  NSFACE,ND,ISRATE,ITIME)
14     C      DIMENSION ISMOKE(100,100),IBAR(20,75,2),IDOOR(30,4),
15     C      1  NPOINT (20)
16     C      RATE=ISRATE
17     C      TIME=ITIME
18     C      A=TIME/RATE
19     C      I=A
20     C      B=I
21     C      C=A-B
22     C      IF (C.GT.0.001) GO TO 100
23     C      CALL SMOKE (ISMOKE,IBAR,IDOOR,NPOINT,MAXX,MAXY,
24     C      1  NSFACE,ND)
25     C  100  CONTINUE
26     C      RETURN
27     C      END

```

Table 2.1 Subroutine SPREAD: FORTRAN Listing

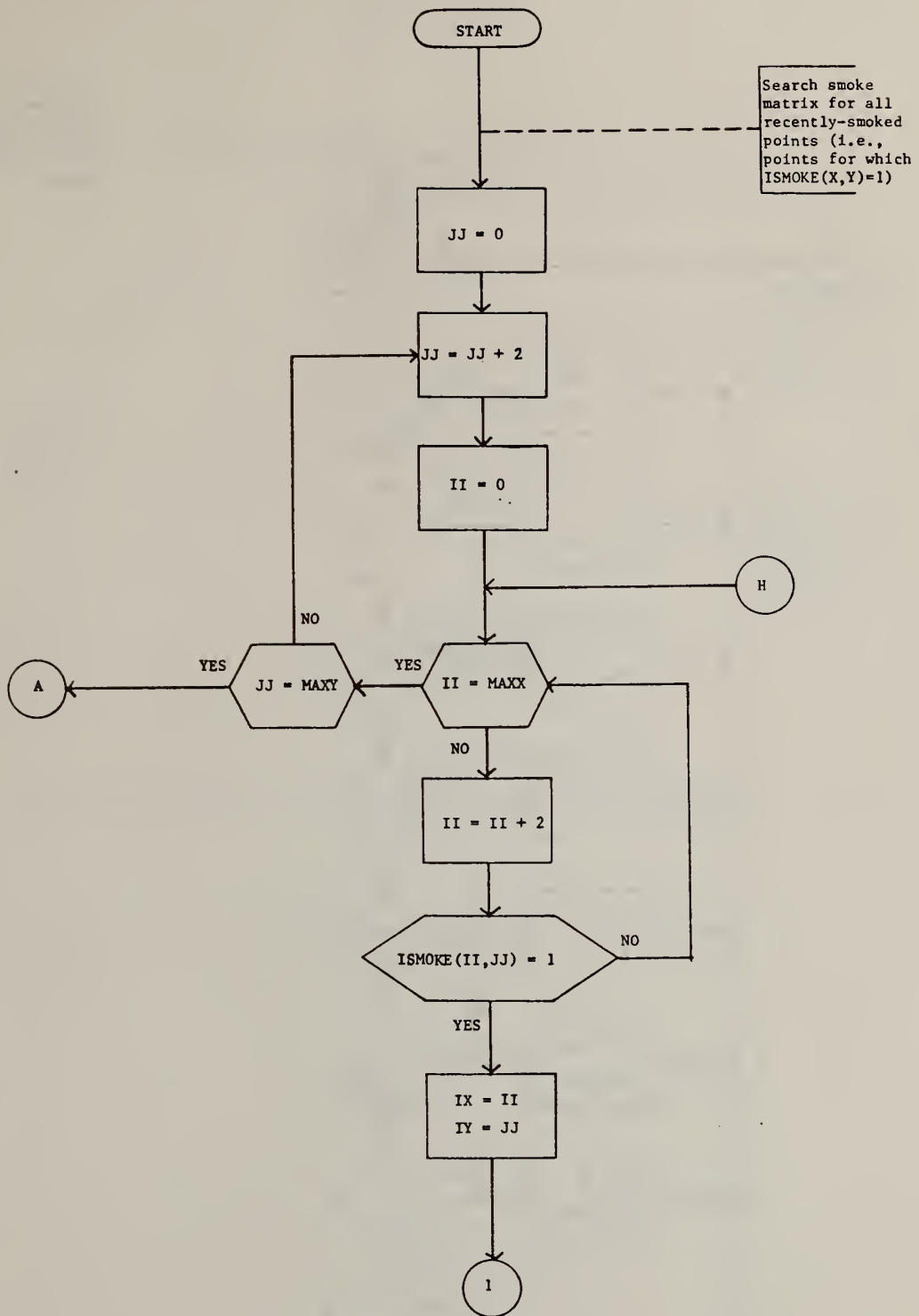
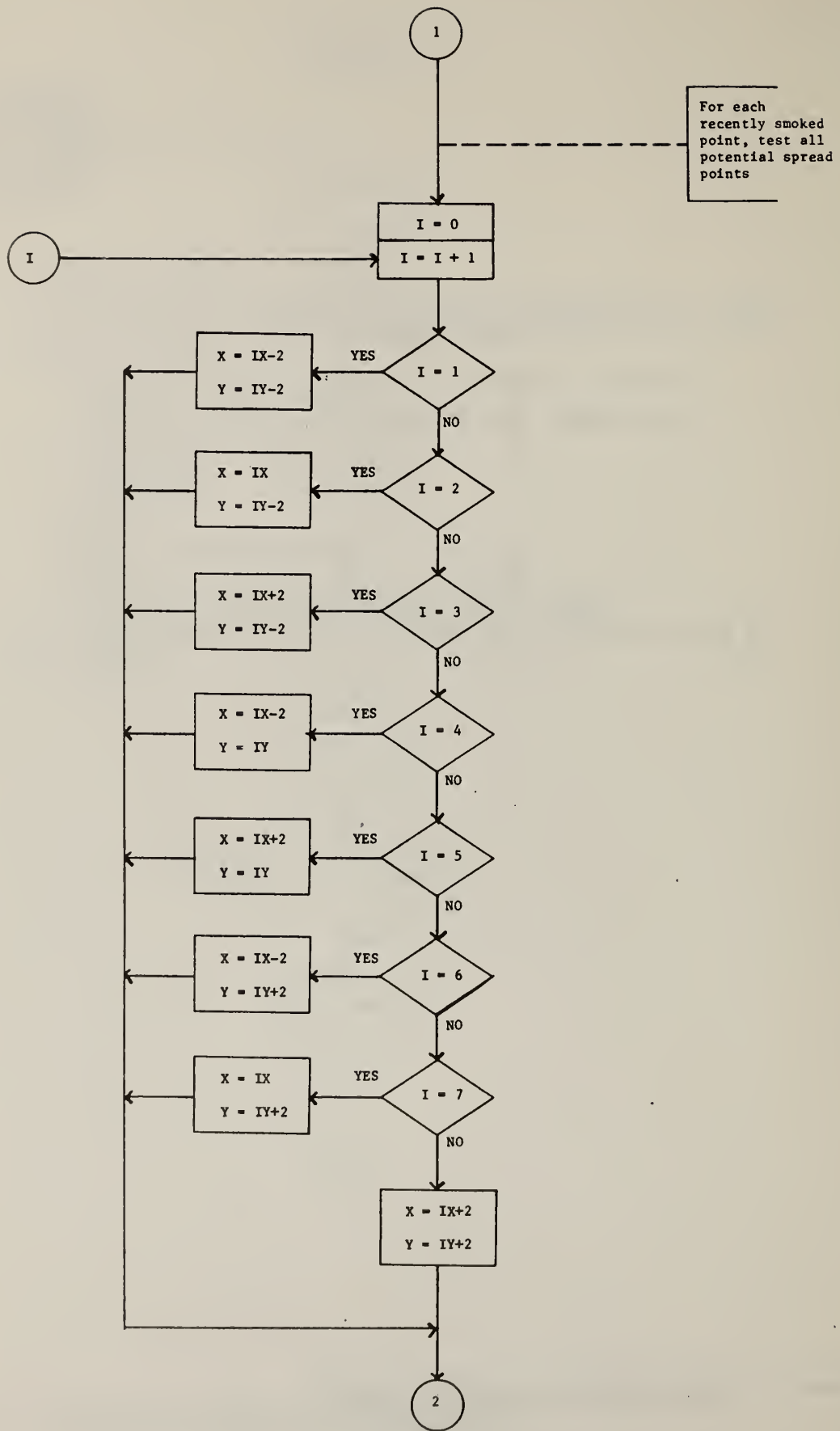
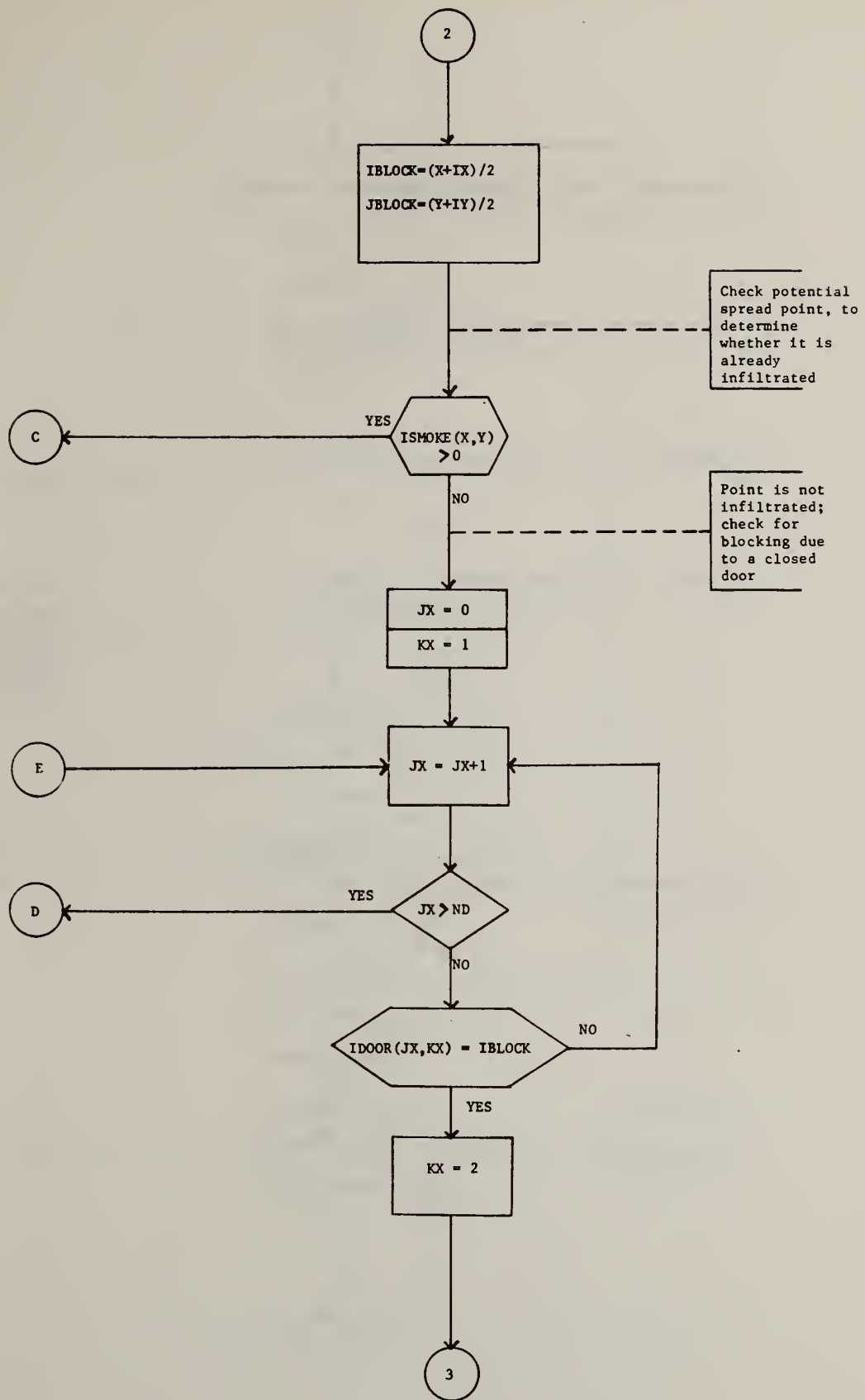
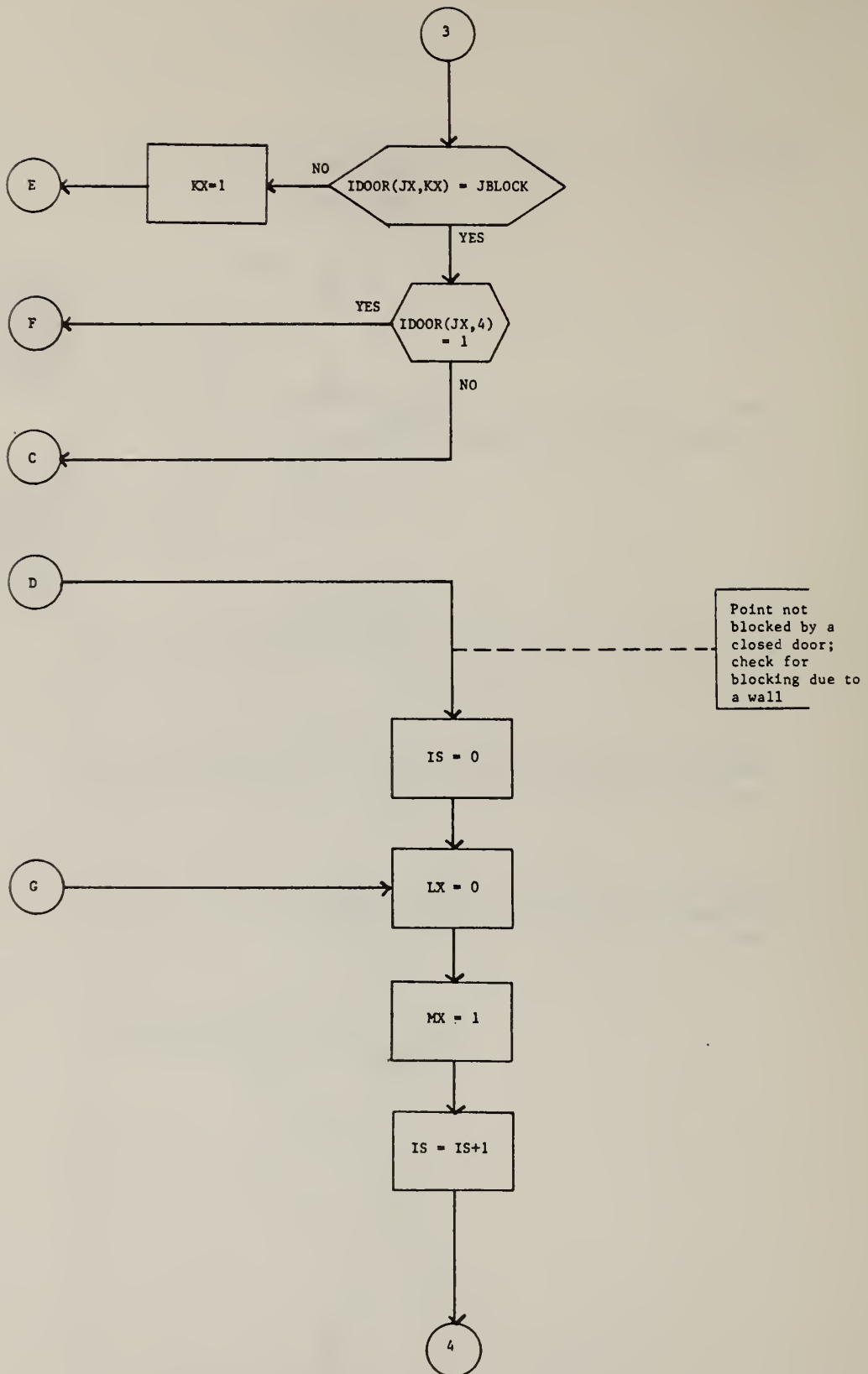
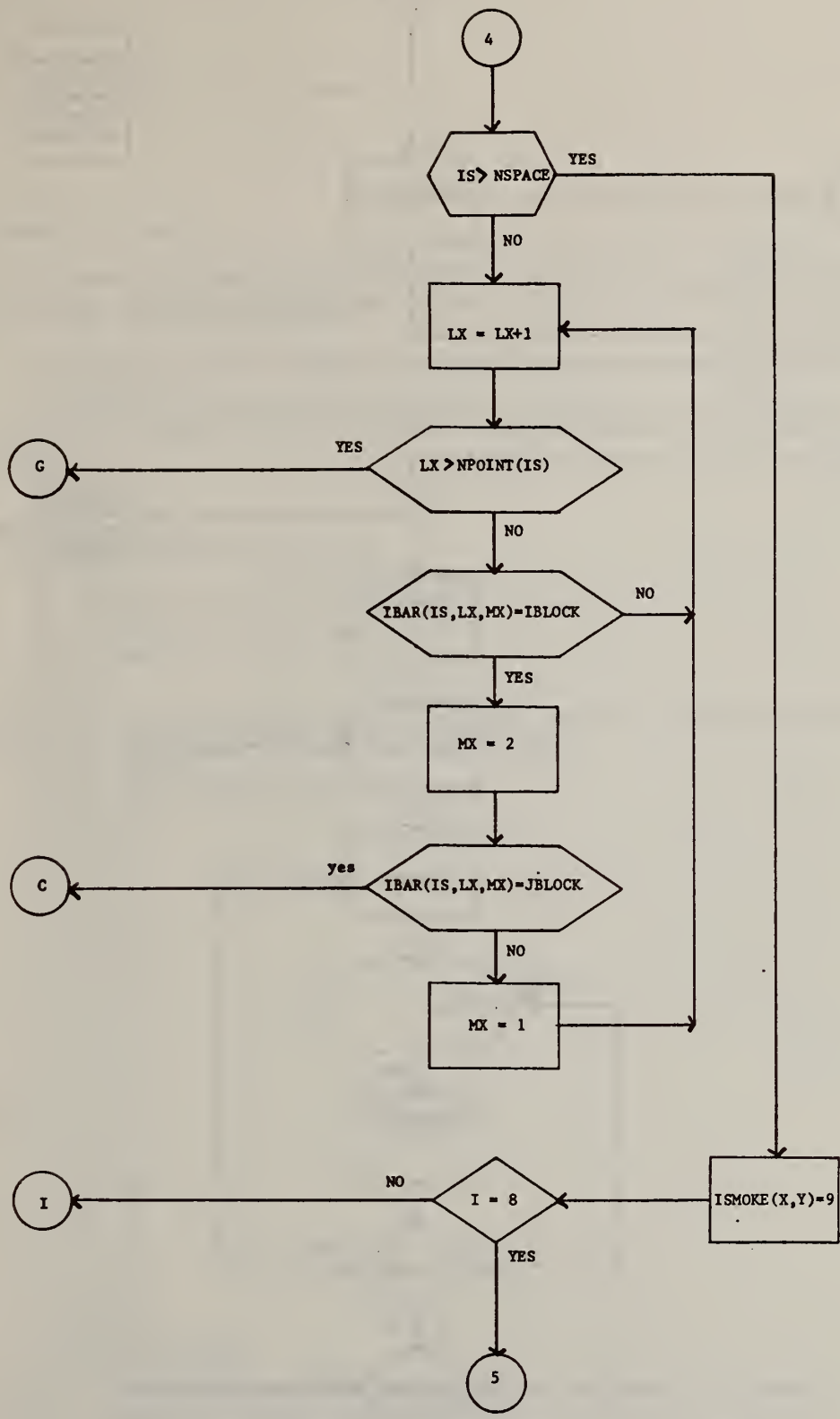


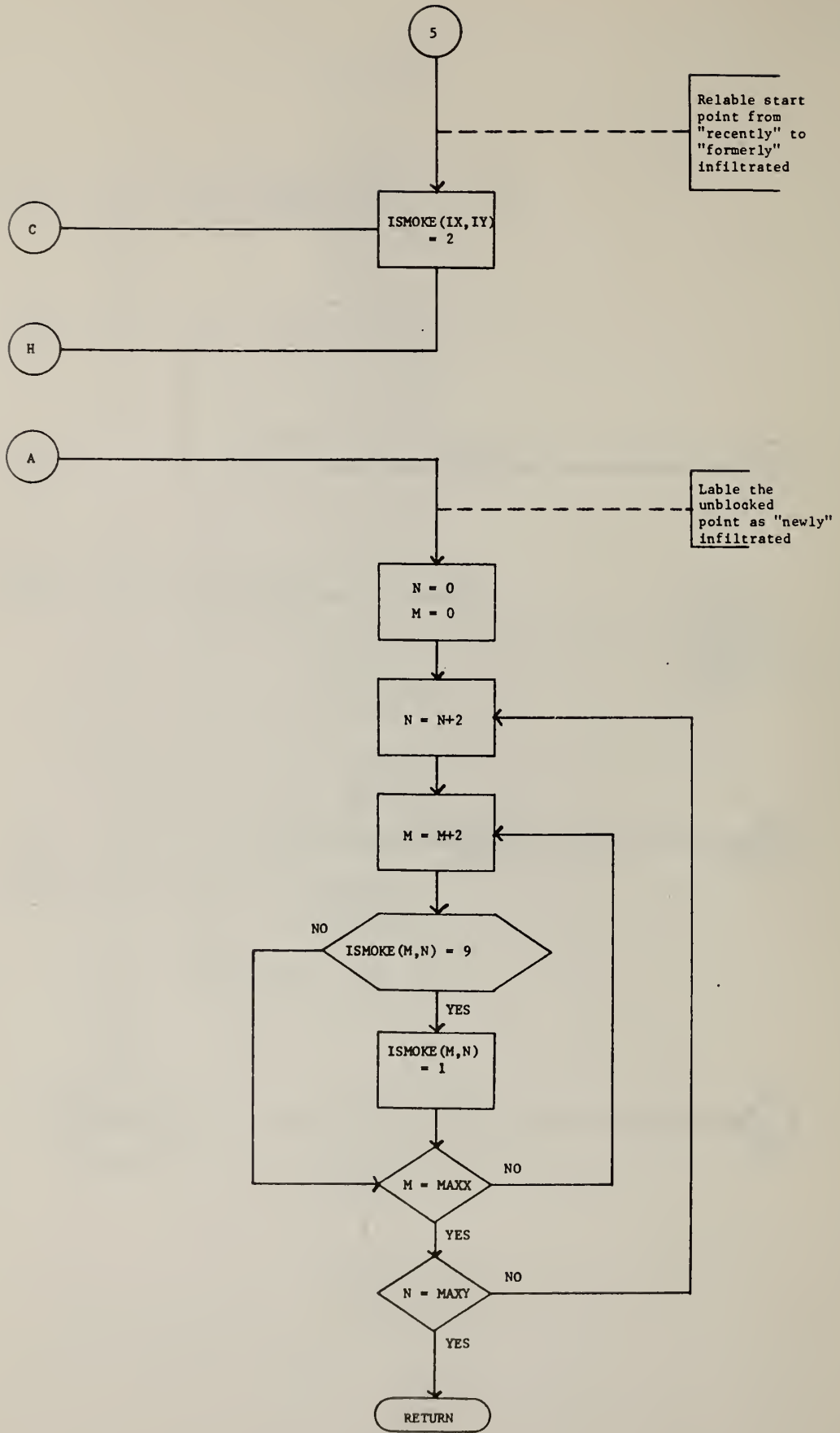
Figure 2.2 Flow Chart for Subroutine SMOKE












```

1      C
2      C
3      C
4      C
5      C SUBROUTINE SMOKE
6      C
7      C THIS SUBROUTINE CAUSES PERSON-OCCUPIABLE LOCATIONS TO BECOME INFILTRATED
8      C BY SMOKE. SMOKE MIGRATION MAY BE BLOCKED BY WALLS (DETERMINISTIC), AND
9      C BY CLOSED DOORS (STOCHASTIC).
10     C
11     C SUBROUTINE SMOKE (ISMOKE,IBAR,IDOOR,NPOINT,MAXX,MAXY,NSPACE,ND)
12     C INTEGER X,Y
13     C DIMENSION ISMOKE(100,100),IDOOR(30,4),IBAR(20,75,2),NPOINT(20)
14     C SEARCH SMOKE MATRIX FOR ALL RECENTLY SMOKED POINTS, I.E., POINTS FOR WHICH
15     C ISMOKE=1
16     C JJ=0
17     300 JJ=JJ+2
18     C II=0
19     301 IF (II.EQ.MAXX) GO TO 302
20     C II=II+2
21     C IF (ISMOKE(II,JJ).EQ.1) GO TO 101
22     C GO TO 301
23     302 IF (JJ.EQ.MAXY) GO TO 100
24     C GO TO 300
25     101 IX=II
26     C IY=JJ
27     C FOR EACH RECENTLY SMOKED POINT, TEST ALL POTENTIAL-SPREAD-POINTS. SPREAD
28     C SMOKE AS DETERMINED BY BLOCKING CONDITIONS
29     C DO 200 I=1,8
30     C GO TO (1,2,3,4,5,6,7,8),I
31     1 X=IX-2
32     C Y=IY-2
33     C GO TO 9
34     2 X=IX
35     C Y=IY-2
36     C GO TO 9
37     3 X=IX+2
38     C Y=IY-2
39     C GO TO 9
40     4 X=IX-2
41     C Y=IY
42     C GO TO 9
43     5 X=IX+2
44     C Y=IY
45     C GO TO 9
46     6 X=IX-2
47     C Y=IY+2
48     C GO TO 9
49     7 X=IX
50     C Y=IY+2
51     C GO TO 9
52     8 X=IX+2
53     C Y=IY+2
54     9 CONTINUE
55     C IBLOCK=(X+IX)/2
56     C JBLOCK=(Y+IY)/2
57     C CHECK POTENTIAL-SPREAD-POINT TO DETERMINE WHETHER IT IS ALREADY SMOKED.
58     C IF (ISMOKE(X,Y).GT.0) GO TO 200
59     C CHECK POTENTIAL-SPREAD-POINT FOR BLOCKING DUE TO A CLOSED DOOR
60     C JX=0

```

Table 2.2 Subroutine SMOKE: FORTRAN Listing

```

61         KX=1
62     11    JX=JX+1
63         IF (HX.GT.ND) GO TO 41
64         IF (IDOOR(JX,KX).EQ.IBLOCK) GO TO 10
65         GO TO 11
66     10    KX=2
67 0       IF (IDOOR(JX,KX).EQ.JBLOCK) GO TO 12
68         KX=1
69         GO TO 11
70     12    IF (IDOOR(JX,4).EQ.1) GO TO 50
71         GO TO 200
72     41    CONTINUE
73     C CHECK FOR BLOCKING DUE TO A WALL
74         IS=0
75     15    LX=0
76         MX=1
77     13    IS=IS+1
78         IF (IS.GT.NSPACE) GO TO 42
79     14    LX=LX+1
80         IF (LX.GT.NPOINT(IS)) GO TO 15
81         IF (IBAR(IS,LX,MX).EQ.IBLOCK) GO TO 16
82         GO TO 14
83     16    MX=2
84         IF (IBAR(IS,LX,MX).EQ.JBLOCK) GO TO 200
85         MX=1
86         GO TO 14
87     42    CONTINUE
88     50    ISMOKE(X,Y)=9
89     200   CONTINUE
90     C RE-LABEL STARTING POINT FROM RECENTLY-SMOKED TO FORMERLY-SMOKED
91         ISMOKE(IX,IY)=2
92         GO TO 301
93     C LABEL UNBLOCKED POINT AS NEWLY SMOKED
94     100   CONTINUE
95         DO 400 N=2,MAXY,2
96         DO 400 M=2,MAXX,2
97         IF (ISMOKE(M,N).EQ.9) GO TO 401
98         GO TO 400
99     401   ISMOKE(M,N)=1
100     400   CONTINUE
101         RETURN
102         END

```

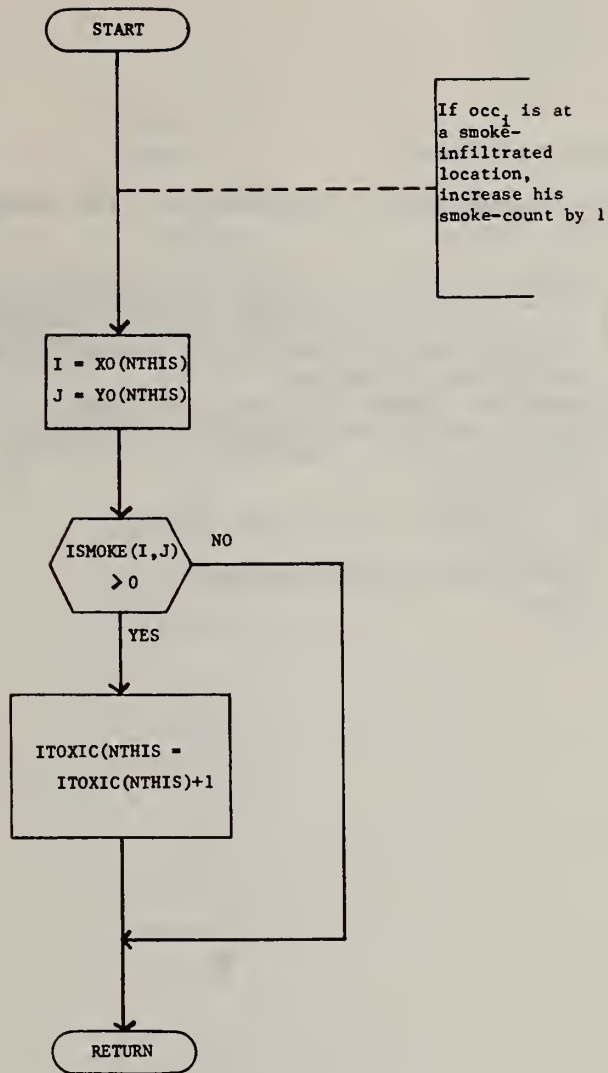


Figure 2.3 Flow Chart for Subroutine KTOXIC

```

1      C
2      C
3      C
4      C
5      C   SUBROUTINE KTOXIC
6      C
7      C   THIS PROGRAM COUNTS THE NUMBER OF TIME FRAMES EACH OCCUPANT HAS SPENT AT
8      C   SMOKED POINTS.
9      C
10     SUBROUTINE KTOXIC (ITIME,NTHIS,IHANDI,INT,IBYSTD,IEVAL,
11     1   XO,YO,IBAR,XT,YT,NAGREE,XE,YE,IAGREE,IRAND,P,MOVE,XK,
12     2   YK,K,L,IS,IGOALX,IGOALY,IENTER,X,IDOOR,POPEN,ND,MDOOR,
13     3   PCLOSE,NOEXP,LOWEXP,IHIEXP,ITOTAL,ISMOKE,TSMOKE,ITOXIC)
14     INTEGER XO(20),YO(20)
15     DIMENSION ISMOKE(100,100),ITOXIC(20)
16     C   DETERMINE WHETHER THE OCCUPANT IS CURRENTLY AT A SMOKED POINT.  IF SO,
17     C   INCREASE HIS TOTAL COUNT BY 1.
18     I=XO(NTHIS)
19     J=YD(NTHIS)
20     IF (ISMOKE(I,J).GT.0) GO TO 100
21     GO TO 110
22     100   ITOXIC(NTHIS)=ITOXIC(NTHIS)+1
23     110   RETURN
24     END

```

Table 2.3 Subroutine KTOXIC: FORTRAN Listing

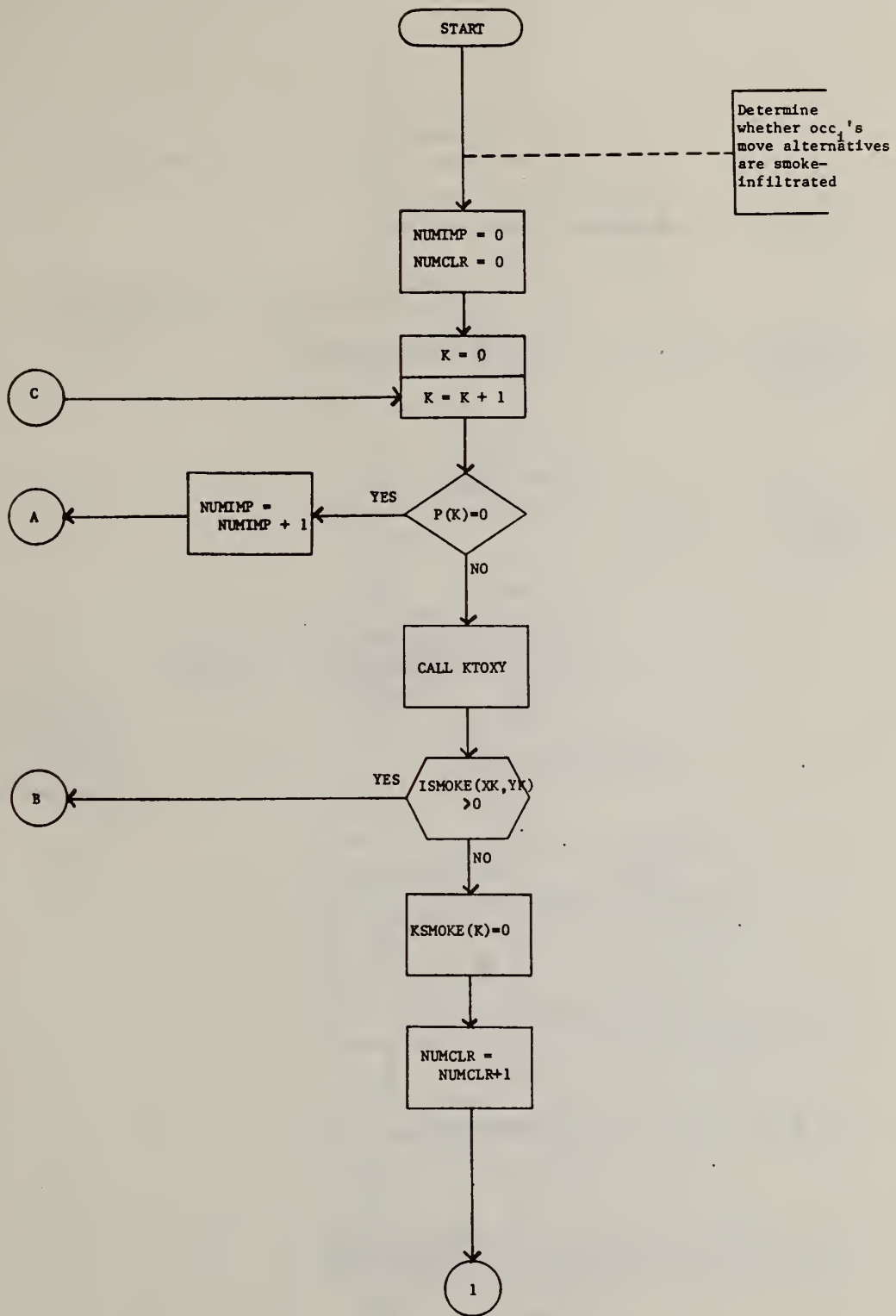
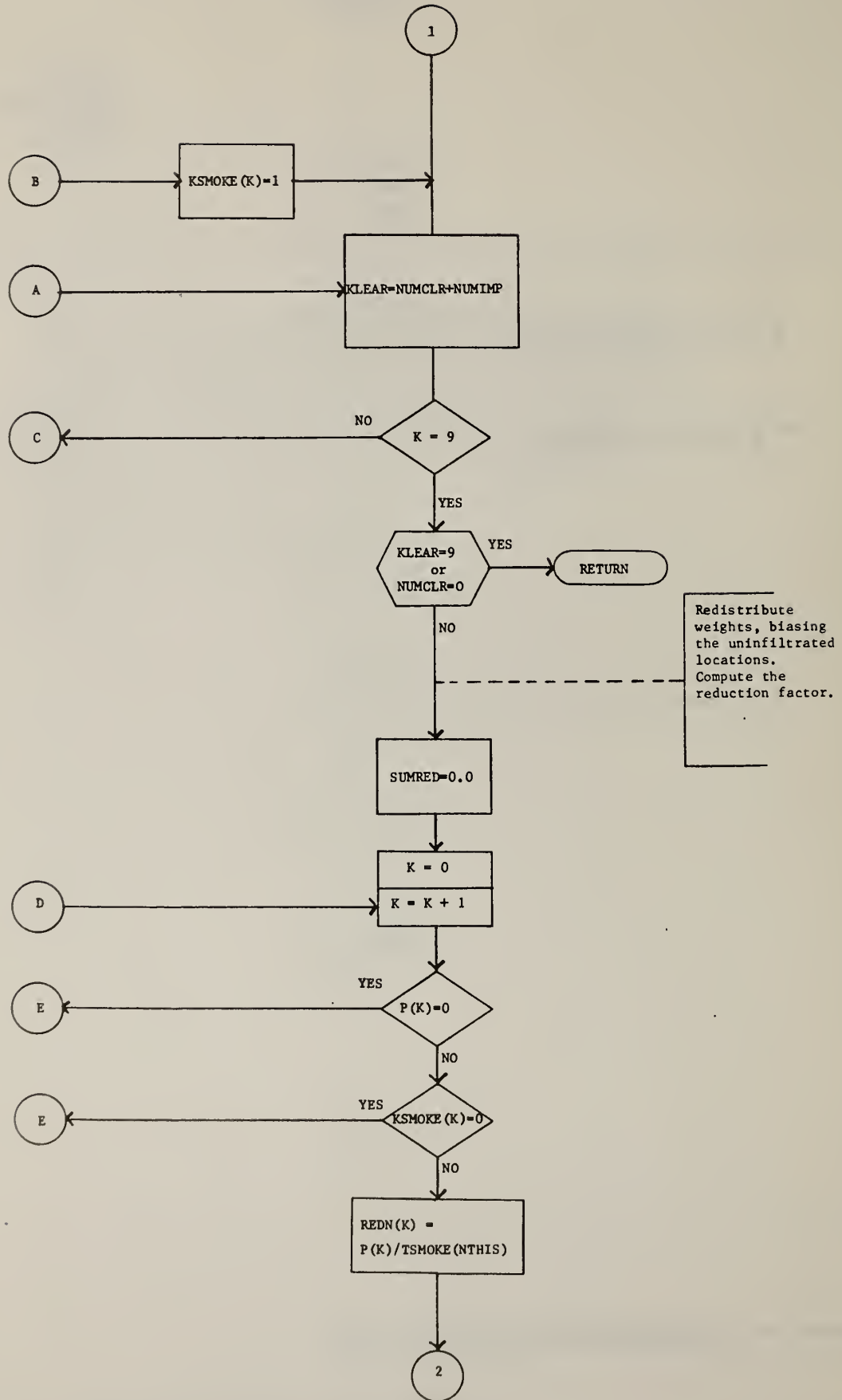
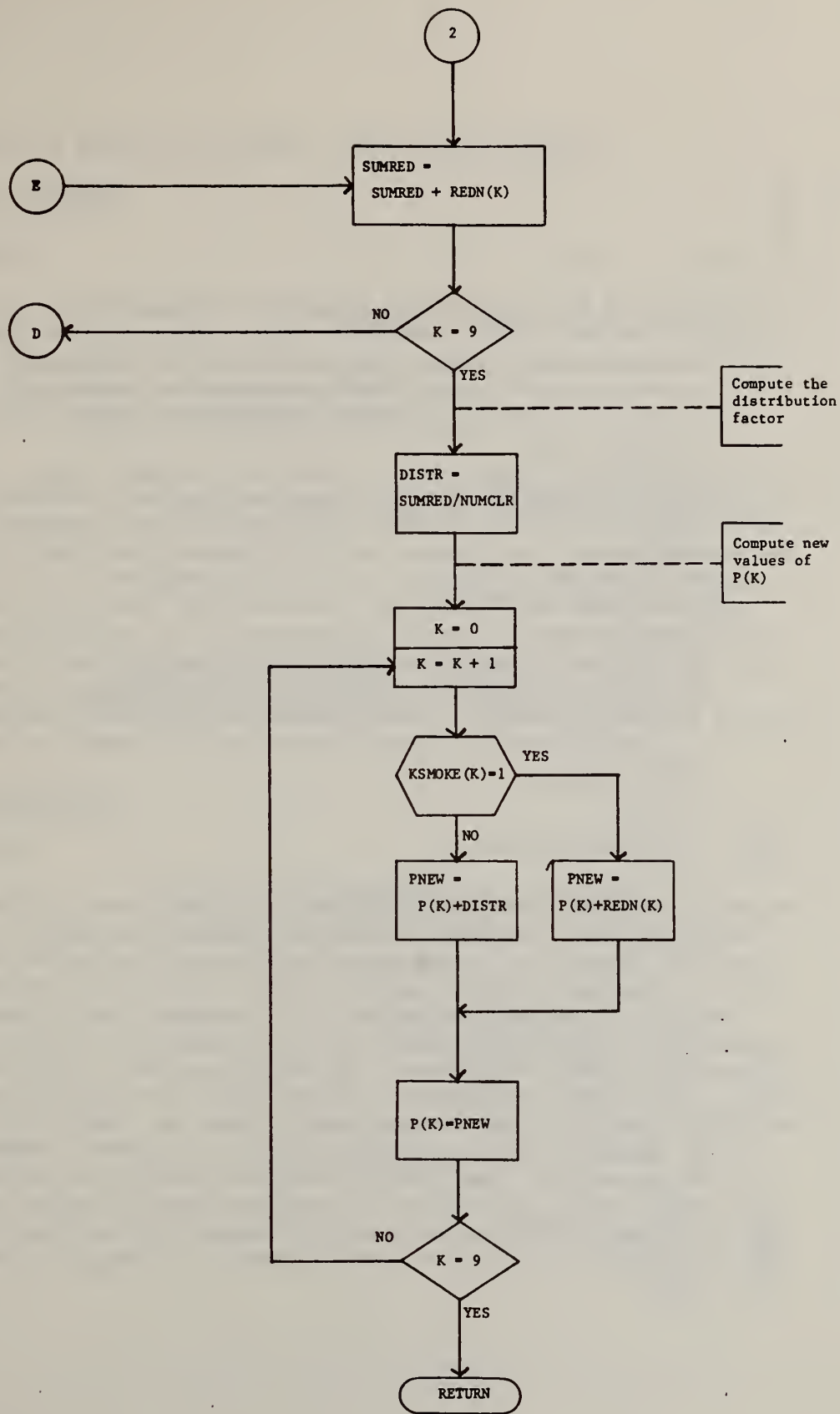


Figure 2.4 Flow Chart for Subroutine SBIAS





```

1      C
2      C
3      C
4      C
5      C   SUBROUTINE SBIAS
6      C
7      C   THIS ROUTINE BIASES AN OCCUPANT'S DECISION MAKING TO
8      C   FAVOR NON-SMOKED SPATIAL LOCATIONS.
9      C
10     SUBROUTINE SBIAS (ITIME,NTHIS,IHANDI,INT,IBYSTD,IEVAL,
11     1   XO,YO,IBAR,TOTBAR,XT,YT,NAGREE,XE,YE,IAGREE,IRAND,
12     2   P,MOVE,XK,YK,K,L,IS,IGOALX,IGOALY,IENTER,X,IDOOR,
13     3   POPEN,ND,MDOOR,PCLOSE,NOEXP,LOWEXP,IHIEXP,ITOTAL,
14     4   ISMOKE,TSMOKE)
15     DIMENSION P(9),ISMOKE(100,100),KSMOKE(9),REDN(9)
16     INTEGER TSMOKE(20),XK,YK
17     C   DETERMINE WHETHER MOVE ALTERNATIVES ARE SMOKED
18     NUMIMP=0
19     NUMCLR=0
20     DO 100 K=1,9
21     IF (P(K).EQ.0.) GO TO 110
22     GO TO 120
23     110  NUMIMP=NUMIMP+1
24     GO TO 140
25     120  CALL KTOXY (ITIME,NTHIS,IHANDI,INT,IBYSTD,IEVAL,
26     1   XO,YO,IBAR,TOTBAR,XT,YT,NAGREE,XE,YE,IAGREE,IRAND,
27     2   P,MOVE,XK,YK,K)
28     IF (ISMOKE(XK,YK).GT.0) GO TO 130
29     KSMOKE(K)=0
30     NUMCLR=NUMCLR+1
31     GO TO 140
32     130  KSMOKE(K)=1
33     140  KLEAR=NUMCLR+NUMIMP
34     CONTINUE
35     IF ((KLEAR.EQ.9).OR.(NUMCLR.EQ.0)) GO TO 400
36     C   REDISTRIBUTE WEIGHTS, FAVORING UNSMOKED LOCATIONS
37     C   COMPUTE REDUCTION FACTOR, REDN(K), AND SUMRED
38     SUMRED=0.
39     DO 200 K=1,9
40     IF (P(K).EQ.0.) GO TO 200
41     IF (KSMOKE(K).EQ.0) GO TO 200
42     REDN(K)=P(K)/TSMOKE(NTHIS)
43     200  SUMRED=SUMRED+REDN(K)
44     C   COMPUTE DISTR
45     DISTR=SUMRED/NUMCLR
46     C   COMPUTE NEW P(K) VALUES
47     DO 300 K=1,9
48     IF (KSMOKE(K).EQ.1) GO TO 310
49     PNEW=P(K)+DISTR
50     GO TO 320
51     310  PNEW=P(K)-REDN(K)
52     320  P(K)=PNEW
53     300  CONTINUE
54     400  RETURN
55     END

```

Table 2.4 Subroutine SBIAS: FORTRAN Listing

3.0 SIMULATION OF RESCUE ACTIVITIES: THE "RESCUE" MODULE

3.1 Subroutine RESCUE

3.1.1 Function

This routine is called whenever a preassigned rescuer (or "helper") is being processed, during a time frame. Helpers differ from other occupants in the sense that the user must specify for each helper the location of a single person-to-be-helped (PTBH), and a non-zero probability of actually engaging in the helping activity.

If the current time frame is the initial frame (i.e., if $t=1$), then RESCUE first establishes (probabilistically) whether helper_n engages in the rescue task (through a Call to subroutine HELPR1, described below). If not, then this simulated occupant will be treated as a non-helper during the remainder of the simulated fire event. If the helper does engage in the rescue activity, then repeated calls to RESCUE, as time advances, will serve the functions of (1) moving the helper to the location of the PTBH, and then (2) moving the helper-PTBH pair toward the exit goal¹. These tasks are accomplished within RESCUE by calls to subroutines HELPER1 and HELPR3, which are discussed below. Subroutine RESCUE is further described in Figure 3.1 and Table 3.1.

3.2 Subroutine HELPR1

3.2.1 Function

During the initial time frame ($t=1$), RESCUE calls upon HELPER1 to establish whether a preassigned rescuer engages in helping. This is accomplished by comparing the user-defined probability that helper_n will in-fact engage in the rescue task (input parameter PHELP) against a random number generated by the computer. If the helper "decides" to rescue, then HELPR1 changes his movement goal to assure that subsequent movement decisions lead him to the location of his preassigned PTBH. As the simulated event progresses over time, HELPR1 maintains the helper on a proper course toward the PTBH. As with a pedestrian movement generated by other aspects of BFIREs, movement by a helper toward a PTBH is biased rather than fully determined. Thus, simulated helpers may traverse less-than-perfect routes while locating occupants to be rescued. This phenomenon is expected to conform with actual behavior during real emergencies, as noted in anecdotal reports of actual fires (refer also to Archea, 1979).

¹ The term "exit goal" may refer to entry into stair enclosure, passage through a horizontal exit, or to having reached some preassigned staging area.

3.2.2 Computational Formulas

Whether or not a helper engages in the rescue task is computed in the following manner:

$$q = \text{PHELP}(N) - X \quad (5)$$

where:

q = either a positive, negative, or zero result, such that for negative and zero outcomes, the helper will not engage in rescue; for positive outcomes, the helper will rescue,

$\text{PHELP}(N)$ = the user-defined probability (between 0 and 1) that helper _{n} will engage in the rescue task, and

(X) = a random number between 0 and 1 generated by the computer.

Refer to Figure 3.2 and Table 3.2.

3.3 Subroutine HELPR2

3.3.1 Function

This routine identifies the time frame during which a helper reaches his PTBH. See Figure 3.3 and Table 3.3

3.4 Subroutine HELPR3

3.4.1 Function

After a helper reaches his preassigned PTBH, three tasks must be accomplished. First, the helper's movement objective must be changed from the location of the PTBH back to the location of the exit goal. Second, the helper's movement speed must be slowed in recognition of the fact that assisting a nonambulatory occupant may be difficult and energy consuming (see Archea, 1979)¹. Finally, the PTBH must be "moved along with" the rescuer, at the reduced rate of speed. This last task is accomplished through Subroutine HELPED, described below. See Figure 3.4 and Table 3.4.

3.5 Subroutine HELPED

3.5.1 Function

This routine causes the person-to-be-helped (PTBH) to remain with the assigned helper throughout the remainder of the simulated event. Under

¹ To simplify this problem, BFIRES assumes a 50% reduction of the helper's movement speed.

actual conditions, the helper would cause the PTBH to move, change direction, etc. BFIREs simulates this activity indirectly, by requiring the PTBH to follow-after the helper. Refer to Figure 3.5 Table 3.5. Finally, the helping function is limited to those situations where (1) the helper is familiar with available egress routes, (2) the person-to-be-helped requires no preparation time once the helper has arrived to render assistance (as discussed by Archea, 1979), and (3) one helper is sufficient to move any nonambulatory occupant.

671

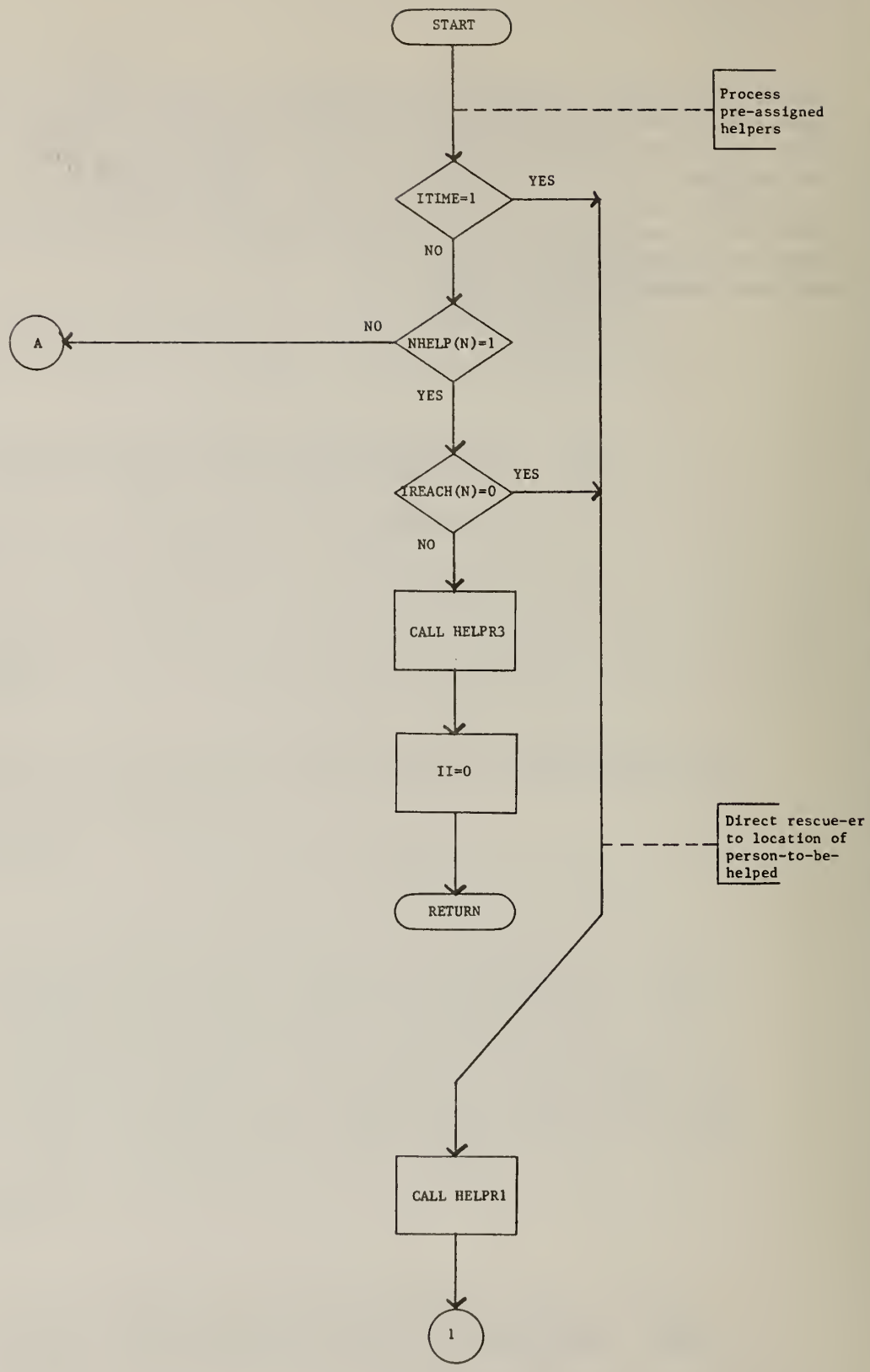
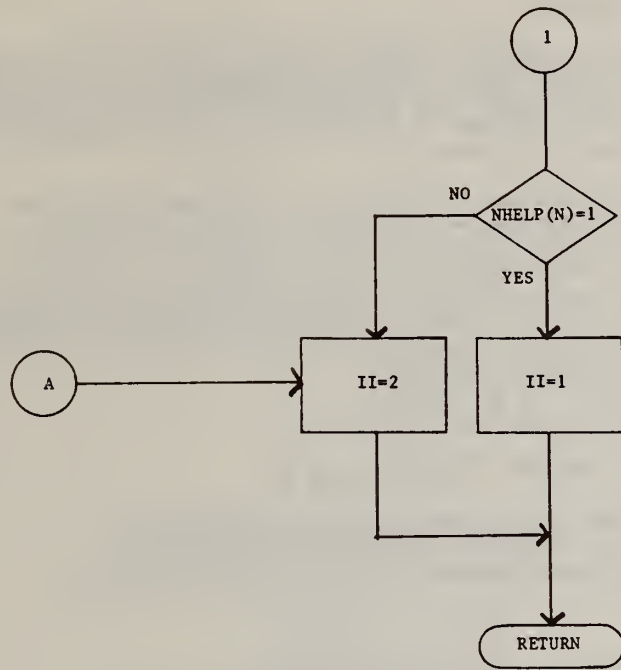


Figure 3.1 Flow Chart for Subroutine RESCUE



```

1      C
2      C
3      C
4      C
5      C SUBROUTINE RESCUE
6      C
7      C THIS PROGRAM PROCESSES RESCUE-ER ACTIVITIES. IT DETERMINES
8      C WHETHER A PRE-ASSIGNED RESCUE-ER DECIDES TO ENGAGE IN RESCUING,
9      C AND IF SO, DETERMINES THE COURSE OF THE RESCUE ACTIVITY.
10     C BEHAVIOR BY THE PERSON TO BE HELPED (PTBH) IS GENERATED BY
11     C SUBROUTINE HELPED, LATER ON.
12     C
13     SUBROUTINE RESCUE (ITIME,NTHIS,PHELP,NHELP,XO,YO,
14     1 IXHELP,IYHELP,NSPACE,XLO,XHI,YLO,YHI,NE,IGOALX,
15     2 IGOALY,IAGREE,IGX,IGY,IAG,IXX,IREACH,IHANDI,II)
16     DIMENSION PHELP(20),NHELP(20),IXHELP(20),IYHELP(20),
17     1 NE(20),IGOALX(20,10,20),IGOALY(20,10,20),IAGREE(20),
18     2 IGX(20),IGY(20),IAG(20),IXX(20),IREACH(20),IHANDI(20)
19     INTEGER XO(20),YO(20),XLO(20),XHI(20),YLO(20),YHI(20)
20     C PROCESS PRE-ASSIGNED HELPERS:
21     IF (ITIME.EQ.1) GO TO 20
22     IF (NHELP(NTHIS).EQ.1) GO TO 15
23     GO TO 10
24     15 IF (IREACH(NTHIS).EQ.0) GO TO 20
25     GO TO 25
26     25 CALL HELPR3 (ITIME,NTHIS,PHELP,NHELP,XO,YO,
27     1 IXHELP,IYHELP,NSPACE,XLO,XHI,YLO,YHI,NE,
28     2 IGOALX,IGOALY,IAGREE,IGX,IGY,IAG,IXX,IREACH,
29     3 IHANDI)
30     35 II=0
31     RETURN
32     C DIRECT RESCUER TO LOCATION OF PTBH:
33     20 CALL HELPR1 (ITIME,NTHIS,PHELP,NHELP,XO,YO,
34     1 IXHELP,IYHELP,NSPACE,XLO,XHI,YLO,YHI,NE,
35     2 IGOALX,IGOALY,IAGREE,IGX,IGY,IAG,IXX)
36     IF (NHELP(NTHIS).EQ.1) GO TO 30
37     GO TO 10
38     30 II=1
39     RETURN
40     10 II=2
41     RETURN
42     END

```

Table 3.1 Subroutine RESCUE: FORTRAN Listing

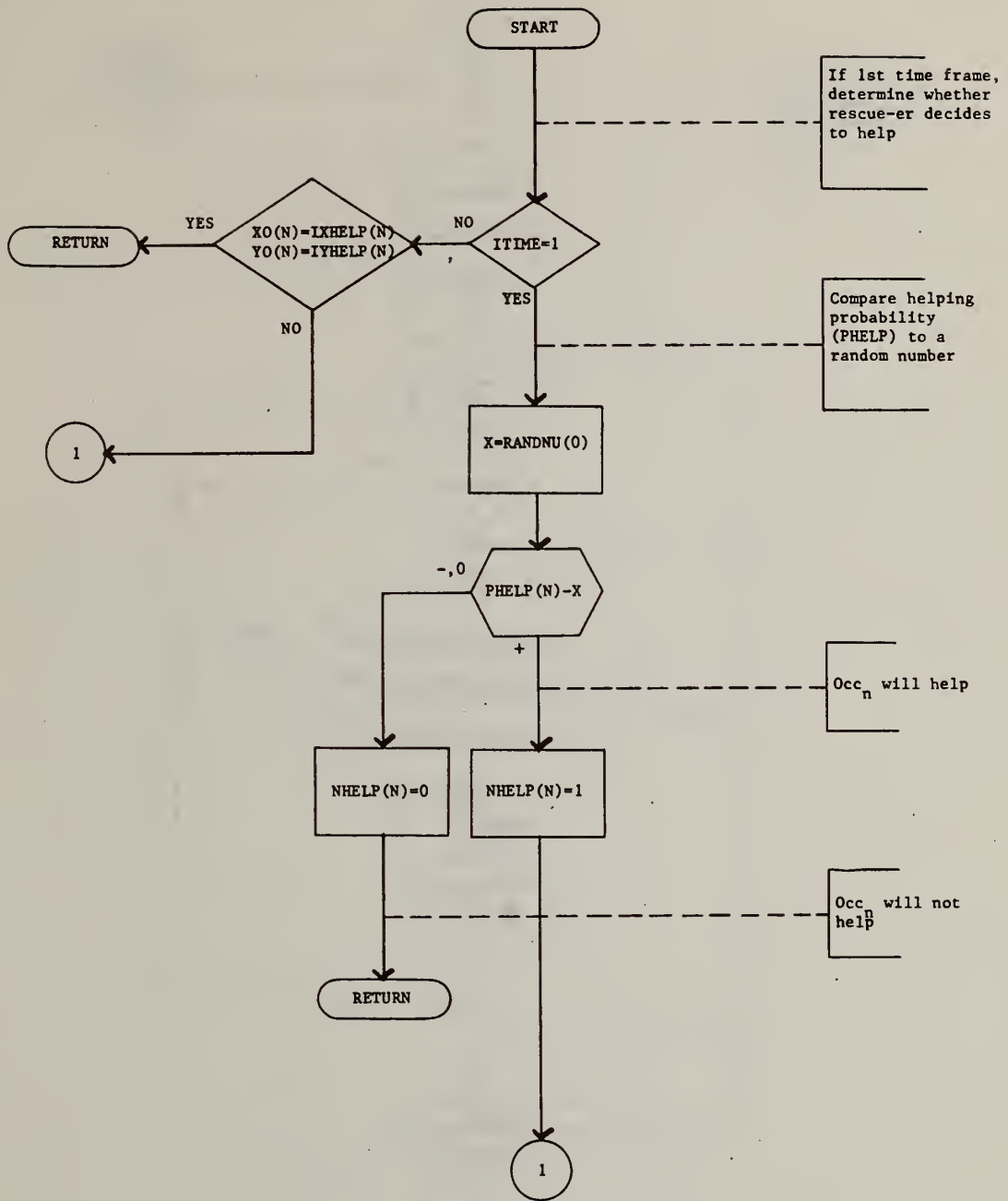
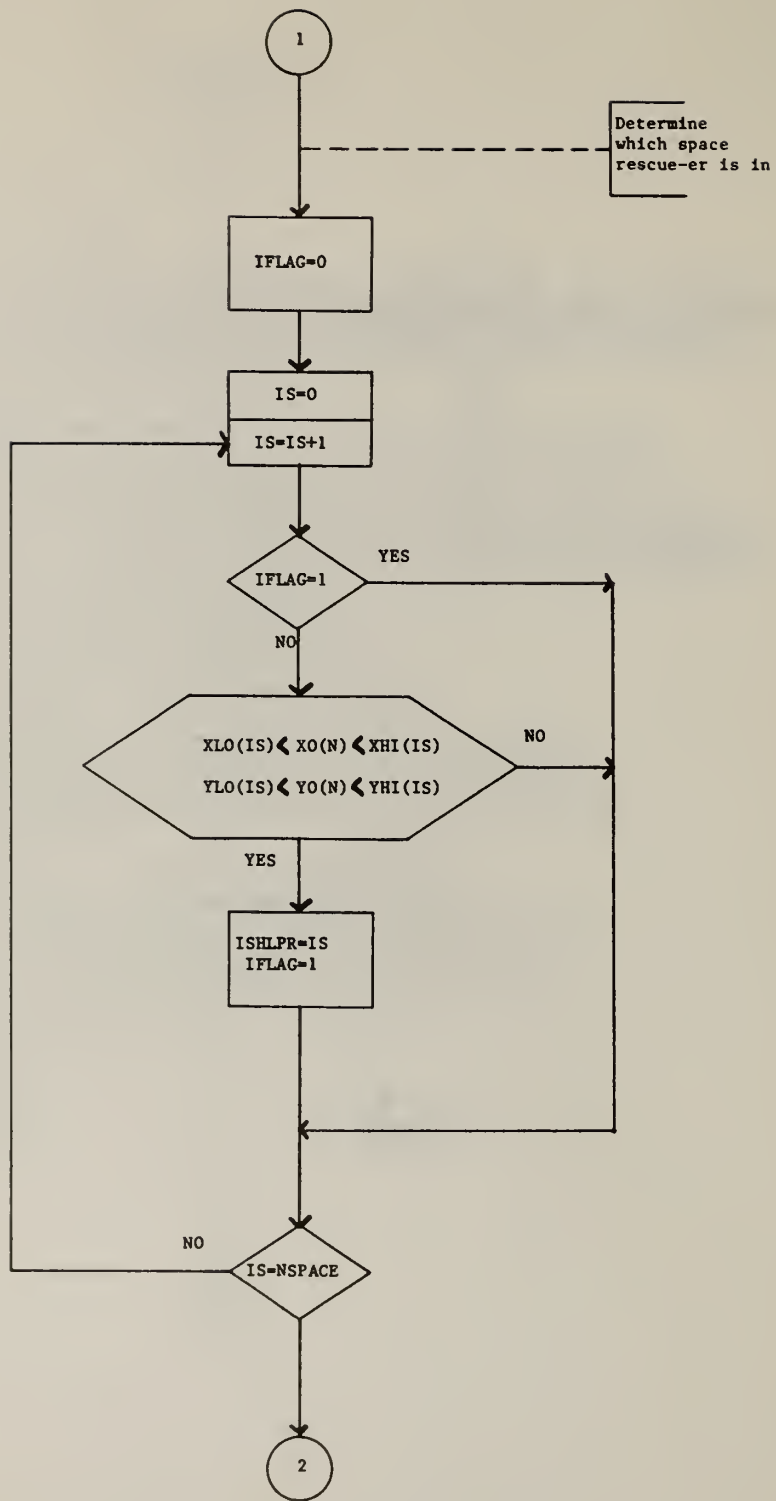
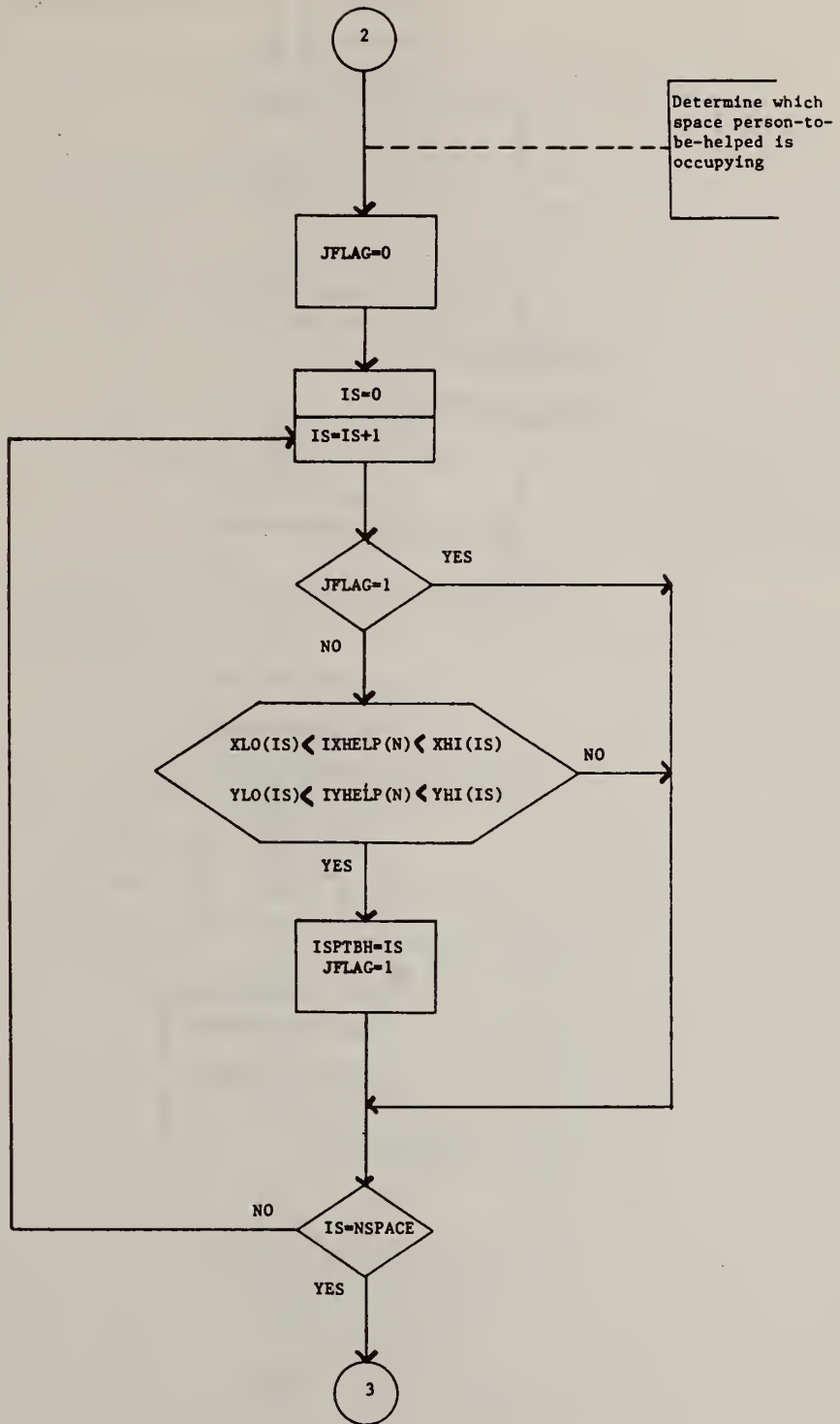
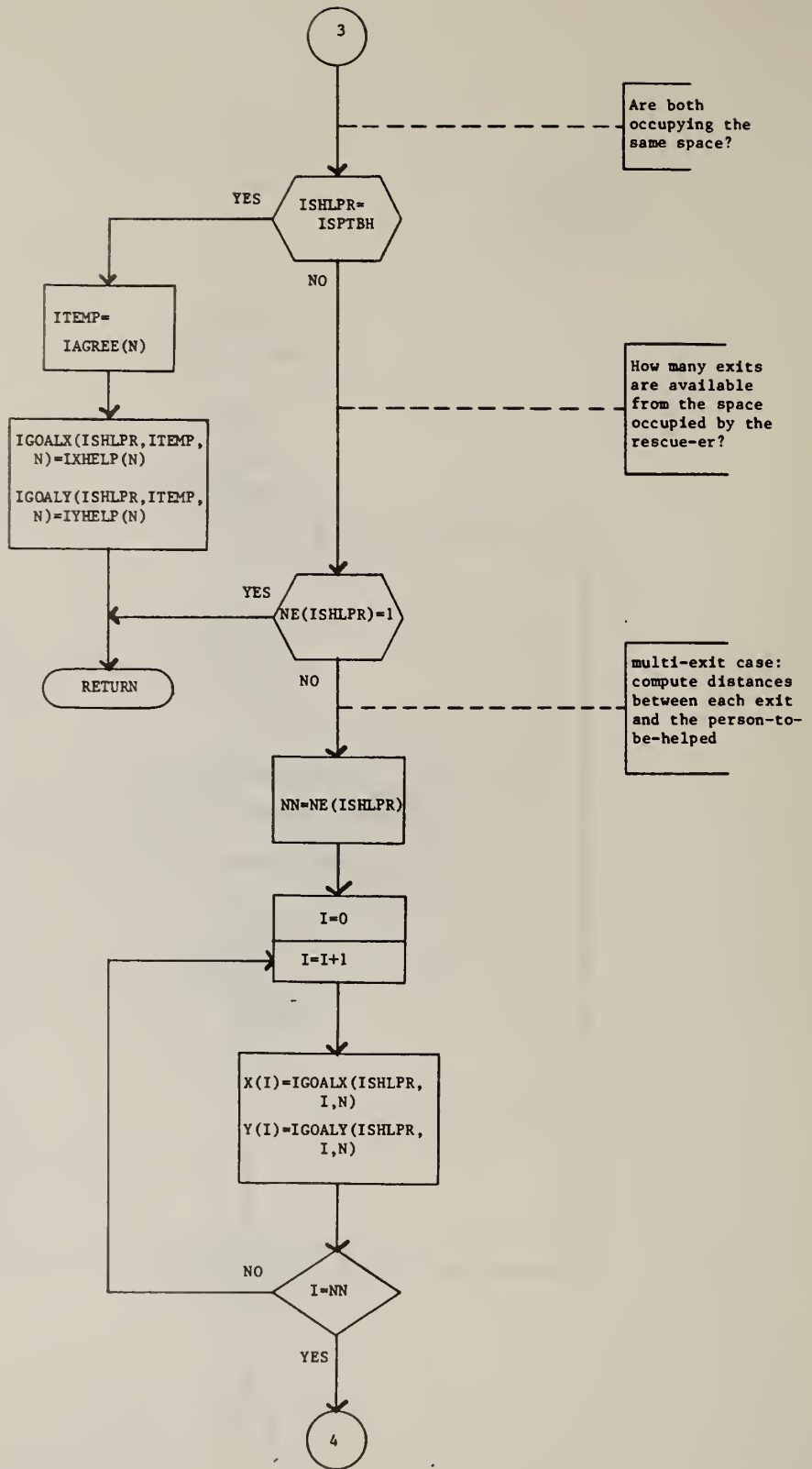
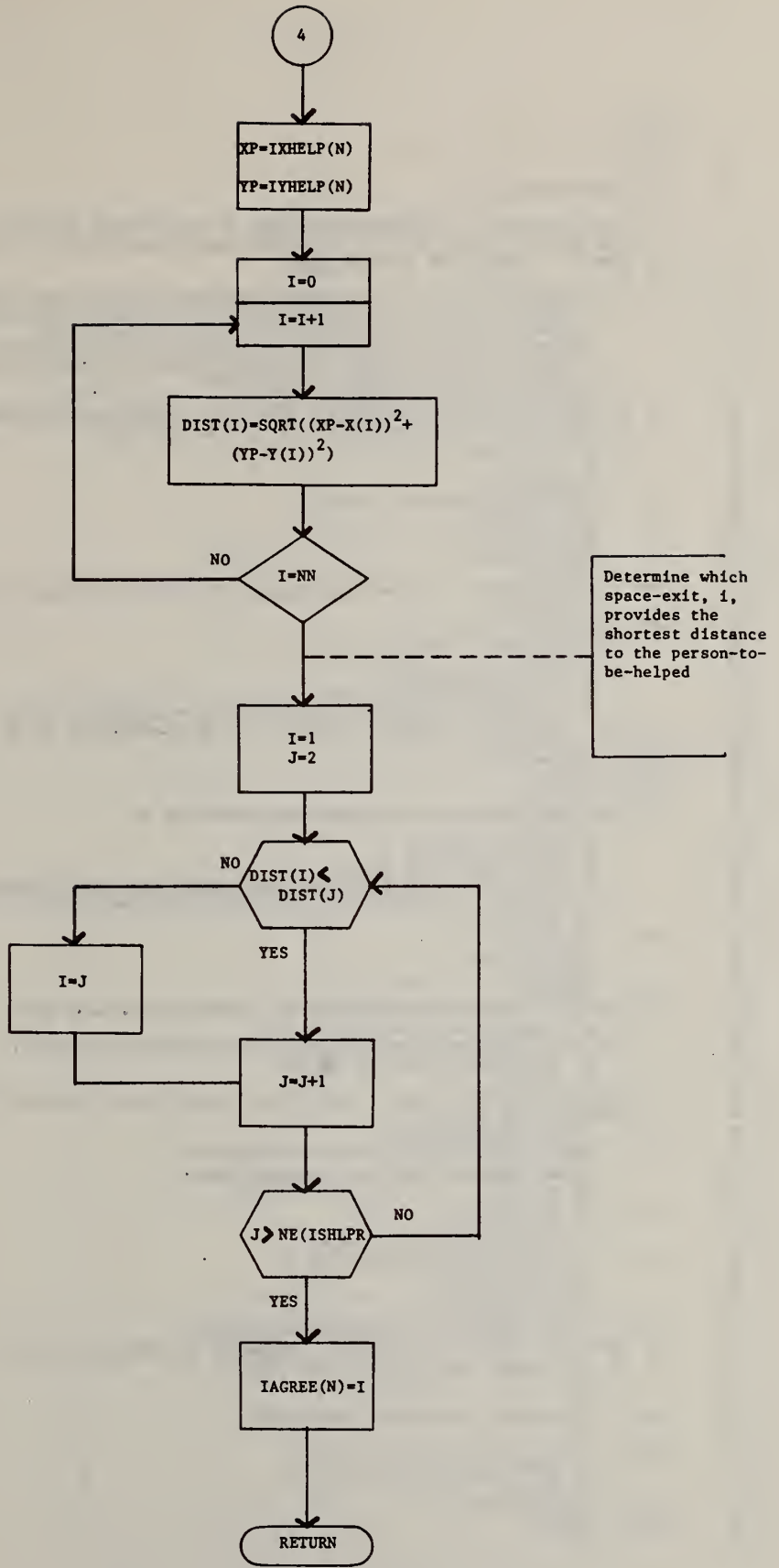


Figure 3.2 Flow Chart for Subroutine HELPR1









```

1      C
2      C
3      C
4      C
5      C   SUBROUTINE HELPR1
6      C
7      C   THIS ROUTINE (1) DETERMINES WHETHER A PRE-ASSIGNED HELPER IN FACT ENGAGES IN
8      C   THE HELPING TASK, AND (2) RE-ESTABLISHES ENGAGED HELPER'S MOVEMENT GOALS IN
9      C   ORDER TO ASSURE THE HELPING BIAS.
10     C
11     SUBROUTINE HELPR1 (ITIME,NTHIS,PHHELP,NHELP,XO,YO,IXHELP,IYHELP,
12     1  NSPACE,XLO,XHI,YLO,YHI,NE,IGOALX,IGOALY,IAGREE,IGX,IGY,IAG,IXX)
13     INTEGER XO(20),YO(20),XLO(20),XHI(20),YLO(20),YHI(20)
14     DIMENSION PHHELP(20),NHELP(20),IXHELP(20),IYHELP(20),NE(20),
15     1  IGOALX(20,10,20),IGOALY(20,10,20),IAGREE(20),IGX(20),IGY(20),
16     2  IAG(20),IXX(20),X(20),Y(20),DIST(20)
17     IAG(NTHIS)=IAGREE(NTHIS)
18     C IF THIS IS THE 1ST TIME-FRAME, DETERMINE WHETHER THE PRE-ASSIGNED
19     C HELPER IN FACT DECIDES TO GO INTO THE HELPING MODE
20     IF (ITIME.EQ.1) GO TO 10
21     GO TO 25
22     10  X=RANDNU(0)
23     IF (PHHELP(NTHIS)-X) 20,20,15
24     15  NHELP(NTHIS)=1
25     GO TO 30
26     20  NHELP(NTHIS)=0
27     RETURN
28     25  IF (XO(NTHIS).EQ.IXHELP(NTHIS).AND.YO(NTHIS).EQ.IYHELP(NTHIS)) GO
29     1  TO 900
30     CONTINUE
31     C DETERMINE WHICH SPACE HELPER IS IN
32     IFLAG=0
33     DO 100 IS=1,NSPACE
34     IF (IFLAG.EQ.1) GO TO 100
35     IF ((XLO(IS).LT.XO(NTHIS).AND.XHI(IS).GT.XO(NTHIS)).AND.
36     1  (YLO(IS).LT.YO(NTHIS).AND.YHI(IS).GT.YO(NTHIS))) GO TO 101
37     GO TO 100
38     101  ISHLPR=IS
39     IFLAG=1
40     100  CONTINUE
41     C DETERMINE WHICH SPACE PERSON-TO-BE-HELPED IS IN
42     JFLAG=0
43     DO 200 IS=1,NSPACE
44     IF (JFLAG.EQ.1) GO TO 200
45     IF ((XLO(IS).LT.IXHELP(NTHIS).AND.XHI(IS).GT.IXHELP(NTHIS)).AND.
46     1  (YLO(IS).LT.IYHELP(NTHIS).AND.YHI(IS).GT.IYHELP(NTHIS)))GOTO 201
47     GO TO 200
48     201  ISPTBH=IS
49     IXX(NTHIS)=IS
50     JFLAG=1
51     200  CONTINUE
52     C DETERMINE WHETHER BOTH PERSONS ARE OCCUPYING THE SAME SPACE
53     IF (ISHLPR.EQ.ISPTBH) GO TO 500
54     C HOW MANY EXITS ARE AVAILABLE FROM SPACE OCCUPIED BY HELPER
55     IF (NE(ISHLPR).EQ.1) GO TO 900
56     GO TO 550
57     C FOR THE MULTI-EXIT CASE, COMPUTE DISTANCES BETWEEN EACH EXIT AND THE
58     C PERSON-TO-BE-HELPED
59     500  ITEMP=IAGREE(NTHIS)
60     IGOALX(ISHLPR,ITEMP,NTHIS)=IXHELP(NTHIS)
61     IGOALY(ISHLPR,ITEMP,NTHIS)=IYHELP(NTHIS)
62     GO TO 900
63     550  NN=NE(ISHLPR)
64     DO 701 I=1,NN
65     X(I)=IGOALX(ISHLPR,I,NTHIS)
66     701  Y(I)=IGOALY(ISHLPR,I,NTHIS)
67     XP=IXHELP(NTHIS)
68     YP=IYHELP(NTHIS)
69     DO 702 I=1,NN
70     702  DIST(I)=SQRT((XP-X(I))**2+(YP-Y(I))**2)
71     C DETERMINE WHICH SPACE-EXIT, I, PROVIDES THE SHORTEST DISTANCE
72     C TO THE PERSON-TO-BE-HELPED (THE PTBH):
73     I=1
74     J=2
75     601  IF (DIST(I).LT.DIST(J)) GO TO 602
76     I=J
77     602  J=J+1
78     IF (J.GT.NE(ISHLPR)) GO TO 603
79     GO TO 601
80     603  IAGREE(NTHIS)=I
81     900  RETURN
82     END

```

Table 3.2 Subroutine HELPR1: FORTRAN Listing

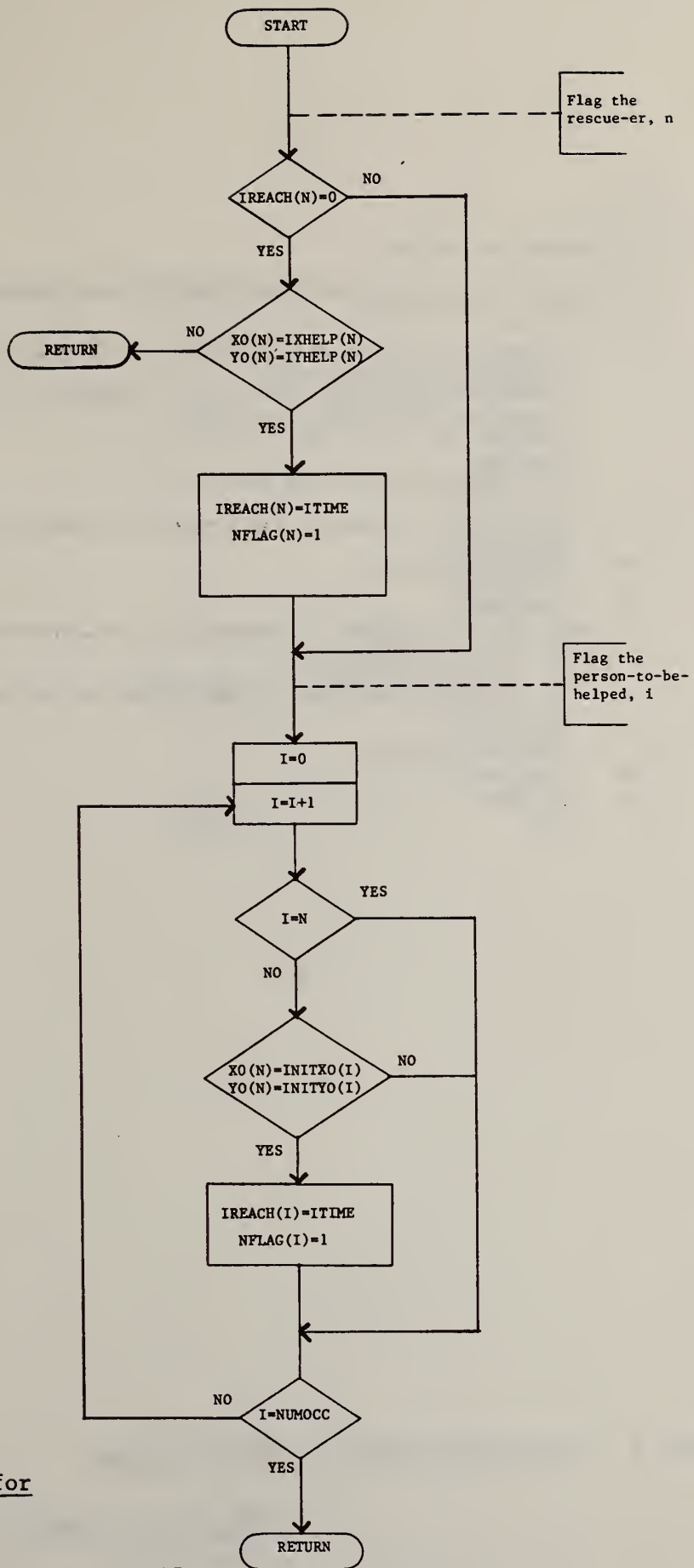


Figure 3.3 Flow Chart for Subroutine HELPR2

```

1      C
2      C
3      C
4      C
5      C SUBROUTINE HELPR2
6      C
7      C THIS ROUTINE FLAGS TEMPORAL POINT AT WHICH HELPER ACTUALLY REACHES
8      C PERSON TO BE HELPED.
9      C
10     SUBROUTINE HELPR2 (IREACH,NTHIS,XO,YO,IXHELP,IYHELP,ITIME,NFLAG,
11     1 NUMOCC,INITXO,INITYO)
12     DIMENSION IXHELP(20),IYHELP(20),IREACH(20),NFLAG(20)
13     DIMENSION INITXO(20),INITYO(20)
14     INTEGER XO(20),YO(20)
15     N=NTHIS
16     IF (IREACH(N).EQ.0) GO TO 10
17     GO TO 30
18     10 IF (XO(N).EQ.IXHELP(N).AND.YO(N).EQ.IYHELP(N)) GO TO 20
19     GO TO 50
20     IREACH(N)=ITIME
21     NFLAG(N)=1
22     30 CONTINUE
23     C FLAG PTBH TOO. SCAN ALL OTHER OCC'S TO IDENTIFY CORRECT PTBH:
24     DO 35 I=1,NUMOCC
25     IF (I.EQ.N) GO TO 35
26     IF ((XO(N).EQ.INITXO(I)).AND.(YO(N).EQ.INITYO(I))) GO TO 40
27     GO TO 35
28     40 NFLAG(I)=1
29     IREACH(I)=ITIME
30     35 CONTINUE
31     50 RETURN
32     END

```

Table 3.3 Subroutine HELPR2: FORTRAN Listing

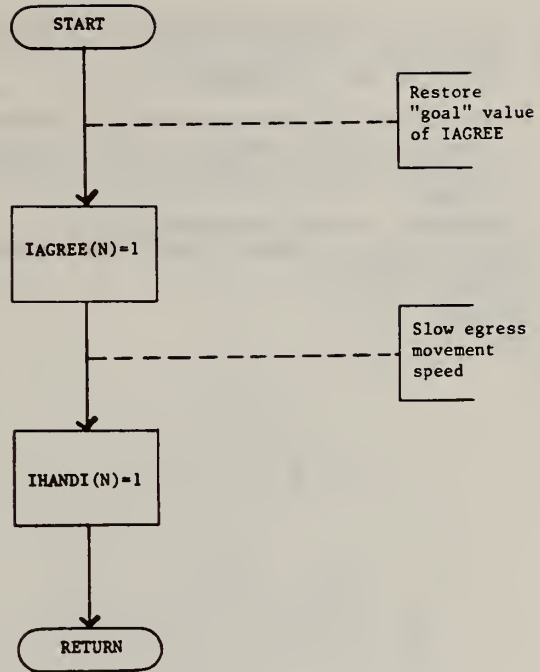


Figure 3.4 Flow Chart for Subroutine HELPR3

```

1      C
2      C
3      C
4      C
5      C SUBROUTINE HELPR3
6      C
7      C THIS ROUTINE RESTORES HELPER'S ORIGINAL EGRESS MOVEMENT OBJECTIVE, AFTER
8      C THE HELPER HAS IN FACT REACHED THE PERSON TO BE HELPED. IT ALSO SLOWS
9      C THE HELPER'S OWN MOVEMENT.
10     C
11     SUBROUTINE HELPR3 (ITIME,NTHIS,PHELP,NHELP,XO,YO,
12     1 IXHELP,IYHELP,NSPACE,XLO,XHI,YLO,YHI,NE,
13     2 IGOALX,IGOALY,IAGREE,IGX,IGY,IAG,IXX,IREACH,
14     3 IHANDI)
15     DIMENSION IAGREE(20),IHANDI(20)
16     C RESTORE VALUE OF IAGREE, AND SLOW MOVEMENT:
17     IAGREE(NTHIS)=1
18     IHANDI(NTHIS)=1
19     RETURN
20     END

```

Table 3.4 Subroutine HELPR3: FORTRAN Listing

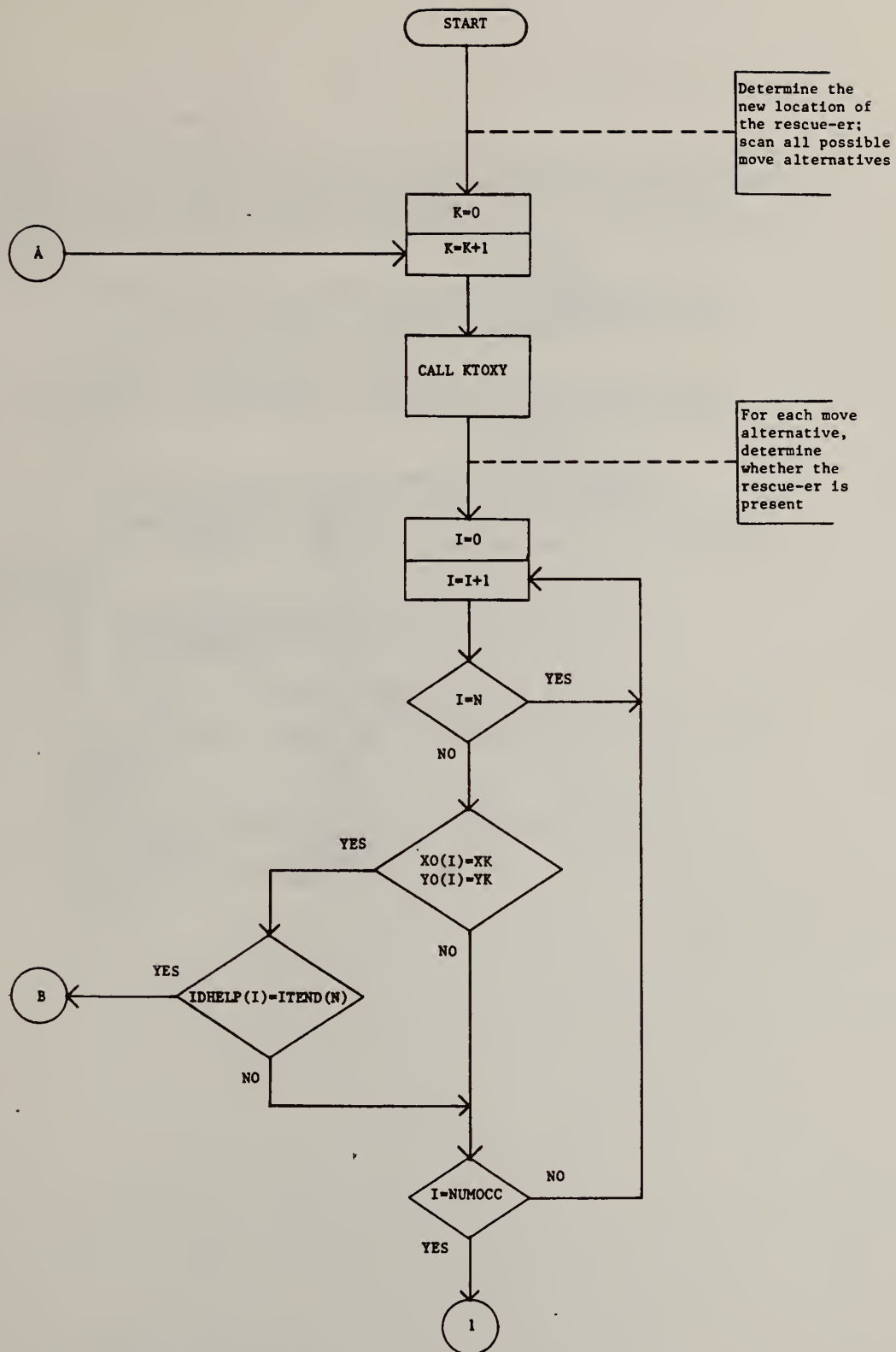
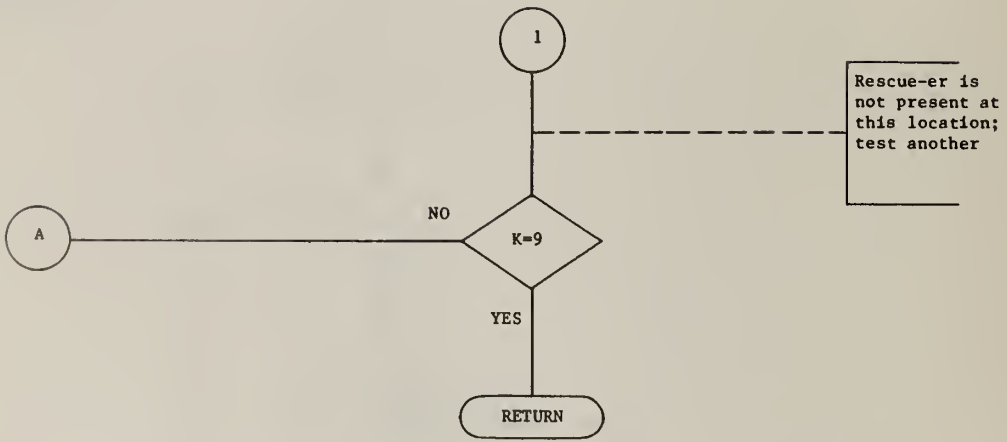
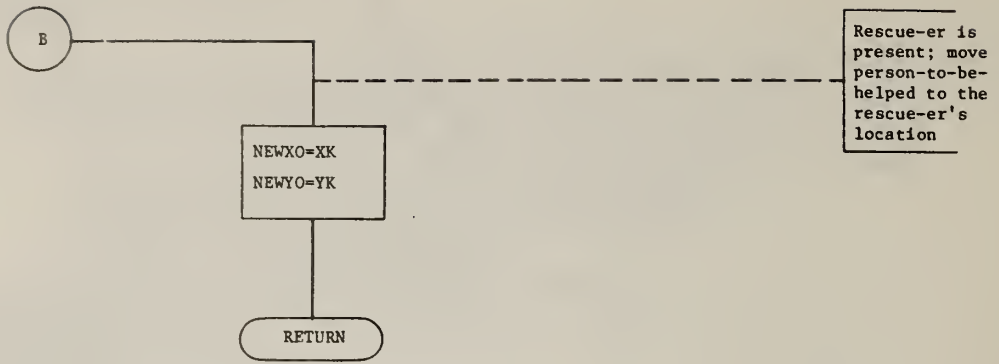


Figure 3.5 Flow Chart for Subroutine HELPED



```

1      C
2      C
3      C
4      C
5      C SUBROUTINE HELPED
6      C
7      C THIS PROGRAM CAUSES THE PERSON-TO-BE-HELPED (PTBH) TO REMAIN
8      C WITH THE ASSIGNED HELPER FOR THE REMAINDER OF THE RUN, ONCE
9      C THE HELPER FIRST REACHES THE PTBH. AS THE HELPER MOVES, THE
10     C PTBH SCANS THE FIELD AND MOVES DIRECTLY TO THE NEW LOCATION
11     C OCCUPIED BY THE HELPER.
12     C
13     SUBROUTINE HELPED (ITIME,NTHIS,IHANDI,INT,IBYSTD,IEVAL,
14     1  XO,YO,IBAR,TOTBAR,XT,YT,NAGREE,XE,YE,IAGREE,IRAND,
15     2  P,MOVE,XK,YK,K,NUMOCC,IDHELP,ITEND,NEWXO,NEWYO)
16     INTEGER XO(20),YO(20),XK,YK
17     DIMENSION IDHELP(20),ITEND(20)
18     C DETERMINE NEW LOCATION OF HELPER, AND MOVE PTBH TO THAT
19     C LOCATION. FIRST, SCAN ALL POSSIBLE MOVE ALTERNATIVES:
20     K=0
21     10  K=K+1
22     CALL KTOXY (ITIME,NTHIS,IHANDI,INT,IBYSTD,IEVAL,
23     1  XO,YO,IBAR,TOTBAR,XT,YT,NAGREE,XE,YE,IAGREE,
24     2  IRAND,P,MOVE,XK,YK,K)
25     C FOR EACH ALTERNATIVE, DETERMINE WHETHER HELPER IS PRESENT:
26     I=0
27     15  I=I+1
28     IF (I.EQ.NTHIS) GO TO 15
29     IF ((XO(I).EQ.XK).AND.(YO(I).EQ.YK)) GO TO 20
30     30  IF (I.EQ.NUMOCC) GO TO 25
31     GO TO 15
32     20  IF (IDHELP(I).EQ.ITEND(NTHIS)) GO TO 35
33     GO TO 30
34     C HELPER IS PRESENT. MOVE PTBH TO HELPER'S LOCATION:
35     35  NEWXO=XK
36     NEWYO=YK
37     RETURN
38     C HELPER IS NOT PRESENT AT THIS ALTERNATIVE LOCATION
39     C TRY ANOTHER:
40     25  IF (K.EQ.9) GO TO 40
41     GO TO 10
42     40  RETURN
43     END

```

Table 3.5 Subroutine HELPED: FORTRAN Listing

4.0 EXPANDED INPUT/OUTPUT AND UTILITY FEATURES

4.1 Subroutines INEXEC, INBLDG, and INOCC

To simulate a building fire using BFIRES, the user's input file must specify three categories of data. These are control data, environmental descriptors, and occupant descriptors. Control data include instructions about the number of replications desired for a given experiment, the total number of time frames each replication is to contain, the total number of occupants to be included in the simulation, and a seed number for random number generation¹. Other control data specify output options desired, and maximum conditions permitted for spatial crowding and other functions. Finally, title information and user-supplied format statements input as control data. These data are read into the computer by Subroutine INEXEC (See Table 4.1a).

Environmental descriptors specify the floor plan under study, the location of the fire ignition point, and the fire product spread rate. Floor plan descriptions include locations of walls and doors in x-y space, and such additional information about doors as (a) whether they are initially open or closed, and (b) whether they are of the manual or automatic-closure type. The fire ignition point is also entered as an x-y spatial location. The rate of spread fire products was discussed earlier in Section 2.1. These data are input through Subroutine INBLDG (see Table 4.1b).

Occupant descriptors provide information about the initial locations of simulated occupants in x-y space, as well as data specifying various individual characteristics. Examples of such characteristics include occupants' (a) interruption limits (refer to Stahl, 1979, pp. 146-148), (b) mobility status (c) knowledge of safe exit location, (d) likelihood of opening closed doors and closing open doors just passed through, and (e) egress goals and subgoals. The various parameters which describe simulated occupants, and the way in which BFIRES uses this information is presented in the documentation of BFIRES/VERSION 1 (Stahl, 1979). Occupant descriptors are input by means of Subroutine INOCC (see Table 4.1c). Examples of control, environmental, and occupant data are provided in Table 4.1d, which illustrates a sample input file.

4.2 Subroutine PLOT, SMKSUM, and HLPSUM

The output capabilities of BFIRES I are enhanced in the new version through the introduction of three additional output options. Subroutine PLOT produces a two-dimensional graphic display of occupant and fire product locations for each successive time frame. Each individual display

¹ The Interdata 7/32 variation of BFIRES contains a random number generator which requires the user to input a five digit seed. The Univac 1108 version references an external random generator, and does not require a seed to be input.

contains x-y grid locations for all person-occupiable points. Empty locations are denoted by "0", points containing fire products are denoted by "1", and points occupied by simulated people (regardless of the number of persons simultaneously occupying the area denoted by a given point) are denoted by "8". In its current form, PLOT does not display physical aspects of the environment such as walls or doors. However, the user may prepare an appropriately scaled floor plan on transparent material, and overlay this plan on the computer-produced displays. By reviewing displays plotted for successive time frames, the user may observe incremental changes in occupant and fire product locations. In this way, each display is analogous to a single frame of motion picture film. The listing for subroutine PLOT is given in Table 4.2a. An example of PLOT output is shown in Figure 4.2a.

Subroutine SMKSUM prints tables describing the degree to which simulated building occupants inhabited a smoke-filled environment. For each occupant in the fire event the table lists (a) the time frames spent in the clear (smoke-free) environment, (b) the number of "low exposure" time frames, (c) the number of "high exposure" time frames, and (d) the total number of frames during which the was exposed to fire products. A frame of exposure is defined as any time frame during which an occupant is located at a smoke-filled x-y coordinate. The number of frames of exposure for each occupant is accounted for by Subroutine KTOXIC, as discussed in Section 2.3. The terms "low exposure" and "high exposure" refer to the total number of frames an occupant spends in a smoke-filled environment, as a function of the total length of the simulated event. These terms are computed in Subroutines ASSIGN and CMPUTE¹, and are detailed in Sections 4.3 and 5.2 of this report. The listing for Subroutine SMKSUM is shown in Table 4.2b, and an example of output from this option is provided in Figure 4.2b.

Finally, a tabular summary of rescue activities is provided by Subroutine HLPSUM. Tables produced by this option display pairs of preassigned rescuers and persons-to-be-helped (PTBH), and for each pair indicates (a) whether the rescuer ever actually reached the location of the PTBH, (b) the time frame during which the meeting occurred, (c) whether the pair ever attained safe egress from the threatened zone under study, and if so (d) the time frame during which escape occurred. The listing for Subroutine HLPSUM is shown in Table 4.2c. An example of tabular output from this option is given in Figure 4.2c.

4.3 Subroutines INITLZ, INITFR, and CMPUTE

Replication parameters are variables which are initialized once at the beginning of each replication of a simulation experiment. These include

¹ Occupants in the "backtrack" interruption mode (as defined in the BFIRES/ VERSION 1 documentation) are not processed through Subroutine ASSIGN. For these occupants, values of low and high exposure are computed by Subroutine CMPUTE.

various counters and flags, and other variables which are preset at some value. These are initialized through a call to Subroutine INITLZ. Time frame parameters must be reset at the onset of each successive time increment. Examples of such variables are occupant locators, which change value as simulated occupants move and alter their spatial locations. These parameters are initialized within Subroutine INITFR. See Tables 4.3a and 4.3b.

The period of time spent by occupants in an environment infiltrated by fire products is calculated within Subroutines ASSIGN and CMPUTE. Whenever an occupant is behaving under the "backtrack" interruption mode (as defined within BFIRE/VERSION 1 documentation, Stahl, 1979, pp. 149-152), processing will not be routed through ASSIGN. Hence, those occupants must be processed through CMPUTE, which duplicates ASSIGN's calculation of exposure periods. Within these routines, an occupant is considered to have experienced a "no exposure" time frame if during the frame: (a) the occupant inhabits a noninfiltrated coordinate point, or (b) he has inhabited an infiltrated area for a period shorter than one-third the total length of the simulated fire event. An occupant is said to have experienced a "low exposure" time frame if he has been in the infiltrated area for a period between one-third and one-half the total length of the event. When an occupant has spent more than half the total available frames within infiltrated areas, each frame above the half-way point is recorded as a "high exposure" time frame.

For example, consider a fire event that was run for 100 frames of simulated time. The first 33 ($100/3$) frames spent by occupants on the floor--whether in infiltrated or noninfiltrated areas--will be recorded as "no exposure" time frames. Any frames between 33 and 50 ($100/2$) spent in an infiltrated area will be recorded as "low exposure" time frames. Any frames beyond the 51st spent by occupants in infiltrated areas will be recorded as "high exposure" frames. When these data are summarized in tabular form (as produced by the SMKSUM output option described in Section 4.2), the user can quickly compare simulated occupants on the basis of relative exposure to fire products. Except for the function of Subroutine SBIAS¹ (see Section 2.4), BFIRE makes no inferences from exposure statistics compiled by CMPUTE and ASSIGN. It is for the program user to judge the effects of occupying infiltrated environments for various periods of time. Subroutine CMPUTE is listed in Table 4.3c.

¹ SBIAS biases occupants' movement decision making to favor noninfiltrated spatial locations. It is assumed that as time advances, any occupant who has not yet escaped will become more fully surrounded by fire products. Hence, such an occupant will find it continually more difficult to select effective moves. Eventually (when fully surrounded), decision making becomes a random process. In this manner, BFIRE simulates the decremental effects of inhabiting infiltrated areas for increasing periods of time.

```

1      C
2      C
3      C
4      C
5      C SUBROUTINE INEXEC
6      C
7      C THIS ROUTINE READS-IN EXECUTIVE AND CONTROL PARAMETERS
8      C
9      C SUBROUTINE INEXEC (IR,IP,NUMREP,TOTIME,NUMOCC,IRAND,
10     1  EVLOPT,RREPRT,RREPT2,PIO,PI2,IALLOW,TITLE,
11     2  PRINT1,PRINT2,PRINT3,PRINT4)
12     DIMENSION TITLE(20)
13     INTEGER TOTIME,EVLOPT,PRINT1,PRINT2,PRINT3,PRINT4,RREPRT,RREPT2
14     PRINT1=0
15     PRINT2=0
16     PRINT3=0
17     PRINT4=0
18     C PRE-SET I/O PARAMETERS
19     IR=5
20     IP=6
21     C READ-IN TITLE AND USER-SUPPLIED FORMAT STATEMENT
22     READ (IR,103) TITLE
23     C READ-IN NUMBER OF REPLICATIONS, LENGTH OF REPLICATIONS, INITIAL
24     C NUMBER OF OCCUPANTS, AND RANDOM NUMBER SEED (SEED MUST BE READ,
25     C ALTHOUGH IT IS ONLY USED BY APPLICATIONS ON 32-BIT PROCESSORS)
26     READ (IR,100) NUMREP,TOTIME,NUMOCC,IRAND
27     C READ-IN OPTIONS
28     READ (IR,101) EVLOPT,RREPRT,RREPT2
29     C READ-IN INTERRUPTION AND CROWDING PARAMETERS
30     READ (IR,102) PIO,PI2,IALLOW
31     C
32     C DETERMINE VALUES OF PRINT-OPTION PARAMETERS:
33     I=RREPRT
34     J=RREPT2
35     IF ((I.EQ.0).AND.(J.EQ.3)) GO TO 200
36     IF (((I.EQ.1).AND.(J.NE.1)).OR.((I.EQ.2).AND.((J.EQ.1)
37     1 .OR.(J.EQ.2)))) PRINT1=1
38     IF (((I.EQ.2).AND.(J.NE.1)).OR.((I.EQ.3).AND.(J.NE.0))
39     1 .OR.((I.EQ.1).AND.(J.EQ.3)))) PRINT2=1
40     IF (((I.EQ.3).AND.(J.NE.2)).OR.((I.EQ.1).AND.(J.GE.2)))
41     1 PRINT3=1
42     IF (((I.EQ.1).AND.(J.EQ.1)).OR.((I.GE.2).AND.(J.GE.2)))
43     1 PRINT4=1
44     GO TO 210
45     200 PRINT3=1
46     PRINT4=1
47     210 CONTINUE
48     C
49     C INEXEC DATA FORMAT
50     100 FORMAT (3(I3,1X),I5)
51     101 FORMAT (3(I2))
52     102 FORMAT (2(F4.2,1X),I2)
53     103 FORMAT (20A4)
54     C
55     RETURN
56     END

```

Table 4.1a Subroutine INEXEC: FORTRAN Listing

```

1      C
2      C
3      C
4      C
5      C
6      C   SUBROUTINE INBLDG
7      C
8      C   THIS ROUTINE READS-IN BUILDING FLOOR PLAN DESCRIPTORS, LOCATING
9      C   WALLS AND DOORS. IT ALSO READS-IN INITIAL FIRE LOCATION, AND THE SPREAD-RATE
10     C   PARAMETER
11     C
12     C       SUBROUTINE INBLDG (NUMEXT,NSPACE,ND,XE,YE,NE,NPOINT,IBAR,
13     C       1  TOTBAR,XLO,XHI,YLO,YHI,IDOOR,IR,XT,YT,ISRATE,
14     C       2  MAXX,MAXY)
15     C       DIMENSION NE(20),NPOINT(20),IBAR(20,75,2),
16     C       1  IDOOR(30,4)
17     C       INTEGER TOTBAR,XT,YT,XE(10),YE(10),XLO(20),XHI(20),
18     C       1  YLO(20),YHI(20)
19     C   READ-IN NUMBER OF EXITS FROM THE FLOOR PLAN, NUMBER OF SPACES
20     C   ON THE FLOOR, AND NUMBER OF DOORS ON THE PLAN
21     C       READ (IR,100) NUMEXT,NSPACE,ND
22     C   READ-IN X,Y FLOORPLAN DELIMITERS
23     C       READ (IR,101) MAXX,MAXY
24     C   READ-IN LOCATIONS OF EXITS, WALL POINTS, AND INTERIOR IDOORS
25     C       READ (IR,101) (XE(I),I=1,NUMEXT),(YE(I),I=1,NUMEXT)
26     C       DO 200 IS=1,NSPACE
27     C       READ (IR,101) NE(IS),NPOINT(IS)
28     C       TOTBAR=NPOINT(IS)
29     C       READ (IR,102) (IBAR(IS,I,1),I=1,TOTBAR)
30     C       READ (IR,102) (IBAR(IS,I,2),I=1,TOTBAR)
31     C   200  READ (IR,101) XLO(IS),XHI(IS),YLO(IS),YHI(IS)
32     C       READ (IR,102) (IDOOR(I,1),I=1,ND)
33     C       READ (IR,102) (IDOOR(I,2),I=1,ND)
34     C       READ (IR,102) (IDOOR(I,3),I=1,ND)
35     C       READ (IR,102) (IDOOR(I,4),I=1,ND)
36     C
37     C   READ-IN INITIAL FIRE LOCATION AND SPREAD-RATE PARAMETER
38     C       READ (IR,100) XT,YT,ISRATE
39     C
40     C   INBLDG DATA FORMAT
41     C
42     C   100  FORMAT (3(I2,1X))
43     C   101  FORMAT (4(I2,1X))
44     C   102  FORMAT ( )
45     C
46     C       RETURN
47     C       END

```

Table 4.1b: Subroutine INBLDG: FORTRAN Listing


```

1      C
2      C
3      C
4      C
5      C   SUBROUTINE INOCC
6      C
7      C   THIS ROUTINE READS-IN OCCUPANT PARAMETERS, AND INITIALIZES OCCUPANT
8      C   LOCATOR VARIABLES.
9      C
10     SUBROUTINE INOCC (IR,NUMOCC,XO,YO,INTLIM,IHANDI,KNOWAY,
11     1  POPEN,PCLOSE,TSMOKE,PHELP,IXHELP,IYHELP,KXO,KYO,NE,
12     2  INITXO,INITYO,NSPACE,NUMEXT,IGOALX,IGOALY,IDHELP,ITEND)
13     DIMENSION INTLIM(20),IHANDI(20),KNOWAY(20),POPEN(20),
14     1  PCLOSE(20),PHELP(20),IXHELP(20),IYHELP(20)
15     DIMENSION IBYSTD(20),KXO(20),KYO(20),INITXO(20),INITYO(20)
16     DIMENSION IGOALX(20,10,20),IGOALY(20,10,20)
17     DIMENSION ITEND(20),IDHELP(20),NE(20),IGX(20,10),IGY(20,10)
18     INTEGER XO(20),YO(20),TSMOKE(20)
19     DO 100 N=1,NUMOCC
20     C   READ-IN OCCUPANT PARAMETERS
21     READ (IR,200) XO(N),YO(N),INTLIM(N),IHANDI(N),
22     1  KNOWAY(N),TSMOKE(N),IXHELP(N),IYHELP(N),
23     2  POPEN(N),PCLOSE(N),PHELP(N),IDHELP(N),ITEND(N)
24     IBYSTD(N)=0
25     C   INITIALIZE OCCUPANT LOCATOR VARIABLES
26     KXO(N)=XO(N)
27     KYO(N)=YO(N)
28     INITXO(N)=XO(N)
29     INITYO(N)=YO(N)
30     100 CONTINUE
31     C   READ-IN OCCUPANTS' SPATIAL GOAL POINTS:
32     DO 300 IS=1,NSPACE
33     IF (NE(IS).NE.0) GO TO 110
34     J=1
35     IGX(IS,J)=0
36     IGY(IS,J)=0
37     GO TO 115
38     110 J=NE(IS)
39     READ (IR,201)(IGX(IS,IEXIT),IEXIT=1,J)
40     READ (IR,201)(IGY(IS,IEXIT),IEXIT=1,J)
41     115 CONTINUE
42     DO 300 N=1,NUMOCC
43     DO 300 IEXIT=1,J
44     IGOALX(IS,IEXIT,N)=IGX(IS,IEXIT)
45     IGOALY(IS,IEXIT,N)=IGY(IS,IEXIT)
46     C
47     C   INOCC INPUT FORMAT
48     200 FORMAT (8(I2,1X),3(F4.2,1X),2(I2,1X))
49     201 FORMAT ( )
50     RETURN
51     END

```

Table 4.1c Subroutine INOCC: FORTRAN Listing

0410
 08 8
 121A
 08 A
 0410
 1414
 121A
 1414
 021210
 10 814
 121220
 081412
 0810101214
 08 A10 A A
 0810121214
 1414121614
 1012
 0814

occupants' spatial
sub-goals

OCCUPANT DESCRIPTORS, con'd

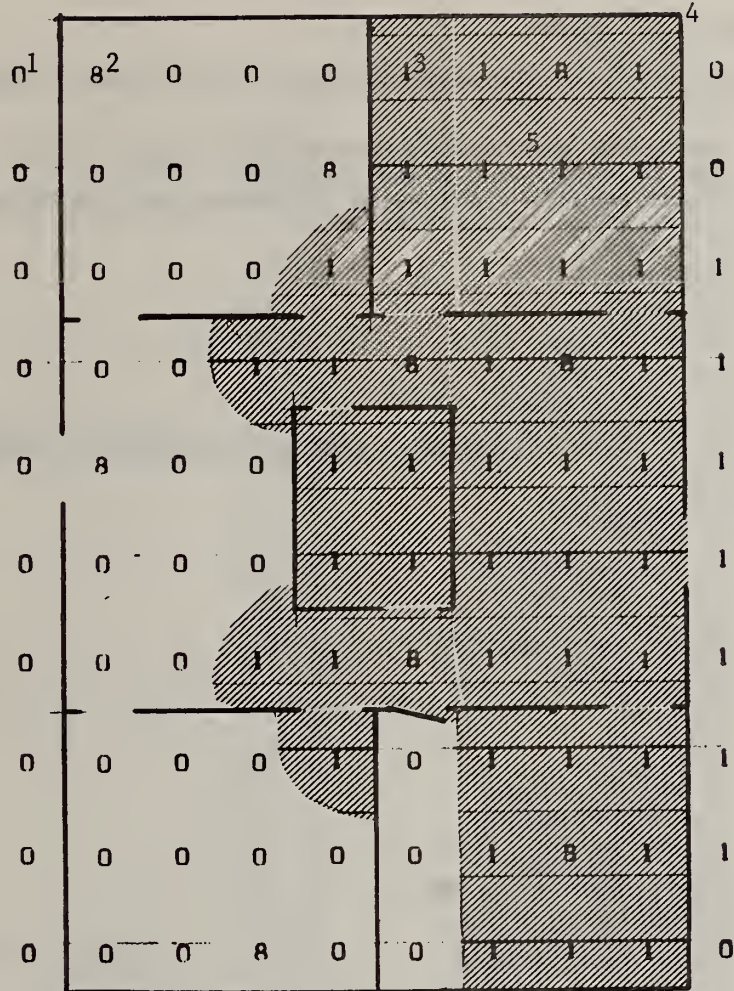
```

1      C
2      C
3      C
4      C
5      C   SUBROUTINE PLOT
6      C
7      C   THIS PROGRAM PLOTS SMOKE AND OCCUPANT LOCATIONS FOR A
8      C   SINGLE TIME FRAME.  ONLY PERSON-OCCUPIABLE LOCATIONS
9      C   ARE SHOWN.
10     C
11     SUBROUTINE PLOT (XO,YO,NUMOCC,ITIME,MAXX,MAXY,ISMOKE)
12     INTEGER XO(20),YO(20)
13     DIMENSION ISMOKE(100,100),IPLOT(100,100)
14     C   BUILD THE PLOT MATRIX
15     DO 100 J=2,MAXY,2
16     DO 100 I=2,MAXX,2
17     IF (ISMOKE(I,J).GT.0) GO TO 110
18     IPLOT(I,J)=0
19     GO TO 120
20     110  IPLOT(I,J)=1
21     120  CONTINUE
22     C   DETERMINE LOCATIONS OF OCCUPANTS WITHIN THE PLOT MATRIX
23     DO 100 N=1,NUMOCC
24     IF (XO(N).EQ.I.AND.YO(N).EQ.J) GO TO 130
25     GO TO 100
26     130  IPLOT(I,J)=8
27     100  CONTINUE
28     C   PRINT THE PLOT MATRIX
29     WRITE (6,500) ITIME
30     DO 300 J=2,MAXY,2
31     WRITE (6,501) (IPLOT(I,J),I=2,MAXX,2)
32     WRITE (6,502)
33     300  CONTINUE
34     500  FORMAT ('1',1X,'PLOT FOR TIME FRAME NUMBER',I4,/,130('-'),///)
35     501  FORMAT (1X,60(2X,I2))
36     502  FORMAT (1X,/)
37     RETURN
38     END

```

Table 4.2a Subroutine PLOT: FORTRAN Listing

PLOT FOR TIME FRAME NUMBER 10



Notes:

- (1) Denotes empty spatial location.
- (2) Denotes point occupied by one or more simulated persons.
- (3) Denotes point infiltrated by fire products.
- (4) Floor plan elements (e.g., walls) drawn-in by user.
- (5) Shading drawn-in by user, to denote extent of fire product infiltration.

Figure 4.2a Sample Output from the PLOT Option

```

1      C
2      C
3      C
4      C
5      C   SUBROUTINE SMKSUM
6      C
7      C   THIS ROUTINE PRINTS A TABLE SUMMARIZING OCCUPANTS' SMOKE EXPERIENCES FOR
8      C   A SINGLE REPLICATION.
9      C
10     SUBROUTINE SMKSUM (III,NUMOCC,NOEXP,LOWEXP,IHIEXP,ITOTAL)
11     REAL MEANNO,MEANLO,MEANHI,MEANTO
12     DIMENSION NOEXP(20),LOWEXP(20),IHIEXP(20),ITOTAL(20),XNO(20),
13     1 XLO(20),XHI(20),XTOTAL(20)
14     C   PRINT HEADINGS
15     WRITE (6,100)
16     WRITE (6,101)
17     WRITE (6,102) III
18     WRITE (6,101)
19     WRITE (6,103)
20     C   PRINT SUMMARY TABLE
21     DO 200 I=1,NUMOCC
22     WRITE (6,105) I,NOEXP(I),LOWEXP(I),IHIEXP(I),ITOTAL(I)
23     200 CONTINUE
24     WRITE (6,106)
25     C   COMPUTE MEANS
26     DO 250 I=1,NUMOCC
27     XNO(I)=NOEXP(I)
28     XLO(I)=LOWEXP(I)
29     XHI(I)=IHIEXP(I)
30     250 XTOTAL(I)=ITOTAL(I)
31     TOTNO=NUMOCC
32     TOTLO=0.
33     TOTHI=0.
34     TOTOT=0.
35
36     DO 300 I=1,NUMOCC
37     TOTNO=TOTNO+XNO(I)
38     TOTLO=TOTLO+XLO(I)
39     TOTHI=TOTHI+XHI(I)
40     300 TOTOT=TOTOT+XTOTAL(I)
41     MEANNO=TOTNO/TOTNO
42     MEANLO=TOTLO/TOTNO
43     MEANHI=TOTHI/TOTNO
44     MEANTO=TOTOT/TOTNO
45     C   WRITE MEANS
46     WRITE (6,101)
47     WRITE (6,107) MEANNO,MEANLO,MEANHI,MEANTO
48     WRITE (6,101)
49     C   FORMAT STATEMENTS
50     100 FORMAT ('1')
51     101 FORMAT (130('*'))
52     102 FORMAT (51X,'SUMMARY OF SMOKE EXPERIENCE',//,54X,'REPLICATION NUMB
53     1ER',I4)
54     103 FORMAT (1X,'OCCUPANT',20X,'NO. NO-EXP.',10X,'NO. LO-EXP.',10X,
55     1 'NO. HI-EXP.',10X,'TOTAL',/,2X,'NUMBER',21X,'TIME FRAMES',10X,
56     2 'TIME FRAMES',10X,'TIME FRAMES',10X,'FRAMES')
57     104 FORMAT (130('*'),//)
58     105 FORMAT (5X,I2,26X,I3,18X,I3,18X,I3,16X,I3)
59     106 FORMAT (1X,/,130('*'))
60     107 FORMAT (1X,'MEANS',25X,F6.2,14X,F6.2,14X,F6.2,13X,F6.2)
61     RETURN
62     END

```

Table 4.2b Subroutine SMKSUM: FORTRAN Listing

.....
 SUMMARY OF SMOKE EXPERIENCE

OCCUPANT NUMBER	NO. NO-FXP.		APPLICATION NUMBER 1		TOTAL FRAMES
	TIME FRAMES		NO. I,N-FXP.	NO. HI-EXP.	
1	25	0	0	0	75
2	23	0	0	0	23
3	40	17	17	43	100
4	34	17	17	49	100
5	14	0	0	0	18
6	41	17	17	42	100
7	32	0	0	0	32
8	48	17	17	35	100
9	24	0	0	0	24
10	22	0	0	0	22
11	41	17	17	42	100
12	34	17	17	49	100

.....
 MEANS 31.83 R.50 21.67 62.00

Figure 4.2b Sample Output from the SMKSUM Option

```

1      C
2      C
3      C
4      C
5      C  SUBROUTINE HLPSUM
6      C
7      C  THIS ROUTINE GENERATES A SUMMARY TABLE FOR RESCUE ACTIVITIES.
8      C
9      C  SUBROUTINE HLPSUM (IFLAG,NFLAG,NUMOCC,ISCORE,IREACH,III,NUMREP,
10     1  TOTIME,IDHELP,ITEND,IP)
11     DIMENSION IFLAG(20),NFLAG(20),IEVAC(20),ISCORE(20),IREACH(20),
12     1  IDHELP(20),ITEND(20)
13     INTEGER TOTIME
14     98  FORMAT ('1')
15     99  FORMAT (1X,130('*'),/)
16     100  FORMAT(1X,2(130('*')),/)
17     101  FORMAT(50X,'SUMMARY OF RESCUE ACTIVITIES',/)
18     102  FORMAT(1X,'REPLICATION',I4,5X,'OF',I4,80X,'RUN FOR',I4,1X,'TIME FR
19     1AMES',/)
20     103  FORMAT(1X,'HELPER  EVACUEE',10X,'TIME OF',9X,'TIME OF')
21     104  FORMAT(1X,'NUMBER  NUMBER  NFLAG?  NFLAG  EVAC?  EVAC',/)
22     105  FORMAT(2X,I2,6X,I2,7X,I1,7X,I3,6X,I1,6X,I3)
23     106  FORMAT(' ')
24     C
25     DO 200 N=1,NUMOCC
26     IF (IFLAG(N).EQ.0) GO TO 210
27     IEVAC(N)=1
28     GO TO 220
29     210  IEVAC(N)=0
30     ISCORE(N)=999
31     220  IF (NFLAG(N).EQ.1) GO TO 200
32     IREACH(N)=999
33     200  CONTINUE
34     C
35     WRITE (IP,98)
36     WRITE (IP,100)
37     WRITE (IP,101)
38     WRITE (IP,102) III,NUMREP,TOTIME
39     WRITE (IP,100)
40     WRITE (IP,103)
41     WRITE (IP,104)
42     WRITE (IP,99)
43     WRITE (IP,106)
44     DO 300 N=1,NUMOCC
45     WRITE (IP,105) IDHELP(N),ITEND(N),NFLAG(N),IREACH(N),IEVAC(N),
46     1  ISCORE(N)
47     300  CONTINUE
48     WRITE (IP,106)
49     WRITE (IP,100)
50     RETURN
51     END

```

Table 4.2c Subroutine HLPSUM: FORTRAN Listing

SUMMARY OF RESCUE ACTIVITIES

REPPLICATION 1 OF 10 RUN FOR 100 TIME FRAMES

HELPER ¹ NUMBER	EVACUEE ¹ NUMBER	NFLAG ²	TIME OF NFLAG ³	EVAC ²	TIME OF FVAC ³
0	1	1	13	1	25
0	2	1	11	1	23
0	3	0	999	0	999
0	4	1	1	0	999
0	0	0	999	1	18
0	0	0	999	0	999
0	0	0	999	1	32
0	0	0	999	0	999
1	0	1	13	1	24
2	0	1	11	1	22
3	0	0	999	0	999
4	0	1	1	0	999

Notes:

- (1) Helper n and evacuee n constitute a single pair.
- (2) Indicates whether the helper ever actually reaches his preassigned evacuee: 0=no; 1=yes.
- (3) In time frame units.
- (4) Denotes "not applicable", since a helper never reached an evacuee, or a pair never escaped during the period of the simulated event.

Figure 4.2c Sample Output from the HLPSUM Option

```

1      C
2      C
3      C
4      C
5      C   SUBROUTINE INITLZ
6      C
7      C   THIS ROUTINE INITIALIZES REPLICATION PARAMETERS
8      C
9      C   SUBROUTINE INITLZ (NUMOCC,XO,YO,KXO,KYO,LOWEXP,NOEXP,
10     1  IHIEXP,ITOTAL,ITOXIC,IFLAG,NUMSTP,ISCORE,IBACK,
11     2  JTIME,INTR,INTNUM,ITYPE1,ITYPE2,IDPASS,MAXX,
12     3  MAXY,XT,YT,ISMOKE,IREACH,NHELP,NFLAG,KNOWAY,IAGREE)
13     DIMENSION KXO(20),KYO(20),NOEXP(20),LOWEXP(20),IHIEXP(20),
14     1  ITOTAL(20),ITOXIC(20),IFLAG(20),NUMSTP(20),ISCORE
15     2  (20),IBACK(20),INTR(20),INTNUM(20),ITYPE1(20),
16     3  ITYPE2(20),IDPASS(20),ISMOKE(100,100),JTIME(10)
17     DIMENSION IREACH(20),NHELP(20),NFLAG(20),KNOWAY(20)
18     DIMENSION IAGREE(20)
19     INTEGER XO(20),YO(20),XT,YT
20     C   INITIALIZE PARAMETERS
21     IO 100 N=1,NUMOCC
22     IAGREE(N)=KNOWAY(N)
23     IREACH(N)=0
24     NHELP(N)=0
25     NFLAG(N)=0
26     XO(N)=KXO(N)
27     YO(N)=KYO(N)
28     NOEXP(N)=0
29     LOWEXP(N)=0
30     IHIEXP(N)=0
31     ITOTAL(N)=0
32     ITOXIC(N)=0
33     IFLAG(N)=0
34     NUMSTP(N)=0
35     ISCORE(N)=0
36     IBACK(N)=0
37     JTIME(N)=0
38     INTR(N)=0
39     INTNUM(N)=0
40     ITYPE1(N)=0
41     ITYPE2(N)=0
42     100 IDPASS(N)=0
43     C   INITIALIZE THE SMOKE MATRIX?X
44     DO 200 J=2,MAXY,2
45     DO 200 I=2,MAXX,2
46     200 ISMOKE(I,J)=0
47     ISMOKE(XT,YT)=1
48     RETURN
49     END

```

Table 4.3a Subroutine INITLZ: FORTRAN Listing

```

1      C
2      C
3      C
4      C
5      C  SUBROUTINE INITFR
6      C
7      C  THIS PROGRAM INITIALIZES OCCUPANT LOCATORS AT THE START OF EACH
8      C  TIME-FRAME.
9      C
10     SUBROUTINE INITFR (NTHIS,XO,YO,ITIME,XPRIOR,YPRIOR,
11     1  IXRCE,IYRCE,XOB,YOB)
12     DIMENSION IXRCE(20,100),IYRCE(20,100)
13     INTEGER XO(20),YO(20),XPRIOR(20),YPRIOR(20),XOB(20,100),
14     1  YOB(20,100)
15     XPRIOR(NTHIS)=XO(NTHIS)
16     YPRIOR(NTHIS)=YO(NTHIS)
17     IXRCE(NTHIS,ITIME)=XO(NTHIS)
18     IYRCE(NTHIS,ITIME)=YO(NTHIS)
19     XOB(NTHIS,ITIME)=XO(NTHIS)
20     YOB(NTHIS,ITIME)=YO(NTHIS)
21     RETURN
22     END

```

Table 4.3b Subroutine INITFR: FORTRAN Listing

```

1      C
2      C
3      C
4      C
5      C  SUBROUTINE CMPUTE
6      C
7      C  THIS ROUTINE COMPUTES VALUES OF NOEXP,LOWEXP, AND IHIEXP (THE SMOKE
8      C  EXPOSURE COUNTERES) FOR THOSE OCCUPANTS CURRENTLY IN THE TYPE-2
9      C  INTERRUPTION MODE. ?THESE OCCUPANTS BI-PASS SUBROUTINE ASSIGN,
10     C  WHERE THE SMOKE EXPOSURE COUNTERS ARE NORMALLY COMPUTED.
11     C  SUBROUTINE CMPUTE IS BI-PASSED BY OCCUPANTS CURRENTLY UNINTERRUPTED,
12     C  AND BY OCCUPANTS CURRENTLY IN THE TYPE-1 INTERRUPTION MODE.
13     C  CMPUTE IS ALSO CALLED FOR THOSE OCCUPANTS WHO ARE IMMOBILE
14     C  (I.E., FOR WHOM IHANDI(N)=2).
15     C
16     C      SUBROUTINE CMPUTE (ITIME,NTHIS,IHANDI,INT,IBYSTD,IEVAL,
17     C      1  XO,YO,IBAR,TOTBAR,XT,YT,NAGREE,XE,YE,IAGREE,IRAND,P,MOVE,
18     C      2  XK,YK,K,L,IS,IGOALX,IGOALY,IENTER,X,IDOOR,POPEN,ND,
19     C      3  MDOOR,PCLOSE,NOEXP,LOWEXP,IHIEXP,ITOTAL,ISMOKE,
20     C      4  TSMOKE,ITOXIC,TOTIME)
21     C      DIMENSION NOEXP(20),LOWEXP(20),IHIEXP(20),ITOXIC(20)
22     C      DIMENSION ITOTAL(20)
23     C      INTEGER TOTIME
24     C      CALL KTOXIC (ITIME,NTHIS,IHANDI,INT,IBYSTD,IEVAL,XO,YO,
25     C      1  IBAR,X1,YT,NAGREE,XE,YE,IAGREE,IRAND,P,MOVE,XK,YK,
26     C      2  K,L,IS,IGOALX,IGOALY,IENTER,X,IDOOR,POPEN,ND,MDOOR,
27     C      3  PCLOSE,NOEXP,LOWEXP,IHIEXP,ITOTAL,ISMOKE,TSMOKE,
28     C      4  ITOXIC)
29     C      A=ITOXIC(NTHIS)
30     C      B=FLOAT(TOTIME)/3.
31     C      C=FLOAT(TOTIME)/2.
32     C      IF (A.GT.B) GO TO 10
33     C      NOEXP(NTHIS)=NOEXP(NTHIS)+1
34     C      GO TO 12
35     C  10  IF (A.GT.C) GO TO 11
36     C      LOWEXP(NTHIS)=LOWEXP(NTHIS)+1
37     C      GO TO 12
38     C  11  IHIEXP(NTHIS)=IHIEXP(NTHIS)+1
39     C  12  ITOTAL(NTHIS)=ITOTAL(NTHIS)+1
40     C      RETURN
41     C      END

```

Table 4.3c Subroutine CMPUTE: FORTRAN Listing

5.0 MODIFICATIONS TO BFIRES/VERSION 1 ROUTINES

5.1 EXEC2

This section addresses the BFIRES executive, which has been modified to process the smoke and rescue modules, and to facilitate the expanded input, output and utility features of BFIRES II. Principal differences between EXEC1 and EXEC2 are: (1) the incorporation of special data-reading subroutines (INEXEC, INBLDG, and INOCC) into EXEC2, and (2) the delegation of parameter initialization tasks to subroutines (INITLZ and INITFR). Formerly, data input and parameter initialization were conducted within the body of the BFIRES executive. The use of subroutines for these functions reduces the length and complexity of EXEC2, and makes it an easier program for the user to follow. EXEC2 is described in detail in Figure 5.1 and Table 5.1.

5.2 Subroutine ASSIGN

Subroutine ASSIGN required modifications to enable it to function properly within BFIRES/VERSION 2. The new version of ASSIGN, referred to as ASSIGN/VERSION 2, includes calls to subroutines KTOXIC and SBIAS (discussed in specific sections of this report), the subroutines which process the effects of occupying a toxic environment upon egress movement decision making. ASSIGN/VERSION 2 is detailed in Figure 5.2 and Table 5.2.

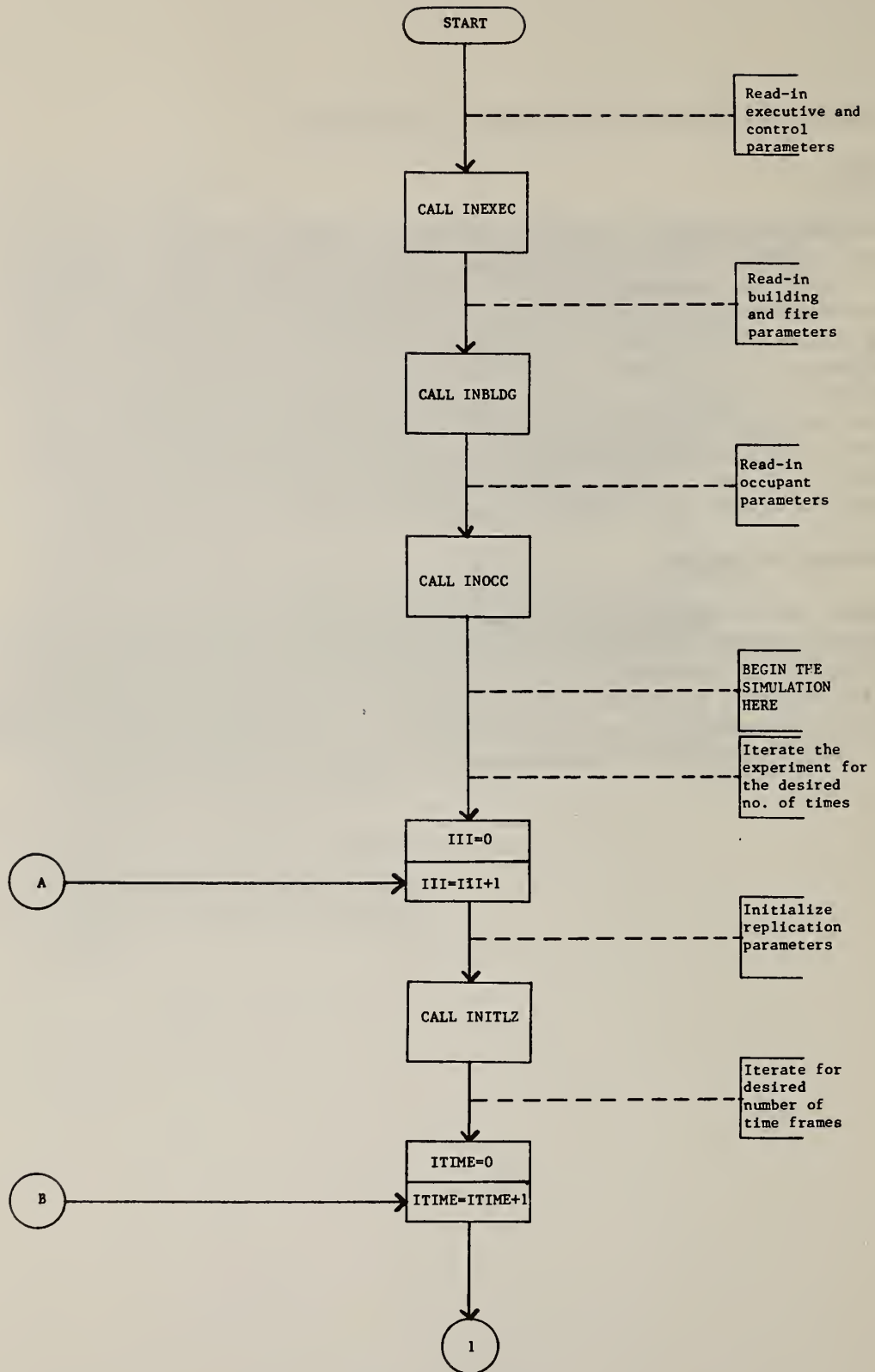
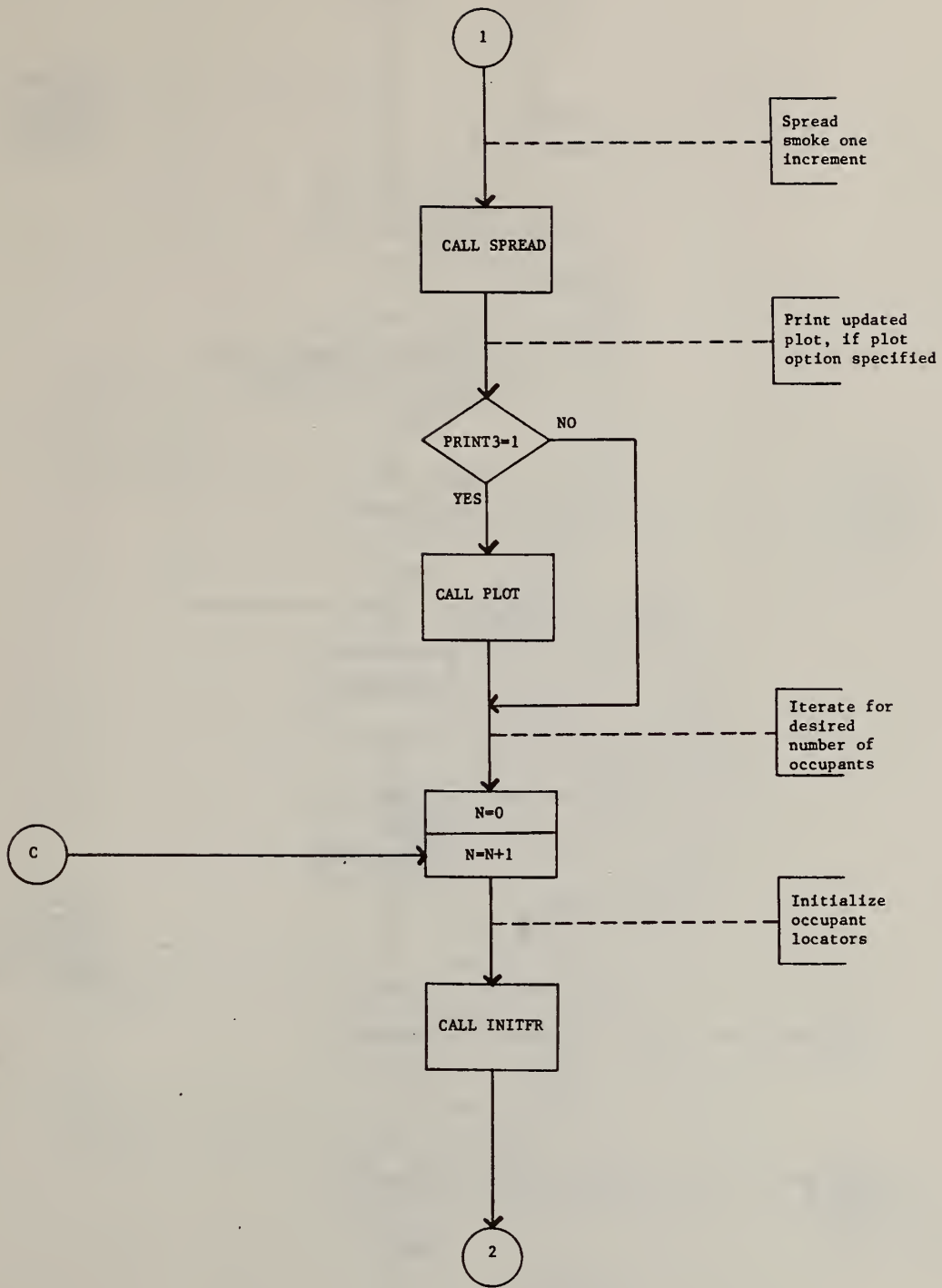
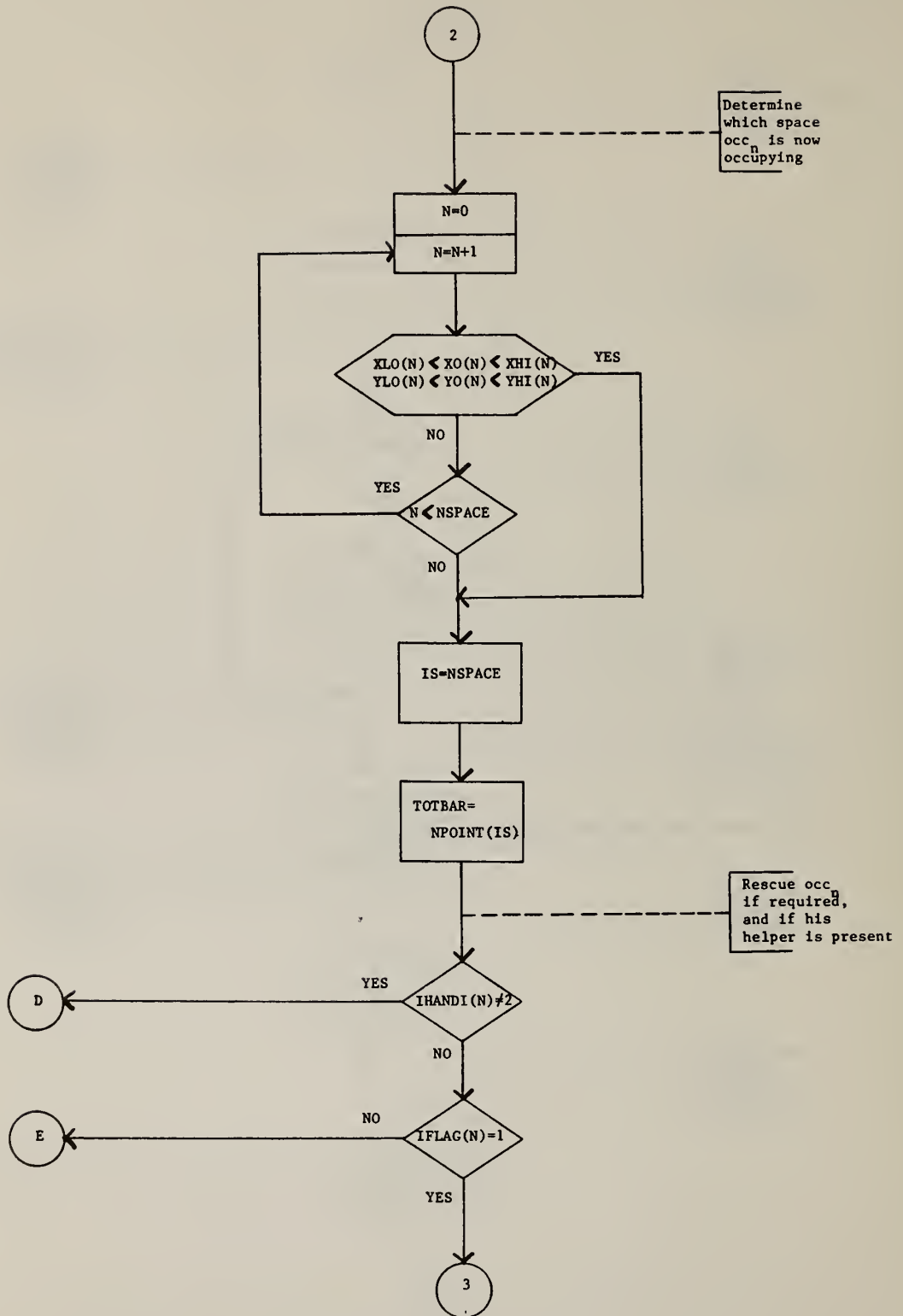
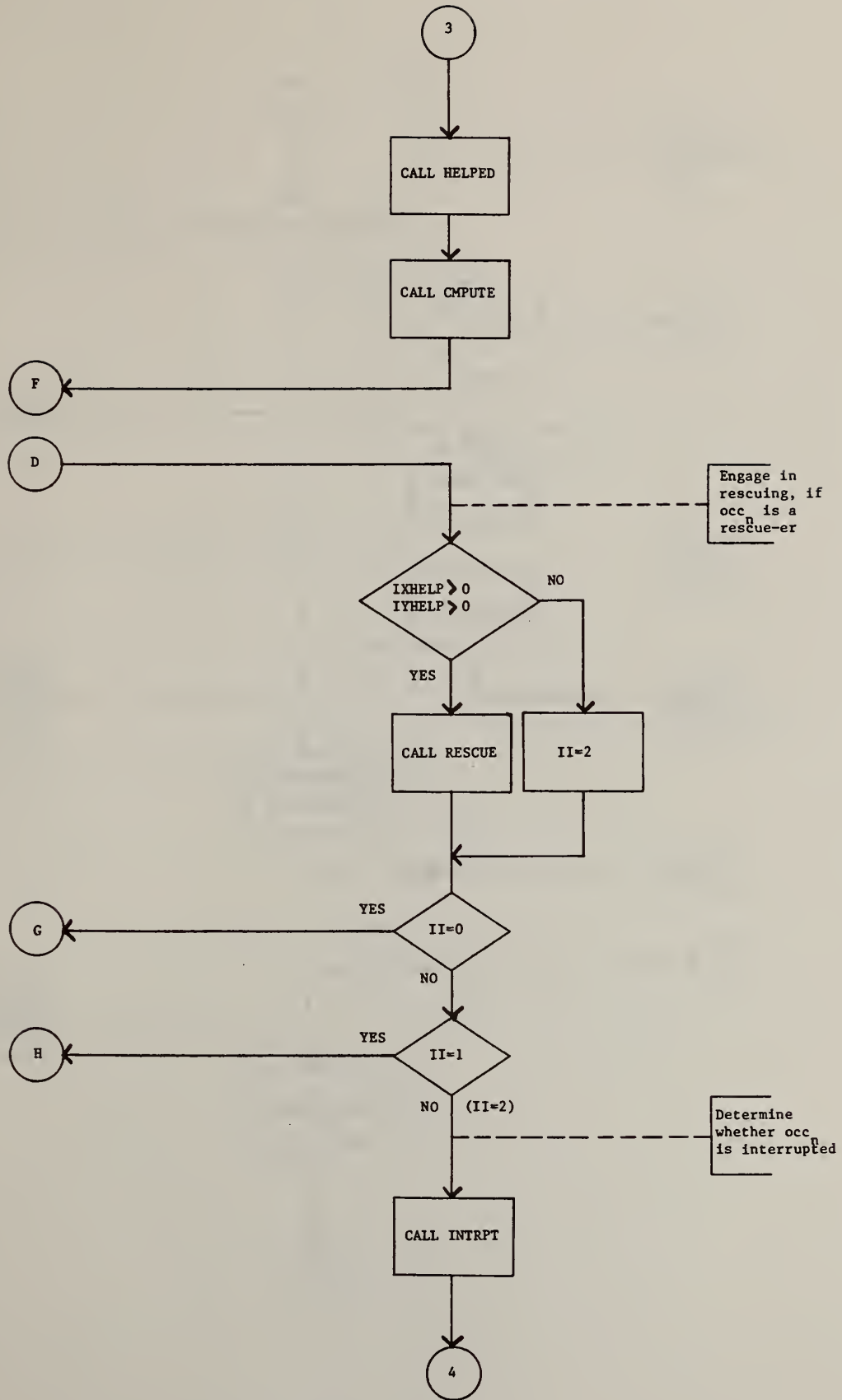
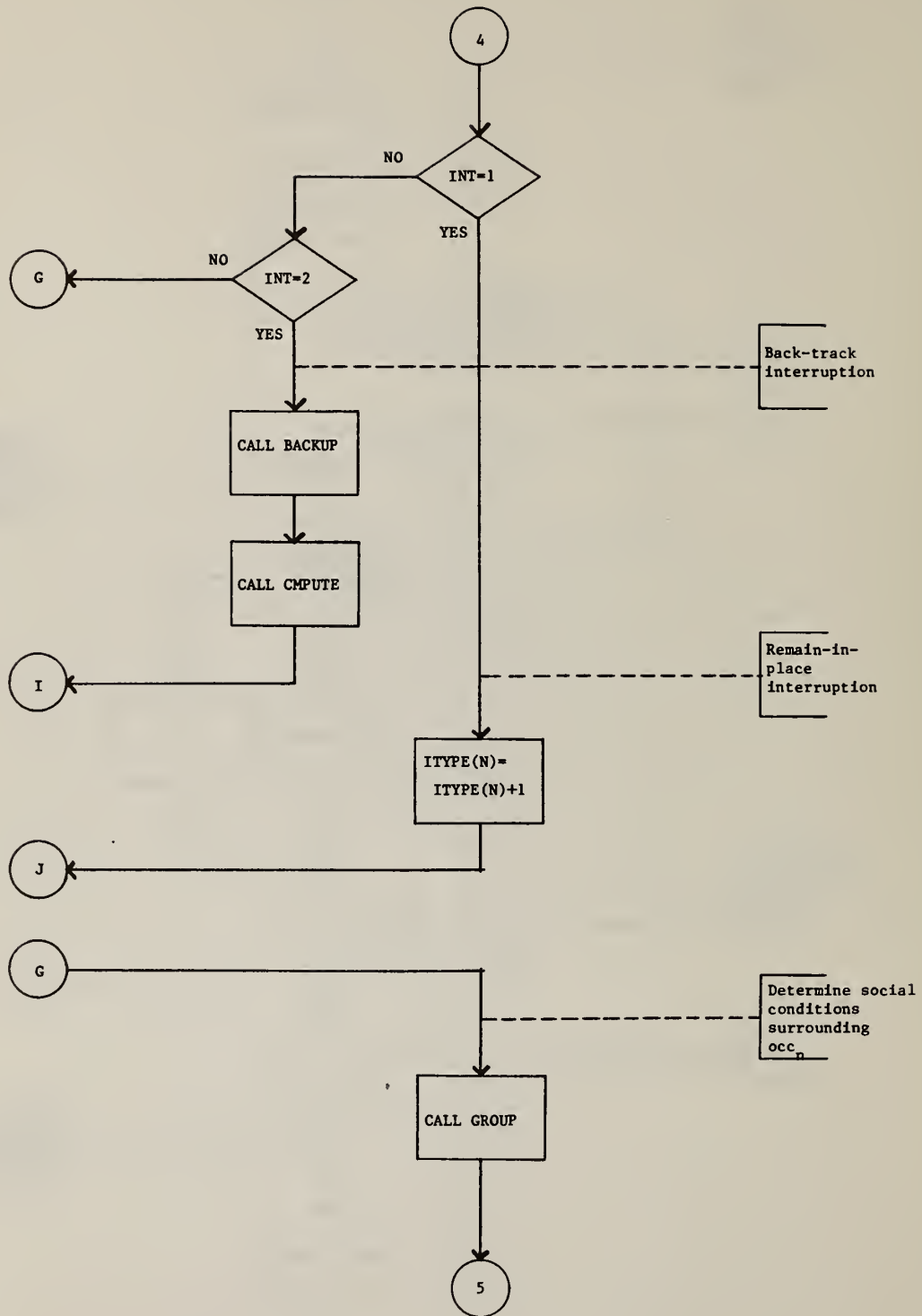


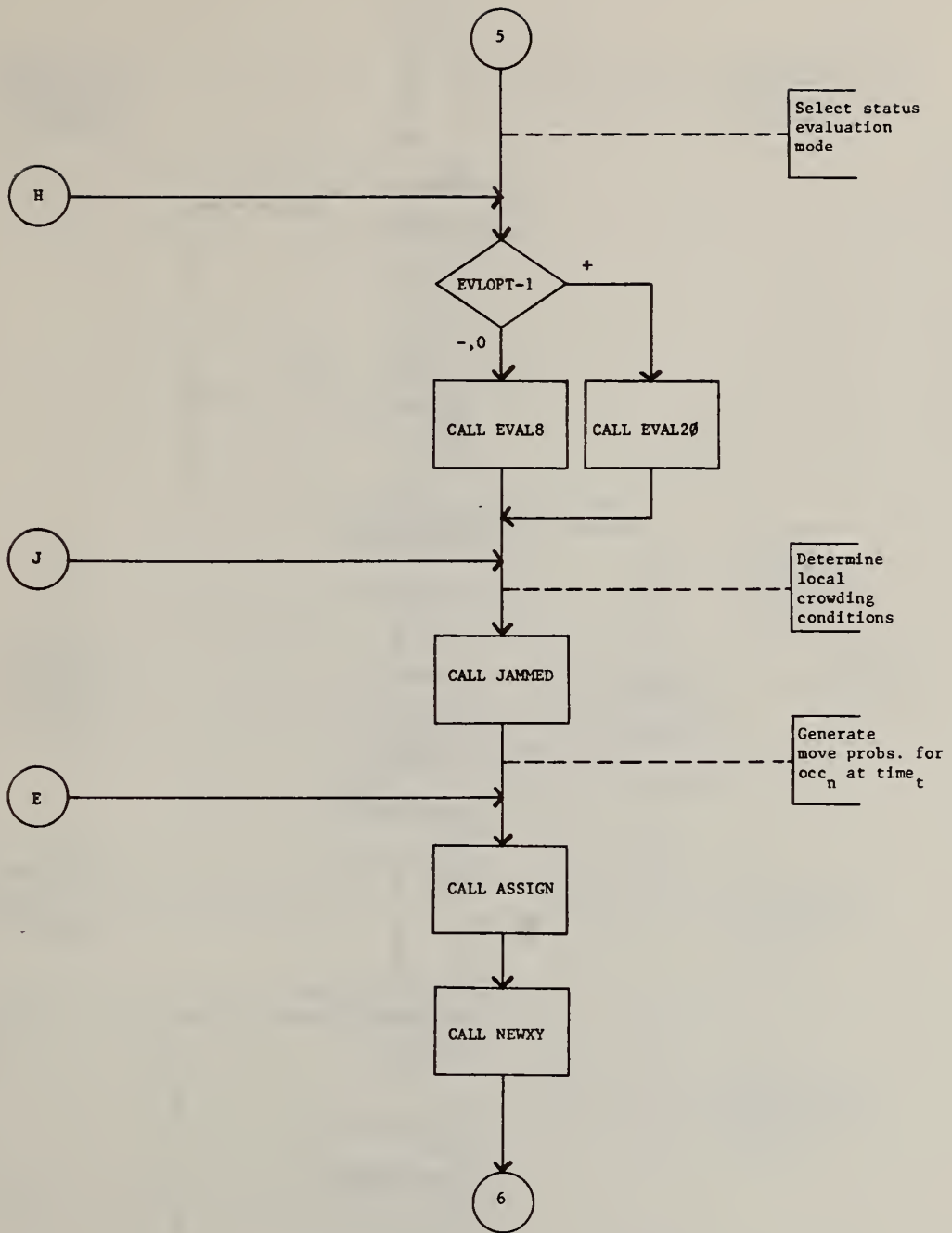
Figure 5.1 Flow Chart for EXEC2

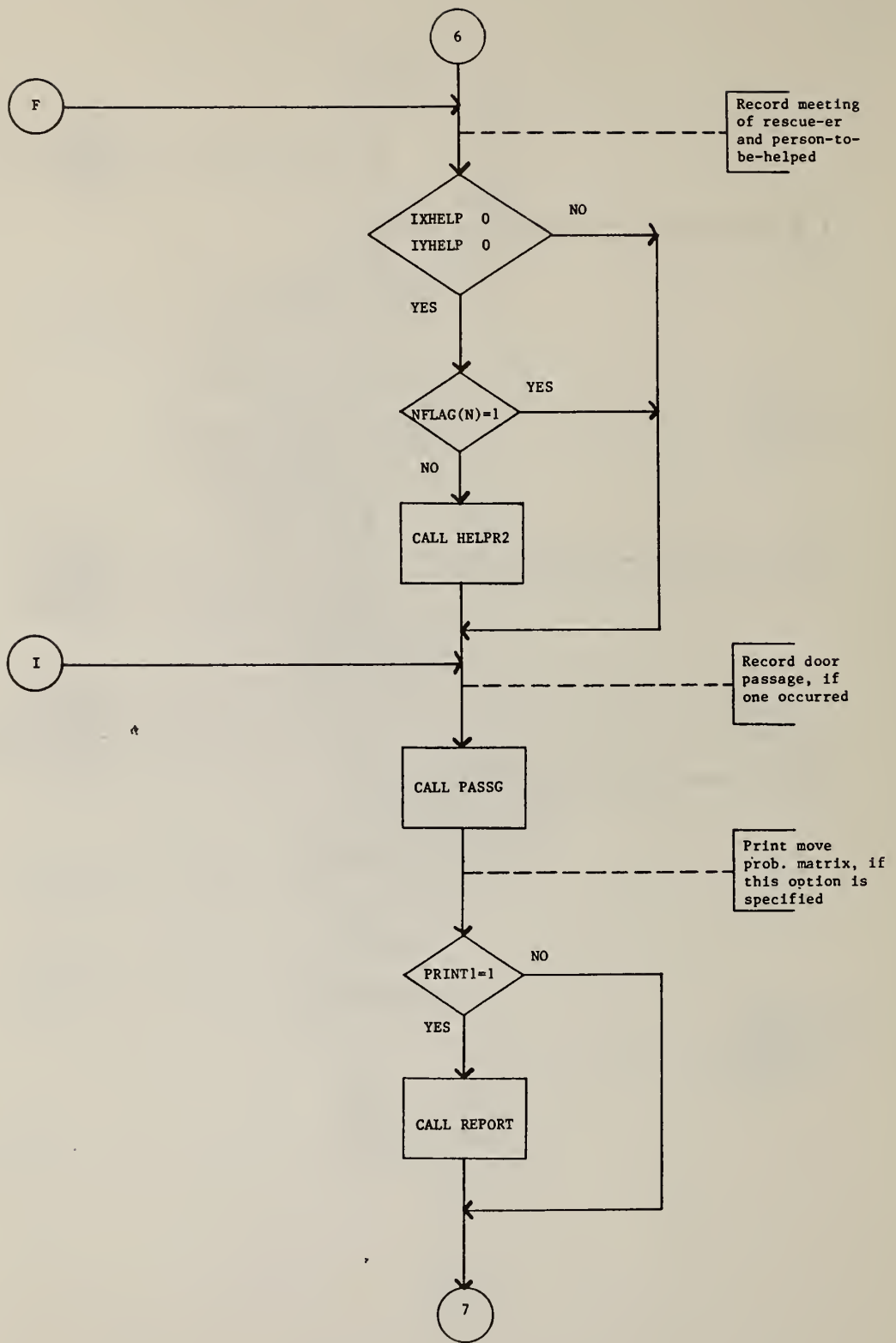




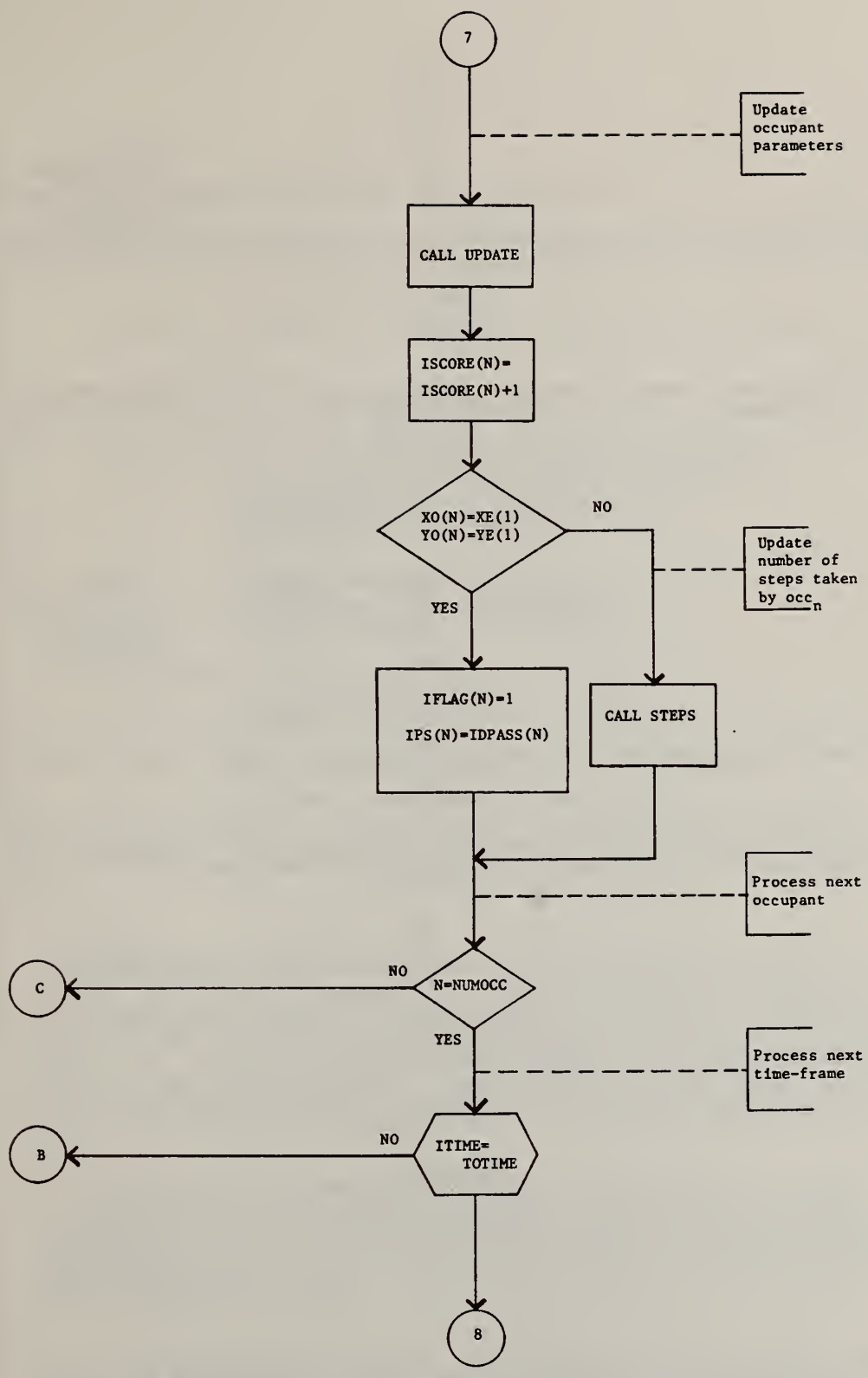


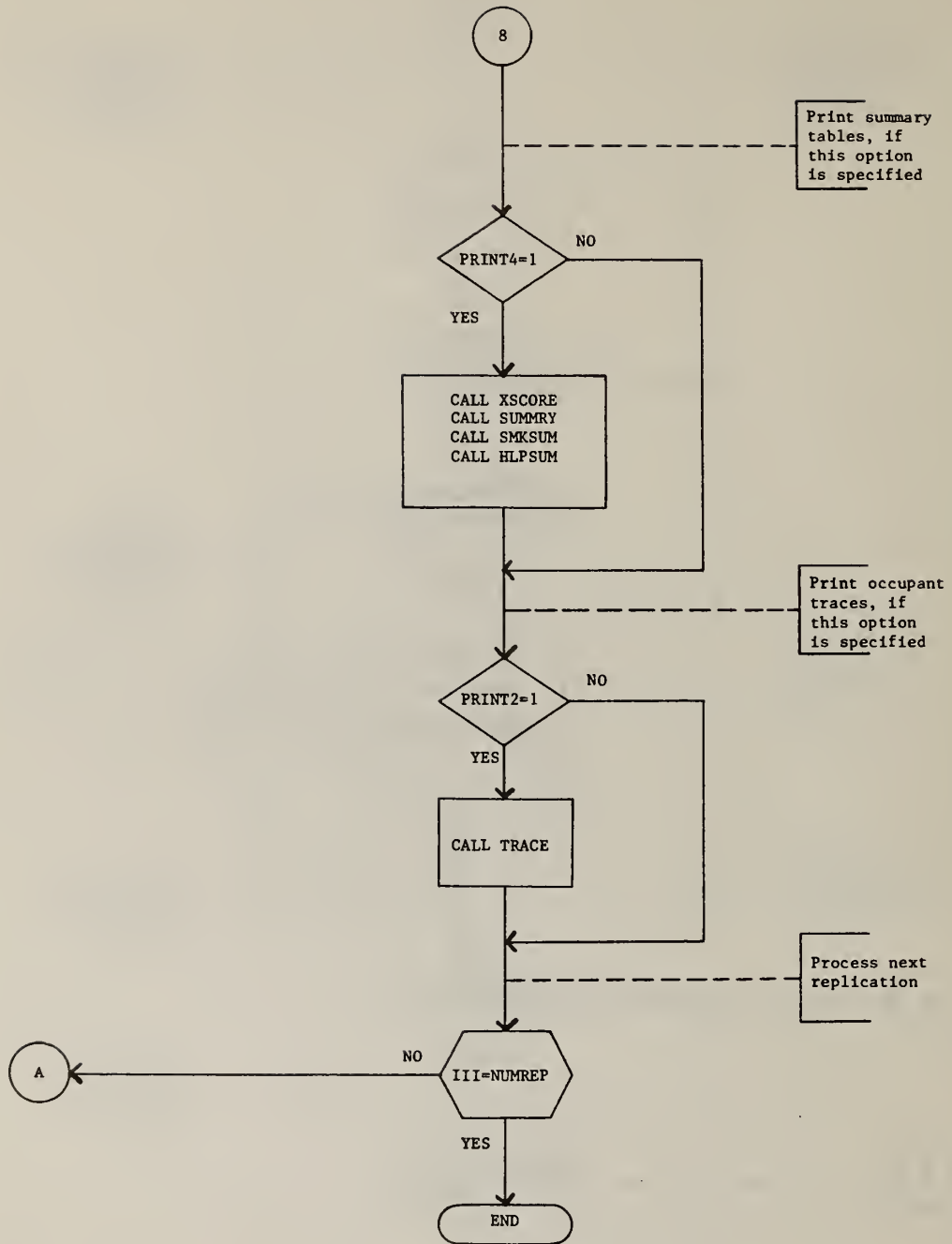






10-1





```

1 C
2 C
3 C
4 C***** THIS VERSION IS FOR THE NBS UNIVAC 1108 *****
5 C
6 C*****
7 C*****
8 C*
9 C*
10 C* BFIRES II -- HUMAN EGRESS BEHAVIOR DURING BUILDING FIRES / VERSION 2 *
11 C*
12 C*
13 C*****
14 C*****
15 C*
16 C* WRITTEN BY FRED I. STAHL, PH.D. RESEARCH PSYCHOLOGIST *
17 C* ENVIRONMENTAL DESIGN RESEARCH DIVISION *
18 C* CENTER FOR BUILDING TECHNOLOGY, NEL *
19 C* NATIONAL BUREAU OF STANDARDS *
20 C* WASHINGTON, DC 20234 *
21 C*
22 C* FOR PROGRAM FOR DESIGN CONCEPTS *
23 C* CENTER FOR FIRE RESEARCH, NEL *
24 C* NATIONAL BUREAU OF STANDARDS *
25 C*
26 C* IN SUPPORT OF THE *
27 C*
28 C* NBS/HEW FIRE-LIFE SAFETY PROGRAM *
29 C*
30 C*****
31 C*
32 C* REVISED: DECEMBER, 1979 *
33 C*
34 C*****
35 C*****
36 C
37 C
38 C
39 C
40 C THE BFIRES PROGRAM SIMULATES HUMAN EGRESS BEHAVIOR DURING BUILDING
41 C FIRES. BFIRES IS A DISCRETE TIME STOCHASTIC SIMULATION BASED ON A NON-
42 C STATIONARY MARKOV MODEL OF THE BUILDING FIRE PROCESS. ACCORDING TO THIS
43 C MODEL, FIRES MAY BE UNDERSTOOD IN TERMS OF THREE INTERACTING COMPONENTS.
44 C THESE ARE (1) THE FIRE AND ITS BI-PRODUCTS, (2) THE BUILDING ENCLOSURE,
45 C AND (3) THE HUMAN OCCUPANTS. EACH POSSESSES UNIQUE CHARACTERISTICS,
46 C AND THE BEHAVIOR OF EACH CONTRIBUTES TO THE OVERALL OUTCOME OF ANY FIRE
47 C EVENT (I.E., HOW MANY PEOPLE ESCAPED, HOW MUCH TIME WAS REQUIRED FOR ESCAPE,
48 C ETC.).
49 C
50 C EXEC2 IS THE SECOND VERSION OF THE BFIRES EXECUTIVE ROUTINE. THE
51 C PURPOSE OF EXEC2 IS TO READ-IN ALL USER-SUPPLIED DATA, AND THEN TO RUN A
52 C FIRE EVENT FOR A GIVEN PERIOD OF TIME. IN ADDITION, EXEC2 PERMITS THE USER
53 C TO CONDUCT A NUMBER (UP TO 20) OF REPLICATIONS OF A GIVEN FIRE EVENT, IN A
54 C SINGLE COMPUTER RUN. EXEC2 PERMITS THE SIMULATION OF TOXIC SMOKE EFFECTS,
55 C AND OF RESCUE ACTIVITIES.
56 C
57 C
58 C THE FOLLOWING DATA MUST BE PROVIDED BY THE USER. THESE DESCRIBE THE
59 C FIRE, THE BUILDING ENCLOSURE, AND THE OCCUPANTS FOR THE COMPUTER.
60 C THESE DESCRIPTIONS DEFINE THE INITIAL STATE ,TIME-FRAME 1.. DATA ARE INPUT

```

Table 5.1 EXEC2: FORTRAN Listing

```

61 C FOR THE FOLLOWING VARIABLES, WHICH ARE LISTED IN THE ORDER OF INPUT...
62 C
63 C TITLE
64 C NUMREP TOTAL NUMBER OF REPLICATIONS DESIRED (MAX=20).
65 C TOTIME TOTAL NUMBER OF TIME FRAMES TO BE RUN (MAX=100).
66 C NUMOCC TOTAL NUMBER OF OCCUPANTS IN THE SIMULATION (MAX=20).
67 C IRAND ANY 5 DIGIT ODD NUMBER, WHEN RUNNING ON A 32-BIT COMPUTER
68 C (ONLY). WHEN USING THE NBS UNIVAC 1108, A 5 DIGIT DUMMY
69 C NUMBER MUST BE INPUT.
70 C EVLOPT STATUS EVALUATION SELECTOR (1=EVAL8, 2=EVAL20).
71 C RREPRT OUTPUT OPTION SELECTOR (SEE TABLE BELOW).
72 C RREPRT2 OUTPUT OPTION SELECTOR (SEE TABLE BELOW).
73 C PIO PROBABILITY OF ENCOUNTERING NO INTERRUPTION, DURING A GIVEN
74 C TIME FRAME.
75 C PI2 PROBABILITY OF ENCOUNTERING A 'TYPE-2' INTERRUPTION DURING A
76 C GIVEN TIME FRAME (PI1 = PIO - PI2).
77 C IALLOW CROWDING FACTOR, I.E., THE MAX NUMBER OF PERSONS PERMITTED
78 C AT ANY PERSON-OCCUPIABLE LOCATION, AT ANY POINT IN TIME.
79 C NUMEXT NUMBER OF EXITS FROM THE FLOOR (MAX=2).
80 C NSPACE NUMBER OF SPATIAL SUBDIVISIONS ON THE FLOOR (MAX=20).
81 C ND NUMBER OF DOORS ON THE FLOOR (MAX=30).
82 C MAXX,MAXY HIGHEST X AND HIGHEST Y COORDS USED TO DEFINE THE FLOORPLAN.
83 C XE,YE X,Y COORDINATES OF EXITS FROM THE FLOOR.
84 C NE NUMBER OF EXITS FROM A PARTICULAR SPATIAL SUBDIVISION ,MAX=2)
85 C NPOINT NUMBER OF GRID POINTS COMPRISING WALLS WHICH ENCLOSE A
86 C PARTICULAR SPATIAL SUBDIVISION.
87 C IBAR,IS,1,J) X COORD OF THE JTH POINT OF A WALL ENCLOSING SPACE IS.
88 C IBAR(IS,2,J) Y COORD OF THE JTH POINT OF A WALL ENCLOSING SPACE IS.
89 C XLO,XHI RANGE OF X COORDS OF POINTS COMPRISING AN ENCLOSURE.
90 C YLO,YHI RANGE OF Y COORDS OF POINTS COMPRISING AN ENCLOSURE.
91 C IDOOR(1,I) X COORD OF THE LOCATION OF THE ITH DOOR.
92 C IDOOR(2,I) Y COORD OF THE LOCATION OF THE ITH DOOR.
93 C IDOOR(3,I) TYPE IDENTIFIER FOR ITH DOOR (0=MANUAL, 1=AUTO).
94 C IDOOR(4,I) INITIAL POSITION OF ITH DOOR (0=CLOSED, 1=OPEN).
95 C XT,YT X,Y COORDS OF INITIAL FIRE LOCATION.
96 C ISRATE FIRE DIFFUSION RATE FACTOR.
97 C XO,YO X,Y COORDS OF INITIAL OCCUPANT LOCATIONS.
98 C INTLIM OCCUPANTS' INTERRUPTION LIMIT.
99 C IHANDI OCCUPANT'S MOBILITY STATUE (0=UNIMPAIRED, 1=IMPAIRED BUT
100 C MOBILE, 2=IMMOBILE--MUST BE ASSISTED).
101 C KNOWAY OCCUPANTS' INITIAL KNOWLEDGE OF BEST EXIT.
102 C TSMOKE OCCUPANTS' SMOKE TOLERANCE FACTOR.
103 C IXHELP X COORD OF A PERSON-TO-BE-HELPED (PTBH) BY THIS OCCUPANT.
104 C IYHELP Y COORD OF A PERSON-TO-BE-HELPED (PTBH) BY THIS OCCUPANT.
105 C POPEN PROBABILITY THAT THE OCCUPANT WILL OPEN A CLOSED DOOR.
106 C PCLOSE PROBABILITY THAT THE OCCUPANT WILL CLOSE AN OPEN DOOR.
107 C IDHELP RESCUERS' I.D. NUMBER (0, IF OCCUPANT IS NOT DESIGNATED AS A
108 C RESCUER).
109 C ITEND RESCUEES' I.D. NUMBER (0, IF OCCUPANT IS NOT DESIGNATED AS A
110 C RESCUEE).
111 C IGOALX X COORD OF BEST EXIT FROM A SPATIAL SUBDIVISION (NOT FLOOR).
112 C IGOALY Y COORD OF THE BEST EXIT FROM A SPATIAL SUBDIVISION.
113 C
114 C THESE DATA ARE ENTERED IN THE FOLLOWING SEQUENCE...
115 C
116 C*****
117 C
118 C::SYSTEM/OPERATIONS DATA INPUT::
119 C
120 C TITLE (ANY 80 CHARACTER COMMENT)

```



```

121 C          (20A4)
122 C      NUMREP,TOTIME,NUMOCC,IRAND
123 C          (3(I3,1X),I5)
124 C      EVLOPT,RREPRT,RREPT2
125 C          (3(I2))
126 C      PIO,PI2,IALLOW
127 C          (2(F4.2,1X),I2)
128 C-----
129 C
130 C:::BUILDING/FIRE DATA INPUT:::
131 C
132 C      NUMEXT,NSPACE,ND
133 C          (3(I2,1X))
134 C      MAXX,MAXY
135 C          (2(I2,1X))
136 C      (XE(I),I=1,NUMEXT),(YE(I),I=1,NUMEXT)
137 C          (4(I2,1X))
138 C      FOR EACH SPACE IN THE FLOORPLAN, CONSTRUCT THE FOLLOWING MINIFILE:
139 C          NE,NPOINT
140 C          (2(I2,1X))
141 C          IBAR(IS,I,1),I=1,TOTBAR
142 C          (FREE)
143 C          IBAR(IS,I,2),I=1,TOTBAR
144 C          (FREE)
145 C          XLO,XHI,YLO,YHI
146 C          (4(I2,1X))
147 C          IDOOR(I,1),I=1,ND
148 C          (FREE)
149 C          IDOOR(I,2),I=1,ND
150 C          (FREE)
151 C          IDOOR(I,3),I=1,ND
152 C          (FREE)
153 C          IDOOR(I,4),I=1,ND
154 C          (FREE)
155 C          XT,YT,ISRATE
156 C          (3(I2,1X))
157 C-----
158 C
159 C:::OCCUPANT DATA INPUT:::
160 C
161 C      FOR EACH OCCUPANT IN THE SIMULATION, CONSTRUCT THE FOLLOWING
162 C      MINIFILE:
163 C          XO,YO,INTLIM,IHANDI,KNOWAY,TSMOKE,IXHELP,IYHELP,POPEN,
164 C          PCLOSE,PHELP,IDHELP,ITEND
165 C          (8(I2,1X),3(F4.2,1X),2(I2,1X))
166 C      FOR EACH SPACE (IS) ON THE FLOOR, CONSTRUCT THE FOLLOWING MINIFILE
167 C      DESCRIBING OCCUPANTS EGRESS GOALS
168 C          (IGOALX(IS,IEXIT),IEXIT=1,NE(IS))
169 C          (FREE)
170 C          (IGOALY(IS,IEXIT),IEXIT=1,NE(IS))
171 C          (FREE)
172 C
173 C*****
174 C
175 C      SEVERAL OUTPUT OPTIONS ARE AVAILABLE TO THE USER.  THESE ARE:
176 C
177 C          (1) REPORT (STATE OF ALL OCCUPANTS, GIVEN FOR EACH TIME FRAME).
178 C          (2) TRACE (LOCATION OF EACH OCC, AS THIS VARIES FROM FRAME TO
179 C          FRAME).
180 C          (3) PLOT (GRAPHIC DESCRIPTION OF SMOKE AND OCCUPANT LOCATIONS).

```

```

181 C (4) SUMMRY (OCCUPANT EGRESS SUMMARY), AND
182 C SMKSUM (OCCUPANT SMOKE EXPOSURE SUMMARY), AND
183 C HLPSUM (RESCUE ACTIVITY SUMMARY).
184 C
185 C THESE MAY BE CALLED INDIVIDUALLY OR COLLECTIVELY, IN ACCORDANCE WITH
186 C THE USER'S SPECIFICATION OF INPUT VARIABLES RREPRT & RREPT2, AS
187 C FOLLOWS:
188 C
189 C
190 C
191 C
192 C
193 C
194 C
195 C
196 C
197 C
198 C
199 C
200 C
201 C
202 C
203 C
204 C
205 C
206 C*****
207 C
208 C
209 C DIMENSION NOEXP(20),LOWEXP(20),IHIEXP(20),ITOTAL(20),ITOXIC(20)
210 C DIMENSION ITYPE1(20),ITYPE2(20),IDPASS(20),IFS(20)
211 C DIMENSION IXRCE(20,100),IYRCE(20,100),IDHELP(20),ITEND(20)
212 C DIMENSION IBACK(20),JTIME(20),INITYO(20),INITXO(20)
213 C DIMENSION INTR(20),INTNUM(20),TITLE(20)
214 C DIMENSION IENTER(9),IAGREE(20),IREACH(20),NHELP(20)
215 C DIMENSION IBAR(20,75,2),IHANDI(20),KNOWAY(20),NFLAG(20)
216 C DIMENSION INTLIM(20),IBYSTD(20),NE(20),NPOINT(20)
217 C DIMENSION PTDIST(20),PEDIST(20),F(9)
218 C DIMENSION IGOALX(20,10,20),IGOALY(20,10,20),KXD(20),KYD(20)
219 C DIMENSION POPEN(20),PCLOSE(20),IDOOR(30,4),IDOPEN(30,100)
220 C DIMENSION IFLAG(20),ISCORE(20),NUMSTP(20),PM(9,100)
221 C DIMENSION PHELP(20),IXHELP(20),IYHELP(20),ISMOKE(100,100)
222 C INTEGER XPRIOR(20),YPRIOR(20),SCORE(20),TSMOKE(20)
223 C INTEGER XT,YT,XD(20),YD(20),XE(10),YE(10),TOTBAR,TOTIME
224 C INTEGER XLO(20),XHI(20),YLO(20),YHI(20),EVLOPT
225 C INTEGER XOB(20,100),YOB(20,100),RREPRT,RREPT2
226 C INTEGER PRINT1,PRINT2,PRINT3,PRINT4
227 C
228 C DUMMY VARIABLE(S):
229 C DO 5001 N=1,20
230 C 5001 IBYSTD(N)=0
231 C
232 C READ-IN EXECUTIVE AND CONTROL VARIABLES
233 C CALL INEXEC (IR,IF,NUMREP,TOTIME,NUMOCC,IRAND,EVLOPT,
234 C 1 RREPRT,RREPT2,PIO,PI2,IALLOW,TITLE,
235 C 2 PRINT1,PRINT2,PRINT3,PRINT4)
236 C READ-IN BUILDING AND FIRE DESCRIPTORS
237 C CALL INBLDG (NUMEXT,NSPACE,ND,XE,YE,NE,NPOINT,IBAR,
238 C 1 TOTBAR,XLO,XHI,YLO,YHI,IDOOR,IR,XT,YT,ISRATE,
239 C 2 MAXX,MAXY)
240 C READ-IN OCCUPANT PARAMETERS

```

```

241         CALL INOCC (IR,NUMOCC,XO,YO,INTLIM,IHANDI,KNOWAY,
242         1  POPEN,PCLOSE,TSMOKE,PHELP,IXHELP,IYHELP,KXO,KYO,NE,
243         2  INITXO,INITYO,NSPACE,NUMEXT,IGOALX,IGOALY,IDHELP,ITEND)
244     C
245     C
246     C
247     C
248     C **             EXECUTE THE SIMULATION EXPERIMENT             **
249     C
250     C
251     C
252     C
253     C  ITERATE FOR DESIRED NUMBER OF REPLICATIONS
254         DO 90 III=1,NUMREF
255     C  INITIALIZE REPLICATION VARIABLES
256         CALL INITLZ (NUMOCC,XO,YO,KXO,KYO,LOWEXP,NOEXP,
257         1  IHIEXP,ITOTAL,ITOXIC,IFLAG,NUMSTP,ISCORE,IBACK,
258         2  JTIME,INTR,INTNUM,ITYPE1,ITYPE2,IDPASS,MAXX,
259         3  MAXY,XT,YT,ISMOKE,IREACH,NHELP,NFLAG,KNOWAY,IAGREE)
260     C
261     C  ITERATE FOR DESIRED NUMBER OF TIME FRAMES
262     C
263         DO 50 ITIME=1,TOTIME
264     C  SPREAD SMOKE AT RATE INPUT BY USER
265         CALL SPREAD (ISMOKE,IBAR,IDOOR,NPOINT,MAXX,MAXY,
266         1  NSPACE,ND,ISRATE,ITIME)
267         CONTINUE
268     C  PRINT SUMMARY PLOT FOR CURRENT TIME FRAME
269         IF (PRINT3.EQ.1) GO TO 100
270         GO TO 110
271     100  CALL PLOT (XO,YO,NUMOCC,ITIME,MAXX,MAXY,ISMOKE)
272     110  CONTINUE
273     C
274         DO 501 I=1,ND
275     501  IDOPEN(I,ITIME)=IDOOR(I,4)
276     C
277     C  ITERATE FOR DESIRED NUMBER OF OCCUPANTS
278         DO 60 NTHIS=1,NUMOCC
279         IF (IFLAG(NTHIS).EQ.1) GO TO 60
280     C  INITIALIZE OCCUPANT LOCATORS
281         CALL INITFR (NTHIS,XO,YO,ITIME,XPRIOR,YPRIOR,
282         1  IXTRCE,IYTRCE,XOB,YOB)
283     C  DETERMINE WHICH SPACE THE OCCUPANT IS CURRENTLY OCCUPYING
284         N=0
285     15  N=N+1
286         IF (((XLO(N).LT.XO(NTHIS)).AND.
287         1  (YLO(N).LT.YO(NTHIS))).AND.
288         2  ((XHI(N).GT.XO(NTHIS)).AND.
289         3  (YHI(N).GT.YO(NTHIS)))) GO TO 25
290         GO TO 20
291     25  IS=N
292         GO TO 26
293     20  IF (N.LT.NSPACE) GO TO 15
294         IS=NSPACE
295     26  TOTBAR=NPOINT(IS)
296     C  RESCUE THIS OCCUPANT, IF THIS IS REQ'D, AND IF HIS ASSIGNED HELPER
297     C  IS PRESENT:
298         IF (IHANDI(NTHIS).NE.2) GO TO 157
299         IF (NFLAG(NTHIS).EQ.1) GO TO 155
300         GO TO 158

```

```

301     155     CALL HELPED (ITIME,NTHIS,IHANDI,INT,IBYSTD,IEVAL,
302     1     XO,YO,IBAR,TOTBAR,XT,YT,NAGREE,XE,YE,IAGREE,IRAND,
303     2     P,MOVE,XK,YK,K,NUMOCC,IDHELP,ITEND,NEWXO,NEWYO)
304     CALL CMPUTE (ITIME,NTHIS,IHANDI,INT,IBYSTD,IEVAL,
305     1     XO,YO,IBAR,TOTBAR,XT,YT,NAGREE,XE,YE,IAGREE,IRAND,P,MOVE,
306     2     XK,YK,K,L,IS,IGOALX,IGOALY,IENTER,X,IDOOR,POPEN,ND,
307     3     MDOOR,PCLOSE,NOEXP,LOWEXP,IHIEXP,ITOTAL,ISMOKE,
308     4     TSMOKE,ITOXIC,TOTIME)
309     GO TO 156
310     157     CONTINUE
311     C PROCESS RESCUE ACTIVITY IF OCC(N) IS A DESIGNATED RESCUE-ER
312     IF ((IXHELP(NTHIS).GT.0).AND.(IYHELP(NTHIS).GT.0)) GO TO 150
313     GO TO 151
314     150     CALL RESCUE (ITIME,NTHIS,PHHELP,NHELP,XO,YO,IXHELP,IYHELP,
315     1     NSPACE,XLO,XHI,YLO,YHI,NE,IGOALX,IGOALY,IAGREE,IGX,IGY,
316     2     IAG,IXX,IREACH,IHANDI,II)
317     GO TO 152
318     151     II=2
319     152     CONTINUE
320     IF (II.EQ.0) GO TO 31
321     IF (II.EQ.1) GO TO 65
322     C DETERMINE WHETHER THE OCCUPANT IS INTERRUPTED
323     CALL INTRPT (ITIME,NTHIS,IHANDI,INT,IBYSTD,IEVAL,
324     1     XO,YO,IBAR,TOTBAR,XT,YT,NAGREE,XE,YE,IAGREE,
325     2     IRAND,P,MOVE,XK,YK,K,L,IS,IGOALX,IGOALY,IENTER,
326     3     X,INTLIM,INTR,INTNUM,PI2,PIO)
327     IF (INT.EQ.1) GO TO 27
328     IF (INT.EQ.2) GO TO 30
329     GO TO 31
330     C REMAIN-IN-PLACE INTERRUPTION
331     27     ITYPE1(NTHIS)=ITYPE1(NTHIS)+1
332     GO TO 70
333     C BACK-TRACK INTERRUPTION
334     30     CONTINUE
335     CALL BACKUP (IBACK,XO,YO,INITXO,INITYO,XOB,YOB,
336     1     ITIME,NTHIS,NEWXO,NEWYO,INTR,JTIME)
337     ITYPE2(NTHIS)=ITYPE2(NTHIS)+1
338     IF (INTR(NTHIS).EQ.0) GO TO 31
339     CALL CMPUTE (ITIME,NTHIS,IHANDI,INT,IBYSTD,IEVAL,
340     1     XO,YO,IBAR,TOTBAR,XT,YT,NAGREE,XE,YE,IAGREE,IRAND,P,MOVE,
341     2     XK,YK,K,L,IS,IGOALX,IGOALY,IENTER,X,IDOOR,POPEN,ND,
342     3     MDOOR,PCLOSE,NOEXP,LOWEXP,IHIEXP,ITOTAL,ISMOKE,
343     4     TSMOKE,ITOXIC,TOTIME)
344     GO TO 71
345     31     CONTINUE
346     C DETERMINE SOCIAL CONDITIONS SURROUNDING THE OCCUPANT
347     CALL GROUP (NTHIS,NUMOCC,IHANDI,KNOWAY,KOCC,NHANDI,NKNOW,NAGREE,
348     1     IAGREE)
349     IF (NHANDI.GT.0) GO TO 65
350     GO TO 67
351     65     CONTINUE
352     C DETERMINE MODE OF STATUS EVALUATION
353     67     IF (EVLOPT-1) 68,68,69
354     68     CALL EVALB(XO,YO,XT,YT,XE,YE,NTHIS,IAGREE,ITIME,IEVAL,
355     1     PTDIST,TDIST,PEDIST,EDIST,IS,IGOALX,IGOALY)
356     GO TO 70
357     69     CALL EVAL20 (MXTIME,MK,XO,YO,XE,YE,NTHIS,IAGREE,
358     1     ITIME,C,IEVAL,TOTIME,XT,YT)
359     C DETERMINE LOCAL CROWDING CONDITIONS SURROUNDING THE OCCUPANT
360     70     CALL JAMMED (ITIME,NTHIS,IHANDI,INT,IBYSTD,IEVAL,

```

```

361         1  XO,YO,IBAR,TOTBAR,XT,YT,NAGREE,XE,YE,IAGREE,IRAND,
362         2  P,MOVE,XK,YK,K,IALLOW,NUMOCC,IENTER)
363 C GENERATE MOVE PROBABILITIES
364 158 CALL ASSIGN (ITIME,NTHIS,IHANDI,INT,IBYSTD,IEVAL,
365         1  XO,YO,IBAR,TOTBAR,XT,YT,NAGREE,XE,YE,IAGREE,
366         2  IRAND,P,MOVE,XK,YK,K,L,IS,IGOALX,IGOALY,IENTER,
367         3  X,IDOOR,POPEN,ND,MDOOR,PCLOSE,NOEXP,LOWEXP,IHIEXP,
368         4  ITOTAL,ISMOKE,TSMOKE,ITOXIC,TOTIME,NHELP,PM)
369 CALL NEWXY (ITIME,NTHIS,IHANDI,INT,IBYSTD,IEVAL,
370         1  XO,YO,IBAR,TOTBAR,XT,YT,NAGREE,XE,YE,IAGREE,
371         2  IRAND,P,MOVE,XK,YK,K,NEWXO,NEWYO)
372 156 CONTINUE
373 C RECORD MEETING OF RESCUE-ER WITH PTRH
374 IF ((IXHELP(NTHIS).GT.0).AND.(IYHELP(NTHIS).GT.0)) GO TO 153
375 GO TO 71
376 153 IF (NFLAG(NTHIS).EQ.1) GO TO 71
377 CALL HELPR2 (IREACH,NTHIS,XO,YO,IXHELP,IYHELP,ITIME,NFLAG,
378         1  NUMOCC,INITXO,INITYO)
379 C RECORD DOOR-PASSAGE, IF ONE OCCURRED
380 71 CALL PASSG (IDPASS,IDOOR,XO,YO,NTHIS,ND,NEWXO,NEWYO)
381 IF (PRINT1.EQ.1) GO TO 72
382 GO TO 61
383 C PRINT MOVE PROBABILITY MATRIX, IF THIS OPTION IS SELECTED
384 72 CONTINUE
385 CALL REPORT (ITIME,NTHIS,IHANDI,INT,IBYSTD,IEVAL,
386         1  XO,YO,IBAR,TOTBAR,XT,YT,NAGREE,XE,YE,IAGREE,
387         2  IRAND,P,MOVE,XK,YK,K,NUMEXT,NUMOCC,TOTIME,INTLIM,
388         3  KNOWAY,PTDIST,TDIST,PEDIST,EDIST,NEWXO,NEWYO,
389         4  EVLOPT,IDOOR,IDOPEN,ND,INTR)
390 C UPDATE OCCUPANT LOCATORS
391 61 CALL UPDATE (XO,YO,NTHIS,NEWXO,NEWYO)
392 ISCORE(NTHIS)=ISCORE(NTHIS)+1
393 IF ((XO(NTHIS).EQ.XE(1)).AND.
394     1  (YO(NTHIS).EQ.YE(1))) GO TO 62
395 GO TO 66
396 62 IFLAG(NTHIS)=1
397 IPS(NTHIS)=IDPASS(NTHIS)
398 GO TO 60
399 C UPDATE NUMBER OF STEPS TRAVERSED BY THE OCCUPANT
400 66 CALL STEPS (XPRIOR,YPRIOR,XO,YO,NUMSTP,NTHIS)
401 60 CONTINUE
402 50 CONTINUE
403 C PRINT SUMMARY TABLE, IF THIS OPTION IS SELECTED
404 IF (PRINT4.EQ.1) GO TO 63
405 GO TO 64
406 C COMPUTE ESCAPE SCORES FOR ALL OCCUPANTS IN THE RUN
407 63 CALL XSCORE (TOTIME,ISCORE,NUMOCC,SCORE)
408 CALL SUMMRY (INITXO,INITYO,INTLIM,LBYSTD,IHANDI,KNOWAY,POPEN,
409         1  PCLOSE,SCORE,NUMSTP,IPS,III,NUMREP,NUMOCC,TOTIME,XO,YO,XE,YE,
410         2  TITLE,IXHELP,IYHELP,TSMOKE,PHELP)
411 CALL SMKSUM (III,NUMOCC,NOEXP,LOWEXP,IHIEXP,ITOTAL)
412 CALL HLPSUM (IFLAG,NFLAG,NUMOCC,ISCORE,IREACH,III,NUMREP,
413         1  TOTIME,IDHELP,ITEND,IP)
414 64 CONTINUE
415 C PRINT TRACES, IF THIS OPTION IS SELECTED:
416 IF (PRINT2.EQ.1) GO TO 120
417 GO TO 90
418 120 CALL TRACE (IXTRCE,IYTRCE,NTHIS,ITIME,NUMOCC,TOTIME)
419 90 CONTINUE
420 END

```

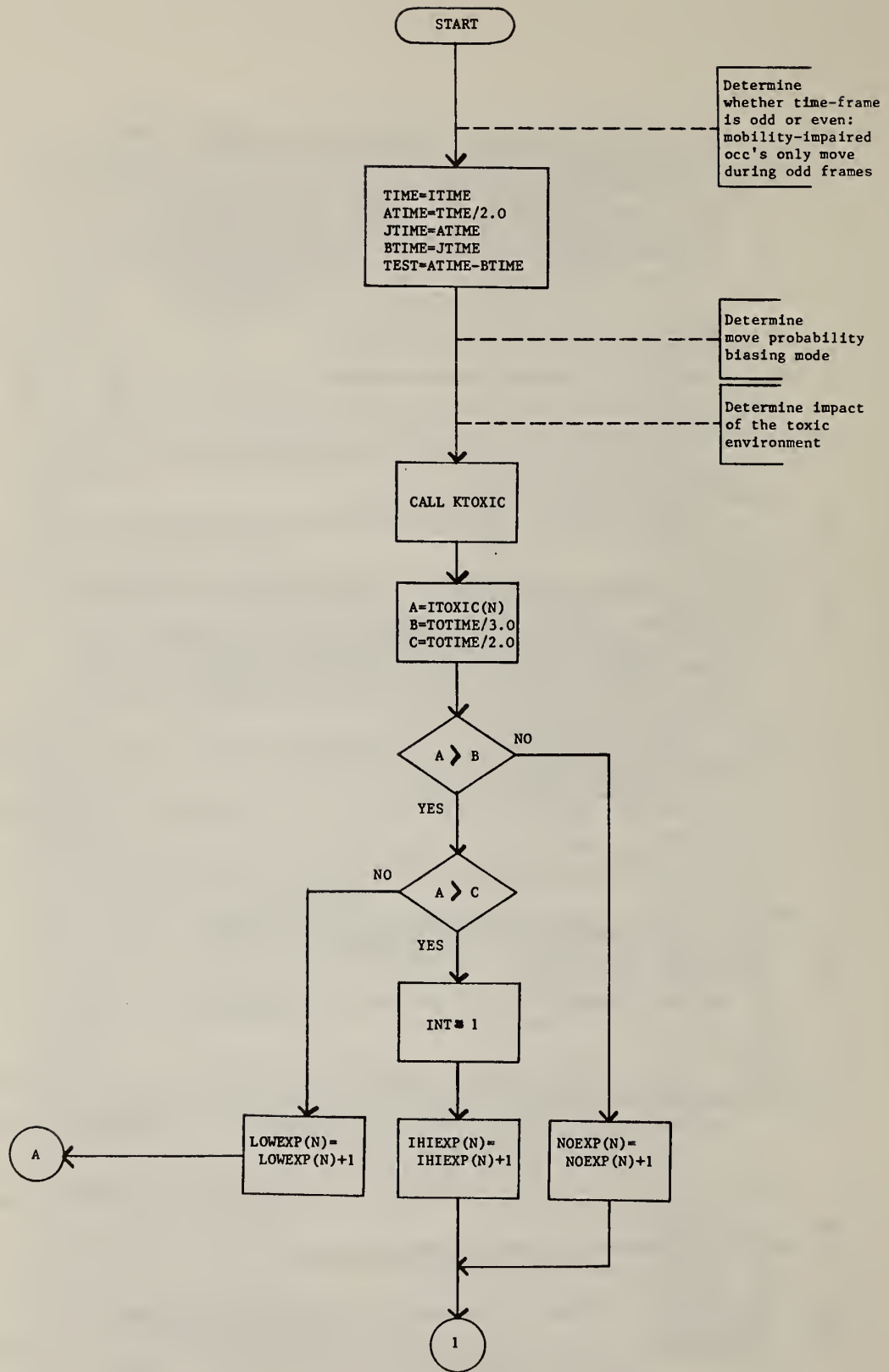
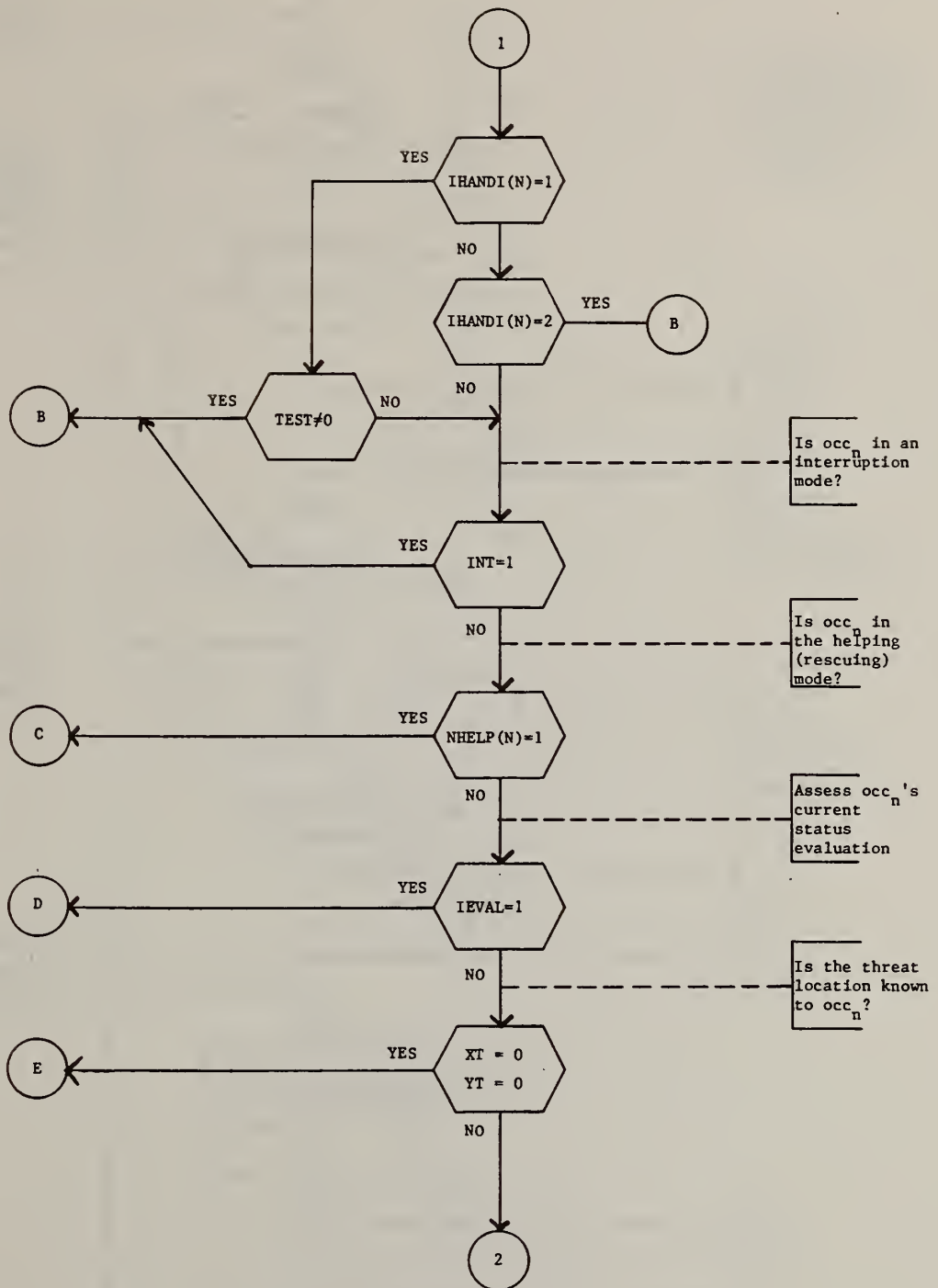
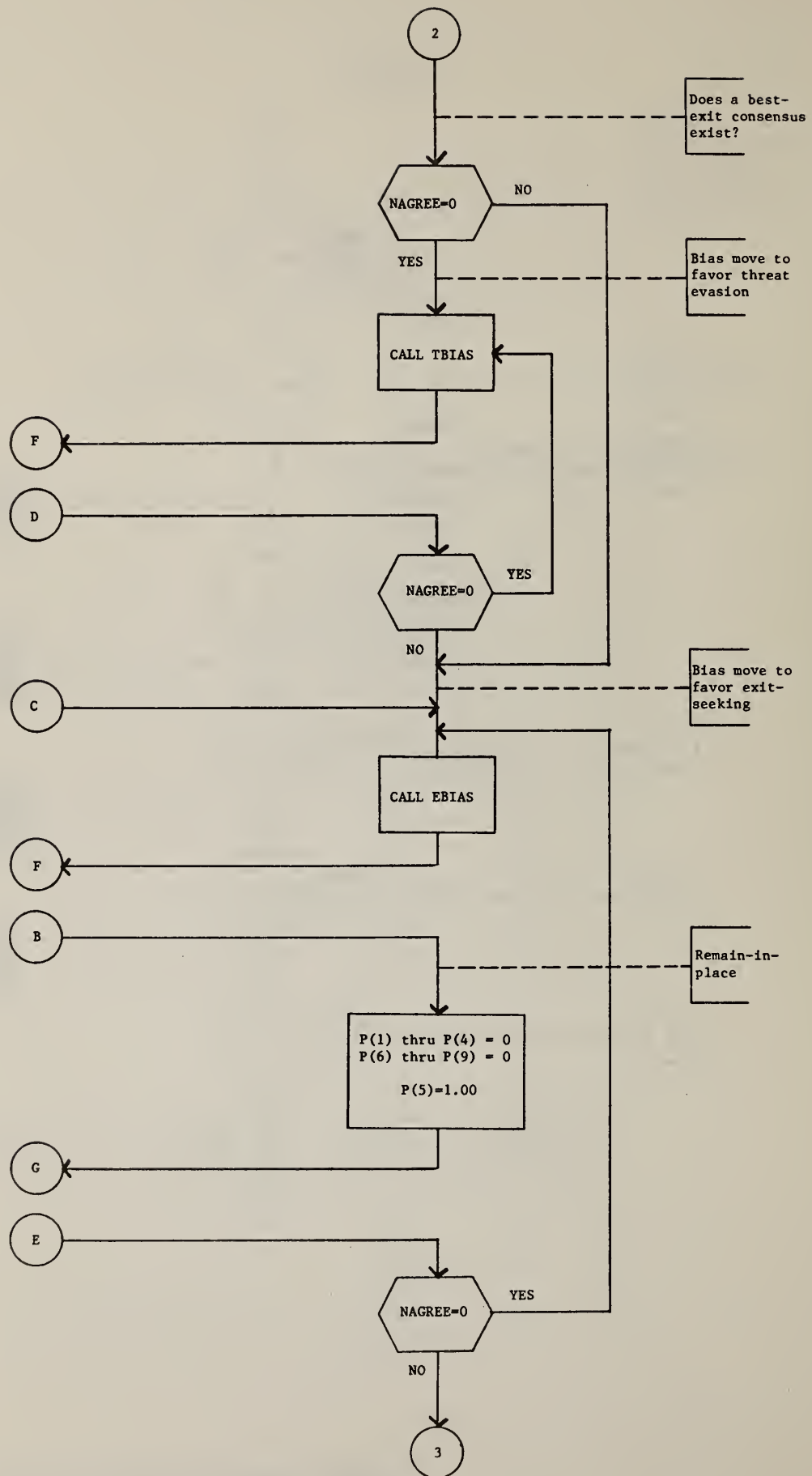
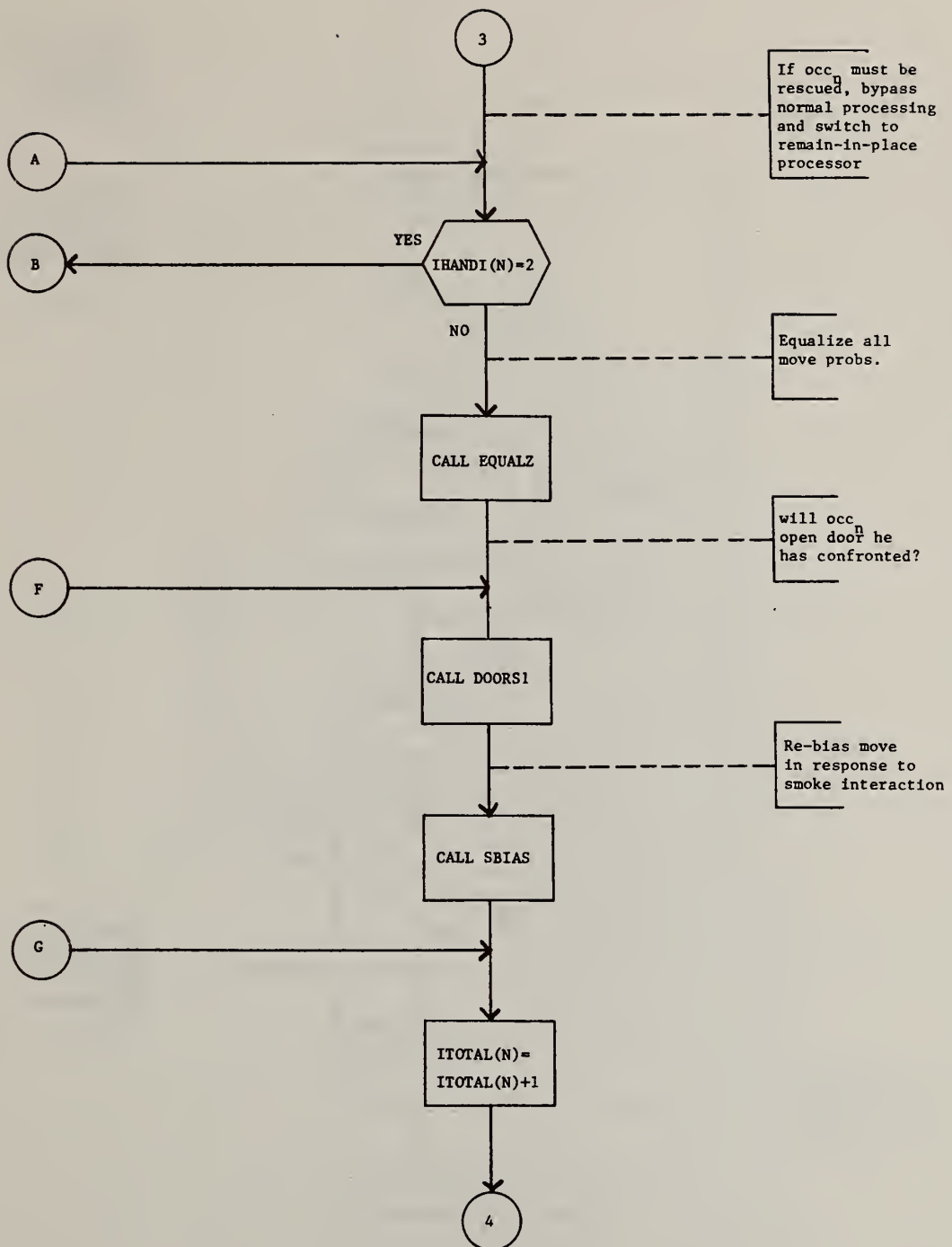
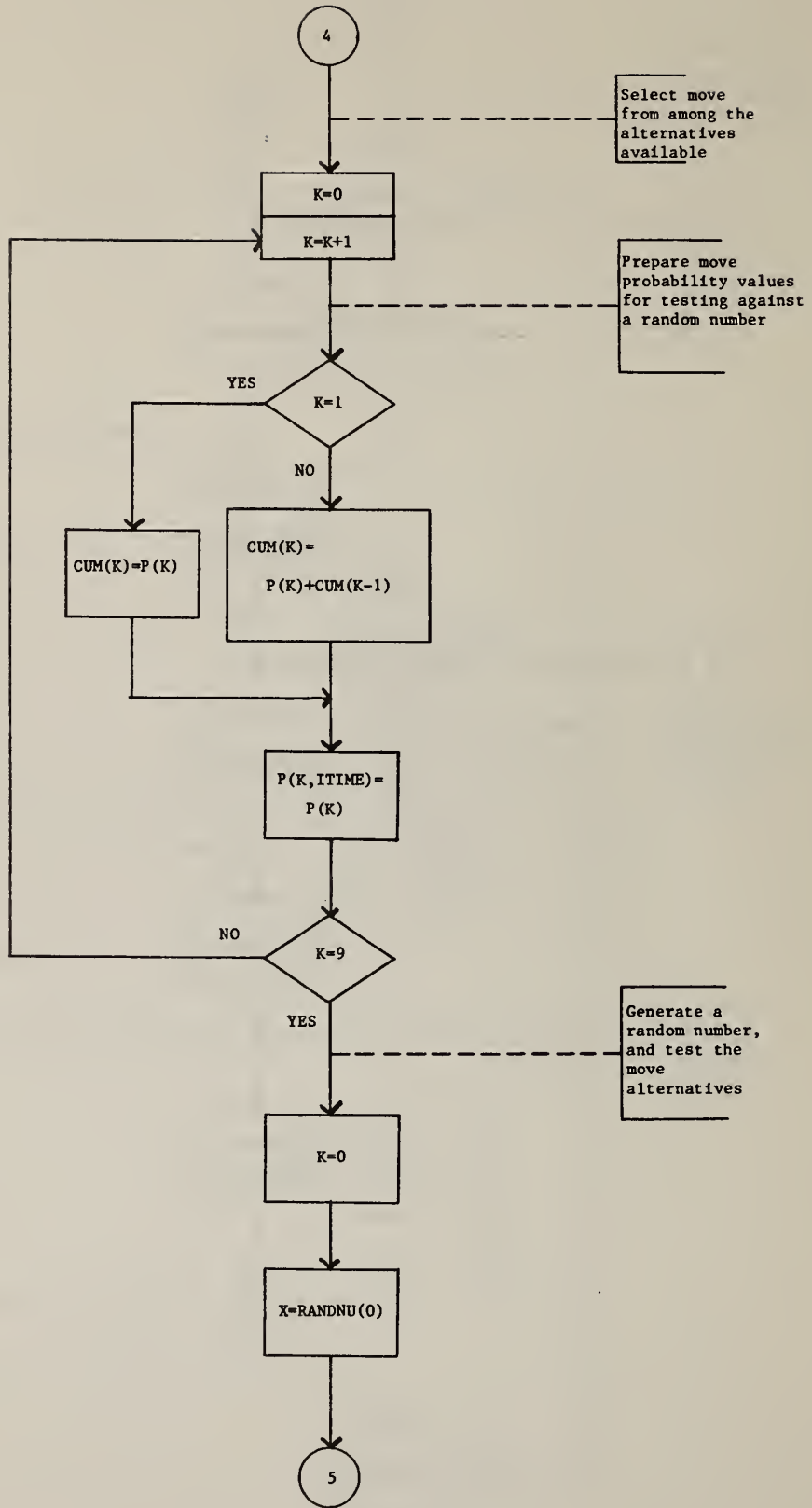


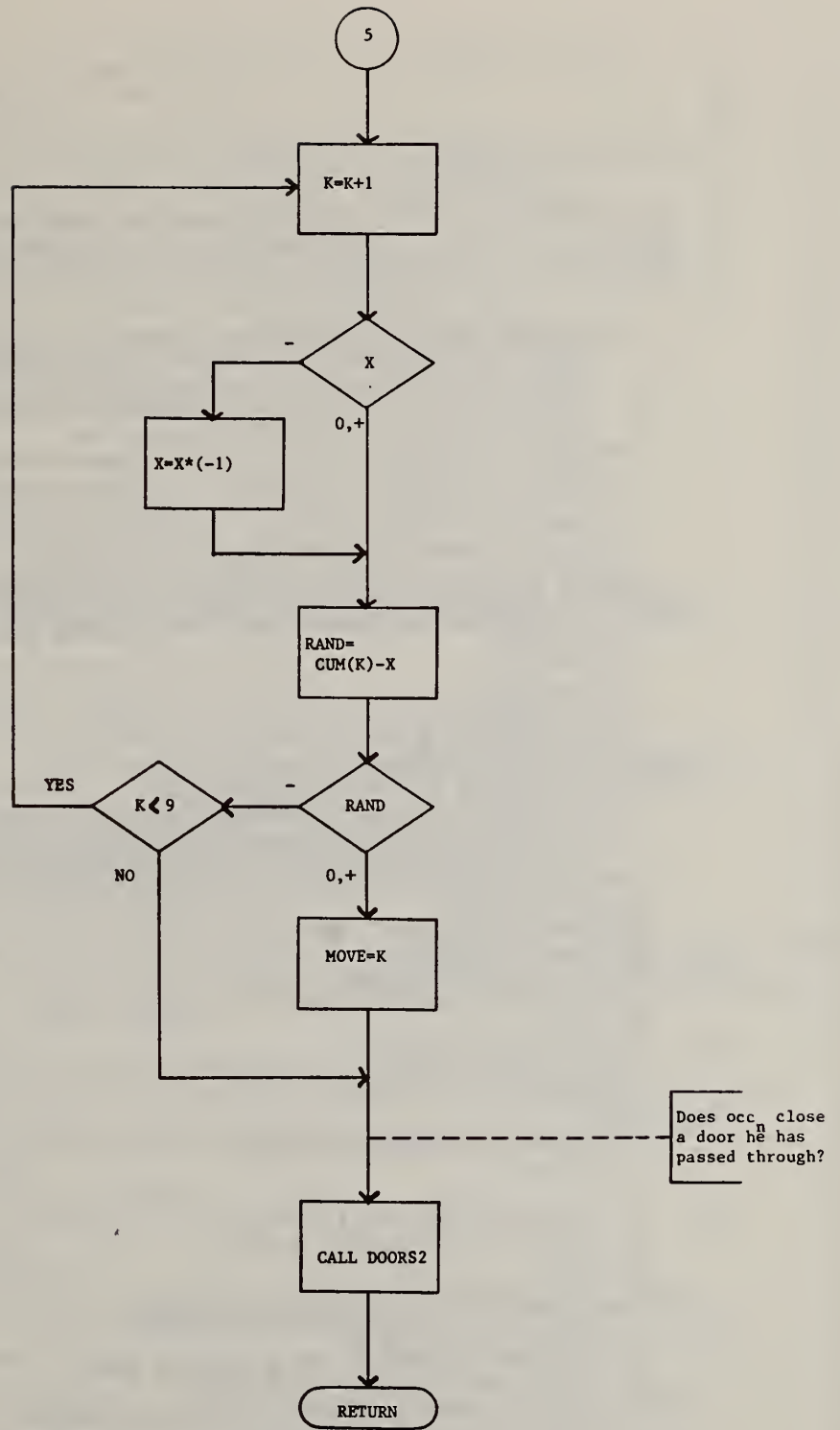
Figure 5.2 Flow Chart for Subroutine ASSIGN











```

1      C
2      C
3      C
4      C
5      C   SUBROUTINE ASSIGN
6      C
7      C   THE PURPOSE OF ASSIGN IS TO CONSIDER ALL FACTORS COMPRISING THE
8      C   OCCUPANT'S CURRENT PERCEPTION OF HIS SITUATION, AND THEN TO
9      C   SWITCH CONTROL FOR DECISION MAKING TO THE APPROPRIATE BIASING
10     C   ROUTINE.
11     C
12     SUBROUTINE ASSIGN (ITIME,NTHIS,IHANDI,INT,IBYSTD,IEVAL,
13     1   XO,YO,IBAR,TOTBAR,XT,YT,NAGREE,XE,YE,IAGREE,
14     2   IRAND,P,MOVE,XK,YK,K,L,IS,IGOALX,IGOALY,IENTER,
15     3   X,IDOOR,POPEN,ND,MDOOR,PCLOSE,NOEXP,LOWEXP,IHIEXP,ITOTAL,
16     4   ISMOKE,TSMOKE,ITOXIC,TOTIME,NHELP,PM)
17     DIMENSION IENTER(9),IBAR(20,75,2),IDOOR(30,4),POPEN(20),
18     1   PCLOSE(20),IAGREE(20),IGOALX(20,10,20),IGOALY(20,10,20)
19     DIMENSION NOEXP(20),LOWEXP(20),IHIEXP(20),ITOTAL(20),
20     1   ITOXIC(20),ISMOKE(100,100),NHELP(20),PM(9,100)
21     DIMENSION IHANDI(20),IBYSTD(20),P(9),CUM(9)
22     INTEGER XO(20),YO(20),XE(10),YE(10),XT,YT,TSMOKE(20),TOTIME
23     C DETERMINE WHETHER ITIME, THE CURRENT TIME FRAME, IS ODD OR EVEN...
24     C MOBILITY-IMPAIRED OCCUPANTS ONLY MOVE DURING ODD TIME FRAMES
25     TIME=ITIME
26     ATIME=TIME/2.
27     JTIME=ATIME
28     BTIME=JTIME
29     TEST=ATIME-BTIME
30     C DETERMINE MOVE PROBABILITY BIASING MODE
31     C DETERMINE IMPACT OF TOXIC ENVIRONMENT
32     CALL KTOXIC (ITIME,NTHIS,IHANDI,INT,IBYSTD,IEVAL,
33     1   XO,YO,IBAR,XT,YT,NAGREE,XE,YE,IAGREE,IRAND,P,MOVE,XK,
34     2   YK,K,L,IS,IGOALX,IGOALY,IENTER,X,IDOOR,POPEN,ND,MDOOR,
35     3   PCLOSE,NOEXP,LOWEXP,IHIEXP,ITOTAL,ISMOKE,TSMOKE,ITOXIC)
36     A=ITOXIC(NTHIS)
37     B=FLOAT(TOTIME)/3.
38     C=FLOAT(TOTIME)/2.
39     IF (A.GT.B) GO TO 300
40     NOEXP(NTHIS)=NOEXP(NTHIS)+1
41     GO TO 303
42     300  IF (A.GT.C)GO TO 301
43     LOWEXP(NTHIS)=LOWEXP(NTHIS)+1
44     GO TO 302
45     301  INT=1
46     IHIEXP(NTHIS)=IHIEXP(NTHIS)+1
47     GO TO 303
48     C
49     303  IF (IHANDI(NTHIS).EQ.1) GO TO 1
50     IF (IHANDI(NTHIS).EQ.2) GO TO 2
51     GO TO 11
52     1   IF (TEST.NE.0.) GO TO 2
53     C IS THE OCCUPANT IN AN INTERRUPTION MODE?
54     11  IF (INT.EQ.1) GO TO 2
55     C IS THE OCCUPANT CURRENTLY IN A HELPING MODE?
56     IF (NHELP(NTHIS).EQ.1) GO TO 504
57     C ASSESS THE OCCUPANT'S CURRENT STATUS EVALUATION
58     IF (IEVAL.EQ.1) GO TO 4
59     C IS THE THREAT LOCATION KNOWN TO THE OCCUPANT?
60     IF ((XT.EQ.0).AND.(YT.EQ.0)) GO TO 5

```

Table 5.2 Subroutine ASSIGN: FORTRAN Listing

```

61 C DOES A BEST-EXIT CONSENSUS EXIST (IF SO, NAGREE.NE.0)?
62 IF (NAGREE.EQ.0) GO TO 404
63 GO TO 504
64 C BIAS MOVE PROBABILITIES TO FAVOR THREAT EVASION
65 404 CALL TBIAS (ITIME,NTHIS,IHANDI,INT,IBYSTD,IEVAL,
66 1 XO,YO,IBAR,TOTBAR,XT,YT,NAGREE,XE,YE,IAGREE,
67 2 IRAND,P,MOVE,XK,YK,K,L,IS,IGOALX,IGOALY,IENTER)
68 GO TO 6
69 4 IF (NAGREE.EQ.0) GO TO 404
70 C BIAS MOVE PROBABILITIES TO FAVOR EXIT-SEEKING
71 504 CALL EBIAS (ITIME,NTHIS,IHANDI,INT,IBYSTD,IEVAL,
72 1 XO,YO,IBAR,TOTBAR,XT,YT,NAGREE,XE,YE,IAGREE,
73 2 IRAND,P,MOVE,XK,YK,K,L,IS,IGOALX,IGOALY,IENTER)
74 GO TO 6
75 C REMAIN-IN-PLACE OPTION ENFORCED
76 2 P(5)=1.0
77 DO 50 K=1,4
78 50 P(K)=0.0
79 DO 51 K=6,9
80 51 P(K)=0.0
81 GO TO 601
82 5 IF (NAGREE.NE.0) GO TO 504
83 C IF OCC(N) IS IMMOBILE AND MUST BE RESCUED, BYPASS STANDARD
84 C PROCESSING SEQUENCE, AND SWITCH CONTROL TO 'REMAIN-IN-PLACE'
85 C PROCESSOR:
86 302 IF (IHANDI(NTHIS).EQ.2) GO TO 2
87 C EQUALIZE ALL MOVE PROBABILITIES:
88 CALL EQUALZ (ITIME,NTHIS,IHANDI,INT,IBYSTD,IEVAL,
89 1 XO,YO,IBAR,TOTBAR,XT,YT,NAGREE,XE,YE,IAGREE,
90 2 IRAND,P,MOVE,XK,YK,K,L,IS,IGOALX,IGOALY,IENTER)
91 C DETERMINE WHETHER THE OCCUPANT WILL OPEN A DOOR HE HAS CONFRONTED
92 6 CALL DOORS1 (ITIME,NTHIS,IHANDI,INT,IBYSTD,IEVAL,
93 1 XO,YO,IBAR,TOTBAR,XT,YT,NAGREE,XE,YE,IAGREE,
94 2 IRAND,P,MOVE,XK,YK,K,L,IS,IGOALX,IGOALY,IENTER,
95 3 X,IDOOR,POPEN,ND,MDOOR,PCLOSE,NOEXP,LOWEXP,IHIEXP,
96 4 ITOTAL,ISMOKE,TSMOKE,IX)
97 C BIAS MOVE PROBABILITIES IN RESPONSE TO SMOKE INTERACTION
98 CALL SBIAS(ITIME,NTHIS,IHANDI,INIT,IBYSTD,IEVAL,XO,YO,IBAR,TOTBAR,
99 1 XT,YT,NAGREE,XE,YE,IAGREE,IRAND,P,MOVE,XK,YK,K,L,IS,IGOALX,
100 2 IGOALY,IENTER,X,IDOOR,POPEN,ND,MDOOR,PCLOSE,NOEXP,LOWEXP,IHIEXP,
101 3 ITOTAL,ISMOKE,TSMOKE)
102 601 CONTINUE
103 ITOTAL(NTHIS)=ITOTAL(NTHIS)+1
104 C THE OCCUPANT SELECTS A MOVE FROM AMONG THE ALTERNATIVES AVAILABLE
105 DO 100 K=1,9
106 C PREPARE ALTERNATIVE MOVE PROBABILITY VALUES FOR TESTING AGAINST A
107 C RANDOM NUMBER
108 IF (K.EQ.1) GO TO 200
109 CUM(K)=P(K)+CUM(K-1)
110 GO TO 100
111 200 CUM(K)=P(K)
112 100 PM(K,ITIME)=P(K)
113 C GENERATE A RANDOM NUMBER, X, AND TEST THE MOVE ALTERNATIVES
114 K=0
115 X=RANDNU(0)
116 7 K=K+1
117 IF (X) 71,72,72
118 71 X=X*(-1)
119 72 RAND=CUM(K)-X
120 IF (RAND) 52,53,53

```

```

121      53      MOVE=K
122          GO TO 8
123      52      IF (K.LT.9) GO TO 7
124      C      DETERMINE WHETHER THE OCCUPANT CLOSES A DOOR JUST PASSED THROUGH
125      C      (IF IN FACT HE HAS JUST DONE SO!)
126      8      CALL DOORS2(ITIME,NTHIS,IHANDI,INT,IBYSTD,IEVAL,
127          1      XO,YO,IBAR,TOTBAR,XT,YT,NAGREE,XE,YE,IAGREE,
128          2      IRAND,P,MOVE,XK,YK,K,L,ISIGOALX,IGOALY,IENTER,
129          3      X,IDOOR,POPEN,ND,MDOOR,PCLOSE,NOEXP,LOWEXP,IHIEXP,
130          4      ITOTAL,ISMOKE,TSMOKE,IX)
131      12      RETURN
132          END

```

6.0 SUMMARY

Recent modifications and enhancements of the BFIRES computer program are discussed and are presented as companion material to an earlier documentation of BFIRES/VERSION 1. Several shortcomings of BFIRES I are addressed. Chief among these are BFIRES I's inability to simulate either rescue activities or direct interactions between occupants and the toxic environment. The report documents new subroutines designed to mitigate these shortcomings. The routines are clustered into two modules new to BFIRES/VERSION 2: a "smoke" module and a "rescue" module. Additional improvements to the original BFIRES program involve clearer data file management and input facilities, and expanded output capabilities. Finally, BFIRES I routines requiring modification for operation within the BFIRES II environment are discussed.

7.0 REFERENCES

1. Archea, J. The Evacuation of Non-Ambulatory Patients from Hospital and Nursing Home Fires: A Framework for a Model. Washington, D.C.: U.S. Dept. of Commerce, National Bureau of Standards, NBSIR 79-1906, 1979.
2. Berl, W.G. and Halpin, B.M. Human Fatalities from Unwanted Fires. Laurel, Md.: The Johns Hopkins University Applied Physics Laboratory, APL/JHU FFP TR37, December 1978.
3. Phillips, A.W. The Physiological and Psychological Effects of Fires in High-rise Buildings. Factory Mutual Record, May-June 1973, 8-10.
4. Stahl, F.I. Final Report on the BFIRE/VERSION 1 Computer Simulation of Emergency Egress Behavior During Fires: Calibration and Analysis. Washington, D.C.: U.S. Dept. of Commerce, National Bureau of Standards, NBSIR 79-1713, 1979.

APPENDIX A. BFIRES LISTING

This appendix contains FORTRAN listings of all BFIRES subroutines not specifically covered by this report. Documentary material for these subroutines are provided in the earlier report on BFIRES/VERSION I (Stahl, 1979).

```

1      SUBROUTINE AGREE (NTHIS,NUMOCC,IHANDI,KNOWAY,KOCC,
2      1  NHANDI,NKNOW,NAGREE,IAGREE)
3      DIMENSION KNOWAY(20),IAGREE(20)
4      KONE=0
5      KTWO=0
6      KZERO=0
7      DO 50 I=1,NUMOCC
8      IF (KNOWAY(I).EQ.1) GO TO 51
9      IF (KNOWAY(I).EQ.2) GO TO 52
10     IF (KNOWAY(I).EQ.0) GO TO 53
11     GO TO 50
12     51  KONE=KONE+1
13     GO TO 50
14     52  KTWO=KTWO+1
15     GO TO 50
16     53  KZERO=KZERO+1
17     50  CONTINUE
18     ONE=KONE
19     TWO=KTWO
20     ZERO=KZERO
21     SUM=ONE+TWO+ZERO
22     PSUM=.60*SUM
23     IF ((ONE.GE.PSUM).OR.(TWO.GE.PSUM)) GO TO 1
24     NAGREE=0
25     IAGREE(NTHIS)=0
26     GO TO 2
27     1   NAGREE=1
28     IF (ONE.GE.PSUM) GO TO 3
29     IAGREE(NTHIS)=2
30     GO TO 2
31     3   IAGREE(NTHIS)=1
32     2   RETURN
33     END

```

```

1      SUBROUTINE OTHERS (NTHIS,NUMOCC,IHANDI,KNOWAY,KOCC,NHANDI,
2      1  NKNOW)
3      DIMENSION IHANDI(20),KNOWAY(20)
4      NKNOW=0
5      NHANDI=0
6      IF (NUMOCC.GT.1) GO TO 1
7      KOCC=0
8      GO TO 999
9      1   KOCC=1
10     DO 50 I=1,NUMOCC
11     IF (I.EQ.NTHIS) GO TO 50
12     IF (IHANDI(I).EQ.1) GO TO 51
13     GO TO 50
14     51  NHANDI=NHANDI+1
15     50  CONTINUE
16     DO 60 I=1,NUMOCC
17     IF (I.EQ.NTHIS) GO TO 60
18     IF (KNOWAY(I).GT.0) GO TO 61
19     GO TO 60
20     61  NKNOW=NKNOW+1
21     60  CONTINUE
22     999 RETURN
23     END

```

```

1      SUBROUTINE GROUP (NTHIS,NUMOCC,IHANDI,KNOWAY,KOCC,NHANDI,
2      1  NKNOW,NAGREE,IAGREE)
3      DIMENSION KNOWAY(20),IHANDI(20),IAGREE(20)
4      CALL OTHERS (NTHIS,NUMOCC,IHANDI,KNOWAY,KOCC,NHANDI,NKNOW)
5      IF (KNOWAY(NTHIS).GT.0) GO TO 1
6      IF (KOCC.EQ.0) GO TO 999
7      GO TO 2
8      1   IF (KOCC.EQ.0) GO TO 999
9      IF (NKNOW.EQ.0) GO TO 999
10     2   CALL AGREE (NTHIS,NUMOCC,IHANDI,KNOWAY,KOCC,NHANDI,
11     1  NKNOW,NAGREE,IAGREE)
12     999 RETURN
13     END

```

```

1      SUBROUTINE EQUALZ(ITIME,NTHIS,IHANDI,INT,IBYSTD,IEVAL,
2      1  XO,YO,IBAR,TOTBAR,XT,YT,NAGREE,XE,YE,IAGREE,
3      2  IRAND,P,MOVE,XK,YK,K,L,IS,IGOALX,IGOALY,IENTER)
4      C
5      C: ^EQUALZ^ (EQUALIZE) CAUSES THE PROBABILITY VALUES OF THE
6      C: VARIOUS POSSIBLE MOVES TO BE SET EQUAL TO EACH OTHER, RESULTING IN
7      C: NO BIASING EFFECT:
8      C
9      INTEGER XO(20),YO(20),XK,YK
10     DIMENSION IMPOSS (9), P (9)
11     NUMPOS=0
12     DO 1 K=1,9
13     CALL KPOSS (ITIME,NTHIS,IHANDI,INT,IBYSTD,IEVAL,
14     1  XO,YO,IBAR,TOTBAR,XT,YT,NAGREE,XE,YE,IAGREE,
15     2  IRAND,P,MOVE,XK,YK,K,L,IS,IGOALX,IGOALY,IENTER)
16     IF (L.EQ.1) GO TO 2
17     GO TO 3
18     2  NUMPOS=NUMPOS+1
19     IMPOSS(K)=0
20     GO TO 1
21     3  IMPOSS(K)=1
22     1  CONTINUE
23     DO 4 K=1,9
24     IF (IMPOSS(K).EQ.1) GO TO 5
25     P(K)=1.0/FLOAT(NUMPOS)
26     GO TO 4
27     5  P(K)=0.0
28     4  CONTINUE
29     RETURN
30     END

```

```

1      SUBROUTINE TBIAS (ITIME,NTHIS,IHANDI,INT,IBYSTD,IEVAL,
2      1  XO,YO,IBAR,TOTBAR,XT,YT,NAGREE,XE,YE,IAGREE,
3      1  IRAND,P,MOVE,XK,YK,K,L,IS,IGOALX,IGOALY,IENTER)
4      C
5      C: ^TBIAS^ (THREAT-BIAS) CAUSES THE PROBABILITY VALUES OF THE
6      C: VARIOUS MOVES TO BE ADJUSTED SO AS TO BIAS TOWARD THREAT-
7      C: REDUCTION (I.E., BIASING TOWARD INCREASING THE
8      C: DISTANCE BETWEEN OCC(NTHIS) AND THE THREAT POINT):
9      C
10     INTEGER XD(20),YO(20),XT,YT,XK,YK
11     DIMENSION M(9),DIST(9),P(9)
12     TOTDST=0.
13     C
14     C: FOR EACH POSSIBLE MOVE, COMPUTE DISTANCE TO THREAT POINT:
15     C
16     DO 10 K=1,9
17     CALL KPOSS (ITIME,NTHIS,IHANDI,INT,IBYSTD,IEVAL,
18     1  XO,YO,IBAR,TOTBAR,XT,YT,NAGREE,XE,YE,IAGREE,
19     2  IRAND,P,MOVE,XK,YK,K,L,IS,IGOALX,IGOALY,IENTER)
20     IF (L.EQ.1) GO TO 1
21     M(K)=1
22     GO TO 10
23     1  M(K)=0
24     DIST(K)=SQRT(FLOAT((XT-XK)**2+(YT-YK)**2))
25     TOTDST=TOTDST+DIST(K)
26     10  CONTINUE
27     C
28     C: FOR EACH POSSIBLE MOVE, COMPUTE THE MOVE-PROB., P(K):
29     C
30     DO 15 K=1,9
31     IF (M(K).EQ.0) GO TO 2
32     P(K)=0.
33     GO TO 15
34     2  P(K)=DIST(K)/TOTDST
35     15  CONTINUE
36     RETURN
37     END

```

```

1      SUBROUTINE ERIAS(ITIME,NTHIS,IHANDI,INT,IBYSTD,IEVAL,
2      1  XO,YO,IBAR,TOTBAR,XT,YT,NAGREE,XE,YE,IAGREE,
3      2  IRAND,P,MOVE,XK,YK,K,L,IS,IGOALX,IGOALY,IENTER)
4      C
5      C: THE DISTANCE BETWEEN OCC(NTHIS) AND THE AGREED:UPON EXIT:
6      C
7      INTEGER XO(20),YO(20),XE(10),YE(10),XK,YK
8      DIMENSION M(9),DIST(9),A(9),P(9),IAGREE(20)
9      DIMENSION IGOALX(20,10,20),IGOALY(20,10,20)
10     TOTDST=0.
11     SUMA=0.
12     ITEMP=IAGREE(NTHIS)
13     C
14     C: FOR EACH POSSIBLE MOVE, COMPUTE THE DISTANCE TO THE
15     C: AGREED-UPON EXIT:
16     C
17     DO 10 K=1,9
18     CALL KPOSS (ITIME,NTHIS,IHANDI,INT,IBYSTD,IEVAL,
19     1  XO,YO,IBAR,TOTBAR,XT,YT,NAGREE,XE,YE,IAGREE,
20     2  IRAND,P,MOVE,XK,YK,K,L,IS,IGOALX,IGOALY,IENTER)
21     IF (L.EQ.1) GO TO 1
22     M(K)=1
23     GO TO 10
24     1  M(K)=0
25     DIST(K)=SQRT(FLOAT((IGOALX(IS,ITEMP,NTHIS)-XK)**2+
26     1  (IGOALY(IS,ITEMP,NTHIS)-YK)**2))
27     TOTDST=TOTDST+DIST(K)
28     10  CONTINUE
29     C
30     C: FOR EACH POSSIBLE MOVE, COMPUTE MOVE-PROB. VALUES, P(K).
31     C: IF DIST(K)=0.0, MOVE K IS SELECTED, IF DIST(K)=0.0 FOR
32     C: MORE THAN ONE MOVE ALTERNATIVE, THEN THE MOVE-PROBS. FOR
33     C: THESE ARE EQUALIZED:
34     C
35     DO 15 K=1,9
36     IF (M(K).EQ.1) GO TO 15
37     IF (DIST(K).EQ.0.) GO TO 15
38     A(K)=TOTDST/DIST(K)
39     SUMA=SUMA+A(K)
40     15  CONTINUE
41     C
42     K=0
43     2  K=K+1
44     IF (M(K).EQ.1) GO TO 3
45     IF (DIST(K).EQ.0.) GO TO 5
46     P(K)=A(K)/SUMA
47     GO TO 4
48     3  P(K)=0.
49     4  IF (K.LT.9) GO TO 2
50     RETURN
51     5  ZERO=0.
52     DO 20 K=1,9
53     IF(M(K).EQ.1) GO TO 20
54     IF (DIST (K).EQ.0.) GO TO 6
55     GO TO 20
56     6  ZERO=ZERO+1.
57     20  CONTINUE
58     DO 25 K=1,9
59     IF (M(K).EQ.1) GO TO 707
60     IF (DIST(K).EQ.0.) GO TO 7
61     707 P(K)=0.0
62     GO TO 25
63     7  P(K)=1./ZERO
64     25  CONTINUE
65     RETURN
66     END

```

```

1      SUBROUTINE KPOSS (ITIME,NTHIS,IHANDI,INT,IBYSTD,IEVAL,
2      1  XO,YO,IBAR,TOTBAR,XT,YT,NAGREE,XE,YE,IAGREE,IRAND,
3      2  P,MOVE,XK,YK,K,L,IS,IGOALX,IGOALY,IENTER)
4      DIMENSION IBAR (20,75,2),IENTER(9)
5      INTEGER XO(20),YO(20),XK,YK,TOTBAR
6      CALL KTOXY (ITIME,NTHIS,IHANDI,INT,IBYSTD,IEVAL,
7      1  XO,YO,IBAR,TOTBAR,XT,YT,NAGREE,XE,YE,IAGREE,IRAND,
8      2  P,MOVE,XK,YK,K)
9      ICROSS=(XO(NTHIS)+XK)/2
10     JCROSS=(YO(NTHIS)+YK)/2
11     I=0
12     J=1
13     1  I=I+1
14     IF (I.GT.TOTBAR) GO TO 5
15     IF (IBAR(IS,I,J).EQ.ICROSS) GO TO 2
16     GO TO 1
17     2  J=J+1
18     IF (IBAR(IS,I,J).EQ.JCROSS) GO TO 4
19     J=J-1
20     GO TO 1
21     4  CONTINUE
22     L=0
23     GO TO 6
24     5  L=1
25     IF (IENTER(K).EQ.0) GO TO 4
26     6  CONTINUE
27     RETURN
28     END

```

```

1      SUBROUTINE JAMMED (ITIME,NTHIS,IHANDI,INT,IBYSTD,IEVAL,
2      1  XO,YO,IBAR,TOTBAR,XT,YT,NAGREE,XE,YE,IAGREE,IRAND,
3      2  P,MOVE,XK,YK,K,IALLOW,NUMOCC,IENTER)
4      INTEGER XO(20),YO(20),XK,YK,XE(10),YE(10)
5      DIMENSION JAM(9),IENTER(9)
6      DO 100 K=1,9
7      CALL KTOXY (ITIME,NTHIS,IHANDI,INT,IBYSTD,IEVAL,
8      1  XO,YO,IBAR,TOTBAR,XT,YT,NAGREE,XE,YE,IAGREE,IRAND,
9      2  P,MOVE,XK,YK,K)
10     JAM(K)=0
11     DO 200 N=1,NUMOCC
12     IF (N.EQ.NTHIS) GO TO 200
13     IF ((XO(N).EQ.XK).AND.(YO(N).EQ.YK)) GO TO 1
14     GO TO 200
15     1  JAM(K)=JAM(K)+1
16     200 CONTINUE
17     IF ((XK.EQ.XE(1)).AND.(YK.EQ.YE(1))) GO TO 2
18     IF (JAM(K).LT.IALLOW) GO TO 2
19     GO TO 3
20     2  IENTER(K)=1
21     GO TO 100
22     3  IENTER(K)=0
23     100 CONTINUE
24     RETURN
25     END

```

```

1      SUBROUTINE KTOXY(ITIME,NTHIS,IHANDI,INT,IBYSTD,IEVAL,
2      1  XO,YO,IBAR,TOTBAR,XT,YT,NAGREE,XE,YE,IAGREE,IRAND,
3      2  P,MOVE,XK,YK,K)
4      INTEGER XO(20),YO(20),XK,YK
5      GO TO (1,2,3,4,5,6,7,8,9),K
6      1  XK=XO(NTHIS)-2
7      YK=YO(NTHIS)-2
8      GO TO 10
9      2  XK=XO(NTHIS)-2
10     YK=YO(NTHIS)
11     GO TO 10
12     3  XK=XO(NTHIS)-2
13     YK=YO(NTHIS)+2
14     GO TO 10
15     4  XK=XO(NTHIS)
16     YK=YO(NTHIS)-2
17     GO TO 10
18     5  XK=XO(NTHIS)
19     YK=YO(NTHIS)
20     GO TO 10
21     6  XK=XO(NTHIS)
22     YK=YO(NTHIS)+2
23     GO TO 10
24     7  XK=XO(NTHIS)+2
25     YK=YO(NTHIS)-2
26     GO TO 10
27     8  XK=XO(NTHIS)+2
28     YK=YO(NTHIS)
29     GO TO 10
30     9  XK=XO(NTHIS)+2
31     YK=YO(NTHIS)+2
32     10  RETURN
33     END

```

```

1      SUBROUTINE DOORS1 (ITIME,NTHIS,IHANDI,INT,IBYSTD,IEVAL,
2      1  XO,YO,IBAR,TOTBAR,XT,YT,NAGREE,XE,YE,IAGREE,
3      2  IRAND,P,MOVE,XK,YK,K,L,IS,IGOALX,IGOALY,IENTER,
4      3  X,IDOOR,POPEN,ND,MDOOR,PCLOSE,NOEXP,LOWEXP,IHIEXP,
5      4  ITOTAL,ISMOKE,TSMOKE,IX)
6      DIMENSION P(9),IDOOR(30,4),POPEN(20)
7      INTEGER XO(20),YO(20),XK,YK,TOTBAR
8      C
9      C: DETERMINE WHETHER OCC(I) ENCOUNTERS A DOOR:
10     C
11     K=0
12     5  K=K+1
13     CALL KTOXY (ITIME,NTHIS,IHANDI,INT,IBYSTD,IEVAL,
14     1  XO,YO,IBAR,TOTBAR,XT,YT,NAGREE,XE,YE,IAGREE,
15     2  IRAND,P,MOVE,XK,YK,K)
16     ICROSS=(XO(NTHIS)+XK)/2
17     JCROSS=(YO(NTHIS)+YK)/2
18     I=0
19     J=0
20     J=1
21     3  I=I+1
22     IF (I.GT.ND) GO TO 1
23     IF (IDOOR(I,J).EQ.ICROSS) GO TO 2
24     GO TO 3
25     2  J=J+1
26     IF (IDOOR(I,J).EQ.JCROSS) GO TO 4
27     J=J-1
28     GO TO 3
29     1  MDOOR=0
30     IF (K.EQ.9) GO TO 999
31     GO TO 5

```

```

32      C
33      C: DOOR IS ENCOUNTERED:
34      C
35      4      IX=I
36      MDOOR=K
37      C
38      C: IF DOOR IS ALREADY OPEN, RETURN:
39      C
40      IF (IDOOR(I,4).EQ.1) GO TO 999
41      X=RANDNU(0)
42      IF (X) 55,56,56
43      55      X=X*(-1)
44      56      IF (X.LT.POPEN(NTHIS)) GO TO 6
45      C
46      C: OCC(I) OPENS CLOSED DOOR:
47      C
48      IDOOR(I,4)=1
49      RETURN
50      C
51      C: OCC(I) LEAVES DOOR CLOSED:
52      C
53      6      P(MDOOR)=0.0
54      C
55      C: OCC(I) CHOSSES TO LEAVE DOOR CLOSED:
56      C: REDISTRIBUTE MOVE PROBABILITIES:
57      C
58      K=0
59      SUM=0.0
60      NPOSS=0
61      7      K=K+1
62      IF (K.GT.9) GO TO 9
63      CALL KPOSS (ITIME,NTHIS,IHANDI,INT,IBYSTD,IEVAL,
64      1      XO,YO,IBAR,TOTBAR,XT,YT,NAGREE,XE,YE,IAGREE,
65      2      IRAND,P,MOVE,XK,YK,K,L,IS,IGOALX,IGOALY,IENTER)
66      IF (L.EQ.1) GO TO 8
67      GO TO 7
68      8      NPOSS=NPOSS+1
69      SUM=SUM+P(K)
70      GO TO 7
71      9      DIFF=1.0-SUM
72      SHARE=DIFF/FLOAT(NPOSS)
73      DO 25 K=1,9
74      CALL KPOSS (ITIME,NTHIS,IHANDI,INT,IBYSTD,IEVAL,
75      1      XO,YO,IBAR,TOTBAR,XT,YT,NAGREE,XE,YE,IAGREE,
76      2      IRAND,P,MOVE,XK,YK,K,L,IS,IGOALX,IGOALY,IENTER)
77      IF (L.EQ.1) GO TO 10
78      GO TO 25
79      10      P(K)=P(K)+SHARE
80      25      CONTINUE
81      999      RETURN
82      END

```

```

1      SUBROUTINE DOORS2 (ITIME,NTHIS,IHANDI,INT,IBYSTD,IEVAL,
2      1      XO,YO,IBAR,TOTBAR,XT,YT,NAGREE,XE,YE,IAGREE,
3      2      IRAND,P,MOVE,XK,YK,K,L,IS,IGOALX,IGOALY,IENTER,
4      3      X,IDOOR,POPEN,ND,MDOOR,PCLOSE,NOEXP,LOWEXP,IHIEXP,
5      4      ITOTAL,ISMOKE,TSMOKE,IX)
6      DIMENSION IDOOR(30,4),PCLOSE(20)
7      C
8      C: DETERMINE WHETHER OCC(I) CLOSES (A MANUAL) DOOR BEHIND HIM:
9      C
10     IF (MDOOR.EQ.0) RETURN
11     IF (MOVE.EQ.MDOOR) GO TO 1
12     RETURN
13     1      IF (IDOOR(IX,3).EQ.0) GO TO 2
14     RETURN
15     2      X=RANDNU(0)
16     IF (X) 55,56,56
17     55     X=X*(-1)
18     56     IF (X.LT.PCLOSE(NTHIS)) RETURN
19     IDOOR(IX,4)=0
20     RETURN
21     END

```

```

1      SUBROUTINE EVAL8 (XO,YO,XT,YT,XE,YE,NTHIS,
2      1  IAGREE,ITIME,IEVAL,PTDIST,TDIST,PEDIST,
3      1  EDIST,IS,IGOALX,IGOALY)
4      INTEGER XO(20),YO(20),XE(10),YE(10),XT,YT
5      DIMENSION PTDIST(20),IGOALX(20,10,20),IGOALY(20,10,20)
6      DIMENSION PEDIST(20),IAGREE(20)
7      ITEMP=IAGREE(NTHIS)
8      IF ((XT.GT.0).AND.(YT.GT.0)) GO TO 1
9      IF (ITEMP.GT.0) GO TO 2
10     GO TO 6
11     1  TDIST=SQRT(FLOAT((XO(NTHIS)-XT)**2+
12     1  (YO(NTHIS)-YT)**2))
13     IF (ITIME.GT.1) GO TO 50
14     PTDIST(NTHIS)=TDIST
15     50  TCHANG=TDIST-PTDIST(NTHIS)
16     IF (ITEMP.GT.0) GO TO 2
17     IF (TCHANG.GE.0.) GO TO 5
18     GO TO 6
19     2  EDIST=SQRT(FLOAT((XO(NTHIS)-IGOALX(IS,ITEMP,NTHIS))**2
20     1  +(YO(NTHIS)-IGOALY(IS,ITEMP,NTHIS))**2))
21     IF (ITIME.GT.1) GO TO 55
22     PEDIST(NTHIS)=EDIST
23     55  ECHANG=EDIST-PEDIST(NTHIS)
24     IF ((XT.GT.0).AND.(YT.GT.0)) GO TO 3
25     IF (ECHANG.LE.0.) GO TO 5
26     GO TO 6
27     3  IF ((TCHANG.GE.0.)AND.(ECHANG.LE.0.)) GO TO 5
28     GO TO 6
29     5  IEVAL=1
30     GO TO 7
31     6  IEVAL=0
32     7  PTDIST(NTHIS)=TDIST
33     PEDIST(NTHIS)=EDIST
34     RETURN
35     END

```

```

1      SUBROUTINE EVAL20 (MXTIME,MK,XO,YO,XE,YE,NTHIS,IAGREE,
2      1  ITIME,C,IEVAL,TOTIME,XT,YT)
3      INTEGER XO(20),YO(20),XE(10),YE(10),XT,YT,TOTIME
4      DIMENSION IAGREE(20)
5      ITEMP=IAGREE(NTHIS)
6      IF (ITEMP.EQ.0) GO TO 5
7      TEST=SQRT(FLOAT((XO(NTHIS)-XE(ITEMP))**2+
8      1  (YO(NTHIS)-YE(ITEMP))**2))
9      5  CONTINUE
10     IF ((XT.GT.0).AND.(YT.GT.0)) GO TO 10
11     IF (ITEMP.GT.0) GO TO 20
12     GO TO 50
13     10  IF (ITEMP.GT.0) GO TO 20
14     GO TO 30
15     C: ESCAPE-PENALTY:
16     20  IF (ITIME.LE.MXTIME) GO TO 21
17     TIME=ITIME
18     TTIME=TOTIME
19     TDIST=TTIME-TIME
20     GO TO 22
21     21  TDIST=TTIME-(FLOAT(MXTIME))
22     22  IF (TEST.LE.TDIST) GO TO 51
23     GO TO 50
24     C: THREAT-EVASION PENALTY:
25     30  QTEST=SQRT(FLOAT((XO(NTHIS)-XT)**2+
26     1  (YO(NTHIS)-YT)**2))
27     IF (ITIME.LE.MXTIME) GO TO 31
28     TIME=ITIME
29     TDIST=TIME
30     GO TO 32
31     31  TDIST=0.0
32     32  IF (QTEST.GE.TDIST) GO TO 51
33     50  IEVAL=0
34     RETURN
35     51  IEVAL=1
36     RETURN
37     END

```



```

1      SUBROUTINE INTRPT (ITIME,NTHIS,IHANDI,INT,IBYSTD,IEVAL,
2      1  XO,YO,IBAR,TOTBAR,XT,YT,NAGREE,XE,YE,IAGREE,
3      2  IRAND,P,MOVE,XK,YK,K,L,IS,IGOALX,IGOALY,IENTER,
4      3  X,INTLIM,INTR,INTNUM,PI2,PIO)
5      DIMENSION INTNUM(20),INTLIM(20)
6      DIMENSION INTR(20)
7      IF (INTR(NTHIS).EQ.1) GO TO 1
8      IF (INTNUM(NTHIS).LE.INTLIM(NTHIS)) GO TO 2
9      INT=0
10     RETURN
11     1  INT=2
12     RETURN
13     2  X=RANDNU(0)
14     IF (X) 5,6,6
15     5  X=X*(-1)
16     6  CONTINUE
17     IF (X.LT.PI2) GO TO 3
18     IF (X.LT.PIO) GO TO 4
19     INT=1
20     INTNUM(NTHIS)=INTNUM(NTHIS)+1
21     RETURN
22     3  INTNUM(NTHIS)=INTNUM(NTHIS)+1
23     INTR(NTHIS)=1
24     INT=2
25     RETURN
26     4  INT=0
27     RETURN
28     END

```

```

1      SUBROUTINE BACKUP (IBACK,XO,YO,INITXO,INITYO,XOB,YOB,
2      1  ITIME,NTHIS,NEWXO,NEWYO,INTR,JTIME)
3      DIMENSION IBACK(20),INITXO(20),
4      1  INITYO(20),JTIME(20),INTR(20)
5      INTEGER XOB(20,100),YOB(20,100),XO(20),YO(20)
6      IF (IBACK(NTHIS).EQ.0) GO TO 1
7      IF ((XO(NTHIS).EQ.INITXO(NTHIS)).AND.
8      1  (YO(NTHIS).EQ.INITYO(NTHIS))) GO TO 3
9      1  IBACK(NTHIS)=IBACK(NTHIS)+1
10     IF (IBACK(NTHIS).EQ.1) GO TO 2
11     JTIME(NTHIS)=JTIME(NTHIS)-1
12     GO TO 4
13     2  IF (ITIME.GT.1) GO TO 21
14     JTIME(NTHIS)=1
15     GO TO 4
16     21  JTIME(NTHIS)=ITIME-1
17     4  KTIME=JTIME(NTHIS)
18     NEWXO=XOB(NTHIS,KTIME)
19     NEWYO=YOB(NTHIS,KTIME)
20     RETURN
21     3  INTR(NTHIS)=0
22     IBACK(NTHIS)=0
23     RETURN
24     END

```

```

1      SUBROUTINE NEWXY (ITIME,NTHIS,IHANDI,INT,IBYSTD,IEVAL,
2      1  XO,YO,IBAR,TOTBAR,XT,YT,NAGREE,XE,YE,IAGREE,
3      2  IRAND,P,MOVE,XK,YK,K,NEWXO,NEWYO)
4      INTEGER XK,YK
5      CALL KTOXY (ITIME,NTHIS,IHANDI,INT,IBYSTD,IEVAL,
6      1  XO,YO,IBAR,TOTBAR,XT,YT,NAGREE,XE,YE,IAGREE,
7      2  IRAND,P,MOVE,XK,YK,K)
8      NEWXO=XK
9      NEWYO=YK
10     RETURN
11     END

```

```

1      SUBROUTINE UPDATE (XO,YO,NTHIS,NEWXO,NEWYO)
2      INTEGER XO(20),YO(20)
3      XO(NTHIS)=NEWXO
4      YO(NTHIS)=NEWYO
5      RETURN
6      END

```

```

1      C
2      C
3      C
4      C
5      C
6      C  SUBROUTINE XSCORE
7      C
8      C  THE PURPOSE OF XSCORE IS TO COMPUTE EACH OCCUPANT'S ESCAPE SCORE FOR THE
9      C  ENTIRE EVENT, I.E., SCORE=(TOTAL TIME AVAILABLE - CURRENT TIME FRAME)
10     C  DIVIDED BY THE TOTAL TIME AVAILABLE
11     C

```

```

12     SUBROUTINE XSCORE (TOTIME,ISCORE,NUMOCC,SCORE)
13     DIMENSION ISCORE(20),SCORE(20)
14     INTEGER TOTIME
15     SUMTIM=TOTIME
16     DO 10 NTHIS=1,NUMOCC
17     E=ISCORE(NTHIS)
18     C  COMPUTE THE OCCUPANT'S ESCAPE SCORE FOR THE ENTIRE EVENT
19     10  SCORE(NTHIS)=(SUMTIM-E)/SUMTIM
20     RETURN
21     END

```

```

1      C
2      C
3      C
4      C
5      C
6      C  SUBROUTINE STEPS
7      C
8      C  THE PURPOSE OF STEPS IS TO KEEP TRACK OF THE TOTAL NUMBER OF SPATIAL
9      C  RELOCATIONS ('STEPS') ACTUALLY MADE BY EACH OCCUPANT DURING THE FIRE EVENT
10     C  ...A STEP IS DEFINED AS A SPATIAL RELOCATION, AND THEREFORE, REMAINING-IN-
11     C  PLACE IS NOT RECORDED AS A STEP
12     C
13     SUBROUTINE STEPS (XPRIOR,YPRIOR,XO,YO,NUMSTP,NTHIS)
14     INTEGER XPRIOR(20),YPRIOR(20),XO(20),YO(20)
15     DIMENSION NUMSTP(20)
16     C  RECORD WHETHER THE OCCUPANT MOVED DURING THE TIME FRAME JUST ENDED, THAT IS,
17     C  WHETHER (XPRIOR.NE.XO).AND.(YPRIOR.NE.YO)
18     IF ((XPRIOR(NTHIS).EQ.XO(NTHIS)).AND.(YPRIOR(NTHIS).EQ.YO(NTHIS)))
19     1  GO TO 999
20     C  UPDATE THE TOTAL NUMBER OF STEPS TAKEN BY THE OCCUPANT DURING THE EVENT
21     NUMSTP(NTHIS)=NUMSTP(NTHIS)+1
22     999  RETURN
23     END

```

```

1      C
2      C
3      C
4      C
5      C
6      C   SUBROUTINE PASSG
7      C
8      C   THE PURPOSE OF PASSG IS TO KEEP TRACK OF DOOR-PASSAGE BEHAVIOR EXHIBITED BY
9      C   OCCUPANTS
10     C
11     C   SUBROUTINE PASSG (IDPASS,IDOOR,XO,YO,NTHIS,
12     C   1   ND,NEWXO,NEWYO)
13     C   DIMENSION IDPASS(20),IDOOR(30,4)
14     C   INTEGER XO(20),YO(20)
15     C   DETERMINE WHETHER THE OCCUPANT PASSED THROUGH A DOORWAY DURING THE TIME-
16     C   FRAME JUST ENDED
17     C   IXPASS=(NEWXO+XO(NTHIS))/2
18     C   IYPASS=(NEWYO+YO(NTHIS))/2
19     C   DO 10 I=1,ND
20     C   IF ((IDOOR(I,1).EQ.IXPASS).AND.
21     C   1   (IDOOR(I,2).EQ.IYPASS)) GO TO 5
22     C   GO TO 10
23     C   UPDATE THE TOTAL NUMBER OF DOOR PASSAGES MADE BY THE OCCUPANT DURING THE
24     C   FIRE EVENT
25     C   5   IDPASS(NTHIS)=IDPASS(NTHIS)+1
26     C   10  CONTINUE
27     C   RETURN
28     C   END

```

```

1      C
2      C
3      C
4      C
5      C
6      C   SUBROUTINE REPORT
7      C
8      C   THE PURPOSE OF REPORT IS TO PRINT-OUT A SUMMARY TABLE FOR EACH TIME-FRAME
9      C   OF A GIVEN REPLICATION...EACH TABLE REPORTS RESULTS OF THE DECISION
10     C   PROCESS FOR EACH OCCUPANT IN THE TIME FRAME, PARTICULARLY MOVE PROBABILITY
11     C   VALUES ASSIGNED TO EACH AVAILABLE MOVE ALTERNATIVE AT THAT POINT IN TIME
12     C   ...X,Y COORDINATES ARE ALSO SHOWN FOR BOTH TIMES T AND T+1, FOR EACH
13     C   OCCUPANT IN THE TIME FRAME
14     C
15     C   SUBROUTINE REPORT(ITIME,NTHIS,IHANDI,INT,IBYSTD,IEVAL,
16     C   1  XO,YO,IBAR,TOTBAR,XT,YT,NAGREE,XE,YE,IAGREE,
17     C   2  IRAND,P,MOVE,XK,YK,K,NUMEXT,NUMOCC,TOTIME,INTLIM,
18     C   3  KNOWAY,PTDIST,TDIST,PEDIST,EDIST,NEWXO,NEWYO,
19     C   4  EVLOPT,IDOOR,IDOPEN,ND,INTR)
20     C   DIMENSION IBAR (20,75,2),INTLIM(20),IHANDI
21     C   1  (20),KNOWAY(20),IBYSTD(20),P(9),INTR(20)
22     C   DIMENSION IDOOR(30,4),IDOPEN(30,100),IAGREE(20)
23     C   INTEGER XE(10),YE(10),XO(20),YO(20),XT,YT,TOTIME,
24     C   1  XK,YK,EVLOPT
25     C
26     C   IF ((ITIME.GT.1).OR.(NTHIS.GT.1)) GO TO 1
27     C
28     C: ECHO:CHECK INPUT PARAMETERS*
29     C: (1) ENVIRONMENTAL:
30     C
31     C   WRITE (6,100)
32     C   WRITE (6,101) XT,YT
33     C   WRITE (6,102) NUMEXT
34     C   WRITE (6,104)
35     C   WRITE (6,105) (XE(I),I=1,NUMEXT)
36     C   WRITE (6,106) (YE(I),I=1,NUMEXT)
37     C
38     C: (2) SYSTEM:
39     C
40     C   WRITE (6,109) NUMOCC
41     C   WRITE (6,110) TOTIME
42     C   WRITE (6,111) IRAND
43     C
44     C: (3) OCCUPANT:
45     C
46     C   WRITE (6,112)
47     C   WRITE (6,113) (INTLIM(I),I=1,NUMOCC)
48     C   WRITE (6,115) (IHANDI(I),I=1,NUMOCC)
49     C   WRITE (6,116) (KNOWAY(I),I=1,NUMOCC)
50     C   WRITE (6,117)
51     C
52     C   CONTINUE
53     C
54     C   IF (NTHIS.NE.1) GO TO 2
55     C
56     C: IF NTHIS=1, PRINT CURRENT TIME MARKER AND COLUMN HEADINGS:
57     C
58     C   WRITE (6,118)
59     C   WRITE (6,119) ITIME
60     C   WRITE (6,118)
61     C   WRITE (6,120)
62     C   WRITE (6,118)
63     C
64     C
65     C   IF (INTR(NTHIS).EQ.1) GO TO 22
66     C
67     C: WRITE OUTPUT MATRIX:
68     C   IF (EVLOPT-1) 20,20,21
69     C   CONTINUE
70     C   WRITE (6,121) NTHIS,XO(NTHIS),YO(NTHIS),INT,IBYSTD(NTHIS),IAGREE
71     C   1  (NTHIS),TDIST,EDIST,(P(K),K=1,9),NEWXO,NEWYO
72     C   GO TO 23

```

```

73      21      WRITE (6,123) NTHIS,XO(NTHIS),YO(NTHIS),INT,IBYSTD(NTHIS),
74      1      IAGREE(NTHIS),(P(K),K=1,9),NEWXO,NEWYO
75      GO TO 23
76      22      WRITE (6,127) NTHIS,XO(NTHIS),YO(NTHIS),INT,
77      1      NEWXO,NEWYO
78      23      CONTINUE
79      IF (NTHIS.EQ.NUMOCC) GO TO 3
80      GO TO 4
81      3      WRITE (6,118)
82      4      IF ((ITIME.EQ.TOTIME).AND.(NTHIS.EQ.NUMOCC)) GO TO 5
83      GO TO 6
84      5      WRITE (6,118)
85      WRITE (6,124)
86      WRITE (6,118)
87      WRITE (6,125)
88      WRITE (6,118)
89      DO 30 I=1,ND
90      WRITE (6,126) I,IDOOR(I,1),IDOOR(I,2),IDOOR(I,3),
91      1      (IDOPEN(I,ITM),ITM=1,TOTIME)
92      30      CONTINUE
93      WRITE (6,118)
94      WRITE (6,122)
95      WRITE (6,118)
96      GO TO 6
97      C
98      C: OUTPUT FORMATING:
99      C
100     100     FORMAT (1X,120('*'),//,55X,'ECHO-CHECK INPUT PARAMETERS',//,120
101     1      ('*'),//,1X,'(1) ENVIRONMENTAL:',/)
102     101     FORMAT (24X,'THREATENED EXIT: X= ',I2,4X,'Y=',I2)
103     102     FORMAT (24X,'NUMBER OF EXITS: = ',I2)
104     103     FORMAT (24X,'NO. OF BARRIER FTS=',I3,/)
105     104     FORMAT (24X,'COORDINATES OF EXITS: 1 2 3 4 5 6 7 8 9 10',
106     1      /)
107     105     FORMAT (43X,'X: ',10(I2,1X))
108     106     FORMAT (43X,'Y: ',10(I2,1X),/)
109     107     FORMAT (1X,'BARRIER-POINT MATRIX:',/)
110     108     FORMAT (2X,'X:',38(I2,1X),/,2X,'Y:',38(I2,1X),/)
111     109     FORMAT (1X,'(2) SYSTEM',/,24X,'NUMBER OF OCCUPANTS IN THE SPACE =',
112     1      I3)
113     110     FORMAT (24X,'TOTAL NO. OF TIME INCREMENTS =',I3)
114     111     FORMAT (24X,'RANDOM NUMBER STARTER =',I3,/)
115     112     FORMAT (1X,'(3) OCCUPANT:',/,12X,'PARAMETER',5X,'OCC NO 1 2 3
116     1      4 5 6 7 8 9 10 11 12 13 1 4 15 16 17 18 19 20',/)
117     113     FORMAT (12X,'INTLIM',15X,20(I2,1X))
118     115     FORMAT (12X,'IHANDI',15X,20(I2,1X))
119     116     FORMAT (12X,'KNOWAY',15X,20(I2,1X),/)
120     117     FORMAT (2(1X,120('*'),/))
121     118     FORMAT (1X,120('*'),/)
122     119     FORMAT (1X,'TIME = ',I3,/)
123     120     FORMAT (6X,'PRIOR',18X,'EXIT',89X,'NEW',/,1X,'OCC',2X,'LOCAT',17X,
124     1      'AGREED',87X,'LOCAT',/,1X,'NUM',2X,'XO YO INT IBYSTD UPON
125     2      PTDIST TDIST PEDIST EDIST P(1) P(2) P(3) P(4) P(5) P(6)
126     3      P(7) P(8) P(9)',6X,'XO YO',/)
127     121     FORMAT (1X,I2,3X,I2,1X,I2,4X,I1,6X,I1,6X,I2,3X,2(7X,F6.3,2X),
128     1      9(F5.3,1X),4X,I2,1X,I2)
129     122     FORMAT (50X,'END OF SIMULATION',/)
130     123     FORMAT (1X,I2,3X,I2,1X,I2,4X,I1,6X,I1,6X,
131     1      I2,33X,9(F5.3,1X),4X,I2,1X,I2)
132     124     FORMAT (50X,'DOOR STATUS SUMMARY',/)
133     125     FORMAT (1X,'DOOR',4X,'X Y',5X,'TYPE',5X,'T= 1 2 3 4 5
134     1      6 7 8 9 10 11 12 13 14 15 16 17 18 19 20 21 22 23
135     2      24 25 26 27 28 29 30',/)
136     126     FORMAT (2X,I2,5X,I2,1X,I2,7X,I1,8X,30(I2,1X))
137     127     FORMAT (1X,I2,3X,I2,1X,I2,4X,I1,106X,I2,1X,I2)
138     6      RETURN
139     END

```

```

1      C
2      C
3      C
4      C
5      C
6      C      SUBROUTINE SUMMRY
7      C
8      C      THE PURPOSE OF SUMMRY IS TO PRINT-OUT A SUMMARY TABLE FOR EACH REPLICATION
9      C      RUN...OUTPUT VALUES ARE 'GRAND MEANS' TAKEN ACROSS OCCUPANTS AND TIME-
10     C      FRAMES, AND REPORT AGGREGATED SCORES AND FINAL STATUS AT THE END OF THE
11     C      LAST TIME FRAME FOR EACH REPLICATION
12     C
13     C      SUBROUTINE SUMMRY (INITXO,INITYO,INTLIM,LBYSTD,IHANDI,KNOWAY,
14     1     POPEN,PCLOSE,SCORE,NUMSTP,IPS,III,NUMREP,NUMOCC,TOTIME,
15     2     XO,YO,XE,YE,TITLE,IXHELP,IYHELP,TSMOKE,PHELP)
16     C      DIMENSION IXHELP(20),IYHELP(20),PHELP(20)
17     C      DIMENSION INITXO(20),INITYO(20),INTLIM(20),LBYSTD(20),IHANDI(20),
18     1     KNOWAY(20),POPEN(20),PCLOSE(20),SCORE(20),NUMSTP(20),IPS(20)
19     C      DIMENSION NUMBER(20),SMEAN(20),DMEAN(20),DIST(20),DEINIT(20),
20     1     DIFF(20),DFMEAN(20),TITLE(20)
21     C      REAL NMEAN(20),IMEAN(20)
22     C      INTEGER TOTIME,XO(20),YO(20),XE(10),YE(10),TSMOKE(20)
23     C      DIFTOT=0.0
24     C      DTOTAL=0.0
25     C      STOTAL=0.0
26     C      NTOTAL=0
27     C      ITOTAL=0
28     C      NSUM=NUMOCC*NUMREP
29     C      SUM=NSUM
30     C      AN=NUMOCC
31     C      WRITE (6,100)
32     C      WRITE (6,134) TITLE
33     C      WRITE (6,119)
34     C      WRITE (6,102)
35     C      WRITE (6,103)
36     C      WRITE (6,119)
37     C      WRITE (6,104) III,NUMREP,TOTIME
38     C      WRITE (6,102)
39     C      WRITE (6,119)
40     C      WRITE (6,105)
41     C      WRITE (6,119)
42     C      WRITE (6,106)
43     C      DO 200 N=1,20
44     C      NUMBER(N)=N
45     200 CONTINUE
46     C      WRITE (6,107) (NUMBER(N),N=1,20)
47     C      WRITE (6,101)
48     C      DO 55 K=1,NUMOCC
49     55     DEINIT(K)=SQRT(((INITXO(K)-XE(1))**2)+((INITYO(K)-YE(1))**2))
50     C      WRITE (6,131) (DEINIT(K),K=1,NUMOCC)
51     C      WRITE (6,108) (INITXO(K),K=1,NUMOCC)
52     C      WRITE (6,109) (INITYO(K),K=1,NUMOCC)
53     C      WRITE (6,135) (IXHELP(K),K=1,NUMOCC)
54     C      WRITE (6,136) (IYHELP(K),K=1,NUMOCC)
55     C      WRITE (6,110) (INTLIM(K),K=1,NUMOCC)
56     C      WRITE (6,111) (LBYSTD(K),K=1,NUMOCC)
57     C      WRITE (6,112) (IHANDI(K),K=1,NUMOCC)
58     C      WRITE (6,113) (KNOWAY(K),K=1,NUMOCC)
59     C      WRITE (6,137) (TSMOKE(K),K=1,NUMOCC)
60     C      WRITE (6,114) (POPEN(K),K=1,NUMOCC)
61     C      WRITE (6,115) (PCLOSE(K),K=1,NUMOCC)
62     C      WRITE (6,138) (PHELP(K),K=1,NUMOCC)
63     C      WRITE (6,102)
64     C      WRITE (6,119)
65     C      WRITE (6,116)
66     C      WRITE (6,119)
67     C      WRITE (6,106)
68     C      WRITE (6,107) (NUMBER(N),N=1,20)
69     C      WRITE (6,101)
70     C      C..COMPUTE REPLICATION MEANS...
71     C      DO 20 K=1,NUMOCC
72     C      DIST(K)=SQRT(((XE(1)-XO(K)) **2)+((YE(1)-YO(K))**2))

```

```

73         DTOTAL=DTOTAL+DIST(K)
74         STOTAL=STOTAL+SCORE(K)
75         NTOTAL=NTOTAL+NUMSTP(K)
76     20    ITOTAL=ITOTAL+IPS(K)
77         SMEAN(III)=STOTAL/AN
78         NMEAN(III)=FLOAT(NTOTAL)/AN
79         IMEAN(III)=FLOAT(ITOTAL)/AN
80         DMEAN(III)=DTOTAL/AN
81     C
82         DO 201 K=1,NUMOCC
83         DIFF(K)=DEINIT(K)-DIST(K)
84         DIFTOT=DIFTOT+DIFF(K)
85     201    NUMSTP(K)=NUMSTP(K)+1
86         WRITE (6,127) (XO(K),K=1,NUMOCC)
87         WRITE (6,128) (YO(K),K=1,NUMOCC)
88         WRITE (6,129) (DIST(K),K=1,NUMOCC)
89         WRITE (6,132) (DIFF(K),K=1,NUMOCC)
90         WRITE (6,117) (SCORE(K),K=1,NUMOCC)
91         WRITE (6,118) (NUMSTP(K),K=1,NUMOCC)
92         WRITE (6,120) (IPS(K),K=1,NUMOCC)
93     C. COMPUTE NESCAP...
94         NESCAP=NUMOCC
95         DO 300 L=1,NUMOCC
96         IF (SCORE(L).LE.0.001) GO TO 301
97         GO TO 300
98     301    NESCAP=NESCAP-1
99     300    CONTINUE
100         WRITE (6,126) NESCAP
101         WRITE (6,102)
102         WRITE (6,122) NUMOCC
103         WRITE (6,130) DMEAN(III)
104         DFMEAN(III)=DIFTOT/AN
105         WRITE (6,133) DFMEAN(III)
106         WRITE (6,123) SMEAN(III)
107         WRITE (6,124) NMEAN(III)
108         WRITE (6,125) IMEAN(III)
109         WRITE (6,101)
110     100    FORMAT ('1')
111     101    FORMAT (130('*'))
112     102    FORMAT (130('*'),/,130('*'))
113     103    FORMAT (57X,'SIMULATION SUMMARY')
114     104    FORMAT (3X,'REPLICATION',I5,' OF',I5,70X,'RUN FOR',I4,
115     1      ' TIME FRAMES')
116     105    FORMAT (57X,'INITIAL CONDITIONS')
117     106    FORMAT (63X,'OCCUPANT NUMBER')
118     107    FORMAT (11X,20(I2,3X))
119     108    FORMAT (3X,'INITXO',1X,29(I3,2X),I3)
120     109    FORMAT (3X,'INITYO',1X,29(I3,2X),I3)
121     110    FORMAT (3X,'INTLIM',1X,29(I3,2X),I3)
122     111    FORMAT (3X,'LBSTD',1X,29(I3,2X),I3)
123     112    FORMAT (3X,'IHANDI',1X,29(I3,2X),I3)
124     113    FORMAT (3X,'KNOWAY',1X,29(I3,2X),I3)
125     114    FORMAT (3X,'POPEN ',1X,29(F3.2,2X),F3.2)
126     115    FORMAT (3X,'PCLOSE',1X,29(F3.2,2X),F3.2)
127     116    FORMAT (58X,'OUTCOMES')
128     117    FORMAT (3X,'SCORE ',1X,20(F4.2,1X))
129     118    FORMAT (3X,'STEPS ',1X,20(I3,2X))
130     120    FORMAT (3X,'PASSES',1X,20(I3,2X))
131     119    FORMAT (' ')
132     121    FORMAT (57X,'END OF REPLICATION')
133     122    FORMAT (9X,'MEANS COMPUTED ACROSS',I3,' OCCUPANTS...')
134     123    FORMAT (20X,'MEAN SCORE = ',F4.2)
135     124    FORMAT (20X,'MEAN STEPS = ',F6.2)
136     125    FORMAT (20X,'MEAN PASSES = ',F6.2)
137     126    FORMAT (3X,'NUMBER ESCAPED',5X,I3)
138     127    FORMAT (3X,'FIN X ',1X,20(I3,2X))
139     128    FORMAT (3X,'FIN Y ',1X,20(I3,2X))
140     129    FORMAT (3X,'DIST ',1X,20(F4.1,1X))
141     130    FORMAT (20X,'MEAN DIST = ',F4.1)
142     131    FORMAT (3X,'INIT D',1X,20(F4.1,1X))
143     132    FORMAT (3X,'DIFF D', 20(F5.1))

```

```

144      133  FORMAT (20X,'MEAN DIFF D =',F4.1)
145      134  FORMAT (1X,'RUN TITLE/ ',20A4)
146      135  FORMAT (3X,'IXHELP',1X,29(I3,2X),I3)
147      136  FORMAT (3X,'IYHELP',1X,29(I3,2X),I3)
148      137  FORMAT (3X,'TSMOKE',1X,29(I3,2X),I3)
149      138  FORMAT (3X,'PHELP',2X,29(F3.2,2X)F3.2)
150      RETURN
151      END

```

```

1      C
2      C
3      C
4      C
5      C
6      C      SUBROUTINE TRACE
7      C
8      C      THE PURPOSE OF TRACE IS TO PRINT-OUT A SUMMARY TABLE FOR EACH OCCUPANT IN
9      C      A GIVEN REPLICATION...EACH SUCH TABLE TRACES THE SPATIAL DISPLACEMENT
10     C      (CHANGE IN X,Y COORDINATES) OF EACH OCCUPANT ACROSS THE ENTIRE SIMULATED
11     C      EVENT
12     C
13     C      SUBROUTINE TRACE (IXTRCE,IYTRCE,NTHIS,ITIME,NUMOCC,
14     C      1      TOTIME)
15     C      DIMENSION IXTRCE(20,100),IYTRCE(20,100)
16     C      INTEGER TOTIME
17     C      WRITE (6,1)
18     C      DO 25 I=1,NUMOCC
19     C      WRITE (6,2) I
20     C      DO 24 J=1,TOTIME
21     C      WRITE (6,3) J,IXTRCE(I,J),IYTRCE(I,J)
22     C      24  CONTINUE
23     C      WRITE (6,4)
24     C      25  CONTINUE
25     C      WRITE (6,5)
26     C      1  FORMAT (1X,120('*'),//,48X,
27     C      1  'OCCUPANT MOVEMENT TRACES',//,1X,120('*'))
28     C      2  FORMAT (1X,120('*'),//,1X,'OCCUPANT NUMBER:',I4,/,
29     C      1  10X,'TIME',/,10X,'FRAME',10X,'X',5X,'Y',/,
30     C      2  1X,120('*'))
31     C      3  FORMAT (12X,I2,10X,I2,4X,I2)
32     C      4  FORMAT (1X,120('*'))
33     C      5  FORMAT (1X,120('*'),//,55X,'END OF TRACES',//,
34     C      1  1X,120('*'))
35     C      RETURN
36     C      END

```



```

1      C
2      C
3      C
4      C
5      C  SUBROUTINE PLOT
6      C
7      C  THIS PROGRAM PLOTS SMOKE AND OCCUPANT LOCATIONS FOR A
8      C  SINGLE TIME FRAME.  ONLY PERSON-OCCUPIABLE LOCATIONS
9      C  ARE SHOWN.
10     C
11     SUBROUTINE PLOT (XO,YO,NUMOCC,ITIME,MAXX,MAXY,ISMOKE)
12     INTEGER XO(20),YO(20)
13     DIMENSION ISMOKE(100,100),IPLOT(100,100)
14     C  BUILD THE PLOT MATRIX
15     DO 100 J=2,MAXY,2
16     DO 100 I=2,MAXX,2
17     IF (ISMOKE(I,J).GT.0) GO TO 110
18     IPLOT(I,J)=0
19     GO TO 120
20     110 IPLOT(I,J)=1
21     120 CONTINUE
22     C  DETERMINE LOCATIONS OF OCCUPANTS WITHIN THE PLOT MATRIX
23     DO 100 N=1,NUMOCC
24     IF (XO(N).EQ.I.AND.YO(N).EQ.J) GO TO 130
25     GO TO 100
26     130 IPLOT(I,J)=8
27     100 CONTINUE
28     C  PRINT THE PLOT MATRIX
29     WRITE (6,500) ITIME
30     DO 300 J=2,MAXY,2
31     WRITE (6,501) (IPLOT(I,J),I=2,MAXX,2)
32     WRITE (6,502)
33     300 CONTINUE
34     500 FORMAT ('1',1X,'PLOT FOR TIME FRAME NUMBER',I4,/,130('-'),///)
35     501 FORMAT (1X,60(2X,I2))
36     502 FORMAT (1X,/)
37     RETURN
38     END

```

FEDERAL INFORMATION PROCESSING STANDARD SOFTWARE SUMMARY

01. Summary date			02. Summary prepared by (Name and Phone)				03. Summary action			
Yr.	Mo.	Day					New	Replacement	Deletion	
8	0	2					2	2	0	<input type="checkbox"/>
04. Software date			05. Software title Computer Simulation of Human Behavior in Fires: Version 2						Previous Internal Software ID	
Yr.	Mo.	Day							07. Internal Software ID	
7	9	1	06. Short title BFIRESII							
2	2	0								
08. Software type			09. Processing mode		10. Application area					
					General			Specific		
<input type="checkbox"/> Automated Data System <input checked="" type="checkbox"/> Computer Program <input type="checkbox"/> Subroutine/Module			<input type="checkbox"/> Interactive <input checked="" type="checkbox"/> Batch <input type="checkbox"/> Combination		<input type="checkbox"/> Computer Systems Support/Utility <input checked="" type="checkbox"/> Scientific/Engineering <input type="checkbox"/> Bibliographic/Textual			<input type="checkbox"/> Management/Business <input type="checkbox"/> Process Control <input type="checkbox"/> Other		Computer simulation of human behavior.
11. Submitting organization and address					12. Technical contact(s) and phone					
Environmental Design Research Division Center for Building Technology National Engineering Laboratory National Bureau of Standards Washington, DC 20234					Dr. Fred I. Stahl (301) 921-2627					
13. Narrative										
BFIRESII aids the prediction of escape times and escape routes of building occupants during fire emergencies. The program executes a discrete time stochastic simulation of human movement within bounded physical spaces, in response to specified fire conditions. Unlike its predecessor (BFIRES), BFIRESII ("BFIRES-two") permits the simulation of behavioral consequences of occupying a smoke-filled environment, as well as rescue activities. Input/output is via punched cards and line printer, or via terminal. in batch mode.										
14. Keywords										
Building fires; computer-assisted building design; fire research; fire safety; human performance simulation.										
15. Computer manuf'r and model			16. Computer operating system		17. Programing language(s)		18. Number of source program statements			
UNIVAC 1108			EXEC 8 Ver. 33R3A		FORTRAN V					
19. Computer memory requirements			20. Tape drives		21. Disk/Drum units		22. Terminals			
63,500 36-bit words										
23. Other operational requirements										
24. Software availability					25. Documentation availability					
Available <input type="checkbox"/>		Limited <input checked="" type="checkbox"/>		In-house only <input type="checkbox"/>	Available <input checked="" type="checkbox"/>		Inadequate <input type="checkbox"/>		In-house only <input type="checkbox"/>	
Dr. Fred I. Stahl Research Psychologist BR A355 National Bureau of Standards Washington, DC 20234					(301) 921-2627 same as item 24					

26. FOR SUBMITTING ORGANIZATION USE

U.S. DEPT. OF COMM. BIBLIOGRAPHIC DATA SHEET	1. PUBLICATION OR REPORT NO. NBSIR 80-1982	2. Gov't. Accession No.	3. Recipient's Accession No.
4. TITLE AND SUBTITLE BFIRES/Version 2: Documentation of Program Modifications		5. Publication Date MARCH 1980	
7. AUTHOR(S) Fred I. Stahl		6. Performing Organization Code	
9. PERFORMING ORGANIZATION NAME AND ADDRESS NATIONAL BUREAU OF STANDARDS DEPARTMENT OF COMMERCE WASHINGTON, DC 20234		8. Performing Organ. Report No.	
12. SPONSORING ORGANIZATION NAME AND COMPLETE ADDRESS (Street, City, State, ZIP) same as item 9		10. Project/Task/Work Unit No. 7431117	
15. SUPPLEMENTARY NOTES Companion document to NBSIR 79-1713 <input checked="" type="checkbox"/> Document describes a computer program; SF-185, FIPS Software Summary, is attached.		11. Contract/Grant No.	
16. ABSTRACT (A 200-word or less factual summary of most significant information. If document includes a significant bibliography or literature survey, mention it here.) Several shortcomings of BFIRES/Version 1 are discussed. Chief among these are the program's inability to simulate rescue activities during fire events, and to simulate direct interactions between occupant behavior and toxic qualities of smoke filled environments. This report documents a revised program, BFIRES/Version 2, which contains new subroutines developed to mitigate these problems. These subroutines are grouped into two modules: (1) a "smoke" module designed to simulate the experience of inhabiting a smoke filled environment, and (2) a "rescue" module intended to permit the rescue of physically immobile occupants. Additional improvements incorporated into BFIRES/Version 2 include more efficient file management and data input facilities, and expanded output capabilities.		13. Type of Report & Period Covered	
17. KEY WORDS (six to twelve entries; alphabetical order; capitalize only the first letter of the first key word unless a proper name; separated by semicolons) Architectural research; building fires; computer-aided design; environmental psychology; fire research; fire safety; human behavior in fires; modeling technique; programming; simulation of human behavior.		14. Sponsoring Agency Code	
18. AVAILABILITY <input checked="" type="checkbox"/> Unlimited <input type="checkbox"/> For Official Distribution. Do Not Release to NTIS <input type="checkbox"/> Order From Sup. of Doc., U.S. Government Printing Office, Washington, DC 20402, SD Stock No. SN003-003- <input checked="" type="checkbox"/> Order From National Technical Information Service (NTIS), Springfield, VA. 22161	19. SECURITY CLASS (THIS REPORT) UNCLASSIFIED	21. NO. OF PRINTED PAGES 110	
	20. SECURITY CLASS (THIS PAGE) UNCLASSIFIED	22. Price \$9.00	

