

NBS 1277-
1323



**TECHNICAL ASSOCIATION OF THE
PULP AND PAPER INDUSTRY**

**COLLABORATIVE REFERENCE PROGRAM
FOR PAPER**

**REPORT NO. 49S
STRENGTH TESTS**



**U.S. DEPARTMENT OF COMMERCE
National Bureau of Standards**

NBS COLLABORATIVE REFERENCE PROGRAMS

TAPPI Paper and Board (6 times per year)

Bursting strength	Smoothness
Tearing strength	Surface pick strength
Tensile breaking strength	K & N ink absorption
Elongation to break	pH
Tensile energy absorption	Opacity
Folding endurance	Blue reflectance (brightness)
Stiffness	Specular gloss, 75°
Air resistance	Thickness
Grammage	Concora (flat crush)
	Ring crush

FKBG-API Containerboard (48 times per year)

Mullen burst of linerboard
Concora test of medium

MCCA Color and Appearance (4 times per year)

Gloss at 60°
Color and color difference
Retroreflectivity

Rubber (4 times per year)

Tensile strength, ultimate elongation and tensile stress
Hardness
Mooney viscosity
Vulcanization properties

ASTM Textiles (3 times per year)

Flammability (FF3-71 and FF5-74)

ASTM Cement (2 times per year)

Chemical (11 chemical components)
Physical (8 characteristics)

AASHTO Bituminous

Asphalt cement (2 times per year)
Cutbacks (once a year)



Collaborative Reference Programs
B360 Polymer Building
National Bureau of Standards
Washington, D.C. 20234

TECHNICAL ASSOCIATION OF THE
PULP AND PAPER INDUSTRY

**COLLABORATIVE REFERENCE PROGRAM
FOR PAPER**

Report No. 49S
STRENGTH TESTS

R. G. Powell
TAPPI-NBS Research Associate
Collaborative Testing Services, Inc.

E. B. Randall, Jr., J. Horlick
Laboratory Evaluation Technology Section
Standards Application and Analysis Division
Institute for Applied Technology

U. S. DEPARTMENT OF COMMERCE
National Bureau of Standards

NBSIR 77-1323

Introduction

Reports 49S and 49G comprise the first set of reports for the 77-78 program year. Both reports will no longer be sent automatically to all participants. Participants in tests which involve strength properties of paper will receive only the S report; those in tests which measure other properties will receive only the G report.

Notes and comments for individual laboratories and "Best Values" applicable to a particular method are given following Table 1 for each method. See page 4 of this report for an explanation of "Best Values." Please do not confuse these best values with provisional values included with the samples to detect serious discrepancies at the time of test.

If there are any questions on the notes, the analyses, or the reports in general, contact Edwin B. Randall, Robert G. Powell, or Jeffrey Horlick on 301/921-2946.

Edwin B. Randall, Jr., Administrator
TAPPI Collaborative Reference Program
Laboratory Evaluation Technology Section

December 1, 1977

BACKGROUND AND PURPOSE

In 1969, the National Bureau of Standards and the Technical Association of the Pulp and Paper Industry established a collaborative reference program to provide a participating laboratory with a means to check periodically the level and uniformity of its testing in comparison with that of other laboratories.

The interchange of paper and board products and of the raw materials for these products requires agreement among raw material suppliers, paper and board producers, converters, distributors, retailers, commercial testing laboratories, user organizations and the ultimate consumer as to the meaning of test results, an agreement that cannot be achieved without accurate and precise testing. This program is designed to help assure agreement.

HOW THE PROGRAM WORKS

Participants Select the Tests in which they wish to participate. This choice is made on joining the program, but additional tests may be added at any time. Also new participants may enter the program at any time.

Test Samples are Distributed Bimonthly; i.e. every 2 months.

Provisional Values are Provided with the Samples for one or both of the test levels, depending on method. The provisional values permit serious discrepancies to be detected without delay. (It is left to the discretion of the laboratory supervisor as to whether these values should be known to the operator.)

Each Participant Tests the Samples, following instructions provided for each test method. The full check on a single instrument should normally take no more than 30 minutes. The test results are then sent to NBS for analysis. The participant is also asked to report other information relevant to an accurate analysis, such as test conditions and the instruments used.

Industry Means, Best Values and Other Statistics are developed from the data by NBS. The best values are estimates based on a careful examination of all data, both current and past, with special attention to results obtained by the National Bureau of Standards and other recognized reference laboratories in this and other countries.

A Quick Report is Prepared for each participating laboratory reporting data on time. This report shows the industry mean values, and the deviations of the laboratory's results from these values for each test method.

A Longer Summary Report, Showing the Data from all Participants, is also prepared. In the summary report, of which this report is an example, each laboratory is identified by a code number so that the information is maintained on a confidential basis. However, instruments are identified by type so participants can compare their results with those obtained on similar instruments of different manufacture. This report includes test averages, best values and standard deviations for individual participants and for the group as a whole. A participant should be able to readily determine the level and variability of his results in comparison with those of the other laboratories.

Repeatability and Reproducibility Statements such as Contained in ASTM, TAPPI and ISO Standards are included at the end of the report. Participants can check their performance level against the precision statement given in the test method or specification.

TABLE OF CONTENTS

Analyses In This Report

PAGE

i	Introduction
ii	Description of Program
iv	Metric Conversion Table
1	Key to tables and graphs
5	10-1 Bursting Strength - Up to 45 psi
8	10-2 Bursting Strength - Up to 45 psi, Air Clamps
11	11-1 Bursting Strength - Up to 100 psi
14	15-1 Tearing Strength - Deep Cutout
19	17-1 Tearing Strength - No Cutout
21	19-1 Tensile Breaking Strength - Packaging Papers
24	20-1 Tensile Breaking Strength - Printing Papers, CRE
27	20-2 Tensile Breaking Strength - Printing Papers, pendulum
30	25-1 Tensile Energy Absorption - Packaging Papers
33	26-1 Tensile Energy Absorption - Printing Papers
36	28-1 Elongation to Break - Packaging Papers
38	29-1 Elongation to Break - Printing Papers
41	30-1 Folding endurance, MIT type
44	30-2 Folding endurance, MIT type, log (base 10)
47	35-1 Stiffness, Gurley
50	36-1 Stiffness, Taber
53	49-1 Surface Pick Strength, IGT
54	50-1 Surface Pick Strength, Wax
57	91-1 Concora (Flat Crush)
59	96-1 Ring Crush
62	Summary
	Diagram of Elmendorf tear testers, deep cutout vs. no cutout

Analyses In The G Report

40-1	Air Resistance, Gurley Oil type
40-2	Air Resistance, Sheffield type
41-1	Air Resistance, Gurley Mercury type
44-1	Smoothness, Parker Printsurf
45-1	Smoothness, Sheffield type
45-2	Smoothness, Bekk type
47-1	Smoothness, Bendtsen type
56-1	K & N Ink Absorption
57-1	pH, Cold Extraction
57-2	pH, Hot Extraction
60-1	Opacity, White (89%) Backing
60-2	Opacity, Paper Backing, B & L type
60-3	Opacity, Paper Backing, Elrepho type
65-1	Blue Reflectance (Brightness), Directional
65-2	Blue Reflectance, Diffuse, Elrepho (Gloss Trap)
65-3	Blue Reflectance, Diffuse, Elrepho (No Gloss Trap)
75-1	Specular Gloss, 75°
90-1	Thickness (Caliper)
95-1	Grammage (Basis Weight)

TABLE OF CONVERSION FACTORS TO METRIC (SI) UNITS

<u>Physical Quantity</u>	<u>To Convert From</u>	<u>To</u>	<u>Multiply by</u>
Bursting strength	psi	kPa	6.895
	kg/cm ²	kPa	98.07
	bar	kPa	100.00
Tearing strength	g	mN	9.807
Tensile strength	lb/in.	kN/m	.1751
	lb/0.5 in.	kN/m	.3502
	lb/15 mm	kN/m	.2965
	kg/15 mm	kN/m	.6538
	kg/25 mm	kN/m	.3923
	kg/mm	kN/m	9.807
Tensile energy absorption	ft-lb/ft ²	J/m ²	14.59
	in.-lb/in. ²	J/m ²	175.1
	kg-m/m ²	J/m ²	9.807
Bending stiffness	g·cm	μN·m	98.07
Flat-crush strength (Concora)	lb	N	4.448
Ring-crush (TAPPI)	lb	N	4.448
	(ISO)	lb/6.00 in.	kN/m
Thickness	mil	μm	25.40

KEY TO TABLES AND GRAPHS

- MEAN - The average of individual TEST DETERMINATIONS. The number of TEST DETERMINATIONS in the mean is given in the upper right corner of the first table (TEST D.) and again at the bottom of this table.
- GRAND MEAN - (GR. MEAN) The average of the individual laboratory MEANS, excluding laboratories flagged (see column F) with an X, #, or +. The GRAND MEAN is given in US customary units and, where applicable, in SI metric units.
- SD OF MEANS - (SD MEANS) The standard deviation of the laboratory MEANS about the GRAND MEAN; an index of the among-laboratory precision.
- DEV - The deviation or difference of the laboratory MEAN from the GRAND MEAN.
- N. DEV - The normal deviate or ratio of the DEV to the SD OF MEANS; an indication of the degree of divergence of the laboratory MEAN from the GRAND MEAN. A N. DEV of more than 2 or less than -2 may indicate that the participant is not following the procedure considered standard for this analysis.
- SDR - The standard deviation of repeated measurements; that is, of individual test determinations about their MEAN.
- AVERAGE SDR - The average of the individual laboratory SDR's; an index of the within-laboratory precision of repeated measurements.
- R. SDR - The relative standard deviation of repeated measurements; that is, the ratio of the SDR to the AVERAGE SDR; an indication of the ability of a participant to repeat his measurements relative to the average ability. The greater the number of TEST DETERMINATIONS the closer the R. SDR should be to unity. If R. SDR is outside the limits given below, the participant may not be following the procedure considered standard for this analysis:

<u>No. of test Determinations</u>	<u>Lower limit for R. SDR</u>	<u>Upper limit for R. SDR</u>
3	0.09	2.58
5	0.27	2.06
8	0.40	1.77
10	0.46	1.67
15	0.56	1.53
20	0.61	1.45
25	0.65	1.39

- VAR - Code for instrument type or variation in condition, see second table.
- F - Flag, with following meaning:
- + - Excluded from grand means because VAR non-standard for this analysis
 - # - Excluded because data were not understood or because of a non-coded variation reported by the laboratory. (See NOTES following Table 1 for each method.)
 - M - Excluded because data for one sample are missing
 - X - Excluded because plotted point would fall outside of the 99% error ellipse, (see below for explanation of Graph)
 - * - Included in grand means but plotted point falls outside of the 95% error ellipse. The participant should take this as a warning to reexamine his testing procedure
 - S - Included in grand mean but only after omission of one of more 'wild' values; that is, test determinations more than 3 times AVERAGE SDR from the laboratory's MEAN. Not more than 20% of the test determination may be excluded in this manner without rejecting the laboratory.
 - O - Included in grand mean and inside 95% error ellipse.
- COORDINATES - Distances along major and minor axes of error ellipse. If special additive or concurrent model of the measuring process applies to this method, the distance along the minor axis represents the random error within a laboratory while that along the major axis also includes a systematic laboratory component of error.

95% ELLIPSE - Lengths of the major and minor axes of the ellipse and the angle that the major axis makes with the horizontal axis.

AVG R. SDR - Average of the R. SDR for the two samples; an indication of the laboratory's precision of repeated measurements.

Graph - For each laboratory the MEAN for the second sample is plotted against the MEAN for the first sample, with each point representing a laboratory. The horizontal and vertical lines are the GRAND MEANS. The dashed line is drawn at 45°. The solid sloping line, which may or may not lie close to the 45° line, is along the major axis of the error ellipse. The ellipse is drawn so that , on the average, it will include 95% of the points representing the laboratories.

Plotted symbols are as explained above (under F), except that an 'S' is plotted as an 'O'. A participant whose plotted point falls outside of the ellipse should carefully reexamine the testing procedure he is following.

(GRAPH NOTE) The graph is plotted with an ellipse when there are 20 or more laboratories in the analysis. When there are 10 through 19 laboratories in the analysis the graph is plotted but the ellipse is omitted. When there are fewer than 10 laboratories retained in the analysis the graph is not plotted.

Summary - In addition to several quantities already defined above the summary shows the following values for each test method:
(At end of report)

REPL CRP - The number of replicate test determinations used in this Collaborative Reference Program.

REPL TAPPI - The number of replicate test determinations in a test result required by the applicable TAPPI Standard or assumed here if there is no TAPPI Standard. This quantity is needed in the computation of TAPPI repeatability and reproducibility from the SD OF MEANS and the AVER SDR. See TAPPI Standard T1206 for definitions and computations.

REPEAT - TAPPI repeatability, a measure of the within-laboratory precision of a test result.

REPROD - TAPPI reproducibility, a measure of the between-laboratory precision of a test result.

Best values - Given at the end of Table 1 for each method for which sufficient information is available. These best values are estimates based on a careful examination of all data, both current and past, with special attention to results obtained by the National Bureau of Standards and other recognized reference laboratories in this and other countries. All participants using equipment that is standard for the analysis should be able to achieve results within the plus-minus (+) limits, when these are shown along with the best values.

TAPPI STANDARD T403 G3-76, BURSTING STRENGTH OF PAPER - PERKINS MODEL C

LAB CODE	SAMPLE H60 PRINTING 74 GRAMS PER SQUARE METER					SAMPLE H05 PRINTING 89 GRAMS PER SQUARE METER					TEST D. = 15		
	MEAN	DEV	N.DEV	SDR	R.SDR	MEAN	DEV	N.DEV	SDR	R.SDR	VAR	F	LAB
L107	19.20	.59	.75	.86	.71	32.93	.72	.46	1.71	1.06	10C	Ø	L107
L121	16.53	-1.68	-1.28	1.84	1.52	31.97	-.25	-.16	1.42	.88	10C	Ø	L121
L131	16.67	-1.55	-1.18	1.29	1.07	31.87	-.35	-.22	1.68	1.05	10C	Ø	L131
L134	18.00	-.21	-.16	1.58	1.31	33.43	1.22	.77	2.16	1.35	10C	Ø	L134
L150	18.53	.32	.24	1.27	1.06	33.77	1.55	.99	1.93	1.20	10C	Ø	L150
L153	20.70	2.49	1.90	2.02	1.68	34.77	2.55	1.62	1.92	1.19	10C	Ø	L153
L158	19.40	1.19	.90	.99	.82	33.87	1.65	1.05	1.13	.70	10C	Ø	L158
L162	13.37	-4.85	-3.70	1.33	1.10	26.87	-5.35	-3.39	1.51	.94	10C	X	L162
L167	17.66	-.55	-.42	.58	.48	32.45	.24	.15	.90	.56	10C	Ø	L167
L183	16.93	-1.28	-.98	1.37	1.14	29.80	-2.41	-1.53	1.67	1.04	10C	Ø	L183
L191	16.50	-1.71	-1.31	1.04	.86	30.93	-1.28	-.81	1.40	.87	10C	Ø	L191
L203A	19.70	1.49	1.13	.94	.78	34.40	2.19	1.39	1.97	1.23	10C	Ø	L203A
L203B	17.27	-.95	-.72	.72	.60	30.53	-1.68	-1.07	1.49	.93	10C	Ø	L203B
L207	20.57	2.35	1.79	.90	.75	35.23	3.02	1.92	1.62	1.01	10C	Ø	L207
L223A	18.79	.57	.44	1.05	.87	34.40	2.19	1.39	1.21	.75	10C	Ø	L223A
L225	18.87	.65	.50	.74	.62	32.10	-.11	-.07	1.75	1.09	10C	Ø	L225
L232	19.10	.89	.68	1.11	.92	32.87	.65	.42	1.96	1.22	10C	Ø	L232
L237A	17.30	-.91	-.70	.65	.54	31.93	-.28	-.18	1.00	.62	10C	Ø	L237A
L237B	17.87	-.35	-.27	.95	.79	31.57	-.65	-.41	.96	.60	10C	Ø	L237B
L243	18.40	.19	.14	1.07	.89	31.90	-.31	-.20	1.26	.80	10C	Ø	L243
L248	18.04	-.18	-.13	1.16	.96	30.92	-1.29	-.82	1.37	.85	10E	Ø	L248
L249	16.79	-1.42	-1.08	.88	.73	30.44	-1.77	-1.13	1.61	1.00	10C	Ø	L249
L261	17.49	-.72	-.55	1.22	1.01	29.51	-2.70	-1.71	1.41	.88	10C	Ø	L261
L264	18.07	-.15	-.11	.88	.73	31.47	-.75	-.47	.92	.57	10C	Ø	L264
L268	17.27	-.95	-.72	1.33	1.11	32.47	.25	.16	1.64	1.02	10C	Ø	L268
L274	16.80	-1.41	-1.08	1.25	1.04	33.11	.89	.57	1.17	.73	10C	Ø	L274
L275	14.99	-3.22	-2.46	1.05	.87	31.93	-.28	-.18	1.73	1.08	10C	*	L275
L279	16.38	-1.83	-1.40	.75	.63	29.50	-2.71	-1.72	1.28	.80	10C	Ø	L279
L299	20.77	2.55	1.95	1.37	1.14	34.40	2.19	1.39	1.90	1.18	10C	Ø	L299
L305	17.27	-.95	-.72	.88	.73	31.63	-.58	-.37	1.41	.88	10C	Ø	L305
L311	19.67	1.45	1.11	.90	.75	33.40	1.19	.75	1.24	.77	10C	Ø	L311
L312	17.70	-.51	-.39	1.46	1.21	31.87	-.35	-.22	1.45	.90	10C	Ø	L312
L315	20.67	2.45	1.87	1.21	1.00	34.93	2.72	1.73	1.98	1.23	10C	Ø	L315
L321	20.78	2.57	1.96	1.90	1.58	39.19	6.98	4.43	3.90	2.43	10C	X	L321
L322	17.89	-.32	-.24	1.78	1.47	31.07	-1.15	-.73	1.53	.95	10C	Ø	L322
L326	17.27	-.95	-.72	1.33	1.11	30.87	-1.35	-.85	1.19	.74	10C	Ø	L326
L330	19.77	1.56	1.19	.86	.71	32.86	.65	.41	1.37	.85	10C	Ø	L330
L331	18.47	.25	.19	1.36	1.12	33.27	1.05	.67	2.22	1.38	10C	Ø	L331
L333	19.60	1.39	1.06	1.24	1.03	32.33	.12	.08	3.92	2.44	10C	Ø	L333
L339	18.31	.09	.07	2.70	2.24	31.40	-.81	-.52	1.61	1.00	10C	Ø	L339
L344	19.43	1.22	.93	1.13	.94	31.73	-.49	-.30	1.93	1.20	10C	Ø	L344
L356	19.36	1.15	.87	1.88	1.56	30.39	-1.82	-1.16	1.61	1.00	10C	Ø	L356
L358	18.87	.65	.50	1.16	.96	31.83	-.38	-.24	1.94	1.21	10C	Ø	L358
L360	16.73	-1.48	-1.13	.75	.62	30.55	-1.67	-1.06	1.96	1.22	10C	Ø	L360
L390	18.83	.62	.47	1.21	1.00	34.37	2.15	1.37	1.39	.87	10C	Ø	L390
L563	17.17	-1.04	-.79	1.89	1.57	33.43	1.21	.77	2.25	1.40	10C	Ø	L563
L568	18.28	.07	.05	1.16	.96	28.44	-3.77	-2.40	1.32	.82	10C	*	L568
L599	18.00	-.21	-.16	1.49	1.24	32.95	.74	.47	1.23	.77	10C	Ø	L599

GR. MEAN = 18.21 PSI

SD MEANS = 1.31 PSI

GRAND MEAN = 32.21 PSI

SD OF MEANS = 1.57 PSI

TEST DETERMINATIONS = 15

46 LABS IN GRAND MEANS

AVERAGE SDR = 1.21 PSI

AVERAGE SDR = 1.61 PSI

GR. MEAN = 125.6 KILOPASCAL

GRAND MEAN = 222.1 KILOPASCAL

L128	16.33	-1.88	-1.43	1.05	.87	30.33	-1.88	-1.19	1.45	.90	10B	*	L128
L242	19.60	1.39	1.06	1.22	1.01	32.59	.37	.24	1.25	.78	10T	*	L242
L250L	17.79	-.43	-.33	1.16	.96	28.90	-3.31	-2.10	1.06	.66	10N	*	L250L
L251	18.95	.73	.56	.82	.68	32.67	.46	.29	.93	.58	10V	*	L251
L269	21.73	3.52	2.68	1.32	1.10	35.77	3.55	2.26	1.51	.94	10A	*	L269

L484 22.53 4.32 3.29 .83 .69 36.00 3.79 2.40 1.73 1.08 10M * L484

TOTAL NUMBER OF LABORATORIES REPORTING = 54

Best Values: H60 18.3 ± 2.2 psi

H05 32.4 ± 2.5 psi

TAPPI STANDARD T403 GS-76, BURSTING STRENGTH OF PAPER - PERKINS MODEL C

LAB CODE	P	MEANS		COORDINATES		AVG R.SDR	VAR	PROPERTY---	TEST	INSTRUMENT---	CONDITIONS
		H60	H05	MAJOR	MINOR						
L162	X	13.37	26.87	-7.18	.72	1.02	10C	HURSTING	STRENGTH	UP T0 45	PSI, PERKINS C, MANUAL CLAMP
L275	*	14.99	31.93	-2.14	2.43	.97	10C	BURSTING	STRENGTH	UP T0 45	PSI, PERKINS C, MANUAL CLAMP
L128	*	16.33	30.33	-2.63	.40	.88	10B	HURSTING	STRENGTH	UP T0 45	PSI, PERKINS C, MANUAL CLAMP
L279	0	16.38	29.50	-3.27	-.14	.71	10C	HURSTING	STRENGTH	UP T0 45	PSI, PERKINS C, MANUAL CLAMP
L191	0	16.50	30.93	-2.05	.62	.86	10C	HURSTING	STRENGTH	UP T0 45	PSI, PERKINS C, MANUAL CLAMP
L121	0	16.53	31.97	-1.20	1.21	1.20	10C	HURSTING	STRENGTH	UP T0 45	PSI, PERKINS C, MANUAL CLAMP
L131	0	16.67	31.87	-1.20	1.04	1.06	10C	HURSTING	STRENGTH	UP T0 45	PSI, PERKINS C, MANUAL CLAMP
L360	0	16.73	30.55	-2.22	.20	.92	10C	HURSTING	STRENGTH	UP T0 45	PSI, PERKINS C, MANUAL CLAMP
L249	0	16.79	30.44	-2.27	.09	.86	10C	HURSTING	STRENGTH	UP T0 45	PSI, PERKINS C, MANUAL CLAMP
L274	0	16.80	33.11	-.12	1.67	.88	10C	HURSTING	STRENGTH	UP T0 45	PSI, PERKINS C, MANUAL CLAMP
L183	0	16.93	29.80	-2.70	-.40	1.09	10C	BURSTING	STRENGTH	UP T0 45	PSI, PERKINS C, MANUAL CLAMP
L563	0	17.17	33.43	.36	1.56	1.48	10C	BURSTING	STRENGTH	UP T0 45	PSI, PERKINS C, MANUAL CLAMP
L305	0	17.27	31.63	-1.03	.42	.80	10C	BURSTING	STRENGTH	UP T0 45	PSI, PERKINS C, MANUAL CLAMP
L203H	0	17.27	30.53	-1.91	-.24	.76	10C	BURSTING	STRENGTH	UP T0 45	PSI, PERKINS C, MANUAL CLAMP
L326	0	17.27	30.87	-1.65	-.04	.92	10C	HURSTING	STRENGTH	UP T0 45	PSI, PERKINS C, MANUAL CLAMP
L268	0	17.27	32.47	-.36	.91	1.06	10C	BURSTING	STRENGTH	UP T0 45	PSI, PERKINS C, MANUAL CLAMP
L237A	0	17.30	31.93	-.77	.57	.58	10C	BURSTING	STRENGTH	UP T0 45	PSI, PERKINS C, MANUAL CLAMP
L261	0	17.49	29.51	-2.60	-1.02	.94	10C	BURSTING	STRENGTH	UP T0 45	PSI, PERKINS C, MANUAL CLAMP
L167	0	17.66	32.45	-.14	.59	.52	10C	HURSTING	STRENGTH	UP T0 45	PSI, PERKINS C, MANUAL CLAMP
L312	0	17.70	31.87	-.58	.21	1.06	10C	HURSTING	STRENGTH	UP T0 45	PSI, PERKINS C, MANUAL CLAMP
L250L	*	17.79	28.90	-2.92	-1.62	.81	10N	BURSTING	STRENGTH	UP T0 45	PSI, LHMARGY, MAN. CLAMP, 20C, 65% RH
L237H	0	17.87	31.57	-.73	-.10	.69	10C	BURSTING	STRENGTH	UP T0 45	PSI, PERKINS C, MANUAL CLAMP
L322	0	17.89	31.07	-1.11	-.42	1.21	10C	BURSTING	STRENGTH	UP T0 45	PSI, PERKINS C, MANUAL CLAMP
L599	0	18.00	32.95	.47	.61	1.00	10C	HURSTING	STRENGTH	UP T0 45	PSI, PERKINS C, MANUAL CLAMP
L134	0	18.00	33.43	.85	.90	1.33	10C	BURSTING	STRENGTH	UP T0 45	PSI, PERKINS C, MANUAL CLAMP
L248	0	18.04	30.92	-1.14	-.62	.91	10E	HURSTING	STRENGTH	UP T0 45	PSI, PERKINS C, MANUAL CLAMP
L264	0	18.07	31.47	-.69	-.32	.65	10C	BURSTING	STRENGTH	UP T0 45	PSI, PERKINS C, MANUAL CLAMP
L568	*	18.28	28.44	-3.00	-2.29	.89	10C	BURSTING	STRENGTH	UP T0 45	PSI, PERKINS C, MANUAL CLAMP
L339	0	18.31	31.40	-.60	-.56	1.62	10C	HURSTING	STRENGTH	UP T0 45	PSI, PERKINS C, MANUAL CLAMP
L243	0	18.40	31.90	-.14	-.34	.84	10C	BURSTING	STRENGTH	UP T0 45	PSI, PERKINS C, MANUAL CLAMP
L331	0	18.47	33.27	1.00	.42	1.25	10C	HURSTING	STRENGTH	UP T0 45	PSI, PERKINS C, MANUAL CLAMP
L150	0	18.53	33.77	1.44	.67	1.13	10C	HURSTING	STRENGTH	UP T0 45	PSI, PERKINS C, MANUAL CLAMP
L223A	0	18.79	34.40	2.10	.84	.81	10C	HURSTING	STRENGTH	UP T0 45	PSI, PERKINS C, MANUAL CLAMP
L390	0	18.83	34.37	2.10	.78	.93	10C	HURSTING	STRENGTH	UP T0 45	PSI, PERKINS C, MANUAL CLAMP
L358	0	18.87	31.83	.08	-.75	1.08	10C	HURSTING	STRENGTH	UP T0 45	PSI, PERKINS C, MANUAL CLAMP
L225	0	18.87	32.10	.30	-.59	.85	10C	HURSTING	STRENGTH	UP T0 45	PSI, PERKINS C, MANUAL CLAMP
L251	*	18.95	32.67	.81	-.32	.63	10V	HURSTING	STRENGTH	UP T0 45	PSI, L*W, MANUAL CLAMP, 20C, 65% RH
L232	0	19.10	32.87	1.05	-.32	1.07	10C	BURSTING	STRENGTH	UP T0 45	PSI, PERKINS C, MANUAL CLAMP
L107	0	19.20	32.93	1.17	-.36	.89	10C	HURSTING	STRENGTH	UP T0 45	PSI, PERKINS C, MANUAL CLAMP
L356	0	19.36	30.39	-.78	-2.00	1.28	10C	BURSTING	STRENGTH	UP T0 45	PSI, PERKINS C, MANUAL CLAMP
L158	0	19.40	33.87	2.03	.03	.76	10C	HURSTING	STRENGTH	UP T0 45	PSI, PERKINS C, MANUAL CLAMP
L344	0	19.43	31.73	.34	-1.27	1.07	10C	BURSTING	STRENGTH	UP T0 45	PSI, PERKINS C, MANUAL CLAMP
L333	0	19.60	32.33	.92	-1.04	1.74	10C	HURSTING	STRENGTH	UP T0 45	PSI, PERKINS C, MANUAL CLAMP
L242	*	19.60	32.59	1.13	-.90	.89	10T	BURSTING	STRENGTH	UP T0 45	PSI, L*W, MANUAL CLAMP
L311	0	19.67	33.40	1.82	-.46	.76	10C	BURSTING	STRENGTH	UP T0 45	PSI, PERKINS C, MANUAL CLAMP
L203A	0	19.70	34.40	2.64	.10	1.00	10C	BURSTING	STRENGTH	UP T0 45	PSI, PERKINS C, MANUAL CLAMP
L330	0	19.77	32.86	1.45	-.87	.78	10C	BURSTING	STRENGTH	UP T0 45	PSI, PERKINS C, MANUAL CLAMP
L207	0	20.57	35.23	3.83	-.10	.88	10C	BURSTING	STRENGTH	UP T0 45	PSI, PERKINS C, MANUAL CLAMP
L315	0	20.67	34.93	3.65	-.36	1.12	10C	HURSTING	STRENGTH	UP T0 45	PSI, PERKINS C, MANUAL CLAMP
L153	0	20.70	34.77	3.53	-.48	1.44	10C	BURSTING	STRENGTH	UP T0 45	PSI, PERKINS C, MANUAL CLAMP
L299	0	20.77	34.40	3.28	-.75	1.16	10C	BURSTING	STRENGTH	UP T0 45	PSI, PERKINS C, MANUAL CLAMP
L321	X	20.78	39.19	7.14	2.08	2.00	10C	BURSTING	STRENGTH	UP T0 45	PSI, PERKINS C, MANUAL CLAMP
L269	*	21.73	35.77	4.95	-.72	1.02	10A	HURSTING	STRENGTH	UP T0 45	PSI, PERKINS C, MANUAL CLAMP
L484	*	22.53	36.00	5.61	-1.22	.88	10M	BURSTING	STRENGTH	UP T0 45	PSI, REGMED MT/MOT, MANUAL CLAMP
GMEANS:		18.21	32.21			1.00					
		95% ELLIPSE:		4.72	2.30	WITH GAMMA = 53 DEGREES					

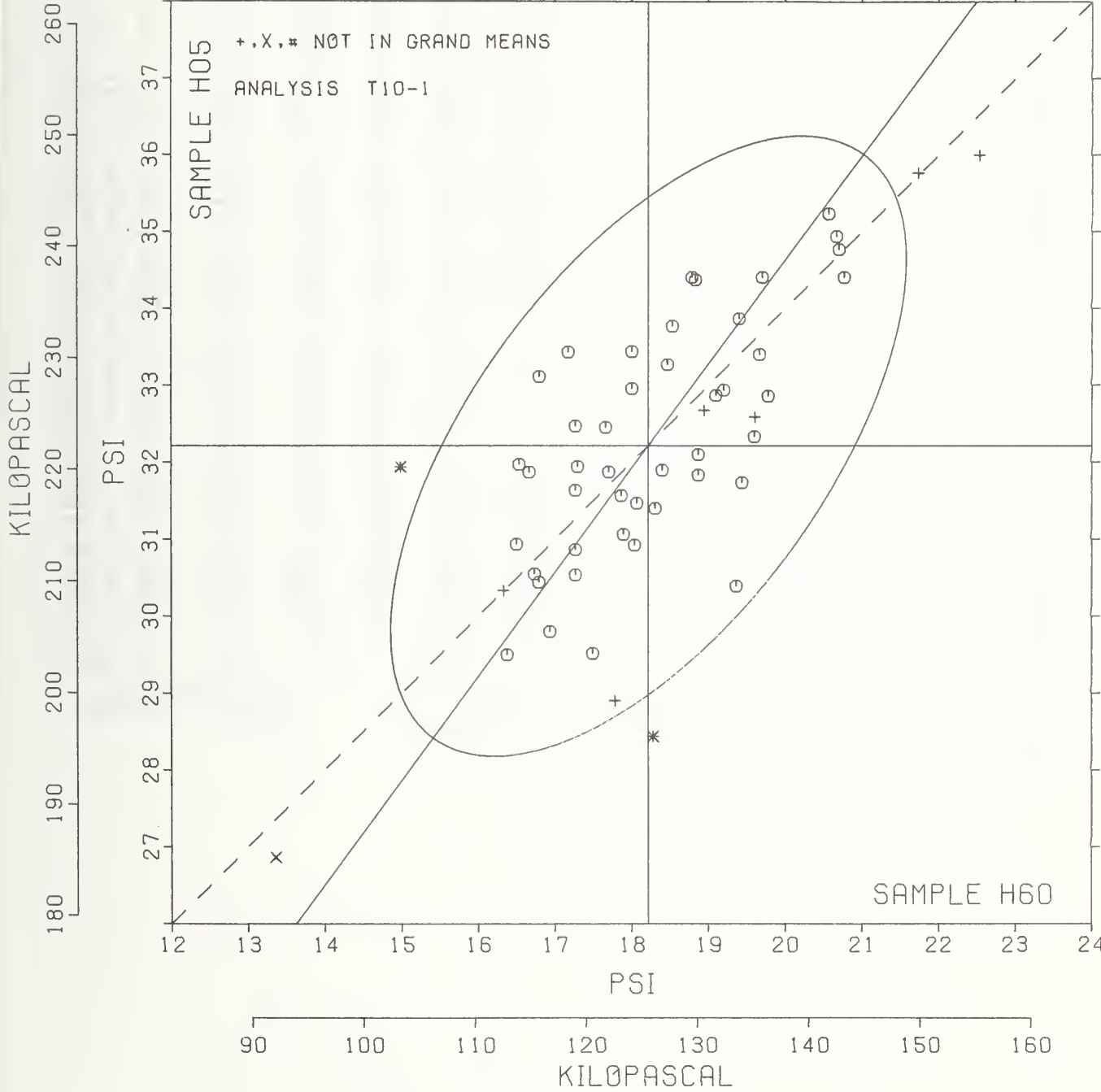
BURSTING STRENGTH, MODEL C

SAMPLE H60 = 18.2 PSI

SAMPLE H05 = 32.2 PSI

SAMPLE H60 = 126 KILOPASCAL

SAMPLE H05 = 222 KILOPASCAL



TAFFI STANDARD T403 6S-76, BURSTING STRENGTH OF PAPER - PERKINS MODEL C-A OR C WITH AIR OR HYDRAULIC CLAMPS

LAB CGDE	SAMPLE H60 74 GRAMS PER SQUARE METER					SAMPLE H05 89 GRAMS PER SQUARE METER					TEST D. = 15		
	MEAN	DEV	N.DEV	SDR	R.SDR	MEAN	DEV	N.DEV	SDR	R.SDR	VAR	F	LAB
L100	19.86	1.26	1.18	1.21	1.01	33.09	.60	.57	1.83	1.19	10D	Ø	L100
L115	16.67	-1.94	-1.83	.98	.81	34.13	1.65	1.57	1.42	.92	10D	*	L115
L118	20.01	1.41	1.33	1.33	1.11	32.47	-.02	-.02	1.23	.80	10D	Ø	L118
L122	19.20	.60	.56	1.21	1.01	31.53	-.95	-.91	1.46	.94	10F	Ø	L122
L125	17.73	-.87	-.82	2.31	1.93	36.93	4.45	4.24	2.63	1.71	10D	X	L125
L141	18.03	-.57	-.54	1.26	1.05	32.12	-.37	-.35	1.93	1.25	10D	Ø	L141
L148	19.40	.80	.75	.91	.76	33.93	1.45	1.38	1.39	.90	10D	Ø	L148
L157	21.07	2.46	2.32	1.15	.96	34.20	1.71	1.63	1.51	.98	10D	Ø	L157
L159	15.38	-3.22	-3.04	1.10	.92	27.70	-4.79	-4.56	1.19	.77	10D	X	L159
L163	18.57	.36	.34	1.33	1.11	32.93	.45	.43	1.91	1.24	10D	Ø	L163
L166	17.17	-1.44	-1.36	.94	.78	31.17	-1.32	-1.26	.90	.58	10D	Ø	L166
L176	20.63	2.03	1.91	1.33	1.11	33.37	.88	.84	1.45	.94	10D	Ø	L176
L185	19.71	1.11	1.05	.49	.41	32.55	.06	.06	.57	.37	10D	Ø	L185
L190C	18.20	-.40	-.38	1.26	1.06	31.07	-1.42	-1.35	1.83	1.19	10D	Ø	L190C
L190R	19.27	.66	.62	.80	.67	32.27	-.22	-.21	1.57	1.02	10D	Ø	L190R
L194	18.15	-.45	-.43	1.01	.84	31.28	-1.21	-1.15	1.39	.90	10D	Ø	L194
L202	18.83	.23	.22	.84	.70	31.70	-.79	-.75	1.16	.75	10D	Ø	L202
L217	18.27	-.34	-.32	.75	.63	30.60	-1.89	-1.80	1.49	.97	10D	Ø	L217
L224	18.70	.10	.09	1.49	1.24	32.93	.45	.43	1.62	1.05	10D	Ø	L224
L226B	19.51	.90	.85	.79	.66	32.52	.03	.03	1.92	1.24	10D	Ø	L226B
L226C	18.42	-.18	-.17	1.81	1.51	33.83	1.34	1.28	2.46	1.60	10D	Ø	L226C
L241	19.07	.46	.44	1.74	1.45	31.27	-1.22	-1.16	1.02	.66	10D	Ø	L241
L255	17.93	-.67	-.63	.70	.59	30.53	-1.95	-1.86	1.19	.77	10D	Ø	L255
L257A	17.27	-1.34	-1.26	2.19	1.82	32.93	.45	.43	1.75	1.13	10D	Ø	L257A
L257B	17.53	-1.07	-1.01	1.88	1.57	33.60	1.11	1.06	2.10	1.36	10D	Ø	L257B
L257C	17.20	-1.40	-1.33	1.37	1.15	32.67	.18	.17	1.55	1.27	10D	Ø	L257C
L262	16.83	-1.77	-1.67	.70	.58	33.00	.51	.49	1.45	.94	10D	Ø	L262
L280	19.83	1.22	1.15	1.15	.96	33.99	1.51	1.44	1.36	.88	10D	Ø	L280
L285	17.93	-.67	-.63	1.28	1.07	31.93	-.55	-.53	1.53	.99	10D	Ø	L285
L309	17.55	-1.05	-.99	1.57	1.31	30.84	-1.65	-1.57	2.29	1.48	10D	Ø	L309
L341	18.83	.23	.22	.96	.80	32.33	-.15	-.14	1.11	.72	10D	Ø	L341
L352	18.09	-.52	-.49	.84	.70	31.56	-.93	-.88	.84	.54	10D	Ø	L352
L378	17.42	-1.19	-1.12	1.06	.88	33.07	.58	.55	2.31	1.50	10D	Ø	L378
L567	19.33	.73	.69	1.59	1.33	33.20	.71	.68	1.37	.89	10D	Ø	L567
L575	18.78	.18	.17	1.23	1.02	31.85	-.63	-.60	1.38	.90	10D	Ø	L575
L581	18.60	-.00	-.00	1.49	1.24	32.90	.41	.39	1.59	1.03	10D	Ø	L581
L587	18.90	.30	.28	1.09	.91	33.63	1.15	1.09	1.59	1.03	10D	Ø	L587

GR. MEAN = 18.60 PSI
SD MEANS = 1.06 PSI

GRAND MEAN = 32.49 PSI
SD OF MEANS = 1.05 PSI

TEST DETERMINATIONS = 15
35 LABS IN GRAND MEANS

AVERAGE SDR = 1.20 PSI

AVERAGE SDR = 1.54 PSI

GR. MEAN = 128.3 KILOPASCAL

GRAND MEAN = 224.0 KILOPASCAL

TOTAL NUMBER OF LABORATORIES REPORTING = 37

Best Values: H60 18.7 ± 1.6 psi
H05 32.5 ± 1.6 psi

TAPPI STANDARD T403 6S-76, BURSTING STRENGTH OF PAPER - PERKINS MODEL C-A OR C WITH AIR OR HYDRAULIC CLAMPS

LAB CODE	F	MEANS		COORDINATES		AVG R. SDR VAR	PROPERTY---	TEST INSTRUMENT---	CONDITIONS
		B60	B05	MAJOR	MINOR				
L159	X	15.38	27.70	-5.64	-1.21	.85 10D	BURSTING	STRENGTH	UP T0 45 PSI, PERKINS CA 0R C, AIR CLAMP
L115	*	16.67	34.13	-.25	2.53	.87 10D	BURSTING	STRENGTH	UP T0 45 PSI, PERKINS CA 0R C, AIR CLAMP
L262	0	16.83	33.00	-.92	1.60	.76 10D	BURSTING	STRENGTH	UP T0 45 PSI, PERKINS CA 0R C, AIR CLAMP
L166	0	17.17	31.17	-1.95	.05	.68 10D	BURSTING	STRENGTH	UP T0 45 PSI, PERKINS CA 0R C, AIR CLAMP
L257C	0	17.20	32.67	-.88	1.11	1.21 10D	BURSTING	STRENGTH	UP T0 45 PSI, PERKINS CA 0R C, AIR CLAMP
L257A	0	17.27	32.93	-.65	1.25	1.48 10D	BURSTING	STRENGTH	UP T0 45 PSI, PERKINS CA 0R C, AIR CLAMP
L378	0	17.42	33.07	-.45	1.24	1.19 10D	BURSTING	STRENGTH	UP T0 45 PSI, PERKINS CA 0R C, AIR CLAMP
L257B	0	17.53	33.60	.00	1.55	1.47 10D	BURSTING	STRENGTH	UP T0 45 PSI, PERKINS CA 0R C, AIR CLAMP
L309	0	17.55	30.84	-1.90	-.45	1.40 10D	BURSTING	STRENGTH	UP T0 45 PSI, PERKINS CA 0R C, AIR CLAMP
L125	X	17.73	36.93	2.46	3.81	1.82 10D	BURSTING	STRENGTH	UP T0 45 PSI, PERKINS CA 0R C, AIR CLAMP
L285	0	17.93	31.93	-.87	.07	1.03 10D	BURSTING	STRENGTH	UP T0 45 PSI, PERKINS CA 0R C, AIR CLAMP
L255	0	17.93	30.53	-1.84	-.94	.68 10D	BURSTING	STRENGTH	UP T0 45 PSI, PERKINS CA 0R C, AIR CLAMP
L141	0	18.03	32.12	-.66	.13	1.15 10D	BURSTING	STRENGTH	UP T0 45 PSI, PERKINS CA 0R C, AIR CLAMP
L352	0	18.09	31.56	-1.02	-.31	.62 10D	BURSTING	STRENGTH	UP T0 45 PSI, PERKINS CA 0R C, AIR CLAMP
L194	0	18.15	31.28	-1.16	-.55	.87 10D	BURSTING	STRENGTH	UP T0 45 PSI, PERKINS CA 0R C, AIR CLAMP
L190C	0	18.20	31.07	-1.28	-.74	1.12 10D	BURSTING	STRENGTH	UP T0 45 PSI, PERKINS CA 0R C, AIR CLAMP
L217	0	18.27	30.60	-1.55	-1.12	.80 10D	BURSTING	STRENGTH	UP T0 45 PSI, PERKINS CA 0R C, AIR CLAMP
L226C	0	18.42	33.83	.80	1.09	1.56 10D	BURSTING	STRENGTH	UP T0 45 PSI, PERKINS CA 0R C, AIR CLAMP
L581	0	18.60	32.90	.28	.30	1.14 10D	BURSTING	STRENGTH	UP T0 45 PSI, PERKINS CA 0R C, AIR CLAMP
L224	0	18.70	32.93	.38	.26	1.15 10D	BURSTING	STRENGTH	UP T0 45 PSI, PERKINS CA 0R C, AIR CLAMP
L575	0	18.78	31.85	-.31	-.58	.96 10D	BURSTING	STRENGTH	UP T0 45 PSI, PERKINS CA 0R C, AIR CLAMP
L202	0	18.83	31.70	-.38	-.72	.73 10D	BURSTING	STRENGTH	UP T0 45 PSI, PERKINS CA 0R C, AIR CLAMP
L341	0	18.83	32.33	.06	-.27	.76 10D	BURSTING	STRENGTH	UP T0 45 PSI, PERKINS CA 0R C, AIR CLAMP
L587	0	18.90	33.63	1.01	.62	.97 10D	BURSTING	STRENGTH	UP T0 45 PSI, PERKINS CA 0R C, AIR CLAMP
L163	0	18.97	32.93	.57	.07	1.17 10D	BURSTING	STRENGTH	UP T0 45 PSI, PERKINS CA 0R C, AIR CLAMP
L241	0	19.07	31.27	-.51	-1.20	1.05 10D	BURSTING	STRENGTH	UP T0 45 PSI, PERKINS CA 0R C, AIR CLAMP
L122	0	19.20	31.53	-.23	-1.10	.98 10D	BURSTING	STRENGTH	UP T0 45 PSI, PERKINS C, H. CLAMP, TRANSDUCER
L190R	0	19.27	32.27	.32	-.62	.84 10D	BURSTING	STRENGTH	UP T0 45 PSI, PERKINS CA 0R C, AIR CLAMP
L567	0	19.33	33.20	1.02	.01	1.11 10D	BURSTING	STRENGTH	UP T0 45 PSI, PERKINS CA 0R C, AIR CLAMP
L148	0	19.40	33.93	1.58	.49	.83 10D	BURSTING	STRENGTH	UP T0 45 PSI, PERKINS CA 0R C, AIR CLAMP
L226B	0	19.51	32.52	.67	-.60	.95 10D	BURSTING	STRENGTH	UP T0 45 PSI, PERKINS CA 0R C, AIR CLAMP
L185	0	19.71	32.55	.84	-.73	.39 10D	BURSTING	STRENGTH	UP T0 45 PSI, PERKINS CA 0R C, AIR CLAMP
L280	0	19.83	33.99	1.93	.24	.92 10D	BURSTING	STRENGTH	UP T0 45 PSI, PERKINS CA 0R C, AIR CLAMP
L100	0	19.86	33.09	1.32	-.44	1.10 10D	BURSTING	STRENGTH	UP T0 45 PSI, PERKINS CA 0R C, AIR CLAMP
L118	0	20.01	32.47	1.00	-.99	.95 10D	BURSTING	STRENGTH	UP T0 45 PSI, PERKINS CA 0R C, AIR CLAMP
L176	0	20.63	33.37	2.07	-.77	1.02 10D	BURSTING	STRENGTH	UP T0 45 PSI, PERKINS CA 0R C, AIR CLAMP
L157	0	21.07	34.20	2.96	-.48	.97 10D	BURSTING	STRENGTH	UP T0 45 PSI, PERKINS CA 0R C, AIR CLAMP
GMEANS:		18.60	32.49			1.00			
95% ELLIPSE:				3.09	2.36				WITH GAMMA = 43 DEGREES

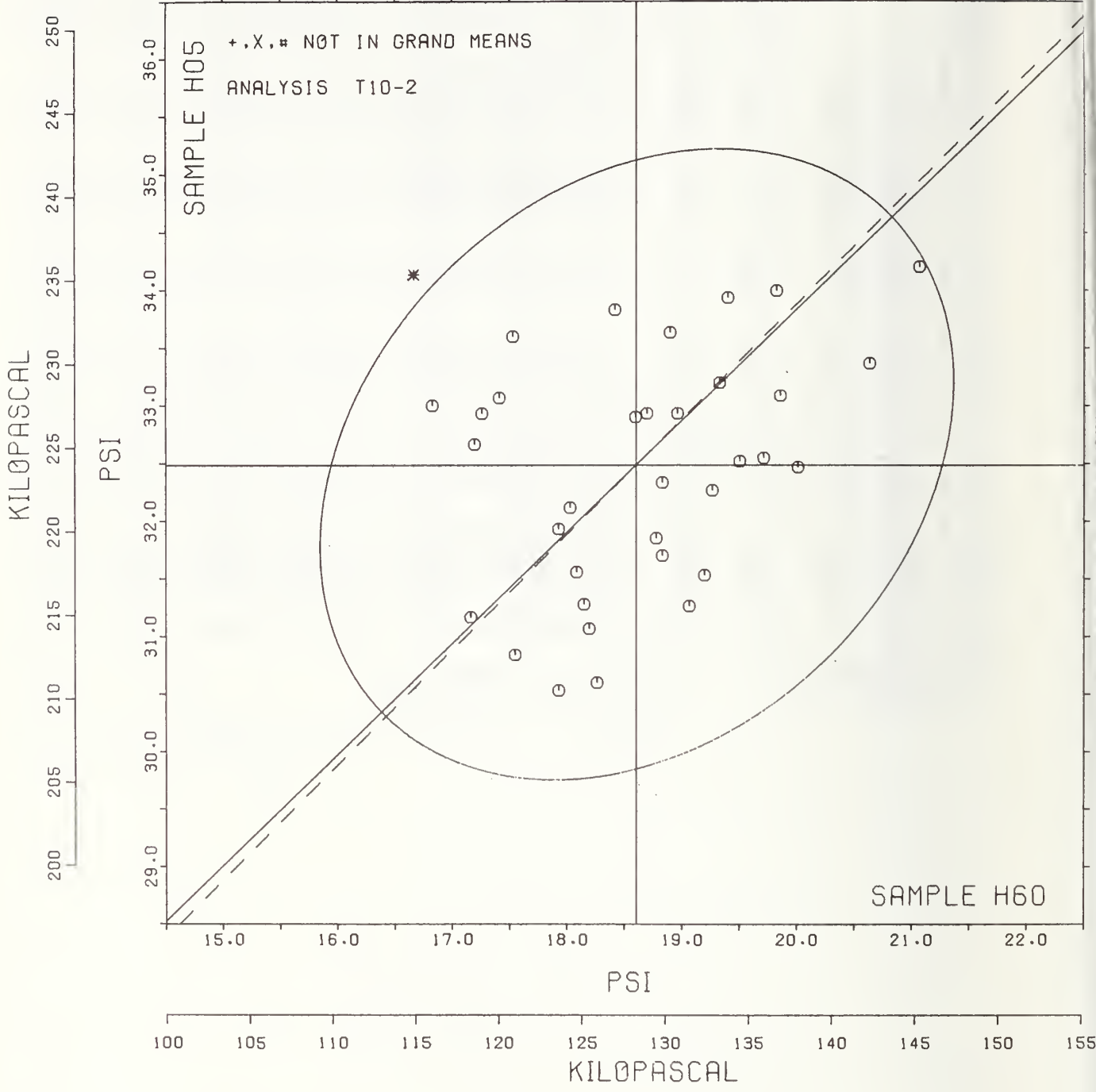
BURSTING STRENGTH, MODEL C-A

SAMPLE H60 = 18.6 PSI

SAMPLE H05 = 32.5 PSI

SAMPLE H60 = 128.3 KILOPASCAL

SAMPLE H05 = 224.0 KILOPASCAL



ANALYSIS T11-1 TABLE 1
BURSTING STRENGTH, HIGH RANGE, PSI
TAPPI STANDARD T403 GS-76, BURSTING STRENGTH OF PAPER - PERKINS MODEL C OR C-A

LAB CODE	SAMPLE E24 242 GRAMS PER SQUARE METER					SAMPLE B08 149 GRAMS PER SQUARE METER					TEST D. = 15		
	MEAN	DEV	N.DEV	SDR	R.SDR	MEAN	DEV	N.DEV	SDR	R.SDR	VAR	F	LAB
L100	68.0	.2	.08	5.6	1.44	80.0	1.7	.40	5.8	.87	11D	Ø	L100
L103	67.6	-.2	-.07	3.3	.85	83.7	5.4	1.30	6.1	.93	11C	Ø	L103
L107	71.8	4.0	1.57	3.8	.98	84.6	6.2	1.51	7.7	1.17	11C	Ø	L107
L118	69.5	1.6	.65	3.3	.86	80.7	2.3	.56	5.7	.86	11D	Ø	L118
L122	67.5	-.3	-.11	3.8	.97	75.2	-3.2	-.77	5.8	.88	11F	Ø	L122
L128	65.0	-2.8	-1.12	2.8	.73	77.6	-.8	-.19	5.2	.80	11D	Ø	L128
L141	68.8	1.0	.39	3.4	.88	84.1	5.8	1.39	8.1	1.23	11D	Ø	L141
L148	69.9	2.1	.83	2.7	.70	80.1	1.8	.43	3.5	.53	11D	Ø	L148
L159	63.8	-4.0	-1.59	3.3	.84	76.3	-2.0	-.49	4.4	.67	11D	Ø	L159
L170	68.9	1.1	.44	3.0	.78	71.9	-6.5	-1.57	4.3	.65	11C	Ø	L170
L174	68.7	.9	.36	3.7	.94	78.3	-.1	-.03	8.8	1.35	11D	Ø	L174
L176	69.2	1.4	.55	3.1	.80	68.9	-9.5	-2.30	6.7	1.02	11D	*	L176
L182	66.7	-1.2	-.46	4.0	1.02	75.3	-3.0	-.74	7.7	1.17	11D	Ø	L182
L218	67.0	-.8	-.31	4.2	1.08	79.8	1.4	.34	6.3	.96	11D	Ø	L218
L232	69.0	1.1	.45	3.0	.78	80.6	2.2	.54	10.6	1.60	11C	Ø	L232
L237A	69.1	1.3	.52	1.6	.41	79.5	1.2	.28	2.6	.40	11C	Ø	L237A
L237B	68.6	.8	.31	1.9	.48	83.8	5.4	1.31	2.4	.37	11C	Ø	L237B
L238A	67.9	.1	.04	4.0	1.03	81.7	3.3	.80	9.7	1.48	11D	Ø	L238A
L243	68.5	.7	.28	3.2	.82	78.7	.3	.07	5.8	.88	11C	Ø	L243
L248	62.3	-5.5	-2.16	3.4	.88	68.7	-9.6	-2.33	6.2	.95	11E	Ø	L248
L273	70.5	2.6	1.05	5.6	1.43	79.1	.8	.18	4.1	.62	11C	Ø	L273
L279	66.3	-1.5	-.60	2.1	.53	77.7	-.6	-.15	4.0	.61	11C	Ø	L279
L280	69.8	2.0	.78	3.4	.86	79.8	1.4	.34	8.6	1.30	11D	Ø	L280
L294	66.4	-1.4	-.56	4.0	1.03	89.4	11.0	2.67	10.7	1.63	11C	#	L294
L303	66.5	-1.3	-.52	2.8	.73	73.0	-5.4	-1.31	6.4	.98	11C	Ø	L303
L331	70.7	2.9	1.15	4.9	1.25	80.2	1.8	.44	8.4	1.28	11C	Ø	L331
L333	62.9	-4.9	-1.93	10.9	2.81	74.5	-3.9	-.95	12.3	1.87	11C	Ø	L333
L334	68.3	.5	.19	3.5	.90	79.1	.7	.18	5.6	.85	11D	Ø	L334
L344	71.4	3.6	1.43	3.5	.90	86.1	7.7	1.87	7.1	1.08	11C	Ø	L344
L356	65.5	-2.0	-.77	5.0	1.29	75.9	-2.5	-.61	8.4	1.28	11C	Ø	L356
L362	63.0	-4.8	-1.91	3.1	.81	74.7	-3.7	-.90	5.0	.76	11D	Ø	L362
L378	68.7	.9	.36	3.6	.91	76.0	-2.4	-.57	8.0	1.22	11D	Ø	L378
L392	62.7	-5.1	-2.01	5.2	1.35	76.9	-1.5	-.36	6.6	1.01	11C	Ø	L392
L565	69.1	1.3	.52	2.6	.67	83.7	5.3	1.28	6.1	.93	11D	Ø	L565
L567	68.3	.5	.20	4.2	1.08	77.2	-1.2	-.28	7.0	1.06	11D	Ø	L567
L575	71.4	3.6	1.41	7.8	2.01	79.8	1.4	.34	9.3	1.41	11D	Ø	L575
GR. MEAN =	67.8 PSI					GRAND MEAN =	78.4 PSI					TEST DETERMINATIONS =	15
SD MEANS =	2.5 PSI					SD OF MEANS =	4.1 PSI					35 LABS IN GRAND MEANS	
		AVERAGE SDR =			3.9 PSI	AVERAGE SDR =			6.6 PSI				
GR. MEAN =	467.6 KILOPASCAL					GRAND MEAN =	540.4 KILOPASCAL						
L242	71.2	3.4	1.33	2.9	.74	80.2	1.8	.43	8.8	1.34	11T	*	L242
L250L	67.7	-.2	-.06	3.7	.96	72.5	-5.9	-1.42	6.8	1.03	11N	*	L250L
L251	62.2	-5.6	-2.22	2.1	.54	73.6	-4.8	-1.16	3.4	.52	11V	*	L251
L274	69.1	1.3	.52	2.3	.59	80.1	1.8	.43	3.8	.57	11H	*	L274
L290	71.2	3.4	1.34	3.8	.97	83.3	4.9	1.18	5.2	.78	11A	*	L290
L393	68.7	.8	.33	3.5	.90	81.3	3.0	.72	4.9	.75	11B	*	L393
L394	80.0	12.2	4.82	2.2	.56	86.3	8.0	1.93	8.9	1.35	11H	*	L394
L570	73.7	5.8	2.31	2.7	.70	85.7	7.3	1.77	8.3	1.26	11H	*	L570
L576	69.7	1.9	.76	3.8	.97	83.5	5.1	1.23	5.5	.84	11P	*	L576
L593	84.2	16.4	6.48	3.0	.77	97.5	19.2	4.64	7.5	1.14	11J	*	L593

TOTAL NUMBER OF LABORATORIES REPORTING = 46

Best Values: E24 68 ± 5 psi
H08 78 ± 6 psi

The following laboratories were omitted from the grand means because of extreme test results: 294.

TAPPI STANDARD T403 6S-76, BURSTING STRENGTH OF PAPER - PERKINS MODEL C OR C-A

LAB CODE	F	MEANS		COORDINATES		AVG		PROPERTY---	TEST	INSTRUMENT---	CONDITIONS
		E24	H08	MAJOR	MINOR	R.SDR	VAR				
L251	*	62.2	73.6	-6.7	3.2	.53	11V	BURSTING	STRENGTH	40 - 100 PSI,	L*W, MANUAL CLAMP, 20C, 65% RH
L248	Ø	62.3	68.7	-11.0	1.1	.91	11E	BURSTING	STRENGTH	40 - 100 PSI,	PERKINS C, MANUAL CLAMP
L392	Ø	62.7	76.9	-3.4	4.1	1.18	11C	BURSTING	STRENGTH	40 - 100 PSI,	PERKINS C, MANUAL CLAMP
L333	Ø	62.9	74.5	-5.5	2.9	2.34	11C	BURSTING	STRENGTH	40 - 100 PSI,	PERKINS C, MANUAL CLAMP
L362	Ø	63.0	74.7	-5.3	2.9	.78	11D	BURSTING	STRENGTH	40 - 100 PSI,	PERKINS CA, AIR CLAMP
L159	Ø	63.8	76.3	-3.5	2.9	.75	11D	BURSTING	STRENGTH	40 - 100 PSI,	PERKINS CA, AIR CLAMP
L128	Ø	65.0	77.6	-1.8	2.3	.76	11D	BURSTING	STRENGTH	40 - 100 PSI,	PERKINS CA, AIR CLAMP
L356	Ø	65.9	75.9	-3.1	.8	1.28	11C	BURSTING	STRENGTH	40 - 100 PSI,	PERKINS C, MANUAL CLAMP
L279	Ø	66.3	77.7	-1.2	1.1	.57	11C	BURSTING	STRENGTH	40 - 100 PSI,	PERKINS C, MANUAL CLAMP
L294	#	66.4	89.4	9.5	5.7	1.33	11C	BURSTING	STRENGTH	40 - 100 PSI,	PERKINS C, MANUAL CLAMP
L303	Ø	66.5	73.0	-5.5	-1.0	.85	11C	BURSTING	STRENGTH	40 - 100 PSI,	PERKINS C, MANUAL CLAMP
L182	Ø	66.7	75.3	-3.2	-.2	1.10	11D	BURSTING	STRENGTH	40 - 100 PSI,	PERKINS CA, AIR CLAMP
L218	Ø	67.0	79.8	1.0	1.3	1.02	11D	BURSTING	STRENGTH	40 - 100 PSI,	PERKINS CA, AIR CLAMP
L122	Ø	67.5	75.2	-3.0	-1.0	.93	11F	BURSTING	STRENGTH	40 - 100 PSI,	PERKINS C, H.C.LAMP, TRANSDUCER
L103	Ø	67.6	83.7	4.8	2.3	.89	11C	BURSTING	STRENGTH	40 - 100 PSI,	PERKINS C, MANUAL CLAMP
L250L	*	67.7	72.5	-5.4	-2.2	1.00	11N	BURSTING	STRENGTH	40 - 100 PSI,	LHØMARGY, MAN. CLAMP, 20C, 65% RH
L238A	Ø	67.9	81.7	3.1	1.2	1.25	11D	BURSTING	STRENGTH	40 - 100 PSI,	PERKINS CA, AIR CLAMP
L100	Ø	68.0	80.0	1.6	.5	1.16	11D	BURSTING	STRENGTH	40 - 100 PSI,	PERKINS CA, AIR CLAMP
L234	Ø	68.3	79.1	.9	-.1	.87	11D	BURSTING	STRENGTH	40 - 100 PSI,	PERKINS CA, AIR CLAMP
L567	Ø	68.3	77.2	-.9	-.9	1.07	11D	BURSTING	STRENGTH	40 - 100 PSI,	PERKINS CA, AIR CLAMP
L243	Ø	68.5	78.7	.6	-.5	.85	11C	BURSTING	STRENGTH	40 - 100 PSI,	PERKINS C, MANUAL CLAMP
L237H	Ø	68.6	83.8	5.3	1.5	.43	11C	BURSTING	STRENGTH	40 - 100 PSI,	PERKINS C, MANUAL CLAMP
L393	*	68.7	81.3	3.1	.4	.82	11H	BURSTING	STRENGTH	40 - 100 PSI,	PERKINS AH, HYDRAULIC CLAMP
L378	Ø	68.7	76.0	-1.8	-1.8	1.07	11D	BURSTING	STRENGTH	40 - 100 PSI,	PERKINS CA, AIR CLAMP
L174	Ø	68.7	78.3	.3	-.9	1.14	11D	BURSTING	STRENGTH	40 - 100 PSI,	PERKINS CA, AIR CLAMP
L141	Ø	68.8	84.1	5.7	1.4	1.05	11D	BURSTING	STRENGTH	40 - 100 PSI,	PERKINS CA, AIR CLAMP
L170	Ø	68.9	71.9	-5.5	-3.6	.72	11C	BURSTING	STRENGTH	40 - 100 PSI,	PERKINS C, MANUAL CLAMP
L232	Ø	69.0	80.6	2.5	-.2	1.19	11C	BURSTING	STRENGTH	40 - 100 PSI,	PERKINS C, MANUAL CLAMP
L565	Ø	69.1	83.7	5.4	.9	.80	11D	BURSTING	STRENGTH	40 - 100 PSI,	PERKINS CA, AIR CLAMP
L274	*	69.1	80.1	2.1	-.5	.58	11H	BURSTING	STRENGTH	40 - 100 PSI,	PERKINS AH, HYDRAULIC CLAMP
L237A	Ø	69.1	79.5	1.6	-.7	.40	11C	BURSTING	STRENGTH	40 - 100 PSI,	PERKINS C, MANUAL CLAMP
L176	*	69.2	68.9	-8.1	-5.1	.91	11D	BURSTING	STRENGTH	40 - 100 PSI,	PERKINS CA, AIR CLAMP
L118	Ø	69.5	80.7	2.8	-.6	.86	11D	BURSTING	STRENGTH	40 - 100 PSI,	PERKINS CA, AIR CLAMP
L576	*	69.7	83.5	5.4	.3	.90	11P	BURSTING	STRENGTH	40 - 100 PSI,	PERKINS LC, MANUAL CLAMP
L280	Ø	69.8	79.8	2.1	-1.3	1.08	11D	BURSTING	STRENGTH	40 - 100 PSI,	PERKINS CA, AIR CLAMP
L148	Ø	69.9	80.1	2.5	-1.2	.62	11D	BURSTING	STRENGTH	40 - 100 PSI,	PERKINS CA, AIR CLAMP
L273	Ø	70.5	79.1	1.8	-2.1	1.02	11C	BURSTING	STRENGTH	40 - 100 PSI,	PERKINS C, MANUAL CLAMP
L331	Ø	70.7	80.2	2.8	-1.9	1.27	11C	BURSTING	STRENGTH	40 - 100 PSI,	PERKINS C, MANUAL CLAMP
L242	*	71.2	80.2	3.0	-2.4	1.04	11T	BURSTING	STRENGTH	40 - 100 PSI,	L*W, MANUAL CLAMP
L290	*	71.2	83.3	5.8	-1.1	.88	11A	BURSTING	STRENGTH	40 - 100 PSI,	PERKINS A, MANUAL CLAMP
L575	Ø	71.4	79.8	2.7	-2.7	1.71	11D	BURSTING	STRENGTH	40 - 100 PSI,	PERKINS CA, AIR CLAMP
L344	Ø	71.4	86.1	8.5	-.2	.99	11C	BURSTING	STRENGTH	40 - 100 PSI,	PERKINS C, MANUAL CLAMP
L107	Ø	71.8	84.6	7.3	-1.1	1.07	11C	BURSTING	STRENGTH	40 - 100 PSI,	PERKINS C, MANUAL CLAMP
L570	*	73.7	85.7	9.0	-2.4	.98	11H	BURSTING	STRENGTH	40 - 100 PSI,	PERKINS AB, HYDRAULIC CLAMP
L394	*	80.0	86.3	12.2	-8.0	.96	11H	BURSTING	STRENGTH	40 - 100 PSI,	PERKINS AB, HYDRAULIC CLAMP
L593	*	84.2	97.5	24.1	-7.3	.96	11J	BURSTING	STRENGTH	40 - 100 PSI,	PERKINS JUMBO, HAND DRIVEN
GMEANS:		67.8	78.4			1.00					
		95% ELLIPSE:		11.5	5.1						WITH GAMMA = 66 DEGREES

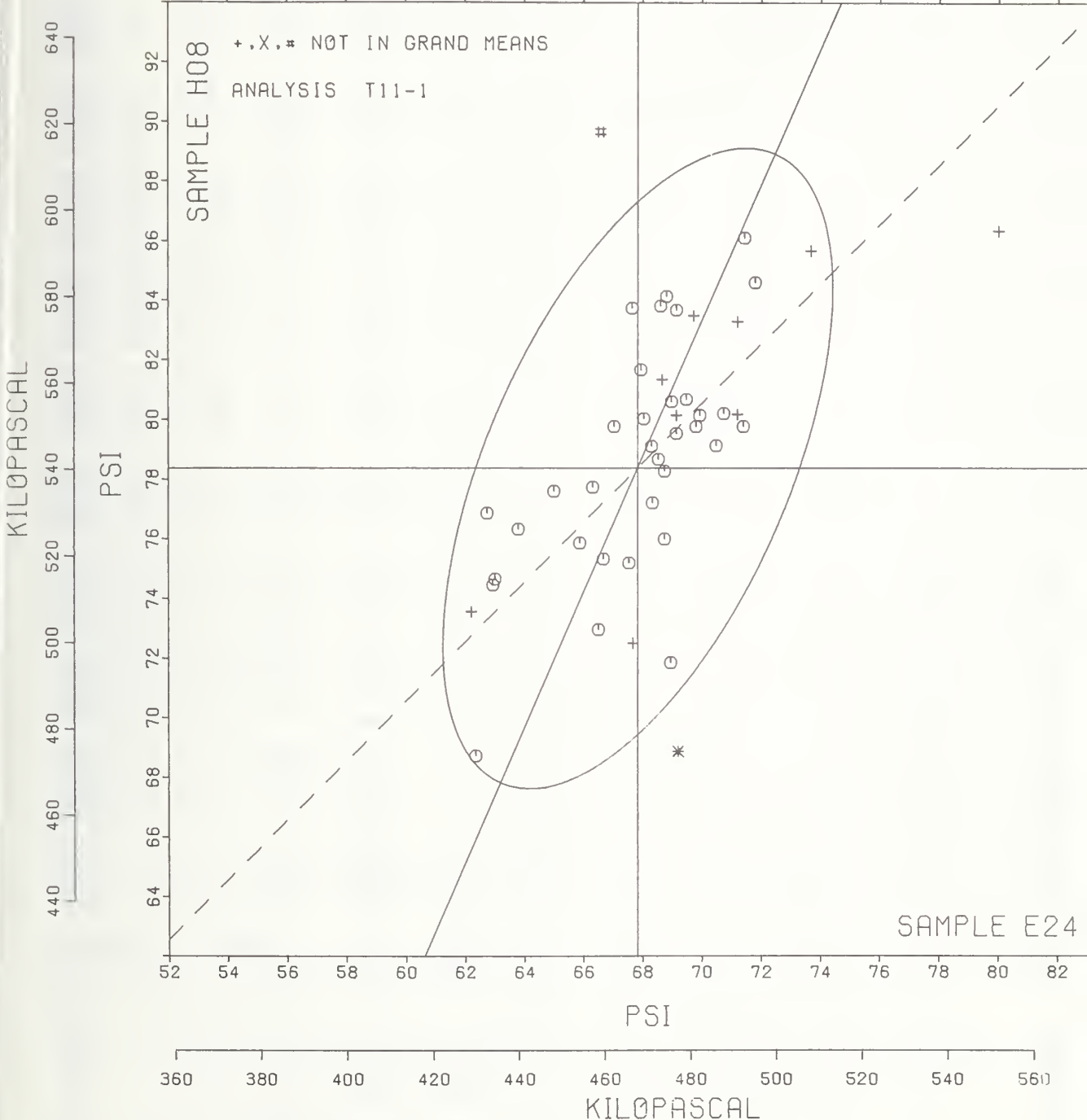
BURSTING STRENGTH, HIGH RANGE

SAMPLE E24 = 67.8 PSI

SAMPLE H08 = 78.4 PSI

SAMPLE E24 = 468 KILOPASCAL

SAMPLE H08 = 540 KILOPASCAL



TAPPI STANDARD T414 TS-65, ANY MAKE ELMENDORF WITH DEEP CUTOUT IS STANDARD FOR THIS ANALYSIS

LAB CODE	BROWN KRAFT						PRINTING						TEST D. = 15		
	SAMPLE E0E MEAN	74 GRAMS DEV	PEM N.DEV	SQUARE SDR	METER R.SDR		SAMPLE H03 MEAN	85 GRAMS DEV	PER N.DEV	SQUARE SDR	METER R.SDR		VAR	F	LAB
L100	60.4	-2.6	-.94	2.0	.92		63.3	-.9	-.29	2.1	1.07		15M	0	L100
L103	62.7	-.3	-.10	1.6	.74		62.3	-2.0	-.65	1.6	.83		15T	0	L103
L107	15.7	-47.3	-17.38	.7	.34		15.1	-49.2	-16.10	.6	.30		15T	#	L107
L115	59.8	-3.1	-1.14	1.4	.67		57.7	-6.6	-2.15	1.8	.94		15C	0	L115
L118	62.1	-.8	-.30	2.0	.91		63.2	-1.0	-.34	2.1	1.10		15T	0	L118
L121	60.5	-2.4	-.89	2.1	.96		62.5	-1.7	-.56	1.8	.90		15T	0	L121
L122	59.7	-3.3	-1.20	2.3	1.09		60.3	-3.9	-1.28	1.8	.93		15C	0	L122
L124	62.0	-.9	-.35	2.6	1.22		62.8	-1.4	-.47	2.4	1.21		15T	0	L124
L126	63.1	.2	.07	1.6	.76		63.9	-.4	-.12	1.9	.98		15T	0	L126
L128	61.7	-1.3	-.47	1.7	.78		62.9	-1.3	-.43	1.8	.92		15T	0	L128
L134	65.9	2.9	1.07	2.0	.91		65.5	5.2	1.71	1.7	.86		15T	0	L134
L139	65.2	2.3	.83	2.6	1.19		67.1	2.8	.53	1.8	.92		15T	0	L139
L141	62.9	-.0	-.00	1.6	.73		63.1	-1.1	-.36	1.4	.69		15T	0	L141
L148	64.0	1.1	.39	3.0	1.40		57.1	-7.2	-2.35	2.4	1.21		15T	X	L148
L150	59.6	-3.3	-1.23	1.9	.89		61.5	-2.7	-.89	1.7	.85		15T	0	L150
L151	78.8	15.9	5.83	4.0	1.88		75.9	11.7	3.83	2.9	1.49		15C	#	L151
L153	62.0	-.9	-.35	2.1	.96		63.9	-.3	-.10	1.7	.85		15C	0	L153
L157	61.8	-1.1	-.42	2.5	1.14		63.1	-1.1	-.36	1.6	.84		15T	0	L157
L158	62.8	-.1	-.05	3.7	1.71		60.5	-3.7	-1.21	2.7	1.36		15R	0	L158
L159	68.4	5.5	2.01	4.6	2.12		67.2	3.0	.97	2.4	1.21		15L	0	L159
L162	63.3	.3	.12	1.8	.81		64.2	-.0	-.01	1.4	.73		15T	0	L162
L163	64.3	1.3	.49	2.7	1.26		65.5	1.3	.42	1.5	.77		15T	0	L163
L166	63.7	.7	.27	1.4	.67		67.0	2.8	.90	2.2	1.14		15T	0	L166
L167	54.5	1.6	.58	1.2	.55		63.7	-.5	-.17	1.0	.53		15C	0	L167
L170	61.9	-1.0	-.37	2.2	1.02		60.1	-4.2	-1.37	.9	.45		15T	0	L170
L173B	59.6	-3.3	-1.23	1.1	.52		65.1	.8	.27	1.0	.53		15T	0	L173B
L174S	64.3	1.3	.49	3.8	1.79		62.7	-1.6	-.52	2.9	1.48		15T	0	L174S
L176	61.3	-1.6	-.59	2.2	1.03		64.3	.0	.01	2.7	1.39		15T	0	L176
L182A	64.3	1.3	.49	3.1	1.44		60.7	-3.5	-1.15	1.8	.92		15A	0	L182A
L182T	62.8	-.1	-.05	1.9	.88		65.2	1.0	.31	1.9	.59		15T	0	L182T
L183	60.9	-2.1	-.76	1.3	.60		61.1	-3.1	-1.02	2.5	1.27		15T	0	L183
L185	61.1	-1.8	-.67	1.8	.86		61.3	-2.9	-.95	2.0	1.03		15T	0	L185
L189	61.1	-1.8	-.67	1.3	.60		64.5	.3	.10	1.8	.94		15T	0	L189
L190C	63.5	.5	.19	1.4	.65		64.7	.4	.14	1.0	.53		15T	0	L190C
L190R	61.1	-1.8	-.67	1.7	.80		62.2	-2.0	-.67	1.8	.91		15C	0	L190R
L191	66.4	3.5	1.27	1.5	.72		69.5	5.2	1.71	2.1	1.06		15T	0	L191
L194	65.1	2.1	.78	3.0	1.40		64.3	.1	.03	2.1	1.09		15T	0	L194
L195	62.4	-.5	-.20	1.9	.89		66.5	2.2	.73	1.5	.77		15C	0	L195
L206	62.0	-1.0	-.36	2.3	1.05		62.8	-1.4	-.47	2.7	1.38		15R	0	L206
L207	62.7	-.3	-.10	2.1	.97		66.3	2.0	.66	1.7	.85		15T	0	L207
L213	61.9	-1.1	-.40	2.2	1.01		65.8	1.6	.51	2.6	1.31		15T	0	L213
L217	63.4	.5	.17	1.9	.87		63.4	-.8	-.28	2.7	1.38		15T	0	L217
L223	63.4	.5	.18	2.0	.95		65.2	.9	.31	1.1	.56		15R	0	L223
L224	59.8	-3.1	-1.16	1.5	.71		62.6	-1.6	-.54	2.1	1.09		15T	0	L224
L225	67.3	4.3	1.59	1.0	.48		66.6	2.4	.77	2.2	1.11		15T	0	L225
L226B	65.6	2.7	.98	2.9	1.37		68.5	4.2	1.38	2.8	1.43		15T	0	L226B
L226C	58.4	-4.5	-1.67	2.2	1.01		58.5	-5.8	-1.89	1.7	.88		15T	0	L226C
L228	60.3	-2.7	-.98	1.7	.77		60.5	-3.7	-1.21	2.6	1.31		15T	0	L228
L232	69.2	6.3	2.30	9.1	4.22		65.7	1.5	.49	3.0	1.54		15T	*	L232
L236	58.8	-4.1	-1.52	3.5	1.64		58.9	-5.3	-1.74	1.8	.94		15T	0	L236
L237A	60.7	-2.3	-.84	1.6	.76		62.4	-1.8	-.60	1.4	.69		15T	0	L237A
L237B	62.8	-.1	-.05	2.1	.98		67.6	3.4	1.10	1.7	.88		15T	0	L237B
L238A	56.1	-6.8	-2.50	2.1	.96		58.7	-5.6	-1.83	1.8	.92		15T	*	L238A
L241	66.7	3.7	1.37	2.0	.92		70.3	6.0	1.97	2.3	1.15		15T	0	L241
L243	62.9	-.1	-.03	2.5	1.16		65.1	.9	.29	2.5	1.29		15T	0	L243
L244	63.8	.9	.32	1.4	.64		65.0	.8	.25	1.3	.67		15C	0	L244
L248	63.8	.9	.31	1.7	.79		67.1	2.8	.92	1.8	.92		15J	0	L248
L249	61.1	-1.8	-.68	1.1	.53		61.6	-2.6	-.87	1.9	.97		15T	0	L249
L254	62.9	-.1	-.03	1.8	.82		63.7	-.6	-.19	2.3	1.15		15T	0	L254
L255	62.7	-.2	-.08	2.3	1.05		62.1	-2.1	-.69	1.8	.94		15T	0	L255
L257A	62.8	-.1	-.05	2.4	1.10		65.9	1.6	.53	1.8	.90		15C	0	L257A
L257E	63.2	.3	.09	2.2	1.04		66.3	2.0	.66	2.1	1.08		15C	0	L257E
L257C	62.3	-.7	-.25	1.5	.69		65.9	1.6	.53	1.4	.72		15C	0	L257C
L259	62.7	-.3	-.10	2.2	1.00		64.3	.1	.03	1.4	.74		15T	0	L259
L261	61.6	-1.3	-.49	2.2	1.01		62.9	-1.4	-.45	1.8	.94		15T	0	L261

TAPPI STANDARD T414 IS-65, ANY MAKE ELMENDORF WITH DEEP CUTOUT IS STANDARD FOR THIS ANALYSIS

LAB CODE	BROWN KRAFT					PRINTING					TEST D. = 15		
	1305 MEAN	74 GRAMS PER SQUARE METER DEV	N.DEV	SDR	R.SDR	H03 MEAN	89 GRAMS PER SQUARE METER DEV	N.DEV	SDR	R.SDR	VAR	F	LAB
L262	62.3	.6	.22	.5	.23	67.5	3.2	1.06	.8	.43	15T	Ø	L262
L264	23.3	-39.6	-14.56	1.0	.45	17.5	-46.7	-15.30	.6	.33	15T	#	L264
L265	93.2	30.3	11.12	13.0	6.04	96.5	32.3	10.57	10.6	5.43	15T	#	L265
L268	66.3	3.3	1.22	2.0	.92	66.9	2.6	.86	2.2	1.14	15T	Ø	L268
L273	62.9	.0	.00	2.5	1.14	63.4	-.8	-.28	1.4	.72	15T	Ø	L273
L274	62.0	-.9	-.35	1.5	.70	62.9	-1.3	-.43	2.0	1.01	15T	Ø	L274
L275	65.8	2.9	1.05	1.8	.83	69.2	5.0	1.62	2.1	1.06	15T	Ø	L275
L277	71.2	8.3	3.04	2.4	1.10	69.6	5.4	1.75	1.9	.96	15T	#	L277
L278	65.4	2.5	.90	2.8	1.31	68.6	4.4	1.43	2.2	1.11	15T	Ø	L278
L279	68.3	5.3	1.96	2.9	1.35	68.0	3.8	1.23	2.8	1.45	15T	Ø	L279
L280	64.1	1.2	.44	2.4	1.09	64.1	-.1	-.04	2.1	1.07	15L	Ø	L280
L281	61.2	-1.7	-.64	2.1	.97	62.1	-2.1	-.69	2.0	1.02	15T	Ø	L281
L285	64.7	-8.3	-3.04	3.9	1.81	46.5	-17.7	-5.80	2.9	1.47	15T	#	L285
L288	65.7	2.7	1.00	2.3	1.05	66.4	2.2	.71	1.8	.90	15Q	Ø	L288
L290	68.6	5.7	2.08	2.0	.93	73.2	9.0	2.93	2.0	1.04	15T	#	L290
L291	60.7	-2.3	-.84	1.8	.84	62.4	-1.8	-.60	1.1	.57	15A	Ø	L291
L299	63.0	.1	.02	2.1	.99	65.1	.9	.29	2.3	1.17	15T	Ø	L299
L301	64.4	1.5	.54	2.1	.99	65.6	1.4	.44	2.2	1.11	15Q	Ø	L301
L303	63.4	.5	.17	2.0	.91	66.8	2.6	.84	2.3	1.19	15L	Ø	L303
L305	61.3	-1.7	-.62	1.3	.62	60.7	-3.5	-1.15	1.7	.85	15T	Ø	L305
L309	61.2	-1.7	-.64	2.0	.93	61.0	-3.2	-1.06	2.3	1.16	15T	Ø	L309
L311	63.6	.7	.24	2.5	1.17	61.6	-2.6	-.87	1.5	.79	15T	Ø	L311
L312	63.9	.9	.34	2.1	.96	68.5	4.2	1.38	3.3	1.70	15T	Ø	L312
L315	65.3	2.4	.88	3.8	1.75	69.6	5.4	1.75	1.5	.77	15T	Ø	L315
L321	56.8	-6.1	-2.26	1.6	.73	57.8	-6.4	-2.11	.6	.29	15T	Ø	L321
L328	59.5	-3.5	-1.28	1.8	.83	62.6	-1.6	-.54	1.5	.77	15T	Ø	L328
L331	62.2	-.7	-.25	3.0	1.39	58.7	-5.5	-1.80	2.2	1.10	15T	S	L331
L334	56.3	-6.6	-2.43	2.4	1.11	58.9	-5.3	-1.74	1.9	.96	15T	Ø	L334
L336	57.0	-5.9	-2.18	2.1	.59	59.7	-4.5	-1.48	2.3	1.15	15T	Ø	L336
L344	67.6	4.7	1.71	2.7	1.28	66.5	2.2	.73	2.9	1.48	15C	Ø	L344
L345	64.5	1.6	.58	4.7	2.20	63.1	-1.1	-.36	2.3	1.18	15T	Ø	L345
L352	62.7	-.3	-.10	2.1	.99	64.7	.5	.15	2.6	1.32	15C	Ø	L352
L360	62.3	-.7	-.25	3.1	1.43	62.3	-2.0	-.65	2.2	1.13	15T	Ø	L360
L362	61.8	-1.1	-.42	1.5	.68	61.4	-2.8	-.93	1.4	.69	15T	Ø	L362
L376	65.7	2.8	1.03	2.8	1.31	68.7	4.4	1.45	2.2	1.14	15T	Ø	L376
L378	68.5	5.5	2.03	3.0	1.39	66.9	2.7	.88	2.4	1.21	15T	Ø	L378
L382	64.9	2.0	.73	2.2	1.00	64.7	.5	.16	1.9	.99	15T	Ø	L382
L390	61.7	-1.2	-.44	6.7	3.10	61.5	-2.8	-.91	1.7	.88	15T	Ø	L390
L392	62.8	-.1	-.05	1.6	.75	61.1	-3.2	-1.04	3.2	1.61	15T	Ø	L392
L396M	62.4	-.5	-.20	1.5	.72	64.4	.2	.05	2.0	1.04	15T	Ø	L396M
L484	68.3	5.3	1.96	1.7	.77	66.8	2.6	.84	2.0	1.01	15T	Ø	L484
L565	61.2	-1.7	-.64	2.5	1.17	66.1	1.9	.62	3.2	1.62	15T	Ø	L565
L567	61.5	-1.1	-.40	2.2	1.02	64.8	.6	.18	1.5	.75	15C	Ø	L567
L575	63.8	.9	.32	1.3	.62	66.5	2.2	.73	1.8	.90	15L	Ø	L575
L576	64.8	1.9	.68	1.5	.71	70.0	5.8	1.89	2.2	1.11	15T	Ø	L576
L580	61.5	-1.5	-.54	2.1	.96	62.8	-1.4	-.47	2.7	1.37	15T	Ø	L580
L581	66.4	3.5	1.29	1.7	.79	66.6	2.3	.76	2.1	1.08	15Q	Ø	L581
L587	59.6	-3.3	-1.23	2.2	1.01	62.0	-2.2	-.73	1.7	.86	15T	Ø	L587
L596	78.9	16.0	5.88	5.1	2.38	65.9	1.6	.53	3.0	1.52	15T	#	L596
L599	62.3	-.7	-.25	1.7	.79	65.2	1.0	.31	1.6	.82	15T	Ø	L599
GR. MEAN =	62.9 GRAMS					GRAND MEAN =	64.2 GRAMS	TEST DETERMINATIONS = 15					
SD MEANS =	2.7 GRAMS					SD OF MEANS =	3.1 GRAMS	108 LABS IN GRAND MEANS					
		AVERAGE SDR =			2.2 GRAMS	AVERAGE SDR =			2.0 GRAMS				
GR. MEAN =	617.3 MILLINEWTON					GRAND MEAN =	630.0 MILLINEWTON						
L211	60.9	-2.0	-.74	2.0	.92	59.5	-4.8	-1.56	1.9	.98	15V	+	L211
L230	60.0	-2.9	-1.08	2.1	.99	59.4	-4.8	-1.58	2.4	1.21	15V	+	L230
L242	63.8	.9	.32	1.9	.90	64.8	.6	.18	1.9	.99	15U	+	L242
L250L	79.8	16.9	6.20	3.9	1.83	75.3	11.1	3.64	2.8	1.45	15H	+	L250L
L251	67.8	4.9	1.79	2.7	1.27	69.7	5.4	1.78	1.5	.79	15K	+	L251
L531	66.4	3.5	1.27	7.2	3.33	61.2	-3.0	-1.00	3.8	1.92	15E	+	L531
L610	64.1	1.2	.44	3.2	1.51	70.4	6.2	2.02	1.9	.96	15E	+	L610

TOTAL NUMBER OF LABORATORIES REPORTING = 122

Best Values: E05 63 ± 5 grams
H03 64 ± 5 grams

Please see the diagram of the inside of the back cover of this report which shows how to distinguish between an Elmendorf tear tester with DEEP CUTOUT and an older model tester with NO CUTOUT.

The following laboratories were omitted from the grand means because of extreme test results: 151, 265, 285, 596.

Data from the following laboratories appear to be off by a multiplicative factor: 107, 264.

Data from the following laboratories appeared to be off by a multiplicative factor: 211, 230. Code 15V was assigned temporarily to put in a factor of 2.

ANALYSIS T15-1 TABLE 2

TEARING STRENGTH, GRAMS

TAPPI STANDARD T414 IS-65, ANY MAKE ELMENDORF WITH DEEP CUTOUT IS STANDARD FOR THIS ANALYSIS

LAB CODE	F	MEANS E05 H03		COORDINATES MAJOR MINOR		AVG E.SDR VAR		PROPERTY---TEST	INSTRUMENT---CONDITIONS
L107	#	15.7	15.1	-68.1	3.8	.32	15T	TEARING STRENGTH,	STANDARD, THWING-ELMENDORF (SCALE TO 100)
L264	#	23.3	17.5	-61.2	-4	.39	15T	TEARING STRENGTH,	STANDARD, THWING-ELMENDORF (SCALE TO 100)
L285	#	54.7	46.5	-18.8	-5.3	1.64	15T	TEARING STRENGTH,	STANDARD, THWING-ELMENDORF (SCALE TO 100)
L238A	*	56.1	58.7	-8.7	1.5	.94	15T	TEARING STRENGTH,	STANDARD, THWING-ELMENDORF (SCALE TO 100)
L334	Ø	56.3	58.9	-8.3	1.6	1.03	15T	TEARING STRENGTH,	STANDARD, THWING-ELMENDORF (SCALE TO 100)
L321	Ø	56.0	57.8	-8.9	.5	.51	15T	TEARING STRENGTH,	STANDARD, THWING-ELMENDORF (SCALE TO 100)
L336	Ø	57.0	59.7	-7.3	1.6	1.07	15T	TEARING STRENGTH,	STANDARD, THWING-ELMENDORF (SCALE TO 100)
L226C	Ø	58.4	58.5	-7.3	-3	.94	15T	TEARING STRENGTH,	STANDARD, THWING-ELMENDORF (SCALE TO 100)
L236	Ø	58.8	58.9	-6.7	-3	1.29	15T	TEARING STRENGTH,	STANDARD, THWING-ELMENDORF (SCALE TO 100)
L328	Ø	59.5	62.6	-3.5	1.6	.80	15T	TEARING STRENGTH,	STANDARD, THWING-ELMENDORF (SCALE TO 100)
L587	Ø	59.6	62.0	-3.9	1.1	.93	15T	TEARING STRENGTH,	STANDARD, THWING-ELMENDORF (SCALE TO 100)
L173B	Ø	59.6	65.1	-1.6	3.1	.52	15T	TEARING STRENGTH,	STANDARD, THWING-ELMENDORF (SCALE TO 100)
L150	Ø	59.6	61.5	-4.2	.8	.87	15T	TEARING STRENGTH,	STANDARD, THWING-ELMENDORF (SCALE TO 100)
L122	Ø	59.7	60.3	-5.1	-1	1.01	15C	TEARING STRENGTH,	STANDARD, THWING-ELMENDORF (W. AIR CLAMP)
L224	Ø	59.8	62.6	-3.3	1.3	.90	15T	TEARING STRENGTH,	STANDARD, THWING-ELMENDORF (SCALE TO 100)
L115	Ø	59.8	57.7	-7.0	-1.9	.80	15C	TEARING STRENGTH,	STANDARD, THWING-ELMENDORF (W. AIR CLAMP)
L230	+	60.0	59.4	-5.6	-9	1.10	15V	TEARING STRENGTH,	STANDARD, THWING-ELMENDORF (SCALE TO 100)X2
L228	Ø	60.3	60.5	-4.6	-4	1.04	15T	TEARING STRENGTH,	STANDARD, THWING-ELMENDORF (SCALE TO 100)
L100	Ø	60.4	63.3	-2.3	1.4	1.00	15M	TEARING STRENGTH,	STANDARD, T.M. MURFIELD (APPITA-ELMENDORF)
L121	Ø	60.5	62.5	-2.9	.7	.93	15T	TEARING STRENGTH,	STANDARD, THWING-ELMENDORF (SCALE TO 100)
L291	Ø	60.7	62.4	-2.9	.5	.70	15A	TEARING STRENGTH,	STANDARD, APPITA
L237A	Ø	60.7	62.4	-2.9	.5	.72	15T	TEARING STRENGTH,	STANDARD, THWING-ELMENDORF (SCALE TO 100)
L183	Ø	60.9	61.1	-3.7	-5	.93	15T	TEARING STRENGTH,	STANDARD, THWING-ELMENDORF (SCALE TO 100)
L211	+	60.9	59.5	-4.9	-1.6	.95	15V	TEARING STRENGTH,	STANDARD, THWING-ELMENDORF (SCALE TO 100)X2
L249	Ø	61.1	61.6	-3.2	-3	.75	15T	TEARING STRENGTH,	STANDARD, THWING-ELMENDORF (SCALE TO 100)
L190R	Ø	61.1	62.2	-2.7	.0	.86	15C	TEARING STRENGTH,	STANDARD, THWING-ELMENDORF (W. AIR CLAMP)
L189	Ø	61.1	64.5	-1.0	1.6	.77	15T	TEARING STRENGTH,	STANDARD, THWING-ELMENDORF (SCALE TO 100)
L185	Ø	61.1	61.3	-3.4	-5	.95	15T	TEARING STRENGTH,	STANDARD, THWING-ELMENDORF (SCALE TO 100)
L565	Ø	61.2	66.1	.3	2.6	1.39	15T	TEARING STRENGTH,	STANDARD, THWING-ELMENDORF (SCALE TO 100)
L309	Ø	61.2	61.0	-3.6	-8	1.05	15T	TEARING STRENGTH,	STANDARD, THWING-ELMENDORF (SCALE TO 100)
L281	Ø	61.2	62.1	-2.7	-1	1.00	15T	TEARING STRENGTH,	STANDARD, THWING-ELMENDORF (SCALE TO 100)
L305	Ø	61.3	60.7	-3.8	-1.0	.74	15T	TEARING STRENGTH,	STANDARD, THWING-ELMENDORF (SCALE TO 100)
L176	Ø	61.3	64.3	-1.0	1.2	1.21	15T	TEARING STRENGTH,	STANDARD, THWING-ELMENDORF (SCALE TO 100)
L580	Ø	61.5	62.8	-2.1	.2	1.16	15T	TEARING STRENGTH,	STANDARD, THWING-ELMENDORF (SCALE TO 100)
L261	Ø	61.6	62.9	-1.9	.1	.97	15T	TEARING STRENGTH,	STANDARD, THWING-ELMENDORF (SCALE TO 100)
L128	Ø	61.7	62.9	-1.8	.1	.85	15T	TEARING STRENGTH,	STANDARD, THWING-ELMENDORF (SCALE TO 100)
L390	Ø	61.7	61.5	-2.9	-9	1.99	15T	TEARING STRENGTH,	STANDARD, THWING-ELMENDORF (SCALE TO 100)
L362	Ø	61.8	61.4	-2.9	-1.0	.69	15T	TEARING STRENGTH,	STANDARD, THWING-ELMENDORF (SCALE TO 100)
L157	Ø	61.8	63.1	-1.6	.1	.99	15T	TEARING STRENGTH,	STANDARD, THWING-ELMENDORF (SCALE TO 100)
L567	Ø	61.9	64.8	-.3	1.2	.89	15C	TEARING STRENGTH,	STANDARD, THWING-ELMENDORF (W. AIR CLAMP)
L213	Ø	61.9	65.8	.5	1.8	1.16	15T	TEARING STRENGTH,	STANDARD, THWING-ELMENDORF (SCALE TO 100)
L170	Ø	61.9	60.1	-3.8	-2.0	.73	15T	TEARING STRENGTH,	STANDARD, THWING-ELMENDORF (SCALE TO 100)
L206	Ø	62.0	62.8	-1.7	-.2	1.22	15R	TEARING STRENGTH,	STANDARD, THWING-ELMENDORF, DIGITAL READOUT
L153	Ø	62.0	63.9	-.8	.5	.91	15C	TEARING STRENGTH,	STANDARD, THWING-ELMENDORF (W. AIR CLAMP)
L274	Ø	62.0	62.9	-1.6	-.1	.86	15T	TEARING STRENGTH,	STANDARD, THWING-ELMENDORF (SCALE TO 100)
L124	Ø	62.0	62.8	-1.7	-.2	1.21	15T	TEARING STRENGTH,	STANDARD, THWING-ELMENDORF (SCALE TO 100)
L118	Ø	62.1	63.2	-1.3	-.1	1.00	15T	TEARING STRENGTH,	STANDARD, THWING-ELMENDORF (SCALE TO 100)
L331	S	62.2	58.7	-4.6	-3.1	1.24	15T	TEARING STRENGTH,	STANDARD, THWING-ELMENDORF (SCALE TO 100)
L599	Ø	62.3	65.2	.3	1.1	.81	15T	TEARING STRENGTH,	STANDARD, THWING-ELMENDORF (SCALE TO 100)
L360	Ø	62.3	62.3	-1.9	-.8	1.28	15T	TEARING STRENGTH,	STANDARD, THWING-ELMENDORF (SCALE TO 100)
L257C	Ø	62.3	65.9	.8	1.6	.70	15C	TEARING STRENGTH,	STANDARD, THWING-ELMENDORF (W. AIR CLAMP)
L262	Ø	62.3	67.5	2.0	2.6	.33	15T	TEARING STRENGTH,	STANDARD, THWING-ELMENDORF (SCALE TO 100)
L396M	Ø	62.4	64.4	-.2	.5	.88	15T	TEARING STRENGTH,	STANDARD, THWING-ELMENDORF (SCALE TO 100)
L195	Ø	62.4	66.5	1.3	1.9	.83	15C	TEARING STRENGTH,	STANDARD, THWING-ELMENDORF (W. AIR CLAMP)
L352	Ø	62.7	64.7	.2	.5	1.15	15C	TEARING STRENGTH,	STANDARD, THWING-ELMENDORF (W. AIR CLAMP)
L207	Ø	62.7	66.3	1.4	1.5	.91	15T	TEARING STRENGTH,	STANDARD, THWING-ELMENDORF (SCALE TO 100)
L103	Ø	62.7	62.3	-1.7	-1.1	.78	15T	TEARING STRENGTH,	STANDARD, THWING-ELMENDORF (SCALE TO 100)
L259	Ø	62.7	64.3	-.1	.3	.87	15T	TEARING STRENGTH,	STANDARD, THWING-ELMENDORF (SCALE TO 100)
L255	Ø	62.7	62.1	-1.7	-1.2	.99	15T	TEARING STRENGTH,	STANDARD, THWING-ELMENDORF (SCALE TO 100)
L392	Ø	62.8	61.1	-2.5	-2.0	1.18	15T	TEARING STRENGTH,	STANDARD, THWING-ELMENDORF (SCALE TO 100)
L182T	Ø	62.8	65.2	.6	.7	.93	15T	TEARING STRENGTH,	STANDARD, THWING-ELMENDORF (SCALE TO 100)
L257A	Ø	62.8	65.9	1.1	1.2	1.00	15C	TEARING STRENGTH,	STANDARD, THWING-ELMENDORF (W. AIR CLAMP)
L158	Ø	62.8	60.5	-2.9	-2.3	1.54	15R	TEARING STRENGTH,	STANDARD, THWING-ELMENDORF, DIGITAL READOUT
L237B	Ø	62.8	67.6	2.5	2.3	.93	15T	TEARING STRENGTH,	STANDARD, THWING-ELMENDORF (SCALE TO 100)
L254	Ø	62.9	63.7	-.5	-.3	.95	15T	TEARING STRENGTH,	STANDARD, THWING-ELMENDORF (SCALE TO 100)

TAPPI STANDARD T414 TS-65, ANY MAKE ELMENDORF WITH DEEP CUTOUT IS STANDARD FOR THIS ANALYSIS

LAB CODE	F	MEANS		COORDINATES		AVG		PROPERTY---TEST	INSTRUMENT---CONDITIONS
		E05	H03	MAJOR	MINOR	R.SDR	VAR		
L243	Ø	62.9	65.1	.6	-.6	1.23	15T	TEARING STRENGTH,	STANDARD, THWING-ELMENDORF (SCALE TØ 100)
L141	Ø	62.9	63.1	-.8	-.7	.71	15T	TEARING STRENGTH,	STANDARD, THWING-ELMENDORF (SCALE TØ 100)
L273	Ø	62.9	63.4	-.6	-.5	.93	15T	TEARING STRENGTH,	STANDARD, THWING-ELMENDORF (SCALE TØ 100)
L299	Ø	63.0	65.1	.7	.5	1.08	15T	TEARING STRENGTH,	STANDARD, THWING-ELMENDORF (SCALE TØ 100)
L126	Ø	63.1	63.9	-.2	-.4	.87	15T	TEARING STRENGTH,	STANDARD, THWING-ELMENDORF (SCALE TØ 100)
L257B	Ø	63.2	66.3	1.7	1.1	1.06	15C	TEARING STRENGTH,	STANDARD, THWING-ELMENDORF (W.AIR CLAMP)
L162	Ø	63.3	64.2	.2	-.3	.77	15T	TEARING STRENGTH,	STANDARD, THWING-ELMENDORF (SCALE TØ 100)
L217	Ø	63.4	63.4	-.3	-.9	1.13	15T	TEARING STRENGTH,	STANDARD, THWING-ELMENDORF (SCALE TØ 100)
L303	Ø	63.4	66.8	2.2	1.3	1.05	15L	TEARING STRENGTH,	STANDARD, LØRENTZ-WETTRES
L223	Ø	63.4	65.2	1.0	.2	.76	15R	TEARING STRENGTH,	STANDARD, THWING-ELMENDORF, DIGITAL READOUT
L190C	Ø	63.5	64.7	.7	-.1	.59	15T	TEARING STRENGTH,	STANDARD, THWING-ELMENDORF (SCALE TØ 100)
L311	Ø	63.6	61.6	-1.6	-2.2	.98	15T	TEARING STRENGTH,	STANDARD, THWING-ELMENDORF (SCALE TØ 100)
L166	Ø	63.7	67.0	2.6	1.2	.91	15T	TEARING STRENGTH,	STANDARD, THWING-ELMENDORF (SCALE TØ 100)
L248	Ø	63.8	67.1	2.7	1.2	.86	15J	TEARING STRENGTH,	STANDARD, LØRENTZ-WETTRES
L242	*	63.8	64.8	1.0	-.3	.94	15U	TEARING STRENGTH,	STANDARD, AUSTRALIAN OPT. CO.
L575	Ø	63.8	66.5	2.2	.8	.76	15L	TEARING STRENGTH,	STANDARD, LØRENTZ-WETTRES
L244	Ø	63.8	65.0	1.1	-.2	.65	15C	TEARING STRENGTH,	STANDARD, THWING-ELMENDORF (W.AIR CLAMP)
L312	Ø	63.9	68.5	3.8	2.1	1.33	15T	TEARING STRENGTH,	STANDARD, THWING-ELMENDORF (SCALE TØ 100)
L148	X	64.0	57.1	-4.8	-5.5	1.31	15T	TEARING STRENGTH,	STANDARD, THWING-ELMENDORF (SCALE TØ 100)
L610	*	64.1	70.4	5.4	3.1	1.24	15E	TEARING STRENGTH,	STANDARD, THWING-ELMENDORF, AMBIENT COND.
L280	Ø	64.1	64.1	.7	-1.0	1.08	15L	TEARING STRENGTH,	STANDARD, LØRENTZ-WETTRES
L174S	Ø	64.3	62.7	-.3	-2.0	1.63	15T	TEARING STRENGTH,	STANDARD, THWING-ELMENDORF (SCALE TØ 100)
L163	Ø	64.3	65.5	1.8	-.2	1.01	15T	TEARING STRENGTH,	STANDARD, THWING-ELMENDORF (SCALE TØ 100)
L182A	Ø	64.3	60.7	-1.8	-3.3	1.18	15A	TEARING STRENGTH,	STANDARD, APPITA
L301	Ø	64.4	65.6	2.0	-.2	1.05	15Q	TEARING STRENGTH,	STANDARD, THWING-ELMENDORF, AIR CLAMP, DIGITL
L167	Ø	64.5	63.7	.7	-1.5	.54	15C	TEARING STRENGTH,	STANDARD, THWING-ELMENDØRE (W.AIR CLAMP)
L345	Ø	64.5	63.1	.2	-1.9	1.69	15T	TEARING STRENGTH,	STANDARD, THWING-ELMENDORF (SCALE TØ 100)
L576	Ø	64.8	70.0	5.6	2.3	.91	15T	TEARING STRENGTH,	STANDARD, THWING-ELMENDORF (SCALE TØ 100)
L382	Ø	64.9	64.7	1.7	-1.2	1.00	15T	TEARING STRENGTH,	STANDARD, THWING-ELMENDORF (SCALE TØ 100)
L194	Ø	65.1	64.3	1.5	-1.6	1.24	15T	TEARING STRENGTH,	STANDARD, THWING-ELMENDORF (SCALE TØ 100)
L139	Ø	65.2	67.1	3.6	.1	1.05	15T	TEARING STRENGTH,	STANDARD, THWING-ELMENDØRE (SCALE TØ 100)
L315	Ø	65.3	69.6	5.6	1.7	1.26	15T	TEARING STRENGTH,	STANDARD, THWING-ELMENDORF (SCALE TØ 100)
L278	Ø	65.4	68.6	4.9	1.0	1.21	15T	TEARING STRENGTH,	STANDARD, THWING-ELMENDORF (SCALE TØ 100)
L226B	Ø	65.6	68.5	4.9	.7	1.40	15T	TEARING STRENGTH,	STANDARD, THWING-ELMENDORF (SCALE TØ 100)
L288	Ø	65.7	66.4	3.4	-.7	.98	15Q	TEARING STRENGTH,	STANDARD, THWING-ELMENDORF, AIR CLAMP, DIGITL
L376	Ø	65.7	68.7	5.2	.8	1.22	15T	TEARING STRENGTH,	STANDARD, THWING-ELMENDORF (SCALE TØ 100)
L275	Ø	65.8	69.2	5.6	1.1	.54	15T	TEARING STRENGTH,	STANDARD, THWING-ELMENDORF (SCALE TØ 100)
L134	Ø	65.9	69.5	5.9	1.2	.89	15T	TEARING STRENGTH,	STANDARD, THWING-ELMENDORF (SCALE TØ 100)
L268	Ø	66.3	66.9	4.2	-.8	1.03	15T	TEARING STRENGTH,	STANDARD, THWING-ELMENDORF (SCALE TØ 100)
L531	*	66.4	61.2	-.1	-4.6	2.63	15E	TEARING STRENGTH,	STANDARD, THWING-ELMENDORF, AMBIENT COND.
L191	Ø	66.4	69.5	6.2	.8	.89	15T	TEARING STRENGTH,	STANDARD, THWING-ELMENDORF (SCALE TØ 100)
L581	Ø	66.4	66.6	4.0	-1.1	.94	15Q	TEARING STRENGTH,	STANDARD, THWING-ELMENDORF, AIR CLAMP, DIGITL
L241	Ø	66.7	70.3	7.0	1.1	1.04	15T	TEARING STRENGTH,	STANDARD, THWING-ELMENDORF (SCALE TØ 100)
L225	Ø	67.3	66.6	4.6	-1.7	.79	15T	TEARING STRENGTH,	STANDARD, THWING-ELMENDORF (SCALE TØ 100)
L344	Ø	67.6	66.5	4.7	-2.1	1.38	15C	TEARING STRENGTH,	STANDARD, THWING-ELMENDORF (W.AIR CLAMP)
L251	*	67.8	69.7	7.3	-.1	1.03	15K	TEARING STRENGTH,	STANDARD, LØRENTZ-WETTRES, 20 C, 65% RH
L484	Ø	68.3	66.8	5.4	-2.4	.89	15T	TEARING STRENGTH,	STANDARD, THWING-ELMENDORF (SCALE TØ 100)
L279	Ø	68.3	68.0	6.3	-1.6	1.40	15T	TEARING STRENGTH,	STANDARD, THWING-ELMENDØRE (SCALE TØ 100)
L159	Ø	68.4	67.2	5.8	-2.2	1.66	15L	TEARING STRENGTH,	STANDARD, LØRENTZ-WETTRES
L378	Ø	68.5	66.9	5.6	-2.4	1.30	15T	TEARING STRENGTH,	STANDARD, THWING-ELMENDORF (SCALE TØ 100)
L290	*	68.6	73.2	10.5	1.5	.98	15T	TEARING STRENGTH,	STANDARD, THWING-ELMENDØRE (SCALE TØ 100)
L232	*	69.2	65.7	5.2	-3.8	2.88	15T	TEARING STRENGTH,	STANDARD, THWING-ELMENDØRE (SCALE TØ 100)
L277	*	71.2	69.6	9.4	-2.8	1.03	15T	TEARING STRENGTH,	STANDARD, THWING-ELMENDORF (SCALE TØ 100)
L151	#	78.8	75.9	19.2	-4.4	1.68	15C	TEARING STRENGTH,	STANDARD, THWING-ELMENDORF (W.AIR CLAMP)
L596	#	78.9	65.9	11.7	-11.1	1.95	15T	TEARING STRENGTH,	STANDARD, THWING-ELMENDORF (SCALE TØ 100)
L250L	*	79.8	75.3	19.4	-5.6	1.64	15H	TEARING STRENGTH,	STANDARD, LHØMARGY, 20 C, 65% RH
L265	#	93.2	96.5	44.2	-1.9	5.73	15T	TEARING STRENGTH,	STANDARD, THWING-ELMENDORF (SCALE TØ 100)
GMEANS:		62.9	64.2			1.00			
95% ELLIPSE:				9.6	3.5			WITH GAMMA = 49 DEGREES	

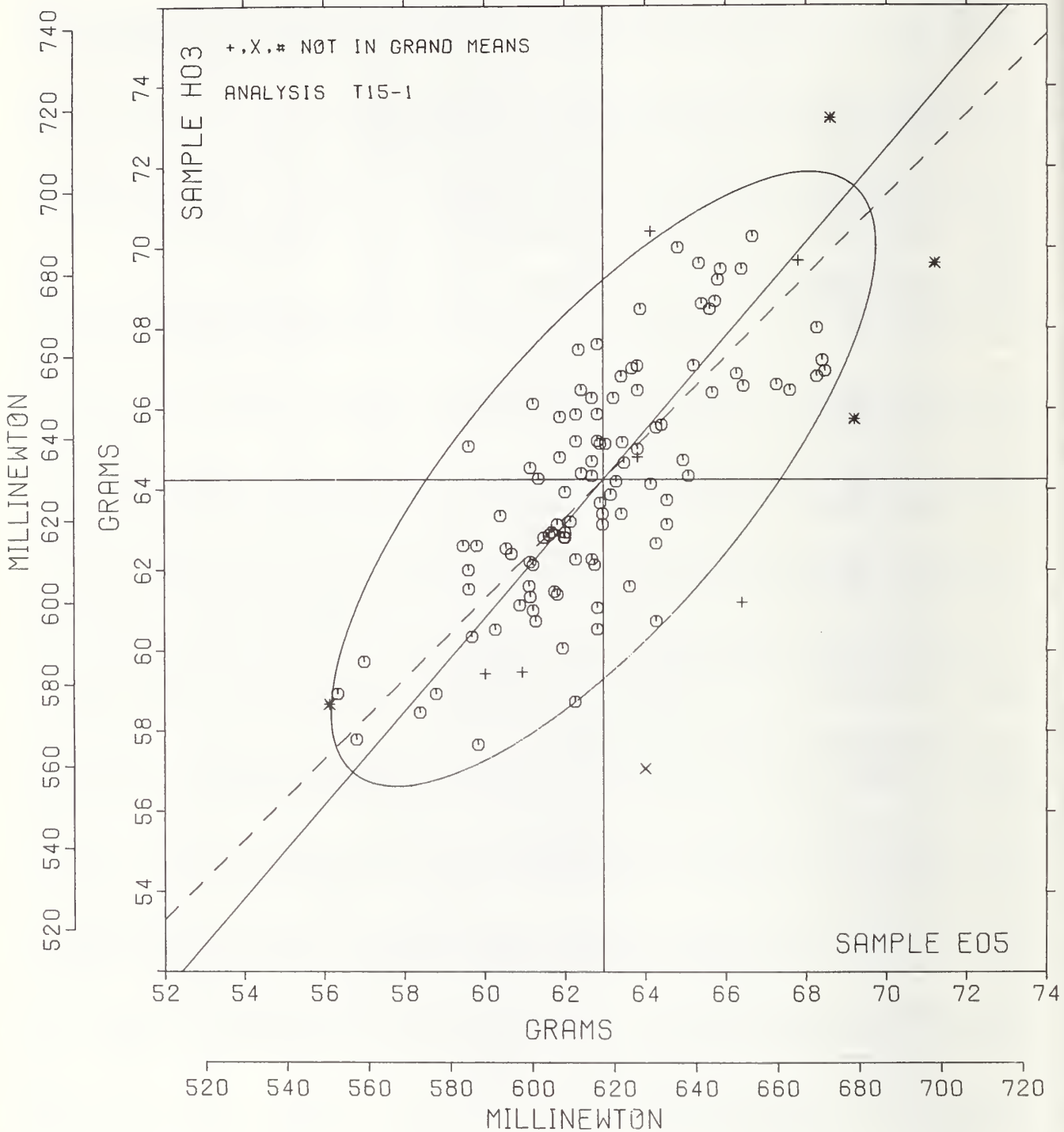
TEARING STRENGTH, DEEP CUTOUT

SAMPLE E05 = 62.9 GRAMS

SAMPLE H03 = 64.2 GRAMS

SAMPLE E05 = 617 MILLINEWTON

SAMPLE H03 = 630 MILLINEWTON



ANALYSIS T17-1 TABLE 1
TEARING STRENGTH, GRAMS

TAPPI STANDARD T414 TS-65, THWING-ELMENDORF WITHOUT DEEP CUTOUT IS STANDARD FOR THIS ANALYSIS

LAB CODE	SAMPLE E04		BROWN KRAFT 74 GRAMS PER SQUARE METER				SAMPLE E17		BROWN KRAFT 74 GRAMS PER SQUARE METER				TEST D. = 15		
	MEAN	DEV	N.DEV	SDR	R.SDR	MEAN	DEV	N.DEV	SDR	R.SDR	VAR	F	LAB		
L122	71.1	5.8	1.51	6.8	2.15	69.3	4.2	1.36	5.8	2.05	17N	Ø	L122		
L148	64.0	-1.3	-.34	3.4	1.07	65.1	.0	.01	3.2	1.13	17N	Ø	L148		
L174N	61.6	-3.7	-.97	2.9	.93	61.9	-3.2	-1.02	4.0	1.40	17N	Ø	L174N		
L231	61.2	-4.1	-1.07	1.3	.42	60.5	-4.5	-1.44	.9	.32	17N	Ø	L231		
L234	67.1	1.8	.46	1.7	.53	67.5	2.4	.78	2.6	.90	17N	Ø	L234		
L267	66.9	1.6	.43	2.1	.65	66.1	1.1	.34	2.8	.98	17N	Ø	L267		
L269	65.4	.1	.03	3.2	1.02	67.0	2.0	.63	3.1	1.09	17N	Ø	L269		
L301	63.0	-2.3	-.60	1.7	.55	63.9	-1.1	-.35	1.7	.59	17N	Ø	L301		
L308	67.0	1.7	.45	1.8	.56	66.9	1.8	.59	2.6	.91	17N	Ø	L308		
L324	57.3	-8.0	-2.10	2.7	.86	58.0	-7.0	-2.26	3.6	1.27	17N	Ø	L324		
L326	63.4	-1.9	-.50	2.9	.91	64.1	-1.0	-.31	2.3	.81	17N	Ø	L326		
L341	70.8	5.5	1.44	2.4	.75	67.4	2.4	.76	1.2	.42	17N	Ø	L341		
L366	67.2	1.9	.50	3.8	1.19	67.5	2.5	.80	2.4	.85	17N	Ø	L366		
L562	68.2	2.9	.76	7.7	2.43	65.3	.3	.10	3.6	1.28	17N	Ø	L562		
GR. MEAN =	65.3 GRAMS					65.0 GRAMS					TEST DETERMINATIONS = 15				
SD MEANS =	3.8 GRAMS					3.1 GRAMS					14 LABS IN GRAND MEANS				
	AVERAGE SDR =				3.2 GRAMS	AVERAGE SDR =				2.8 GRAMS					
GR. MEAN =	640.3 MILLINEWTON						637.7 MILLINEWTON								

L339	62.6	-2.7	-.71	2.1	.65	62.5	-2.5	-.81	2.9	1.03	17V	Ø	L339
L566	88.3	23.0	6.01	4.1	1.30	86.7	21.6	6.95	4.2	1.48	17X	Ø	L566

TOTAL NUMBER OF LABORATORIES REPORTING = 16

Best Values: E04 65 ± 4 grams
E17 65 ± 5 grams

Please see the diagram of the inside of the back cover of this report which shows how to distinguish between an Elmendorf tear tester with DEEP CUTOUT and an older model tester with NO CUTOUT.

Data from the following laboratories appeared to be off by a multiplicative factor: 339.
Code 17V was assigned temporarily to put in a factor of 2.

Data from the following laboratories were given X codes and omitted from the grand means because the tests were made on DEEP CUTOUT tear testers: 566.

ANALYSIS T17-1 TABLE 2
TEARING STRENGTH, GRAMS

TAPPI STANDARD T414 TS-65, THWING-ELMENDORF WITHOUT DEEP CUTOUT IS STANDARD FOR THIS ANALYSIS

LAB CODE	F	MEANS		COORDINATES		AVG		PROPERTY--TEST INSTRUMENT--CONDITIONS				
		E04	E17	MAJOR	MINOR	R.SDR	VAR					
L324	Ø	57.3	58.0	-10.7	-.5	1.07	17N	TEARING STRENGTH, NO CUT OUT, THWING-ELMENDORF				
L231	Ø	61.2	60.5	-6.0	-.9	.37	17N	TEARING STRENGTH, NO CUT OUT, THWING-ELMENDORF				
L174N	Ø	61.6	61.9	-4.9	-.2	1.16	17N	TEARING STRENGTH, NO CUT OUT, THWING-ELMENDORF				
L339	*	62.6	62.5	-3.7	-.3	.84	17V	TEARING STRENGTH, NO CUT OUT, THWING-ELMENDORF (MULT BY 2)				
L301	Ø	63.0	63.9	-2.5	.6	.57	17N	TEARING STRENGTH, NO CUT OUT, THWING-ELMENDORF				
L326	Ø	63.4	64.1	-2.1	.4	.86	17N	TEARING STRENGTH, NO CUT OUT, THWING-ELMENDORF				
L148	Ø	64.0	65.1	-1.0	.8	1.10	17N	TEARING STRENGTH, NO CUT OUT, THWING-ELMENDORF				
L269	Ø	65.4	67.0	1.3	1.5	1.05	17N	TEARING STRENGTH, NO CUT OUT, THWING-ELMENDORF				
L267	Ø	66.9	66.1	1.9	-.2	.81	17N	TEARING STRENGTH, NO CUT OUT, THWING-ELMENDORF				
L308	Ø	67.0	66.9	2.5	.4	.74	17N	TEARING STRENGTH, NO CUT OUT, THWING-ELMENDORF				
L234	Ø	67.1	67.5	2.9	.8	.72	17N	TEARING STRENGTH, NO CUT OUT, THWING-ELMENDORF				
L366	Ø	67.2	67.5	3.1	.8	1.02	17N	TEARING STRENGTH, NO CUT OUT, THWING-ELMENDORF				
L562	Ø	68.2	65.3	2.5	-1.6	1.85	17N	TEARING STRENGTH, NO CUT OUT, THWING-ELMENDORF				
L341	Ø	70.8	67.4	5.8	-1.6	.58	17N	TEARING STRENGTH, NO CUT OUT, THWING-ELMENDORF				
L122	Ø	71.1	69.3	7.2	-.3	2.10	17N	TEARING STRENGTH, NO CUT OUT, THWING-ELMENDORF				
L566	*	88.3	86.7	31.5	2.5	1.39	17X	TEARING STRENGTH				
GMEANS:		65.3	65.0			1.00						
		95% ELLIPSE:		14.1	2.7	WITH GAMMA = 38 DEGREES						

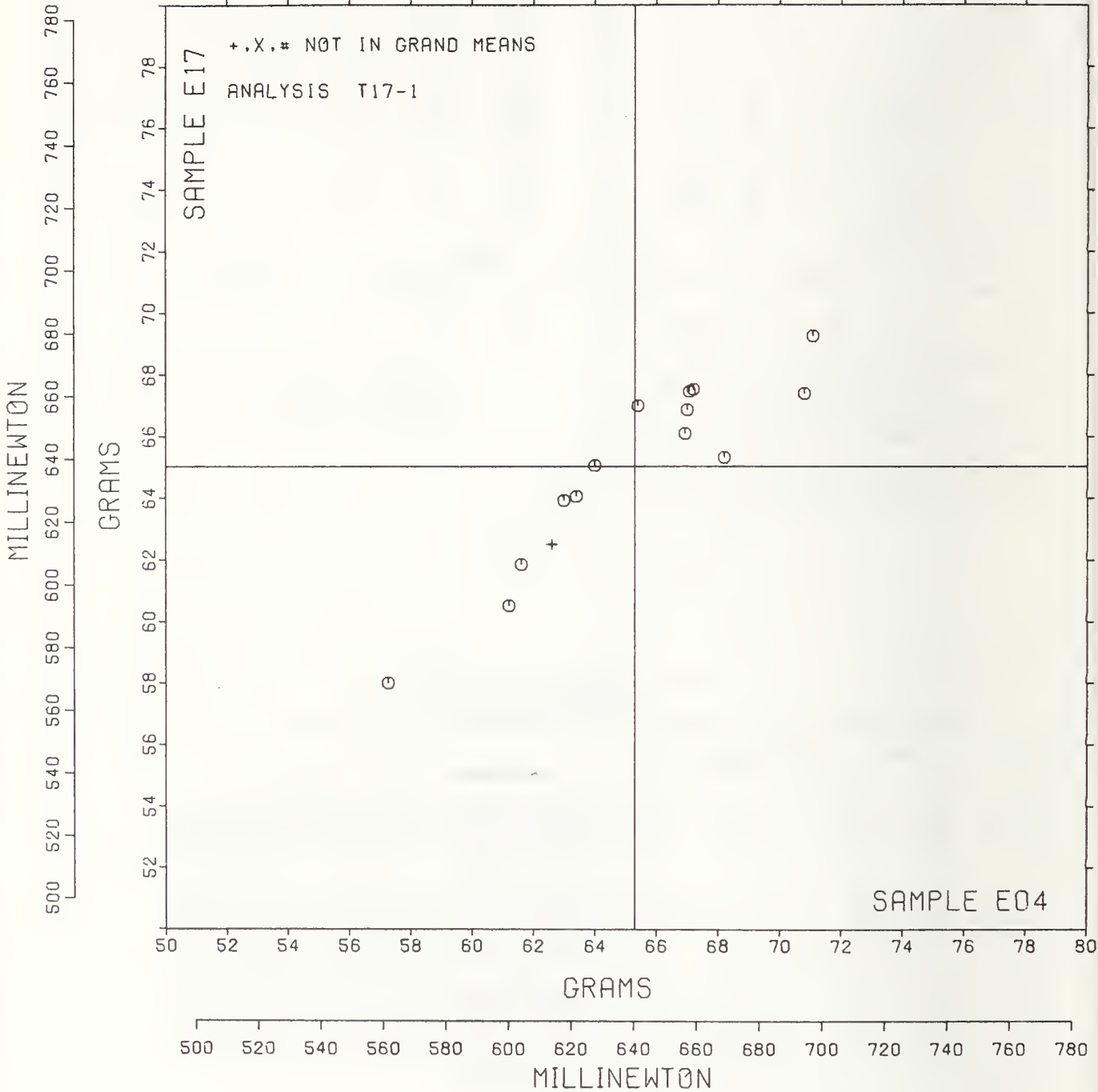
TEARING STRENGTH, NO CUTOUT, OLD STYLE

SAMPLE E04 = 65.3 GRAMS

SAMPLE E17 = 65.0 GRAMS

SAMPLE E04 = 640 MILLINEWTON

SAMPLE E17 = 638 MILLINEWTON



TENSILE BREAKING STRENGTH, KILONEWTONS PER METER - PACKAGING PAPER
TAPPI STANDARDS T404 6S-76 AND T494 6S-70, TENSILE BREAKING STRENGTH, PENDULUM AND CRE TYPES

LAB C9DE	KRAFT					KRAFT					TEST D.° 20		
	H56 MEAN	147 GRAMS PER SQUARE METER				H09 MEAN	147 GRAMS PER SQUARE METER				VAR	F	LAB
		DEV	N.DEV	SDR	R.SDR		DEV	N.DEV	SDR	I.SDR			
L107	9.38	-.14	-.32	.97	1.59	6.80	-.24	-.82	.65	1.31	19A	Ø	L107
L122	9.91	.40	.91	.38	.62	7.14	.09	.31	.71	1.41	19A	Ø	L122
L126	9.31	-.20	-.47	.79	1.29	6.91	-.14	-.48	.56	1.11	19A	Ø	L126
L151	9.09	-.42	-.98	.57	.94	6.63	-.42	-1.41	.51	1.02	19A	Ø	L151
L153	9.87	.36	.82	.64	1.05	7.33	.29	.96	.46	.91	19P	Ø	L153
L157A	10.10	.59	1.35	.63	1.03	7.21	.17	.56	.59	1.17	19P	Ø	L157A
L157I	8.69	-.83	-1.91	.70	1.14	6.96	-.09	-.25	.50	1.01	19A	Ø	L157I
L167	9.99	.47	1.09	.36	.59	7.41	.36	1.22	.33	.65	19P	Ø	L167
L174	9.97	.45	1.04	.73	1.21	7.18	.13	.44	.59	1.18	19A	Ø	L174
L182I	9.61	.09	.21	.45	.73	6.84	-.21	-.71	.53	1.07	19D	Ø	L182I
L182L	9.39	-.12	-.29	.71	1.16	6.89	-.16	-.54	.56	1.12	19T	Ø	L182L
L207	8.47	-1.05	-2.41	.14	.22	7.50	.45	1.50	.58	1.16	19A	X	L207
L217A	9.05	-.46	-1.06	.51	.83	6.99	-.06	-.20	.50	1.00	19A	Ø	L217A
L217P	9.06	-.46	-1.06	.53	.87	7.16	.11	.36	.69	1.39	19P	Ø	L217P
L224	9.71	.19	.44	.98	1.61	7.14	.10	.32	.39	.77	19A	Ø	L224
L225	9.61	.09	.21	.72	1.17	7.29	.24	.81	.66	1.32	19P	Ø	L225
L234L	9.18	-.34	-.78	.52	.85	7.11	.06	.20	.70	1.39	19P	Ø	L234L
L237A	9.83	.32	.73	.53	.87	7.49	.44	1.47	.42	.85	19Q	Ø	L237A
L237B	9.68	.17	.39	.69	1.14	7.34	.29	.99	.50	1.01	19A	Ø	L237B
L238A	10.09	.58	1.32	.71	1.16	7.08	.04	.12	.54	1.08	19T	Ø	L238A
L243	9.51	-.00	-.00	.56	.91	6.74	-.31	-1.03	.54	1.09	19A	Ø	L243
L257A	9.59	.07	.17	.54	.88	7.14	.09	.30	.32	.64	19P	Ø	L257A
L257B	9.53	.01	.03	.44	.72	7.26	.21	.70	.28	.55	19P	Ø	L257B
L257C	9.44	-.08	-.18	.33	.53	7.01	-.04	-.13	.29	.57	19P	Ø	L257C
L264P	9.92	.40	.93	.41	.67	7.34	.29	.97	.43	.87	19P	Ø	L264P
L265	9.05	-.46	-1.07	.84	1.38	7.02	-.03	-.09	.33	.65	19A	Ø	L265
L267	8.66	-.86	-1.98	.54	.88	6.54	-.51	-1.70	.50	1.00	19A	Ø	L267
L268A	9.18	-.33	-.76	.58	.95	7.04	-.01	-.03	.45	.91	19A	Ø	L268A
L268P	9.60	.08	.18	.50	.82	7.26	.21	.70	.41	.83	19P	Ø	L268P
L273	9.84	.32	.74	.82	1.35	7.59	.55	1.83	.72	1.45	19P	Ø	L273
L274	9.63	.11	.26	.41	.67	6.92	-.13	-.44	.22	.45	19P	Ø	L274
L280	9.35	-.17	-.38	.53	.87	6.93	-.11	-.38	.43	.86	19G	Ø	L280
L281	10.18	.67	1.53	.58	.95	7.08	.03	.09	.40	.80	19G	Ø	L281
L305	10.37	.85	1.96	.40	.66	7.18	.14	.46	.27	.54	19P	Ø	L305
L312	9.25	-.26	-.60	.50	.82	7.08	.03	.09	.65	1.29	19D	Ø	L312
L318	8.91	-.61	-1.40	.62	1.01	6.63	-.42	-1.40	.44	.88	19G	Ø	L318
L324	9.40	-.12	-.27	.70	1.15	6.90	-.15	-.50	.46	.92	19A	Ø	L324
L334	10.10	.58	1.34	.58	.55	7.03	-.02	-.07	.80	1.60	19P	Ø	L334
L336	9.61	.10	.22	.58	.96	6.73	-.32	-1.06	.43	.85	19G	Ø	L336
L356	10.10	.58	1.34	.85	1.39	7.64	.59	1.97	.68	1.36	19P	Ø	L356
L392	9.63	.12	.27	.71	1.17	7.11	.06	.20	.61	1.22	19A	Ø	L392
L562	NO DATA REPORTED FOR SAMPLE H56					39.58	32.53	108.97	4.25	8.51	19X	M	L562
L565	9.42	-.10	-.23	.28	.47	7.61	.56	1.88	.34	.67	19T	*	L565
L568	9.44	-.08	-.18	.75	1.24	7.16	.11	.38	.34	.68	19P	Ø	L568
L575	9.27	-.24	-.56	.63	1.03	6.64	-.41	-1.37	.46	.93	19D	Ø	L575
L576	9.98	.46	1.07	.40	.65	6.43	-.61	-2.05	.53	1.05	19A	X	L576
L580	9.74	.22	.52	.73	1.20	7.06	.01	.04	.58	1.16	19G	Ø	L580
L582	9.22	-.30	-.68	.59	.96	6.46	-.59	-1.98	.56	1.13	19A	Ø	L582
L610	8.28	-1.23	-2.84	.49	.80	6.23	-.82	-2.74	.60	1.20	19A	*	L610

GR. MEAN = 9.52 KILONEWTON/M GRAND MEAN = 7.05 KILONEWTON/M TEST DETERMINATIONS = 20
SD MEANS = .43 KILONEWTON/M SD OF MEANS = .30 KILONEWTON/M 46 LABS IN GRAND MEANS
AVERAGE SDR = .61 KILONEWTON/M AVERAGE SDR = .50 KILONEWTON/M
GR. MEAN = 54.35 LB/INCH GRAND MEAN = 40.25 LB/INCH

L250I 8.48 -1.03 -2.38 .71 1.17 6.07 -.97 -3.26 .41 .82 19L * L250I
L251 7.79 -1.72 -3.96 .76 1.25 6.48 -.57 -1.91 .44 .88 19I * L251

TOTAL NUMBER OF LABORATORIES REPORTING = 51

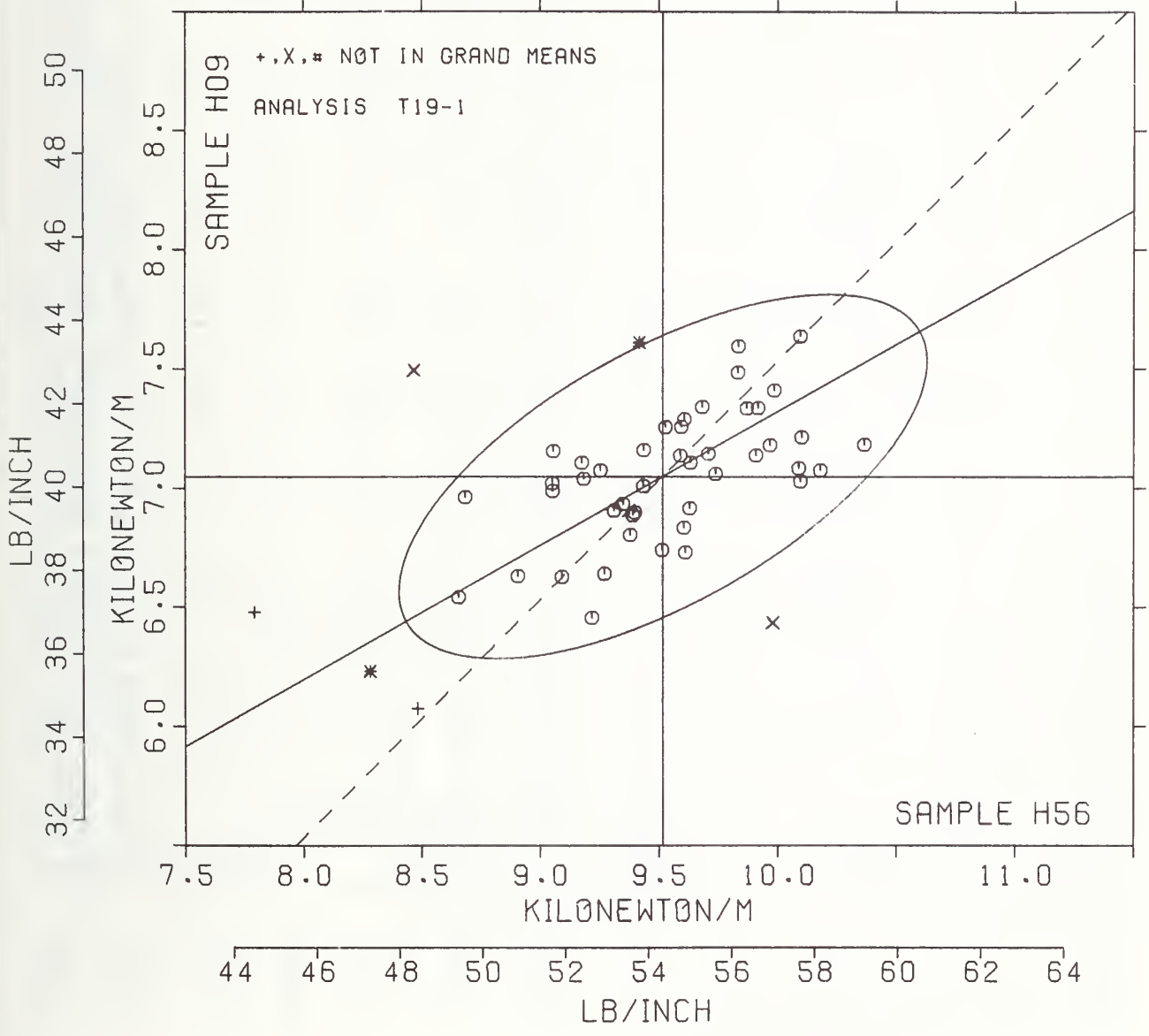
Best Values: H56 9.5 ± 0.6 kilonewton per meter
H09 7.0 ± 0.5 kilonewton per meter

TENSILE BREAKING STRENGTH, KILONEWTONS PER METER - PACKAGING PAPER
TAPPI STANDARDS T404 6S-76 AND T494 6S-70, TENSILE BREAKING STRENGTH, PENDULUM AND CRE TYPES

LAH CODE	F	MEANS		COORDINATES		AVG		PROPERTY---TEST	INSTRUMENT---	CONDITIONS
		H56	H09	MAJOR	MINOR	R, SD	VAR			
L562	M		39.58			8.51	19X	TENSILE STRENGTH,	PACKAGING PAPER:	() PENDULUM, () LOAD CELL
L251	*	7.79	6.48	-1.78	.35	1.07	19I	TENSILE STRENGTH,	PACKAGING PAPER,	CRE, 20C, 65% RH
L610	*	8.28	6.23	-1.48	-.11	1.00	19A	TENSILE STRENGTH,	PACKAGING PAPER,	LOAD CELL (CRE)
L207	X	8.47	7.50	-.69	-.90	.69	19A	TENSILE STRENGTH,	PACKAGING PAPER,	LOAD CELL (CRE)
L250I	*	8.48	6.07	-1.38	-.34	1.00	19L	TENSILE STRENGTH,	PACKAGING PAPER,	CRE, 20 C, 65% RH
L267	Ø	8.66	6.54	-1.00	-.02	.94	19A	TENSILE STRENGTH,	PACKAGING PAPER,	LOAD CELL (CRE)
L157I	Ø	8.69	6.96	-.77	.33	1.07	19A	TENSILE STRENGTH,	PACKAGING PAPER,	LOAD CELL (CRE)
L318	Ø	8.91	6.63	-.73	-.07	.95	19G	TENSILE STRENGTH,	PACKAGING PAPER,	LOAD CELL (CRE)
L265	Ø	9.05	7.02	-.42	.20	1.02	19A	TENSILE STRENGTH,	PACKAGING PAPER,	LOAD CELL (CRE)
L217A	Ø	9.05	6.99	-.43	.17	.91	19A	TENSILE STRENGTH,	PACKAGING PAPER,	LOAD CELL (CRE)
L217P	Ø	9.06	7.16	-.35	.32	1.13	19P	TENSILE STRENGTH,	PACKAGING PAPER,	PENDULUM TESTER
L151	Ø	9.09	6.63	-.58	-.16	.98	19A	TENSILE STRENGTH,	PACKAGING PAPER,	LOAD CELL (CRE)
L234L	Ø	9.18	7.11	-.27	.22	1.12	19P	TENSILE STRENGTH,	PACKAGING PAPER,	PENDULUM TESTER
L268A	Ø	9.18	7.04	-.29	.15	.93	19A	TENSILE STRENGTH,	PACKAGING PAPER,	LOAD CELL (CRE)
L582	Ø	9.22	6.46	-.55	-.37	1.04	19A	TENSILE STRENGTH,	PACKAGING PAPER,	LOAD CELL (CRE)
L312	Ø	9.25	7.08	-.21	.15	1.06	19D	TENSILE STRENGTH,	PACKAGING PAPER,	LOAD CELL (CRE)
L575	Ø	9.27	6.64	-.41	-.24	.98	19D	TENSILE STRENGTH,	PACKAGING PAPER,	LOAD CELL (CRE)
L126	Ø	9.31	6.91	-.25	-.02	1.20	19A	TENSILE STRENGTH,	PACKAGING PAPER,	LOAD CELL (CRE)
L280	Ø	9.35	6.93	-.20	-.02	.87	19G	TENSILE STRENGTH,	PACKAGING PAPER,	LOAD CELL (CRE)
L107	Ø	9.38	6.80	-.24	-.14	1.45	19A	TENSILE STRENGTH,	PACKAGING PAPER,	LOAD CELL (CRE)
L182L	Ø	9.39	6.89	-.19	-.08	1.14	19T	TENSILE STRENGTH,	PACKAGING PAPER,	PENDULUM TESTER
L324	Ø	9.40	6.90	-.17	-.07	1.03	19A	TENSILE STRENGTH,	PACKAGING PAPER,	LOAD CELL (CRE)
L565	*	9.42	7.61	.19	.54	.57	19T	TENSILE STRENGTH,	PACKAGING PAPER,	PENDULUM TESTER
L257C	Ø	9.44	7.01	-.09	.01	.55	19P	TENSILE STRENGTH,	PACKAGING PAPER,	PENDULUM TESTER
L568	Ø	9.44	7.16	-.01	.14	.96	19P	TENSILE STRENGTH,	PACKAGING PAPER,	PENDULUM TESTER
L243	Ø	9.51	6.74	-.15	-.27	1.00	19A	TENSILE STRENGTH,	PACKAGING PAPER,	LOAD CELL (CRE)
L257H	Ø	9.53	7.26	.11	.18	.64	19P	TENSILE STRENGTH,	PACKAGING PAPER,	PENDULUM TESTER
L257A	Ø	9.59	7.14	.11	.04	.76	19P	TENSILE STRENGTH,	PACKAGING PAPER,	PENDULUM TESTER
L268P	Ø	9.60	7.26	-.17	.14	.82	19P	TENSILE STRENGTH,	PACKAGING PAPER,	PENDULUM TESTER
L182I	Ø	9.61	6.84	-.02	-.23	.90	19D	TENSILE STRENGTH,	PACKAGING PAPER,	LOAD CELL (CRE)
L225	Ø	9.61	7.29	.20	.16	1.24	19P	TENSILE STRENGTH,	PACKAGING PAPER,	PENDULUM TESTER
L336	Ø	9.61	6.73	-.07	-.32	.91	19G	TENSILE STRENGTH,	PACKAGING PAPER,	LOAD CELL (CRE)
L274	Ø	9.63	6.92	.04	-.17	.56	19P	TENSILE STRENGTH,	PACKAGING PAPER,	PENDULUM TESTER
L392	Ø	9.63	7.11	.13	-.01	1.20	19A	TENSILE STRENGTH,	PACKAGING PAPER,	LOAD CELL (CRE)
L237B	Ø	9.68	7.34	.29	.17	1.07	19A	TENSILE STRENGTH,	PACKAGING PAPER,	LOAD CELL (CRE)
L224	Ø	9.71	7.14	.22	-.01	1.19	19A	TENSILE STRENGTH,	PACKAGING PAPER,	LOAD CELL (CRE)
L580	Ø	9.74	7.06	.20	-.10	1.18	19G	TENSILE STRENGTH,	PACKAGING PAPER,	LOAD CELL (CRE)
L237A	Ø	9.83	7.49	.49	.23	.86	19Q	TENSILE STRENGTH,	PACKAGING PAPER,	PENDULUM TESTER
L273	Ø	9.84	7.59	.55	.32	1.40	19P	TENSILE STRENGTH,	PACKAGING PAPER,	PENDULUM TESTER
L153	Ø	9.87	7.33	.45	.08	.98	19P	TENSILE STRENGTH,	PACKAGING PAPER,	PENDULUM TESTER
L122	Ø	9.91	7.14	.39	-.11	1.02	19A	TENSILE STRENGTH,	PACKAGING PAPER,	LOAD CELL (CRE)
L264P	Ø	9.92	7.34	.49	.05	.77	19P	TENSILE STRENGTH,	PACKAGING PAPER,	PENDULUM TESTER
L174	Ø	9.97	7.18	.46	-.11	1.19	19A	TENSILE STRENGTH,	PACKAGING PAPER,	LOAD CELL (CRE)
L576	X	9.98	6.43	.10	-.76	.85	19A	TENSILE STRENGTH,	PACKAGING PAPER,	LOAD CELL (CRE)
L167	Ø	9.99	7.41	.59	.09	.62	19P	TENSILE STRENGTH,	PACKAGING PAPER,	PENDULUM TESTER
L238A	Ø	10.09	7.08	.52	-.25	1.12	19T	TENSILE STRENGTH,	PACKAGING PAPER,	PENDULUM TESTER
L356	Ø	10.10	7.64	.79	.23	1.37	19P	TENSILE STRENGTH,	PACKAGING PAPER,	PENDULUM TESTER
L334	Ø	10.10	7.03	.50	-.30	1.28	19P	TENSILE STRENGTH,	PACKAGING PAPER,	PENDULUM TESTER
L157A	Ø	10.10	7.21	.59	-.14	1.10	19P	TENSILE STRENGTH,	PACKAGING PAPER,	PENDULUM TESTER
L281	Ø	10.18	7.08	.59	-.30	.87	19G	TENSILE STRENGTH,	PACKAGING PAPER,	LOAD CELL (CRE)
L305	Ø	10.37	7.18	.81	-.30	.60	19P	TENSILE STRENGTH,	PACKAGING PAPER,	PENDULUM TESTER
GMEANS:		9.52	7.05			1.00				
		95% ELLIPSE:		1.24	.53	WITH GAMMA = 29 DEGREES				

TENSILE STRENGTH, PACKAGING PAPERS

SAMPLE H56 = 9.52 KILONEWTON/M SAMPLE H09 = 7.05 KILONEWTON/M
 SAMPLE H56 = 54.3 LB/INCH SAMPLE H09 = 40.3 LB/INCH



ANALYSIS T20-1 TABLE 1

TENSILE BREAKING STRENGTH, KILONEWTONS PER METER

TAPPI STANDARD T494 GS-70, TENSILE BREAKING PROPERTIES OF PAPER & PAPERBOARD (CONSTANT RATE OF ELONGATION)

LAB CODE	HEAT SET OFFSET BOOK						PRINTING					TEST D.° 20				
	B95 MEAN	91 GRAMS PER SQUARE METER DEV	N.DEV	SDR	R.SDR	H43 MEAN	91 GRAMS PER SQUARE METER DEV	N.DEV	SDR	R.SDR	VAR	F	LAB			
L100	4.46	-.03	-.18	.19	.98	7.55	.39	.75	.22	.71	20E	0	L100			
L115	4.45	-.05	-.25	.18	.95	7.53	.36	.69	.17	.54	20D	0	L115			
L118	4.60	.10	.56	.17	.90	7.42	.26	.50	.20	.66	20A	0	L118			
L122	4.55	.05	.29	.23	1.19	7.30	.13	.26	.27	.87	20A	0	L122			
L124C	4.45	-.04	-.22	.24	1.28	6.94	-.22	-.44	.48	1.58	20A	0	L124C			
L125	4.65	.15	.84	.21	1.12	7.72	.55	1.07	.35	1.16	20C	0	L125			
L131	4.76	.26	1.43	.30	1.57	7.73	.56	1.09	.41	1.35	20E	0	L131			
L141T	4.55	.05	.28	.20	1.04	6.79	-.38	-.73	.36	1.17	20A	0	L141T			
L143	5.01	.52	2.85	.22	1.14	8.39	1.22	2.37	.36	1.16	20E	#	L143			
L148	4.65	.16	.86	.24	1.24	6.98	-.19	-.37	.54	1.77	20A	0	L148			
L159	4.45	-.04	-.22	.29	1.54	5.90	-1.27	-2.45	.63	2.07	20A	0	L159			
L163	4.63	.13	.74	.13	.67	7.37	.21	.40	.32	1.06	20D	0	L163			
L176	4.30	-.20	-1.09	.29	1.52	7.19	.02	.03	.36	1.16	20E	0	L176			
L185	4.50	.01	.04	.19	1.01	7.65	.48	.94	.21	.68	20C	0	L185			
L190R	4.37	-.12	-.66	.14	.75	7.51	.34	.67	.15	.51	20A	0	L190R			
L194	4.43	-.07	-.36	.18	.96	7.37	.20	.39	.20	.67	20A	0	L194			
L206	4.75	.25	1.39	.10	.53	7.69	.52	1.01	.15	.47	20A	0	L206			
L223B	4.60	.10	.57	.12	.63	7.58	.41	.80	.20	.65	20A	0	L223B			
L226C	4.82	.32	1.77	.21	1.12	7.78	.61	1.18	.26	.84	20C	0	L226C			
L230	4.38	-.12	-.64	.13	.70	7.16	-.01	-.01	.18	.59	20E	0	L230			
L243	4.51	.01	.06	.15	.77	7.26	.09	.18	.27	.87	20A	0	L243			
L255	4.70	.20	1.12	.17	.90	7.77	.60	1.17	.12	.40	20A	0	L255			
L260	4.39	-.10	-.57	.20	1.04	4.96	-2.21	-4.28	.27	.89	20A	X	L260			
L261	4.23	-.26	-1.44	.20	1.08	6.83	-.34	-.66	.34	1.12	20A	0	L261			
L278	4.18	-.31	-1.71	.25	1.30	7.15	-.02	-.04	.32	1.04	20A	0	L278			
L291	4.63	.13	.73	.43	2.25	8.72	1.56	3.01	.26	.85	20A	#	L291			
L309	4.71	.21	1.17	.24	1.28	6.89	-.27	-.53	.66	2.15	20E	0	L309			
L315	4.28	-.22	-1.19	.15	.81	7.18	.01	.02	.47	1.54	20A	0	L315			
L318	4.23	-.27	-1.47	.13	.69	7.12	-.05	-.10	.18	.59	20G	0	L318			
L328	4.55	.05	.30	.19	.98	7.47	.30	.59	.24	.79	20A	0	L328			
L331	4.68	.18	1.00	.18	.93	5.93	-1.24	-2.40	.33	1.08	20A	*	L331			
L333	4.43	-.06	-.33	.20	1.05	7.52	.36	.69	.22	.73	20A	0	L333			
L344	4.33	-.17	-.91	.18	.96	7.49	.32	.62	.22	.72	20A	0	L344			
L352	3.40	-1.10	-6.02	.27	1.42	NO DATA REPORTED FOR SAMPLE H43					20A	M	L352			
L360	4.20	-.30	-1.64	.07	.37	6.48	-.69	-1.34	.25	.83	20B	0	L360			
L378	4.53	.04	.20	.16	.83	6.56	-.61	-1.17	.22	.73	20A	0	L378			
L390	4.43	-.06	-.34	.18	.94	7.43	.27	.52	.64	2.09	20A	0	L390			
L531	4.66	.16	.89	.27	1.42	7.73	.56	1.09	.28	.91	20A	0	L531			
L563A	4.00	-.50	-2.72	.38	1.98	6.41	-.76	-1.46	.58	1.90	20A	*	L563A			
L567	4.58	.09	.49	.19	1.00	6.34	-.83	-1.61	.21	.70	20A	0	L567			
L574	4.60	.11	.58	.14	.76	7.63	.47	.90	.20	.67	20A	0	L574			
L575	4.46	-.03	-.17	.21	1.13	6.22	-.95	-1.83	.53	1.72	20D	0	L575			
L587	4.51	.02	.10	.29	1.52	NO DATA REPORTED FOR SAMPLE H43					20A	M	L587			
L592	4.67	.17	.55	.20	1.05	6.97	-.20	-.38	.27	.87	20A	0	L592			
GR. MEAN =	4.49	KILONEWTION/M					GRAND MEAN =	7.17	KILONEWTION/M					TEST DETERMINATIONS =	20	
SD MEANS =	.18	KILONEWTION/M					SD OF MEANS =	.52	KILONEWTION/M					39 LABS IN GRAND MEANS		
		AVERAGE SDR =					.19	KILONEWTION/M					AVERAGE SDR =	.31	KILONEWTION/M	
GR. MEAN =	15.160	LB/15 MM					GRAND MEAN =	24.174	LB/15 MM							
L139	4.37	-.13	-.71	.20	1.05	6.68	-.49	-.94	.28	.91	20H	*	L139			
L231	4.66	.16	.90	.19	1.02	6.70	-.47	-.91	.52	1.69	20H	*	L231			
L250I	4.15	-.34	-1.88	.13	.68	6.47	-.70	-1.35	.20	.67	20L	*	L250I			
L251	3.69	-.81	-4.41	.27	1.44	6.30	-.86	-1.67	.50	1.62	20I	*	L251			
L563P	4.33	-.16	-.89	.26	1.39	6.99	-.18	-.35	.40	1.31	20P	*	L563P			

TOTAL NUMBER OF LABORATORIES REPORTING = 49

Best Values: B95 4.5 ± 0.3 kilonewton per meter
 H43 7.2 ± 0.8 kilonewton per meter

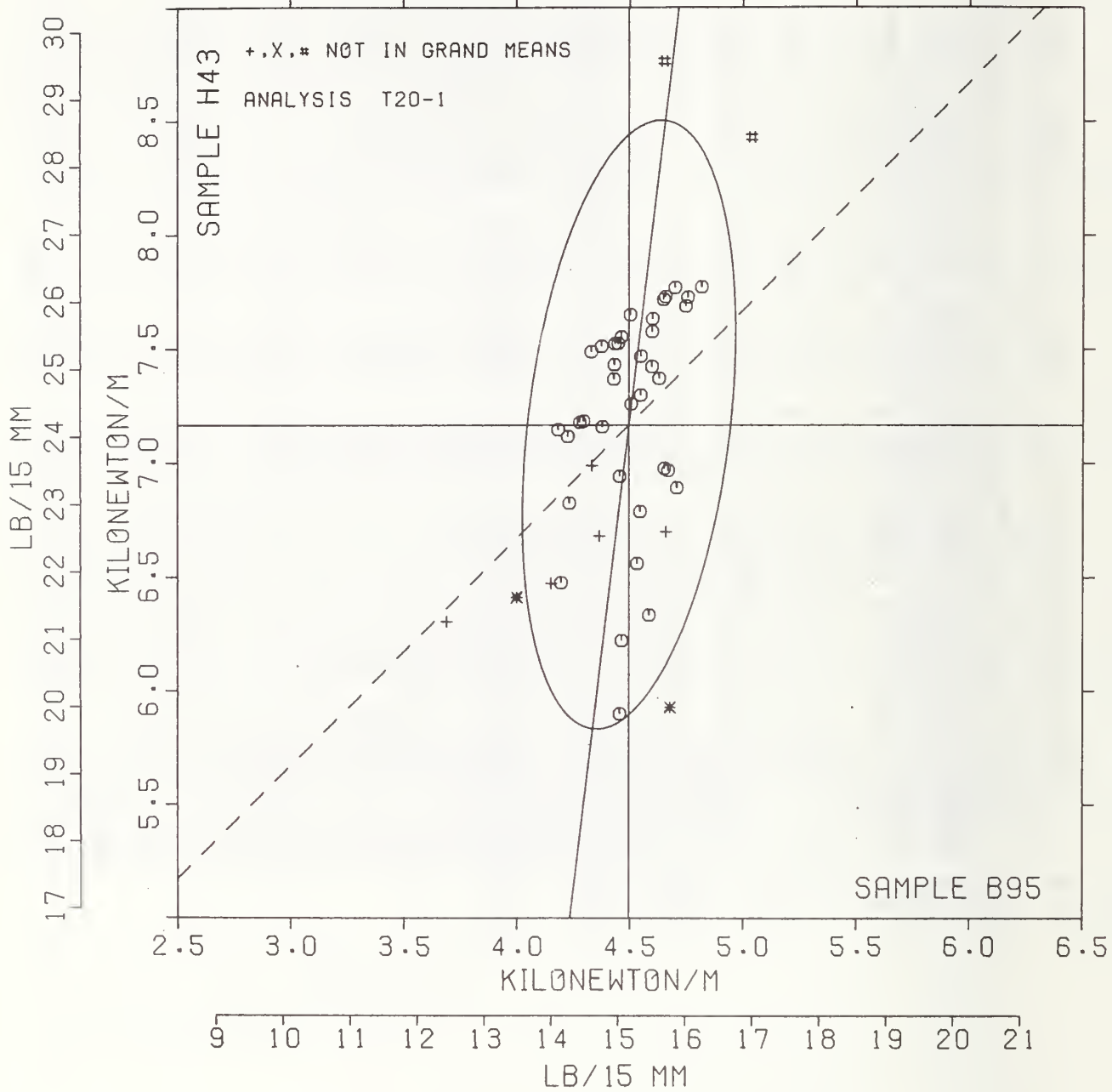
The following laboratories were omitted from the grand means because of extreme test results: 143, 291.

TAPPI STANDARD T494 68-70, TENSILE BREAKING PROPERTIES OF PAPER & PAPERBOARD (CONSTANT RATE OF ELONGATION)

LAH CODE	F	MEANS		COORDINATES		AVG M.S.D.M	VAR	PROPERTY---TEST	INSTRUMENT---CONDITIONS
		H95	H43	MAJOR	MINOR				
L352	M	3.40				1.42	20A	TENSILE STRENGTH,	PRIMARYLY PRINTING PAPERS, LOAD CELL (CRE
L251	*	3.69	6.30	-0.95	.70	1.53	20I	TENSILE STRENGTH,	PRINTING PAPER, CRE, 20 C, 65% RH
L563A	*	4.00	6.41	-0.81	.40	1.94	20A	TENSILE STRENGTH,	PRIMARYLY PRINTING PAPERS, LOAD CELL (CRE)
L250I	*	4.15	6.47	-0.73	.26	.67	20L	TENSILE STRENGTH,	PRINTING PAPER, CRE, 20 C, 65% RH
L278	Ø	4.18	7.15	-0.06	.31	1.17	20A	TENSILE STRENGTH,	PRIMARYLY PRINTING PAPERS, LOAD CELL (CRE)
L360	Ø	4.20	6.48	-0.72	.21	.60	20B	TENSILE STRENGTH,	PRIMARYLY PRINTING PAPERS, LOAD CELL (CRE)
L318	Ø	4.23	7.12	-0.08	.26	.64	20G	TENSILE STRENGTH,	PRIMARYLY PRINTING PAPERS, LOAD CELL (CRE)
L261	Ø	4.23	6.83	-0.37	.22	1.10	20A	TENSILE STRENGTH,	PRIMARYLY PRINTING PAPERS, LOAD CELL (CRE)
L315	Ø	4.23	7.18	-0.01	.22	1.18	20A	TENSILE STRENGTH,	PRIMARYLY PRINTING PAPERS, LOAD CELL (CRE)
L176	Ø	4.30	7.19	-0.01	.20	1.34	20E	TENSILE STRENGTH,	PRIMARYLY PRINTING PAPERS, LOAD CELL (CRE)
L344	Ø	4.33	7.49	.30	.20	.84	20A	TENSILE STRENGTH,	PRIMARYLY PRINTING PAPERS, LOAD CELL (CRE)
L563P	*	4.33	6.99	-0.20	.14	1.35	20P	TENSILE STRENGTH,	PRIMARYLY PRINTING PAPERS, PENDULUM TESTER
L139	*	4.37	6.68	-0.50	.07	.98	20H	TENSILE STRENGTH,	PRINTING PAPER, CRE, SHORT TEST SPAN
L190R	Ø	4.37	7.51	.33	.16	.63	20A	TENSILE STRENGTH,	PRIMARYLY PRINTING PAPERS, LOAD CELL (CRE)
L230	Ø	4.38	7.16	-0.02	.11	.65	20G	TENSILE STRENGTH,	PRIMARYLY PRINTING PAPERS, LOAD CELL (CRE)
L260	X	4.39	4.96	-2.21	-0.16	.96	20A	TENSILE STRENGTH,	PRIMARYLY PRINTING PAPERS, LOAD CELL (CRE)
L194	Ø	4.43	7.37	.19	.09	.81	20A	TENSILE STRENGTH,	PRIMARYLY PRINTING PAPERS, LOAD CELL (CRE)
L390	Ø	4.43	7.43	.26	.09	1.52	20A	TENSILE STRENGTH,	PRIMARYLY PRINTING PAPERS, LOAD CELL (CRE)
L333	Ø	4.43	7.52	.35	.10	.89	20A	TENSILE STRENGTH,	PRIMARYLY PRINTING PAPERS, LOAD CELL (CRE)
L115	Ø	4.45	7.53	.35	.09	.74	20D	TENSILE STRENGTH,	PRIMARYLY PRINTING PAPERS, LOAD CELL (CRE)
L124C	Ø	4.45	6.94	-0.23	.01	1.43	20A	TENSILE STRENGTH,	PRIMARYLY PRINTING PAPERS, LOAD CELL (CRE)
L159	Ø	4.45	5.90	-1.26	-0.11	1.81	20A	TENSILE STRENGTH,	PRIMARYLY PRINTING PAPERS, LOAD CELL (CRE)
L100	Ø	4.46	7.55	.38	.08	.84	20E	TENSILE STRENGTH,	PRIMARYLY PRINTING PAPERS, LOAD CELL (CRE)
L575	Ø	4.46	6.22	-0.94	-0.08	1.42	20D	TENSILE STRENGTH,	PRIMARYLY PRINTING PAPERS, LOAD CELL (CRE)
L185	Ø	4.50	7.65	.48	.05	.84	20C	TENSILE STRENGTH,	PRIMARYLY PRINTING PAPERS, LOAD CELL (CRE)
L243	Ø	4.51	7.26	.09	-0.00	.82	20A	TENSILE STRENGTH,	PRIMARYLY PRINTING PAPERS, LOAD CELL (CRE)
L587	M	4.51				1.52	20A	TENSILE STRENGTH,	PRIMARYLY PRINTING PAPERS, LOAD CELL (CRE)
L378	Ø	4.53	6.56	-0.60	-0.11	.78	20A	TENSILE STRENGTH,	PRIMARYLY PRINTING PAPERS, LOAD CELL (CRE)
L141T	Ø	4.55	6.79	-0.37	-0.10	1.11	20A	TENSILE STRENGTH,	PRIMARYLY PRINTING PAPERS, LOAD CELL (CRE)
L122	Ø	4.55	7.30	.14	-0.04	1.03	20A	TENSILE STRENGTH,	PRIMARYLY PRINTING PAPERS, LOAD CELL (CRE)
L328	Ø	4.55	7.47	.31	-0.02	.89	20A	TENSILE STRENGTH,	PRIMARYLY PRINTING PAPERS, LOAD CELL (CRE)
L567	Ø	4.58	6.34	-0.82	-0.19	.85	20A	TENSILE STRENGTH,	PRIMARYLY PRINTING PAPERS, LOAD CELL (CRE)
L118	Ø	4.60	7.42	.27	-0.07	.78	20A	TENSILE STRENGTH,	PRIMARYLY PRINTING PAPERS, LOAD CELL (CRE)
L223B	Ø	4.60	7.58	.42	-0.05	.64	20A	TENSILE STRENGTH,	PRIMARYLY PRINTING PAPERS, LOAD CELL (CRE)
L574	Ø	4.60	7.63	.48	-0.05	.71	20A	TENSILE STRENGTH,	PRIMARYLY PRINTING PAPERS, LOAD CELL (CRE)
L291	#	4.63	8.72	1.56	.05	1.55	20A	TENSILE STRENGTH,	PRIMARYLY PRINTING PAPERS, LOAD CELL (CRE)
L163	Ø	4.63	7.37	.22	-0.11	.86	20D	TENSILE STRENGTH,	PRIMARYLY PRINTING PAPERS, LOAD CELL (CRE)
L125	Ø	4.65	7.72	.56	-0.09	1.14	20C	TENSILE STRENGTH,	PRIMARYLY PRINTING PAPERS, LOAD CELL (CRE)
L148	Ø	4.65	6.98	-0.17	-0.18	1.51	20A	TENSILE STRENGTH,	PRIMARYLY PRINTING PAPERS, LOAD CELL (CRE)
L531	Ø	4.66	7.73	.58	-0.09	1.17	20A	TENSILE STRENGTH,	PRIMARYLY PRINTING PAPERS, LOAD CELL (CRE)
L231	*	4.66	6.70	-0.45	-0.22	1.36	20H	TENSILE STRENGTH,	PRINTING PAPER, CRE, SHORT TEST SPAN
L592	Ø	4.67	6.97	-0.18	-0.20	.96	20A	TENSILE STRENGTH,	PRIMARYLY PRINTING PAPERS, LOAD CELL (CRE)
L331	*	4.68	5.93	-1.21	-0.33	1.00	20A	TENSILE STRENGTH,	PRIMARYLY PRINTING PAPERS, LOAD CELL (CRE)
L255	Ø	4.70	7.77	.62	-0.13	.65	20A	TENSILE STRENGTH,	PRIMARYLY PRINTING PAPERS, LOAD CELL (CRE)
L309	Ø	4.71	6.89	-0.25	-0.24	1.71	20E	TENSILE STRENGTH,	PRIMARYLY PRINTING PAPERS, LOAD CELL (CRE)
L206	Ø	4.75	7.69	.55	-0.19	.50	20A	TENSILE STRENGTH,	PRIMARYLY PRINTING PAPERS, LOAD CELL (CRE)
L131	Ø	4.76	7.73	.59	-0.19	1.46	20E	TENSILE STRENGTH,	PRIMARYLY PRINTING PAPERS, LOAD CELL (CRE)
L226C	Ø	4.82	7.78	.64	-0.25	.98	20C	TENSILE STRENGTH,	PRIMARYLY PRINTING PAPERS, LOAD CELL (CRE)
L143	#	5.01	8.39	1.28	-0.37	1.15	20E	TENSILE STRENGTH,	PRIMARYLY PRINTING PAPERS, LOAD CELL (CRE)
GMEANS:		4.49	7.17			1.00			
		95% ELLIPSE:	1.34	.45				WITH GAMMA = 83 DEGREES	

TENSILE STRENGTH, CRE TYPE

SAMPLE B95 = 4.49 KILONEWTON/M SAMPLE H43 = 7.17 KILONEWTON/M
 SAMPLE B95 = 15.2 LB/15 MM SAMPLE H43 = 24.2 LB/15 MM



ANALYSIS T20-2 TABLE 1
TENSILE BREAKING STRENGTH, KILONEWTONS PER METER
TAPPI STANDARD T404 6S-76, TENSILE BREAKING STRENGTH OF PAPER AND PAPERBOARD (PENDULUM-TYPE TESTER)

LAB CODE	SAMPLE B95		HEAT SET OFFSET BOOK 91 GRAMS PER SQUARE METER				SAMPLE H43		PRINTING 91 GRAMS PER SQUARE METER				TEST D. = 20			
	MEAN	DEV	N.DEV	SDR	R.SDR	MEAN	DEV	N.DEV	SDR	R.SDR	VAR	F	LAB			
L103	4.70	.14	.50	.18	.88	7.76	.76	.90	.25	.78	20R	0	L103			
L108	4.68	.12	.42	.12	.60	5.94	-1.06	-1.25	.27	.85	20P	0	L108			
L121	4.86	.31	1.08	.20	.96	7.89	.89	1.05	.25	.81	20P	0	L121			
L124P	4.31	-.25	-.87	.37	1.80	7.17	.17	.20	.33	1.05	20P	0	L124P			
L128	4.55	.04	.12	.19	.94	7.40	.40	.48	.25	.81	20T	0	L128			
L148	4.52	-.04	-.13	.17	.83	6.51	-.48	-.57	.60	1.91	20P	0	L148			
L162	4.65	.09	.32	.20	.98	7.42	.42	.50	.35	1.10	20T	0	L162			
L182L	4.53	-.03	-.09	.13	.63	7.26	.26	.31	.28	.88	20T	0	L182L			
L189	4.89	.33	1.16	.29	1.39	7.69	.69	.81	.38	1.21	20R	0	L189			
L191P	4.59	.04	.14	.20	.69	7.30	.30	.36	.28	.88	20P	0	L191P			
L195	4.52	-.03	-.10	.30	1.44	7.34	.34	.40	.39	1.23	20R	0	L195			
L213	4.70	.15	.52	.23	1.12	7.30	.30	.35	.46	1.48	20T	0	L213			
L218	4.21	-.35	-1.21	.20	.96	7.79	.79	.94	.23	.74	20P	0	L218			
L241	4.70	.14	.49	.20	.98	7.61	.61	.72	.19	.60	20R	0	L241			
L242	4.25	-.31	-1.07	.19	.90	7.24	.24	.29	.27	.87	20Y	0	L242			
L249	4.49	-.07	-.24	.17	.83	7.30	.30	.35	.20	.64	20P	0	L249			
L254	4.51	-.04	-.16	.16	.78	7.52	.52	.61	.20	.63	20P	0	L254			
L259	5.12	.56	1.96	.21	1.03	6.75	-.21	-.25	.60	1.90	20P	0	L259			
L262	4.33	-.23	-.79	.14	.66	7.64	.64	.75	.16	.52	20R	0	L262			
L274	4.43	-.12	-.42	.14	.68	7.41	.41	.48	.19	.62	20P	0	L274			
L275	4.34	-.21	-.75	.27	1.31	6.73	-.27	-.31	.37	1.18	20R	0	L275			
L279P	4.26	-.29	-1.03	.23	1.12	5.85	-1.15	-1.35	.45	1.43	20P	0	L279P			
L285	4.08	-.47	-1.65	.12	.56	4.90	-2.10	-2.47	.11	.36	20P	*	L285			
L290	4.15	-.40	-1.41	.14	.70	6.36	-.64	-.76	.29	.91	20P	0	L290			
L311	4.14	-.42	-1.45	.19	.92	6.92	-.08	-.09	.36	1.13	20V	0	L311			
L321	5.20	.65	2.25	.30	1.44	7.77	.78	.92	.41	1.32	20V	0	L321			
L322	4.32	-.24	-.83	.35	1.68	4.49	-2.51	-2.96	.39	1.24	20P	*	L322			
L330	5.04	.48	1.69	.19	.93	5.64	-1.36	-1.61	.50	1.58	20P	*	L330			
L356	4.57	.01	.05	.32	1.54	5.37	-1.63	-1.93	.29	.93	20P	0	L356			
L352	4.68	.13	.44	.26	1.23	7.38	.38	.45	.48	1.54	20W	0	L352			
L370	5.15	.59	2.06	.16	.76	7.78	.78	.93	.19	.61	20P	0	L370			
L376	4.64	.09	.30	.18	.85	7.70	.71	.83	.30	.95	20P	0	L376			
L393	4.71	.15	.54	.16	.77	7.40	.40	.48	.29	.94	20P	0	L393			
L484	4.32	-.24	-.83	.26	1.24	7.10	.10	.12	.24	.78	20U	0	L484			
L585	4.31	-.24	-.84	.11	.55	6.94	-.06	-.07	.13	.41	20V	0	L585			
L599	4.50	-.05	-.17	.25	1.20	7.35	.35	.42	.42	1.35	20V	0	L599			
GR. MEAN = 4.55 KILONEWTON/M													GRAND MEAN = 7.00 KILONEWTON/M		TEST DETERMINATIONS = 20	
SD MEANS = .29 KILONEWTON/M													SD OF MEANS = .85 KILONEWTON/M		36 LABS IN GRAND MEANS	
AVERAGE SDR = .21 KILONEWTON/M													AVERAGE SDR = .31 KILONEWTON/M			
GR. MEAN = 15.360 LB/15 MM													GRAND MEAN = 23.603 LB/15 MM			
TOTAL NUMBER OF LABORATORIES REPORTING = 36																
Best Values: B95 4.5 ± 0.5 kilonewton per meter																
H43 7.2 ± 1.3 kilonewton per meter																

ANALYSIS T20-2 TABLE 2
TENSILE BREAKING STRENGTH, KILONEWTONS PER METER

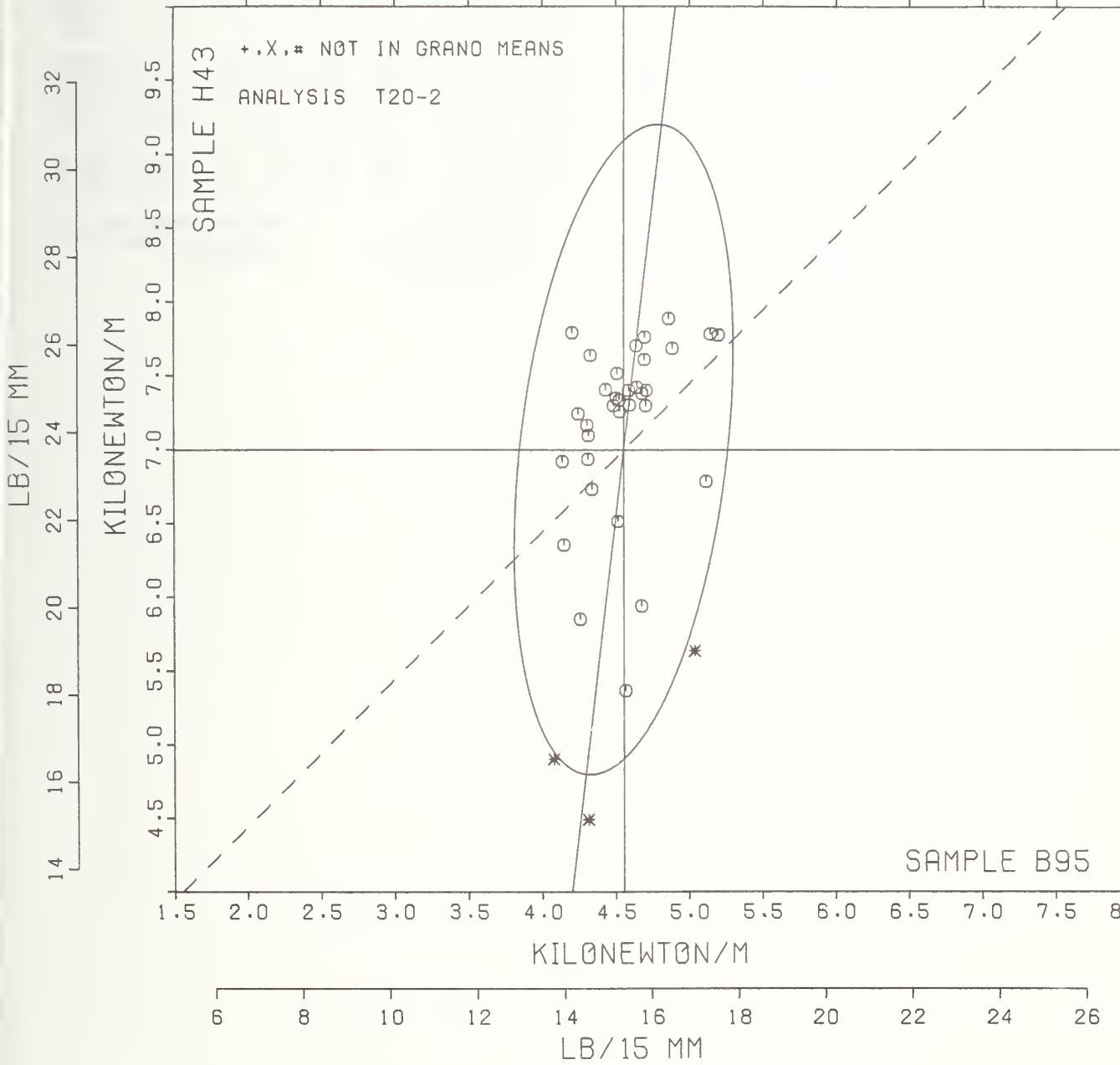
TAPPI STANDARD T404 GS-76, TENSILE BREAKING STRENGTH OF PAPER AND PAPERBOARD (PENDULUM-TYPE TESTER)

LAB CODE	F	MEANS		COORDINATES		AVG		PROPERTY---TEST	INSTRUMENT---	CONDITIONS
		H95	H43	MAJOR	MINOR	B.SDR	VAR			
L285	*	4.08	4.90	-2.14	.23	.46	20P	TENSILE STRENGTH,	PRIMARILY PRINTING PAPERS,	PENDULUM TESTER
L311	Ø	4.14	6.92	-.13	.40	1.02	20V	TENSILE STRENGTH,	PRIMARILY PRINTING PAPERS,	PENDULUM TESTER
L290	Ø	4.15	6.36	-.69	.33	.80	20P	TENSILE STRENGTH,	PRIMARILY PRINTING PAPERS,	PENDULUM TESTER
L218	Ø	4.21	7.79	.75	.44	.85	20P	TENSILE STRENGTH,	PRIMARILY PRINTING PAPERS,	PENDULUM TESTER
L242	Ø	4.25	7.24	.21	.33	.88	20Y	TENSILE STRENGTH,	PRIMARILY PRINTING PAPERS,	PENDULUM TESTER
L279P	Ø	4.26	5.85	-1.17	.16	1.27	20P	TENSILE STRENGTH,	PRIMARILY PRINTING PAPERS,	PENDULUM TESTER
L124P	Ø	4.31	7.17	.14	.27	1.43	20P	TENSILE STRENGTH,	PRIMARILY PRINTING PAPERS,	PENDULUM TESTER
L585	Ø	4.31	6.94	-.09	.23	.48	20V	TENSILE STRENGTH,	PRIMARILY PRINTING PAPERS,	PENDULUM TESTER
L322	*	4.32	4.49	-2.52	-.05	1.46	20P	TENSILE STRENGTH,	PRIMARILY PRINTING PAPERS,	PENDULUM TESTER
L484	Ø	4.32	7.10	.07	.25	1.01	20U	TENSILE STRENGTH,	PRIMARILY PRINTING PAPERS,	PENDULUM TESTER
L262	Ø	4.33	7.64	.61	.30	.59	20R	TENSILE STRENGTH,	PRIMARILY PRINTING PAPERS,	PENDULUM TESTER
L275	Ø	4.34	6.73	-.29	.18	1.25	20R	TENSILE STRENGTH,	PRIMARILY PRINTING PAPERS,	PENDULUM TESTER
L274	Ø	4.43	7.41	.39	.17	.65	20P	TENSILE STRENGTH,	PRIMARILY PRINTING PAPERS,	PENDULUM TESTER
L249	Ø	4.49	7.30	.29	.10	.74	20P	TENSILE STRENGTH,	PRIMARILY PRINTING PAPERS,	PENDULUM TESTER
L599	Ø	4.50	7.35	.34	.09	1.27	20V	TENSILE STRENGTH,	PRIMARILY PRINTING PAPERS,	PENDULUM TESTER
L254	Ø	4.51	7.52	.51	.10	.71	20P	TENSILE STRENGTH,	PRIMARILY PRINTING PAPERS,	PENDULUM TESTER
L148	Ø	4.52	6.51	-.49	-.02	1.37	20P	TENSILE STRENGTH,	PRIMARILY PRINTING PAPERS,	PENDULUM TESTER
L195	Ø	4.52	7.34	.33	.07	1.34	20R	TENSILE STRENGTH,	PRIMARILY PRINTING PAPERS,	PENDULUM TESTER
L182L	Ø	4.53	7.26	.25	.05	.75	20T	TENSILE STRENGTH,	PRIMARILY PRINTING PAPERS,	PENDULUM TESTER
L356	Ø	4.57	5.37	-1.62	-.20	1.24	20P	TENSILE STRENGTH,	PRIMARILY PRINTING PAPERS,	PENDULUM TESTER
L128	Ø	4.59	7.40	.40	.01	.87	20T	TENSILE STRENGTH,	PRIMARILY PRINTING PAPERS,	PENDULUM TESTER
L191P	Ø	4.59	7.30	.31	-.00	.93	20P	TENSILE STRENGTH,	PRIMARILY PRINTING PAPERS,	PENDULUM TESTER
L376	Ø	4.64	7.70	.71	-.00	.50	20P	TENSILE STRENGTH,	PRIMARILY PRINTING PAPERS,	PENDULUM TESTER
L162	Ø	4.65	7.42	.43	-.04	1.04	20T	TENSILE STRENGTH,	PRIMARILY PRINTING PAPERS,	PENDULUM TESTER
L108	Ø	4.68	5.94	-1.04	-.24	.73	20P	TENSILE STRENGTH,	PRIMARILY PRINTING PAPERS,	PENDULUM TESTER
L362	Ø	4.68	7.38	.40	-.08	1.39	20R	TENSILE STRENGTH,	PRIMARILY PRINTING PAPERS,	PENDULUM TESTER
L241	Ø	4.70	7.61	.62	-.07	.79	20R	TENSILE STRENGTH,	PRIMARILY PRINTING PAPERS,	PENDULUM TESTER
L103	Ø	4.70	7.76	.78	-.05	.83	20R	TENSILE STRENGTH,	PRIMARILY PRINTING PAPERS,	PENDULUM TESTER
L213	Ø	4.70	7.30	.31	-.11	1.30	20T	TENSILE STRENGTH,	PRIMARILY PRINTING PAPERS,	PENDULUM TESTER
L393	Ø	4.71	7.40	.42	-.11	.85	20P	TENSILE STRENGTH,	PRIMARILY PRINTING PAPERS,	PENDULUM TESTER
L121	Ø	4.86	7.89	.92	-.20	.88	20P	TENSILE STRENGTH,	PRIMARILY PRINTING PAPERS,	PENDULUM TESTER
L189	Ø	4.89	7.69	.72	-.25	1.30	20R	TENSILE STRENGTH,	PRIMARILY PRINTING PAPERS,	PENDULUM TESTER
L330	*	5.04	5.64	-1.30	-.64	1.26	20P	TENSILE STRENGTH,	PRIMARILY PRINTING PAPERS,	PENDULUM TESTER
L259	Ø	5.12	6.79	-.15	-.58	1.47	20P	TENSILE STRENGTH,	PRIMARILY PRINTING PAPERS,	PENDULUM TESTER
L370	Ø	5.15	7.78	.85	-.50	.69	20P	TENSILE STRENGTH,	PRIMARILY PRINTING PAPERS,	PENDULUM TESTER
L321	Ø	5.20	7.77	.85	-.55	1.38	20V	TENSILE STRENGTH,	PRIMARILY PRINTING PAPERS,	PENDULUM TESTER
GMEANS:		4.55	7.00			1.00				
		95% ELLIPSE:	2.21	.70				WITH GAMMA = 83 DEGREES		

TENSILE STRENGTH, PENDULUM TYPE

SAMPLE B95 = 4.55 KILONEWTON/M SAMPLE H43 = 7.00 KILONEWTON/M

SAMPLE B95 = 15.4 LB/15 MM SAMPLE H43 = 23.6 LB/15 MM



TENSILE ENERGY ABSORPTION, JOULES PER SQUARE METER - PACKAGING PAPER
TAPPI STANDARD T494 GS-70, TENSILE BREAKING PROPERTIES OF PAPER & PAPERBOARD (CONSTANT RATE OF ELONGATION)

LAB CODE	KRAFT					KRAFT					TEST D. = 20		
	H56 MEAN	147 GRAMS PER SQUARE METER DEV	N.DEV	SDR	R.SDR	B09 MEAN	147 GRAMS PER SQUARE METER DEV	N.DEV	SDR	R.SDR	VAR	P	LAB
L122	132.4	36.6	5.84	14.7	1.06	249.9	57.3	4.61	52.4	1.82	25P	#	L122
L126	97.2	1.4	.22	17.2	1.23	198.1	5.5	.44	32.2	1.12	25G	Ø	L126
L151	104.5	8.7	1.39	18.0	1.29	202.4	9.8	.79	35.2	1.22	25F	Ø	L151
L174	90.9	-5.0	-.79	17.5	1.26	188.5	-4.1	-.33	33.1	1.15	25Y	Ø	L174
L182	96.7	.9	.14	10.5	.75	196.5	3.9	.31	24.8	.86	25B	Ø	L182
L234B	102.0	6.2	.98	18.6	1.33	224.9	32.3	2.60	32.6	1.13	25H	Ø	L234B
L237B	102.1	6.2	.99	14.9	1.06	184.9	-7.7	-.62	28.9	1.00	25B	Ø	L237B
L243	91.0	-4.8	-.76	10.2	.73	186.0	-6.6	-.53	29.4	1.02	25Z	Ø	L243
L250	95.1	-.7	-.11	12.2	.88	189.9	-2.7	-.22	20.9	.73	25A	Ø	L250
L265	94.0	-1.8	-.29	12.7	.91	175.7	-16.9	-1.36	23.3	.81	25E	Ø	L265
L267	82.4	-13.4	-2.14	13.2	.95	178.6	-14.0	-1.13	32.6	1.13	25F	Ø	L267
L268	2602.9	2507.0	399.97	591.8	42.44	6220.4	6027.8	485.46	1034.7	35.93	25F	#	L268
L273	52.2	-43.6	-6.96	5.8	.42	120.7	-71.9	-5.79	16.0	.56	25F	#	L273
L280	95.1	-.7	-.12	11.5	.83	198.0	5.4	.44	25.9	.90	25B	Ø	L280
L312	127.5	31.7	5.05	13.9	.99	242.0	49.4	3.98	39.4	1.37	25J	#	L312
L318	94.9	-.9	-.15	12.9	.92	195.8	3.2	.26	23.5	.82	25A	Ø	L318
L336	105.4	9.6	1.53	11.9	.85	196.7	4.1	.33	31.0	1.08	25A	Ø	L336
L580	90.2	-5.6	-.89	13.9	1.00	180.3	-12.3	-.99	29.7	1.03	25C	Ø	L580

GR. MEAN = 95.8 JOULES/SQ M GRAND MEAN = 192.6 JOULES/SQ M TEST DETERMINATIONS = 20
SD MEANS = 6.3 JOULES/SQ M SD OF MEANS = 12.4 JOULES/SQ M 14 LABS IN GRAND MEANS
AVERAGE SDR = 13.9 JOULES/SQ M AVERAGE SDR = 28.8 JOULES/SQ M
GR. MEAN = 6.56 FT.LB/SC FT GRAND MEAN = 13.19 PT.LB/SQ FT
TOTAL NUMBER OF LABORATORIES REPORTING = 18

Best Values: H56 95 ± 10 joules per square meter
H09 190 ± 15 joules per square meter

The following laboratories were omitted from the grand means because of extreme test results: 122, 273, 312.

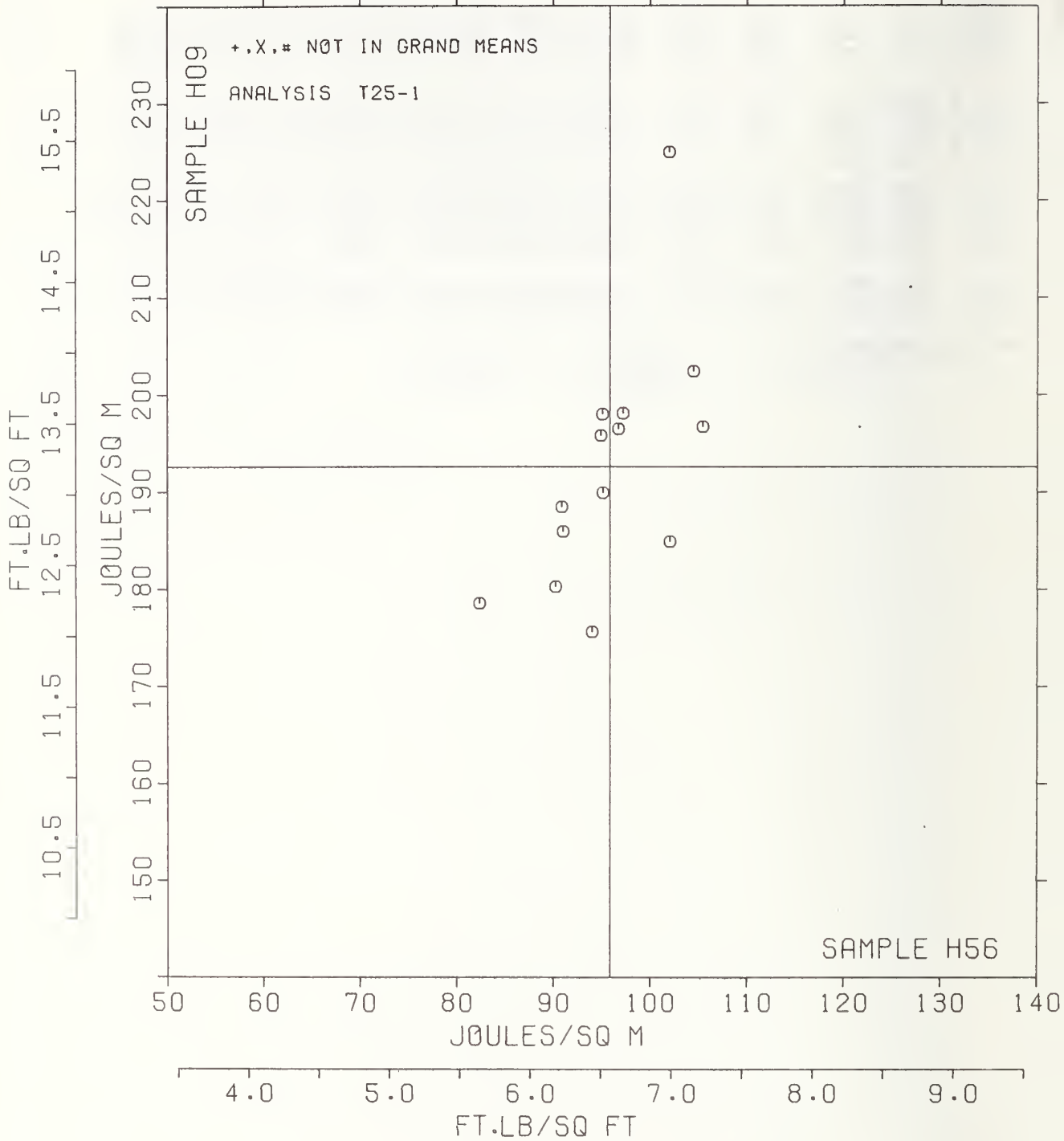
Data from the following laboratories were not understood: 268.

TAPPI STANDARD T494 OS-70, TENSILE ENERGY ABSORPTION, JOULES PER SQUARE METER - PACKAGING PAPER
TAPPI STANDARD T494 OS-70, TENSILE BREAKING PROPERTIES OF PAPER & PAPERBOARD (CONSTANT RATE OF ELONGATION)

LAB CODE	F	MEANS		COORDINATES		AVG		PROPERTY---TEST INSTRUMENT---CONDITIONS			
		B56	B09	MAJOR	MINOR	R.SDR	VAR				
L273	#	52.2	120.7	-82.5	16.5	.49	25F	TENSILE ENERGY ABS.	PACKAGING PAPER, LINE/FLAT	JAWS	
L267	Ø	82.4	178.6	-17.7	7.8	1.04	25F	TENSILE ENERGY ABS.	PACKAGING PAPER, LINE/FLAT	JAWS	
L580	Ø	90.2	180.3	-13.5	1.1	1.01	25C	TENSILE ENERGY ABS.	PACKAGING PAPER, LINE/LINE	JAWS	
L174	Ø	90.9	188.5	-5.5	3.3	1.20	25Y	TENSILE ENERGY ABS.	PACKAGING PAPER, LINE/PLAT	JAWS	
L243	Ø	91.0	186.0	-7.9	2.3	.88	25Z	TENSILE ENERGY ABS.	PACKAGING PAPER, LINE/LINE	JAWS	
L265	Ø	94.0	175.7	-16.5	-4.1	.86	25E	TENSILE ENERGY ABS.	PACKAGING PAPER, FLAT/PLAT	JAWS	
L318	Ø	94.9	195.8	2.7	2.0	.87	25A	TENSILE ENERGY ABS.	PACKAGING PAPER, FLAT/FLAT	JAWS	
L280	Ø	95.1	198.0	4.8	2.5	.86	25B	TENSILE ENERGY ABS.	PACKAGING PAPER, LINE/PLAT	JAWS	
L250	Ø	95.1	189.9	-2.8	-.2	.80	25A	TENSILE ENERGY ABS.	PACKAGING PAPER, FLAT/PLAT	JAWS	
L182	Ø	96.7	196.5	4.0	.5	.81	25B	TENSILE ENERGY ABS.	PACKAGING PAPER, LINE/FLAT	JAWS	
L126	Ø	97.2	198.1	5.6	.6	1.17	25G	TENSILE ENERGY ABS.	PACKAGING PAPER, LINE/LINE	JAWS	
L234B	Ø	102.0	224.9	32.5	5.2	1.23	25B	TENSILE ENERGY ABS.	PACKAGING PAPER, 2-PIN STRAIN GAGE		
L237B	Ø	102.1	184.9	-5.1	-8.5	1.03	25H	TENSILE ENERGY ABS.	PACKAGING PAPER, 2-PIN STRAIN GAGE		
L151	Ø	104.5	202.4	12.2	-4.8	1.26	25F	TENSILE ENERGY ABS.	PACKAGING PAPER, LINE/PLAT	JAWS	
L336	Ø	105.4	196.7	7.2	-7.6	.97	25A	TENSILE ENERGY ABS.	PACKAGING PAPER, FLAT/PLAT	JAWS	
L312	#	127.5	242.0	57.2	-13.0	1.18	25J	TENSILE ENERGY ABS.	PACKAGING PAPER, LINE/PLAT	JAWS	
L122	#	132.4	249.9	66.3	-14.9	1.44	25P	TENSILE ENERGY ABS.	PACKAGING PAPER, PATTERNED FLAT	JAWS	
L268	#	2602.9	6220.4	6521.2	-307.4	39.18	25F	TENSILE ENERGY ABS.	PACKAGING PAPER, LINE/PLAT	JAWS	
GMEANS:		95.8	192.6			1.00					
		95% ELLIPSE:		38.0	13.6			WIDE GAMMA = 7C DEGREES			

T.E.A., PACKAGING PAPERS

SAMPLE H56 = 96. JOULES/SQ M SAMPLE H09 = 193. JOULES/SQ M
 SAMPLE H56 = 6.56 FT.LB/SQ FT SAMPLE H09 = 13.19 FT.LB/SQ FT



TENSILE ENERGY ABSORPTION, JOULES PER SQUARE METER - PRINTING PAPER
TAPPI STANDARD T494 OS-70, TENSILE BREAKING PROPERTIES OF PAPER & PAPERBOARD (CONSTANT RATE OF ELONGATION)

LAB CODE	HEAT SET OFFSET BOOK					PRINTING					TEST D. = 20		
	SAMPLE B95 MEAN	91 GRAMS PER SQUARE METER		SDR		SAMPLE B43 MEAN	91 GRAMS PER SQUARE METER		SDR		VAR	P	LAB
	DEV	N.DEV		R.SDR		DEV	N.DEV		R.SDR				
L100	38.0	-3.2	-.99	4.3	.85	88.2	6.3	.44	6.6	.79	26A	Ø L100	
L115	43.6	2.4	.74	3.6	.72	88.1	6.3	.44	4.1	.49	26C	Ø L115	
L118	42.9	1.7	.52	4.6	.92	93.1	11.3	.78	7.4	.88	26E	Ø L118	
L121	37.7	-3.5	-1.08	5.9	1.18	87.8	5.9	.41	7.6	.90	26D	Ø L121	
L122	3.2	-38.0	-11.73	.5	.10	7.3	-74.6	-5.16	.7	.09	26P	# L122	
L139	37.5	-3.7	-1.15	6.0	1.20	67.9	-13.9	-.96	9.3	1.12	26H	Ø L139	
L159	41.9	.7	.21	8.5	1.69	58.5	-23.3	-1.61	13.5	1.62	26F	Ø L159	
L163	41.7	.5	.15	3.5	.69	84.7	2.9	.20	11.6	1.39	26J	Ø L163	
L185	39.0	-2.2	-.68	5.9	1.17	91.2	9.4	.65	6.6	.79	26C	Ø L185	
L206	42.4	1.1	.35	2.6	.51	90.0	8.2	.57	4.9	.59	26Y	Ø L206	
L231	37.4	-3.9	-1.20	6.5	1.29	62.8	-19.0	-1.32	15.2	1.82	26E	Ø L231	
L250	46.8	5.5	1.70	4.2	.83	97.5	15.7	1.09	6.3	.76	26A	Ø L250	
L255	48.0	6.7	2.08	5.8	1.15	109.8	27.9	1.93	8.0	.95	26P	Ø L255	
L309	4.3	-36.9	-11.40	.7	.14	11.6	-70.3	-4.86	2.6	.31	26A	# L309	
L318	43.1	1.9	.58	5.6	1.11	95.1	13.2	.92	7.7	.92	26A	Ø L318	
L378	42.8	1.6	.50	3.7	.74	75.2	-6.7	-.46	7.7	.92	26A	Ø L378	
L393	36.4	-4.8	-1.49	3.8	.75	75.5	-6.3	-.43	6.4	.76	26V	Ø L393	
L567	42.2	1.0	.30	5.4	1.07	82.2	.4	.03	5.8	.69	26A	Ø L567	
L575	41.7	.5	.14	5.3	1.06	65.6	-16.2	-1.12	15.1	1.81	26B	Ø L575	
L587	40.4	-.8	-.25	6.0	1.19	NO DATA REPORTED FOR SAMPLE B43						26C	M L587
L592	39.1	-2.2	-.67	5.3	1.06	59.6	-22.2	-1.54	6.8	.82	26G	Ø L592	

GR. MEAN = 41.2 JOULES/SQ M

SD MEANS = 3.2 JOULES/SQ M

AVERAGE SDR =

GR. MEAN = 2.825 FT.LB/SQ FT

TOTAL NUMBER OF LABORATORIES REPORTING = 21

GRAND MEAN = 81.8 JOULES/SQ M

SD OF MEANS = 14.4 JOULES/SQ M

AVERAGE SDR =

GRAND MEAN = 5.605 FT.LB/SQ FT

TEST DETERMINATIONS = 20

18 LABS IN GRAND MEANS

AVERAGE SDR = 8.3 JOULES/SQ M

Data from the following laboratories were not understood: 122, 309.

ANALYSIS T26-1 TABLE 2

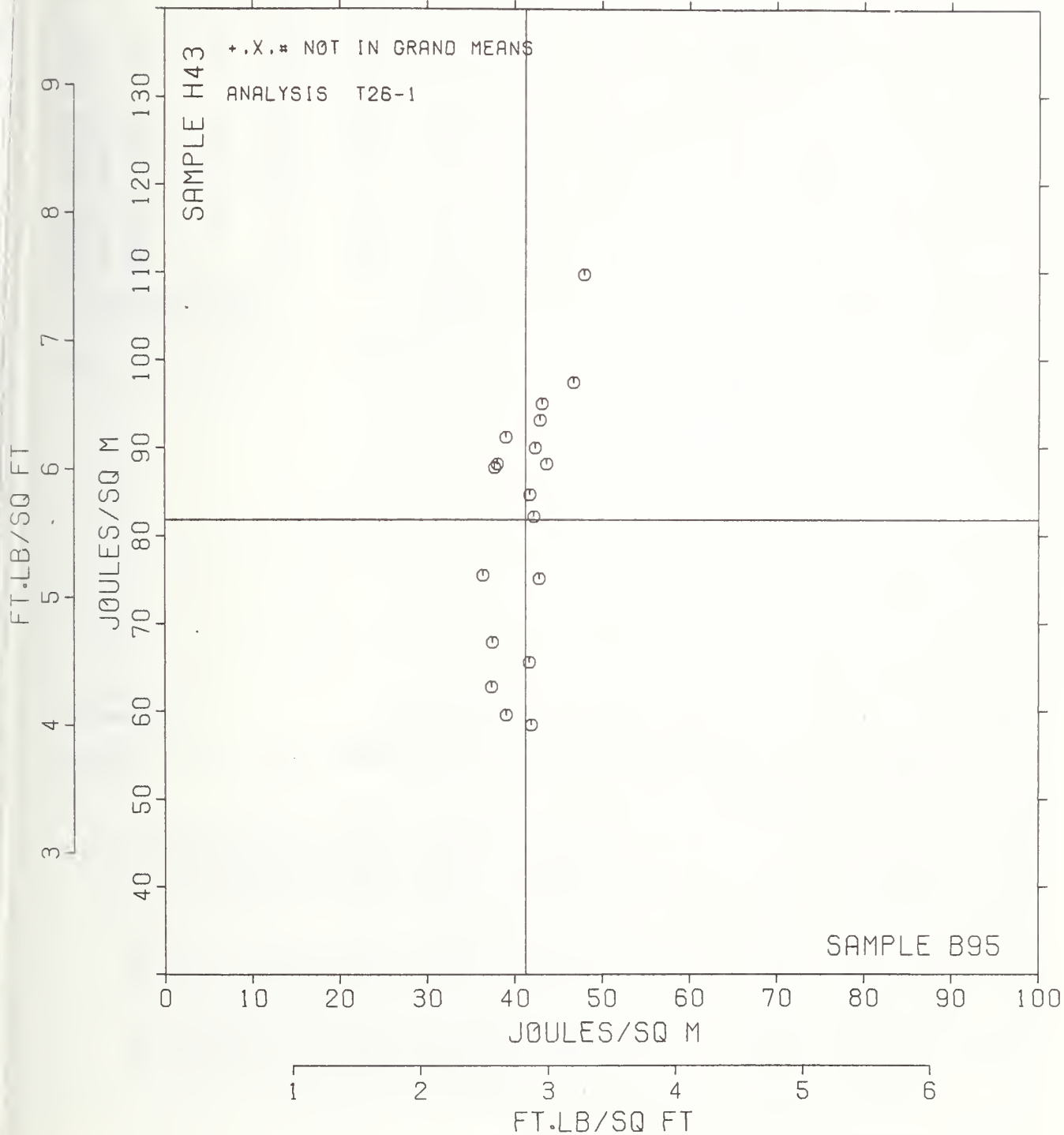
TENSILE ENERGY ABSORPTION, JOULES PER SQUARE METER - PRINTING PAPER

TAPPI STANDARD T494 03-70, TENSILE BREAKING PROPERTIES OF PAPER & PAPERBOARD (CONSTANT RATE OF ELONGATION)

LAB CODE	P	MEANS		COORDINATES		AVG R.SDR	VAR	PROPERTY---	TEST INSTRUMENT---	CONDITIONS
		B55	H43	MAJOR	MINOR					
L122	#	3.2	7.3	-78.5	27.5	.09	26P	TENSILE ENERGY ABS.,	PRINTING PAPERS,	PATTERNED FLAT JAWS
L309	#	4.3	11.6	-74.5	27.4	.23	26A	TENSILE ENERGY ABS.,	PRINTING PAPERS,	FLAT/FLAT JAWS
L393	0	36.4	75.5	-6.9	4.0	.76	26V	TENSILE ENERGY ABS.,	PRINTING PAPERS,	LINE/FLAT JAWS
L231	0	37.4	62.8	-19.4	1.4	1.55	26E	TENSILE ENERGY ABS.,	PRINTING PAPERS,	PLAT/FLAT JAWS
L135	0	37.5	67.9	-14.3	1.9	1.16	26H	TENSILE ENERGY ABS.,	PRINTING PAPERS,	2-PIN STRAIN GAGE
L121	0	37.7	87.8	5.4	4.3	1.04	26D	TENSILE ENERGY ABS.,	PRINTING PAPERS,	2-PIN STRAIN GAGE
L100	0	38.0	88.2	5.9	4.0	.82	26A	TENSILE ENERGY ABS.,	PRINTING PAPERS,	FLAT/FLAT JAWS
L185	0	39.0	91.2	9.0	3.4	.98	26C	TENSILE ENERGY ABS.,	PRINTING PAPERS,	LINE/LINE JAWS
L592	0	39.1	59.6	-22.3	-8	.94	26G	TENSILE ENERGY ABS.,	PRINTING PAPERS,	LINE/LINE JAWS
L587	M	40.4				1.19	26C	TENSILE ENERGY ABS.,	PRINTING PAPERS,	LINE/LINE JAWS
L575	0	41.7	65.6	-16.0	-2.6	1.43	26B	TENSILE ENERGY ABS.,	PRINTING PAPERS,	LINE/FLAT JAWS
L163	0	41.7	84.7	2.9	-1	1.04	26J	TENSILE ENERGY ABS.,	PRINTING PAPERS,	LINE/FLAT JAWS
L159	0	41.9	58.5	-23.0	-3.7	1.65	26P	TENSILE ENERGY ABS.,	PRINTING PAPERS,	LINE/FLAT JAWS
L567	0	42.2	82.2	.5	-.9	.88	26A	TENSILE ENERGY ABS.,	PRINTING PAPERS,	PLAT/FLAT JAWS
L206	0	42.4	90.0	8.3	-.1	.55	26Y	TENSILE ENERGY ABS.,	PRINTING PAPERS,	LINE/FLAT JAWS
L378	0	42.8	75.2	-6.4	-2.5	.83	26A	TENSILE ENERGY ABS.,	PRINTING PAPERS,	FLAT/FLAT JAWS
L118	0	42.9	93.1	11.5	-.2	.90	26E	TENSILE ENERGY ABS.,	PRINTING PAPERS,	FLAT/FLAT JAWS
L318	0	43.1	95.1	13.4	-.1	1.01	26A	TENSILE ENERGY ABS.,	PRINTING PAPERS,	FLAT/FLAT JAWS
L115	0	43.6	88.1	6.6	-1.6	.60	26C	TENSILE ENERGY ABS.,	PRINTING PAPERS,	LINE/LINE JAWS
L250	0	46.8	57.5	16.3	-3.4	.79	26A	TENSILE ENERGY ABS.,	PRINTING PAPERS,	FLAT/FLAT JAWS
L255	0	48.0	109.8	28.6	-3.0	1.05	26P	TENSILE ENERGY ABS.,	PRINTING PAPERS,	PATTERNED FLAT JAWS
GMEAN:		41.2	81.8			1.00				
		95% ELLIPSE:		40.5	7.3			WITB	GAMMA = 82	DEGREES

T.E.A., PRINTING PAPERS

SAMPLE B95 = 41. JOULES/SQ M SAMPLE H43 = 82. JOULES/SQ M
 SAMPLE B95 = 2.8 FT.LB/SQ FT SAMPLE H43 = 5.6 FT.LB/SQ FT



ANALYSIS T28-1 TABLE 1
 ELONGATION TO BREAK, PERCENT - PACKAGING PAPER

TAPPI STANDARD T454 6S-70, TENSILE BREAKING PROPERTIES OF PAPER & PAPERBOARD (CONSTANT RATE OF ELONGATION)

LAB CODE	SAMPLE 856 KRAFT					SAMPLE H09 KRAFT					TEST D. * 20		
	MEAN	147 GRAMS PER SQUARE METER DEV	N.DEV	SDR	R.SDR	MEAN	147 GRAMS PER SQUARE METER DEV	N.DEV	SDR	R.SDR	VAR	P	LAB
L122	2.04	.30	1.32	.29	1.95	5.01	.74	1.90	.75	1.51	28P	6	L122
L126	1.57	-.17	-.74	.15	1.00	4.12	-.16	-.40	.45	.90	28C	6	L126
L151	1.96	.22	.98	.12	.83	4.54	.27	.69	.45	.92	28B	6	L151
L182	1.60	-.14	-.61	.11	.76	4.14	-.13	-.34	.30	.60	28B	6	L182
L243	1.48	-.26	-1.14	.10	.68	3.92	-.35	-.90	.38	.76	28C	6	L243
L265	1.67	-.07	-.29	.13	.87	4.02	-.25	-.65	.38	.77	28A	6	L265
L267	1.56	-.18	-.81	.16	1.11	3.95	-.32	-.83	.52	1.05	28B	6	L267
L268	1.55	-.19	-.64	.17	1.15	4.00	-.27	-.69	.44	.88	28B	6	L268
L280	1.72	-.02	-.08	.10	.70	4.33	.06	.14	.34	.69	28B	6	L280
L312	2.32	.58	2.57	.15	.95	4.66	.39	1.01	1.40	2.83	28B	6	L312
L318	1.75	.01	.04	.11	.73	4.67	.39	1.01	.32	.65	28A	6	L318
L324	1.53	-.21	-.92	.13	.88	3.93	-.34	-.88	.40	.81	28P	6	L324
L336	1.83	.09	.39	.14	.97	4.93	.65	1.68	.39	.79	28A	6	L336
L580	1.77	.03	.14	.21	1.44	3.85	-.42	-1.07	.23	.67	28C	6	L580
L582	1.73	-.00	-.02	.14	.95	4.02	-.26	-.66	.58	1.18	28A	6	L582
GR. MEAN *	1.74	PERCENT				GRAND MEAN *	4.27	PERCENT			TEST DETERMINATIONS *	20	
SD MEANS *	.23	PERCENT				SD OF MEANS *	.39	PERCENT			15 LABS IN GRAND MEANS		
		AVERAGE SDR *	.15	PERCENT				AVERAGE SDR *	.50	PERCENT			
L153	2.12	.38	1.69	.14	.94	4.69	.42	1.08	.42	.85	28Q	6	L153
TOTAL NUMBER OF LABORATORIES REPORTING	= 16												

Best Values: H56 1.7 ± 0.4 percent
 H09 4.2 ± 0.7 percent.

ANALYSIS T28-1 TABLE 2
 ELONGATION TO BREAK, PERCENT - PACKAGING PAPER

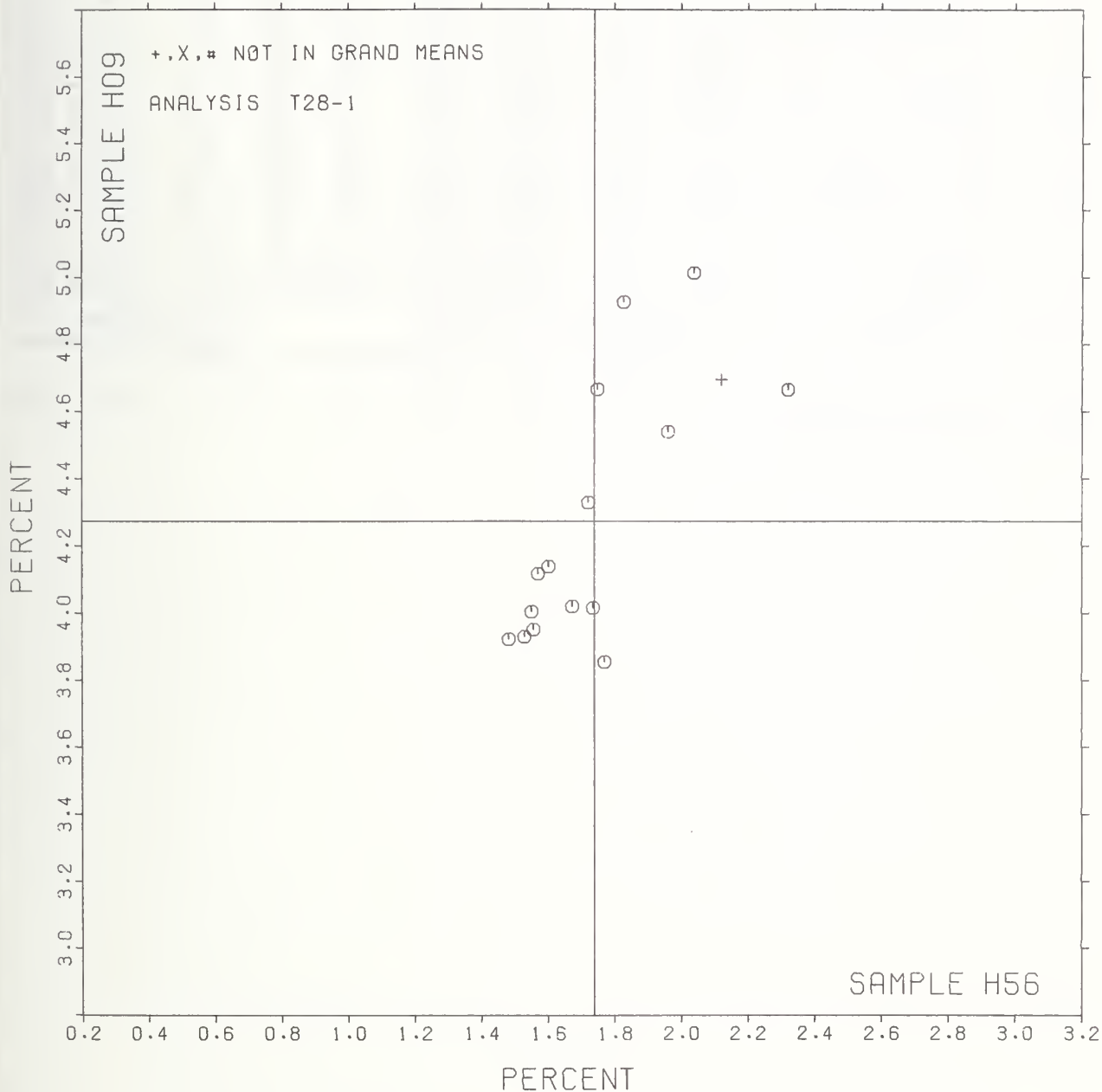
TAPPI STANDARD T494 6S-70, TENSILE BREAKING PROPERTIES OF PAPER & PAPERBOARD (CONSTANT RATE OF ELONGATION)

LAB CODE	F	MEANS		COORDINATES		AVG R.SDR	VAR	PROPERTY---TEST INSTRUMENT---	CONDITIONS
		856	809	MAJOR	MINOR				
L243	6	1.48	3.92	-.43	.08	.72	28C	ELONGATION, PACKAGING PAPER, LOAD CELL, LINE/LINE JAWS	
L324	6	1.53	3.93	-.40	.04	.84	28P	ELONGATION, PACKAGING PAPER, LOAD CELL, PATTERNED PLAT JAWS	
L268	6	1.55	4.00	-.32	.05	1.01	28B	ELONGATION, PACKAGING PAPER, LOAD CELL, LINE/FLAT JAWS	
L267	6	1.56	3.95	-.37	.02	1.08	28B	ELONGATION, PACKAGING PAPER, LOAD CELL, LINE/FLAT JAWS	
L126	6	1.57	4.12	-.21	.08	.95	28C	ELONGATION, PACKAGING PAPER, LOAD CELL, LINE/LINE JAWS	
L182	6	1.60	4.14	-.18	.07	.68	28B	ELONGATION, PACKAGING PAPER, LOAD CELL, LINE/FLAT JAWS	
L265	6	1.67	4.02	-.26	-.05	.82	28A	ELONGATION, PACKAGING PAPER, LOAD CELL, PLAT/PLAT JAWS	
L280	6	1.72	4.33	.04	.04	.69	28B	ELONGATION, PACKAGING PAPER, LOAD CELL, LINE/PLAT JAWS	
L582	6	1.73	4.02	-.23	-.11	1.06	28A	ELONGATION, PACKAGING PAPER, LOAD CELL, FLAT/FLAT JAWS	
L318	6	1.75	4.67	.36	.16	.69	28A	ELONGATION, PACKAGING PAPER, LOAD CELL, FLAT/PLAT JAWS	
L580	6	1.77	3.85	-.36	-.21	1.06	28C	ELONGATION, PACKAGING PAPER, LOAD CELL, LINE/LINE JAWS	
L336	6	1.83	4.93	.63	.21	.88	28A	ELONGATION, PACKAGING PAPER, LOAD CELL, FLAT/PLAT JAWS	
L151	6	1.96	4.54	.34	-.08	.87	28B	ELONGATION, PACKAGING PAPER, LOAD CELL, LINE/FLAT JAWS	
L122	6	2.04	5.01	.80	.05	1.73	28P	ELONGATION, PACKAGING PAPER, LOAD CELL, PATTERNED PLAT JAWS	
L153	6	2.12	4.69	.55	-.16	.90	28Q	ELONGATION, PACKAGING PAPER, PENDULUM, PATTERNED PLAT JAWS	
L312	6	2.32	4.66	.61	-.35	1.91	28B	ELONGATION, PACKAGING PAPER, LOAD CELL, LINE/PLAT JAWS	
GMEANS:		1.74	4.27			1.00			
95% ELLIPSE:			1.22	.41		WIT8 GAMMA = 64 DEGREES			

ELONGATION TO BREAK, PACKAGING PAPER

SAMPLE H56 = 1.74 PERCENT

SAMPLE H09 = 4.27 PERCENT



ANALYSIS T29-1 TABLE 1
 ELONGATION TO BREAK, PERCENT - PRINTING PAPER

TAPPI STANDARD T494 6S-7C, TENSILE BREAKING PROPERTIES OF PAPER & PAPERBOARD (CONSTANT RATE OF ELONGATION)

LAB CODE	HEAT SET OFFSET BOOK 91 GRAMS PER SQUARE METER					PRINTING 91 GRAMS PER SQUARE METER					TEST D. = 20		
	SAMPLE B95 MEAN	DEV	N.DEV	SDR	R.SDR	SAMPLE H43 MEAN	DEV	N.DEV	SDR	R.SDR	VAR	F	LAB
L100	1.335	-.174	-1.26	.093	.71	1.775	-.197	-.69	.107	.75	29A	Ø	L100
L118	1.527	.019	.14	.114	.87	2.049	.077	.27	.109	.77	29A	Ø	L118
L121	1.417	-.092	-.66	.182	1.39	1.982	.010	.04	.131	.92	29D	Ø	L121
L122	1.575	.066	.48	.161	1.23	2.205	.233	.81	.150	1.05	29P	Ø	L122
L141T	1.322	-.186	-1.35	.124	.94	1.534	-.438	-1.53	.133	.94	29D	Ø	L141T
L176	1.554	.046	.33	.208	1.58	2.323	.351	1.23	.203	1.43	298	Ø	L176
L185	1.430	-.079	-.57	.153	1.16	1.920	-.052	-.18	.083	.59	29C	Ø	L185
L190R	1.460	-.049	-.35	.105	.80	2.049	.077	.27	.074	.52	29A	Ø	L190P
L231	1.815	.306	2.22	.127	.97	2.015	.043	.15	.218	1.53	29A	*	L231
L255	1.578	.069	.50	.126	.96	2.199	.227	.79	.122	.85	29P	Ø	L255
L309	1.670	.162	1.18	.171	1.30	2.531	.559	1.96	.378	2.66	29A	Ø	L309
L318	1.568	.060	.44	.086	.66	2.071	.099	.35	.106	.74	29A	Ø	L318
L344	1.706	.198	1.44	.124	.94	2.137	.165	.58	.134	.94	29A	Ø	L344
L378	1.496	-.012	-.09	.076	.58	1.812	-.160	-.56	.115	.81	29A	Ø	L378
L567	1.370	-.139	-1.01	.133	1.01	1.902	-.070	-.25	.104	.73	29A	Ø	L567
L575	1.474	-.034	-.25	.116	.89	1.625	-.347	-1.22	.232	1.63	298	Ø	L575
L587	1.480	-.029	-.21	.115	.88	NO DATA REPORTED FOR SAMPLE H43					29C	M	L587
L592	1.344	-.165	-1.19	.124	.95	1.398	-.574	-2.01	.096	.67	29C	Ø	L592
GR. MEAN = 1.509 PERCENT					GRAND MEAN = 1.972 PERCENT					TEST DETERMINATIONS = 20			
SD MEANS = .138 PERCENT					SD OF MEANS = .266 PERCENT					17 LABS IN GRAND MEANS			
AVERAGE SDR = .131 PERCENT					AVERAGE SDR = .142 PERCENT								
L242	1.610	.101	.74	.192	1.46	2.420	.448	1.57	.132	.93	29R	*	L242
L484	1.322	-.186	-1.35	.156	1.19	1.787	-.185	-.65	.272	1.91	29R	*	L484
TOTAL NUMBER OF LABORATORIES REPORTING = 20													

Best Values: B95 1.5 ± 0.2 percent
 H43 1.9 ± 0.5 percent

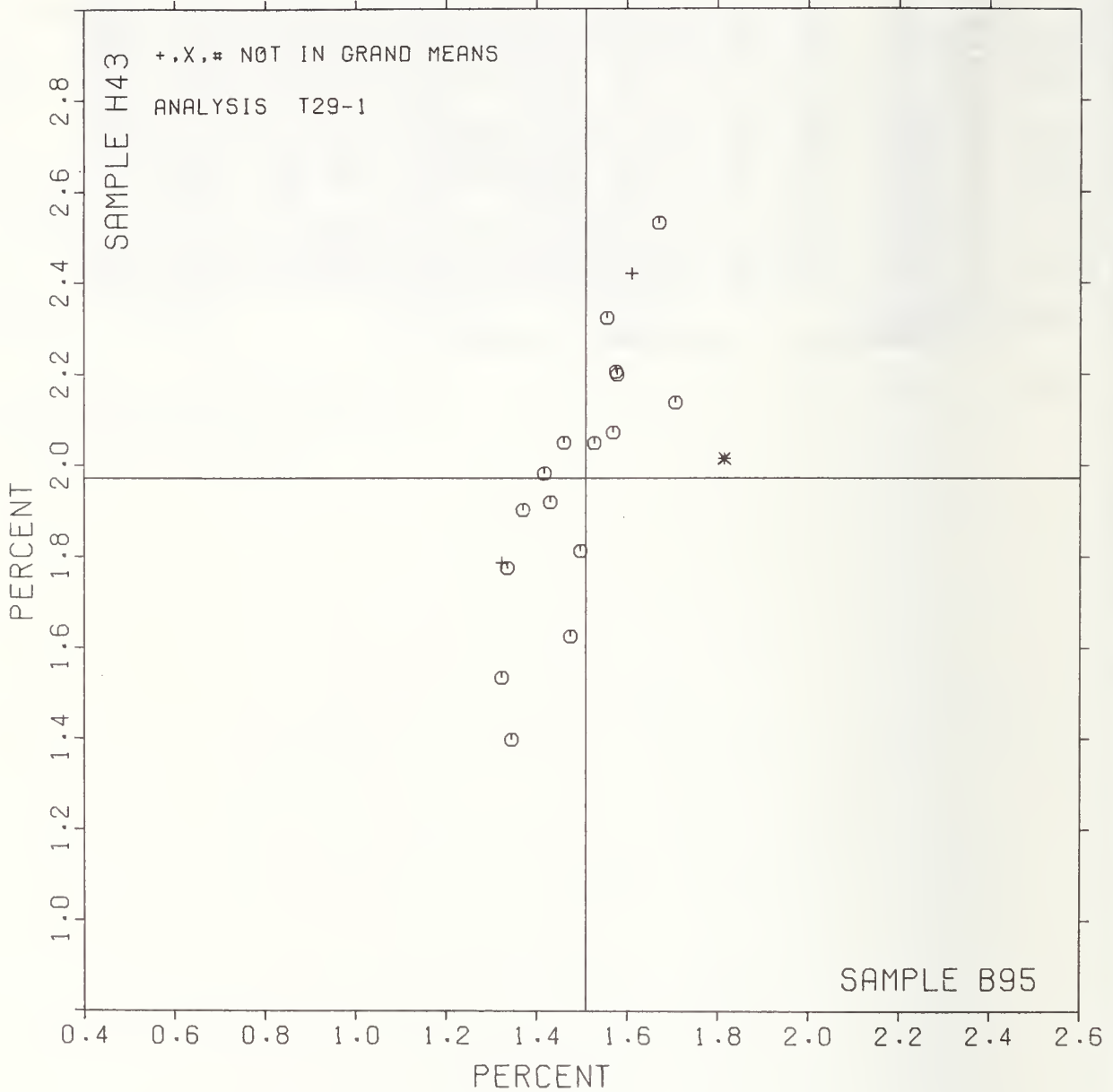
ELONGATION TO BREAK, PERCENT - PRINTING PAPER
TAPPI STANDARD T494 CS-70, TENSILE BREAKING PROPERTIES OF PAPER & PAPERBOARD (CONSTANT RATE OF ELONGATION)

LAB CODE	F	MEANS		COORDINATES		AVG R.SDR VAR	PROPERTY---TEST INSTRUMENT---CONDITIONS
		B95	B43	MAJOR	MINOR		
L141T	Ø	1.322	1.534	-.475	.024	.94 29D	ELONGATION, PRINTING PAPERS, LOAD CELL, 2-PIN STRAIN GAGE
L484	*	1.322	1.787	-.238	.111	1.55 29R	ELONGATION, PRINTING PAPERS, PENDULUM, FLAT/FLAT JAWS
L100	Ø	1.335	1.775	-.245	.095	.73 29A	ELONGATION, PRINTING PAPERS, LOAD CELL, FLAT/FLAT JAWS
L592	Ø	1.344	1.398	-.556	-.043	.82 29C	ELONGATION, PRINTING PAPERS, LOAD CELL, LINE/LINE JAWS
L567	Ø	1.370	1.902	-.114	.106	.87 29A	ELONGATION, PRINTING PAPERS, LOAD CELL, FLAT/FLAT JAWS
L121	Ø	1.417	1.982	-.022	.089	1.15 29D	ELONGATION, PRINTING PAPERS, LOAD CELL, 2-PIN STRAIN GAGE
L185	Ø	1.430	1.920	-.076	.056	.88 29C	ELONGATION, PRINTING PAPERS, LOAD CELL, LINE/LINE JAWS
L190R	Ø	1.460	2.049	.056	.072	.66 29A	ELONGATION, PRINTING PAPERS, LOAD CELL, FLAT/FLAT JAWS
L575	Ø	1.474	1.625	-.338	-.088	1.26 29B	ELONGATION, PRINTING PAPERS, LOAD CELL, LINE/FLAT JAWS
L587	M	1.480				.88 29C	ELONGATION, PRINTING PAPERS, LOAD CELL, LINE/LINE JAWS
L378	Ø	1.496	1.812	-.154	-.044	.69 29A	ELONGATION, PRINTING PAPERS, LOAD CELL, FLAT/FLAT JAWS
L118	Ø	1.527	2.049	.078	.009	.82 29A	ELONGATION, PRINTING PAPERS, LOAD CELL, FLAT/FLAT JAWS
L176	Ø	1.554	2.323	.345	.077	1.51 29B	ELONGATION, PRINTING PAPERS, LOAD CELL, LINE/FLAT JAWS
L318	Ø	1.568	2.071	.114	-.022	.70 29A	ELONGATION, PRINTING PAPERS, LOAD CELL, FLAT/FLAT JAWS
L122	Ø	1.575	2.205	.241	.018	1.14 29P	ELONGATION, PRINTING PAPERS, LOAD CELL, PATTERNED FLAT JAWS
L255	Ø	1.578	2.199	.237	.013	.91 29P	ELONGATION, PRINTING PAPERS, LOAD CELL, PATTERNED FLAT JAWS
L242	*	1.610	2.420	.455	.059	1.20 29R	ELONGATION, PRINTING PAPERS, PENDULUM, FLAT/FLAT JAWS
L309	Ø	1.670	2.531	.581	.040	1.98 29A	ELONGATION, PRINTING PAPERS, LOAD CELL, FLAT/FLAT JAWS
L344	Ø	1.706	2.137	.223	-.129	.94 29A	ELONGATION, PRINTING PAPERS, LOAD CELL, FLAT/FLAT JAWS
L231	*	1.815	2.015	.145	-.273	1.25 29A	ELONGATION, PRINTING PAPERS, LOAD CELL, FLAT/FLAT JAWS
GMEANS:		1.509	1.972			1.00	
		95% ELLIPSE:		.847	.270	WITH GAMMA = 69 DEGREES	

ELONGATION TO BREAK, PRINTING PAPER

SAMPLE B95 = 1.51 PERCENT

SAMPLE H43 = 1.97 PERCENT



LAB CODE	SAMPLE B46 84 GRAMS PER SQUARE METER					SAMPLE H11 89 GRAMS PER SQUARE METER					TEST D. = 15			
	MEAN	DEV	N.DEV	SDR	R.SDR	MEAN	DEV	N.DEV	SDR	R.SDR	VAR	F	LAB	
L100M	58.	-16.	-.80	15.	.95	62.	-60.	-1.35	17.	.43	30M	Ø	L100M	
L100N	46.	-28.	-1.39	13.	.83	59.	-63.	-1.41	18.	.47	30N	Ø	L100N	
L105	78.	4.	.20	10.	.67	147.	25.	.56	52.	1.34	30M	Ø	L105	
L118	75.	1.	.05	15.	.97	106.	-16.	-.36	26.	.66	30D	Ø	L118	
L121	71.	-4.	-.17	16.	1.01	91.	-30.	-.68	24.	.62	30M	Ø	L121	
L122	121.	47.	2.31	37.	2.37	164.	42.	.94	51.	1.32	30M	*	L122	
L124	64.	-10.	-.51	13.	.83	139.	17.	.39	46.	1.18	30N	Ø	L124	
L150	77.	3.	.14	18.	1.14	122.	0.	.01	40.	1.02	30M	Ø	L150	
L158	48.	-26.	-1.28	12.	.77	72.	-49.	-1.10	42.	1.09	30N	Ø	L158	
L159	91.	17.	.83	18.	1.18	190.	68.	1.53	56.	1.45	30N	Ø	L159	
L162	75.	1.	.04	19.	1.21	113.	-9.	-.20	57.	1.46	30M	Ø	L162	
L163	61.	-13.	-.66	10.	.61	126.	4.	.09	33.	.85	30N	Ø	L163	
L176	20.	-54.	-2.66	6.	.37	8.	-114.	-2.54	3.	.06	30N	#	L176	
L182M	100.	26.	1.28	22.	1.38	196.	75.	1.67	28.	.72	30M	Ø	L182M	
L185	83.	9.	.43	10.	.62	158.	37.	.82	28.	.73	30N	Ø	L185	
L190C	80.	6.	.29	25.	1.58	111.	-11.	-.25	37.	.94	30N	Ø	L190C	
L223F	85.	11.	.55	13.	.86	133.	11.	.25	39.	1.02	30M	Ø	L223F	
L230	54.	-20.	-.97	16.	1.04	112.	-10.	-.22	39.	1.01	30N	Ø	L230	
L232	89.	15.	.75	17.	1.08	135.	13.	.29	47.	1.21	30N	Ø	L232	
L236	65.	-9.	-.43	9.	.55	58.	-64.	-1.43	16.	.41	30N	Ø	L236	
L238A	51.	-23.	-1.13	16.	1.01	94.	-27.	-.61	36.	.93	30N	Ø	L238A	
L238B	70.	-4.	-.18	17.	1.10	131.	10.	.21	44.	1.12	30D	Ø	L238B	
L243	75.	1.	.07	12.	.77	191.	69.	1.54	62.	1.59	30D	Ø	L243	
L254	71.	-3.	-.16	13.	.83	130.	8.	.18	49.	1.26	30M	Ø	L254	
L262	87.	13.	.65	29.	1.84	136.	15.	.33	75.	1.93	30N	Ø	L262	
L275	136.	62.	3.09	21.	1.34	226.	104.	2.34	104.	2.68	30N	*	L275	
L278	59.	-15.	-.73	13.	.86	64.	-57.	-1.28	20.	.52	30C	Ø	L278	
L279	73.	-1.	-.04	10.	.62	148.	26.	.59	16.	.41	30N	Ø	L279	
L285A	99.	24.	1.21	23.	1.47	142.	20.	.45	66.	1.69	30N	Ø	L285A	
L285B	101.	27.	1.35	33.	2.09	135.	13.	.30	76.	1.95	30N	Ø	L285B	
L299	41.	-33.	-1.63	9.	.58	43.	-79.	-1.76	15.	.40	30N	Ø	L299	
L321	92.	18.	.61	18.	1.17	182.	61.	1.35	40.	1.02	30M	Ø	L321	
L326N	160.	86.	4.27	18.	1.16	173.	52.	1.16	28.	.73	30N	X	L326N	
L339	38.	-36.	-1.76	10.	.67	51.	-70.	-1.57	18.	.47	30N	Ø	L339	
L341	79.	5.	.23	17.	1.10	126.	4.	.10	48.	1.23	30C	Ø	L341	
L366A	53.	-21.	-1.02	11.	.70	67.	-55.	-1.23	25.	.63	30N	Ø	L366A	
L376	65.	-9.	-.45	13.	.82	76.	-45.	-1.02	22.	.58	30N	Ø	L376	
L378	72.	-2.	-.08	20.	1.29	173.	52.	1.16	43.	1.12	30N	Ø	L378	
L388	70.	-4.	-.21	13.	.85	155.	33.	.74	57.	1.47	30N	Ø	L388	
L390	37.	-37.	-1.84	7.	.42	48.	-74.	-1.66	22.	.55	30N	Ø	L390	
L396M	68.	-6.	-.29	16.	1.05	98.	-24.	-.53	28.	.72	30N	Ø	L396M	
L531	82.	7.	.37	24.	1.54	145.	23.	.51	71.	1.83	30N	Ø	L531	
L565	75.	5.	.26	16.	1.00	148.	26.	.58	26.	.67	30N	Ø	L565	
L567	94.	20.	1.01	13.	.86	163.	41.	.92	50.	1.30	30N	Ø	L567	
L589	65.	-9.	-.46	17.	1.06	83.	-38.	-.86	35.	.91	30N	Ø	L589	
L599	78.	3.	.17	16.	1.01	106.	-15.	-.34	43.	1.11	30C	Ø	L599	
GR. MEAN *	74.	DOUBLE FOLDS				GRAND MEAN *	122.	DOUBLE FOLDS				TEST DETERMINATIONS * 15		
SD MEANS *	20.	DOUBLE FOLDS				SD OF MEANS *	45.	DOUBLE FOLDS				44 LABS IN GRAND MEANS		
		AVERAGE SDR *						AVERAGE SDR *				39. DOUBLE FOLDS		
L143	160.	86.	4.28	31.	1.97	138.	16.	.36	52.	1.34	30T	*	L143	
L182S	155.	81.	4.03	34.	2.18	135.	13.	.29	57.	1.46	30S	*	L182S	
L190D	154.	79.	3.94	37.	2.40	131.	10.	.21	48.	1.24	30S	*	L190D	
L280	99.	25.	1.24	42.	2.67	91.	-31.	-.68	34.	.89	30K	*	L280	
L326S	152.	78.	3.87	25.	1.59	111.	-11.	-.24	43.	1.11	30S	*	L326S	
L366B	135.	61.	3.02	47.	2.99	106.	-16.	-.35	50.	1.25	30T	*	L366B	
L396S	166.	92.	4.58	30.	1.93	196.	75.	1.67	63.	1.61	30T	*	L396S	
L581	148.	74.	3.67	24.	1.56	111.	-10.	-.23	38.	.98	30T	*	L581	

TOTAL NUMBER OF LABORATORIES REPORTING * 54

Best Values: H46 85 double folds
H11 180 double folds

The following laboratories were omitted from the grand means because of extreme test results: 176.

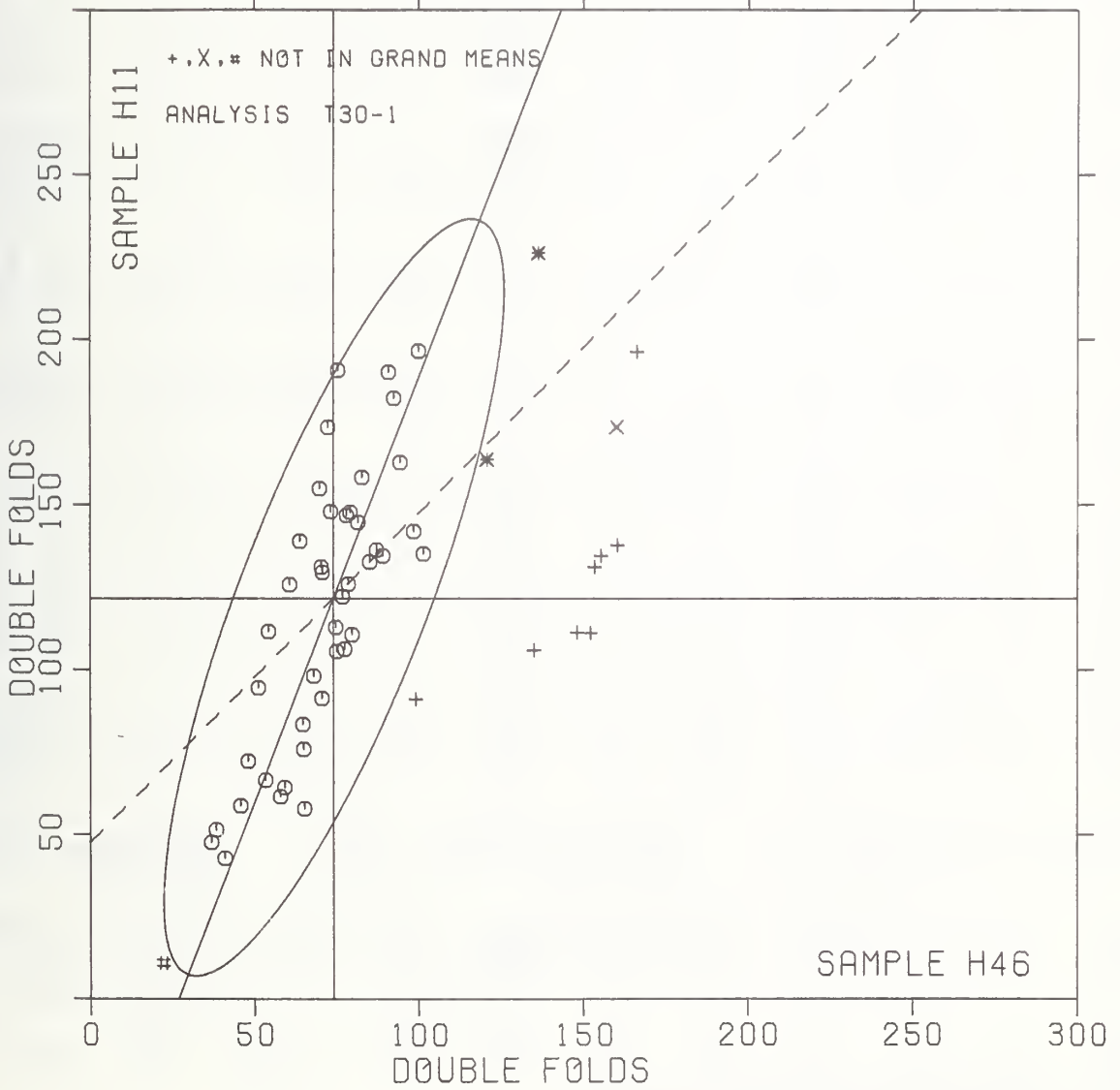
The ISO (International Standards Organization) is proposing that MIT folding endurance be reported as the logarithm (to the base 10) of the double fold instead of the double fold as in the past.

Please see page 44 of this report for a demonstration of this proposal.

LAB CODE	F	MEANS		COORDINATES		AVG		PROPERTY---	TEST	INSTRUMENT---	CONDITIONS
		B46	H11	MAJOR	MINOR	R.SDR	VAR				
L176	#	20.	8.	-125.	9.	.22	30N	FOLDING	ENDURANCE,	MIT,	NO CENTRIFUGAL FAN
L390	Ø	37.	48.	-82.	8.	.49	30N	FOLDING	ENDURANCE,	MIT,	NO CENTRIFUGAL FAN
L339	Ø	38.	51.	-78.	8.	.57	30N	FOLDING	ENDURANCE,	MIT,	NO CENTRIFUGAL FAN
L299	Ø	41.	43.	-85.	2.	.49	30N	FOLDING	ENDURANCE,	MIT,	NO CENTRIFUGAL FAN
L100N	Ø	46.	59.	-69.	3.	.65	30N	FOLDING	ENDURANCE,	MIT,	NO CENTRIFUGAL FAN
L158	Ø	48.	72.	-55.	6.	.93	30N	FOLDING	ENDURANCE,	MIT,	NO CENTRIFUGAL FAN
L238A	Ø	51.	94.	-34.	11.	.97	30N	FOLDING	ENDURANCE,	MIT,	NO CENTRIFUGAL FAN
L366A	Ø	53.	67.	-59.	-1.	.67	30N	FOLDING	ENDURANCE,	MIT,	NO CENTRIFUGAL FAN
L230	Ø	54.	112.	-16.	15.	1.03	30N	FOLDING	ENDURANCE,	MIT,	NO CENTRIFUGAL FAN
L100M	Ø	58.	62.	-62.	-7.	.69	30M	FOLDING	ENDURANCE,	MIT,	WITH CENTRIFUGAL FAN
L278	Ø	59.	64.	-59.	-7.	.69	30C	FOLDING	ENDURANCE,	MIT,	CIRCULATING FAN IN CEILING
L163	Ø	61.	126.	-1.	14.	.73	30N	FOLDING	ENDURANCE,	MIT,	NO CENTRIFUGAL FAN
L124	Ø	64.	139.	12.	16.	1.01	30N	FOLDING	ENDURANCE,	MIT,	NO CENTRIFUGAL FAN
L589	Ø	65.	83.	-39.	-5.	.98	30N	FOLDING	ENDURANCE,	MIT,	NO CENTRIFUGAL FAN
L376	Ø	65.	76.	-46.	-8.	.70	30N	FOLDING	ENDURANCE,	MIT,	NO CENTRIFUGAL FAN
L236	Ø	65.	58.	-63.	-15.	.48	30N	FOLDING	ENDURANCE,	MIT,	NO CENTRIFUGAL FAN
L396M	Ø	68.	98.	-24.	-3.	.89	30N	FOLDING	ENDURANCE,	MIT,	NO CENTRIFUGAL FAN
L388	Ø	70.	155.	29.	16.	1.16	30N	FOLDING	ENDURANCE,	MIT,	NO CENTRIFUGAL FAN
L238B	Ø	70.	131.	8.	7.	1.11	30D	FOLDING	ENDURANCE,	MIT,	MODIFIED DRIVE TO REDUCE HEATING
L121	Ø	71.	91.	-30.	-8.	.81	30M	FOLDING	ENDURANCE,	MIT,	WITH CENTRIFUGAL FAN
L254	Ø	71.	130.	6.	6.	1.04	30M	FOLDING	ENDURANCE,	MIT,	WITH CENTRIFUGAL FAN
L378	Ø	72.	173.	48.	20.	1.20	30N	FOLDING	ENDURANCE,	MIT,	NO CENTRIFUGAL FAN
L279	Ø	73.	148.	24.	10.	.52	30N	FOLDING	ENDURANCE,	MIT,	NO CENTRIFUGAL FAN
L162	Ø	75.	113.	-8.	-4.	1.34	30M	FOLDING	ENDURANCE,	MIT,	WITH CENTRIFUGAL FAN
L118	Ø	75.	106.	-15.	-7.	.81	30D	FOLDING	ENDURANCE,	MIT,	MODIFIED DRIVE TO REDUCE HEATING
L243	Ø	75.	191.	65.	24.	1.18	30D	FOLDING	ENDURANCE,	MIT,	MODIFIED DRIVE TO REDUCE HEATING
L150	Ø	77.	122.	1.	-2.	1.08	30M	FOLDING	ENDURANCE,	MIT,	WITH CENTRIFUGAL FAN
L559	Ø	78.	106.	-13.	-9.	1.06	30C	FOLDING	ENDURANCE,	MIT,	CIRCULATING FAN IN CEILING
L105	Ø	78.	147.	25.	5.	1.00	30M	FOLDING	ENDURANCE,	MIT,	WITH CENTRIFUGAL FAN
L341	Ø	79.	126.	6.	-3.	1.17	30C	FOLDING	ENDURANCE,	MIT,	CIRCULATING FAN IN CEILING
L565	Ø	79.	148.	26.	5.	.83	30N	FOLDING	ENDURANCE,	MIT,	NO CENTRIFUGAL FAN
L190C	Ø	80.	111.	-8.	-9.	1.26	30N	FOLDING	ENDURANCE,	MIT,	NO CENTRIFUGAL FAN
L531	Ø	82.	145.	24.	1.	1.68	30N	FOLDING	ENDURANCE,	MIT,	NO CENTRIFUGAL FAN
L185	Ø	83.	158.	37.	5.	.68	30N	FOLDING	ENDURANCE,	MIT,	NO CENTRIFUGAL FAN
L223F	Ø	85.	133.	14.	-6.	.94	30M	FOLDING	ENDURANCE,	MIT,	WITH CENTRIFUGAL FAN
L262	Ø	87.	136.	18.	-7.	1.89	30N	FOLDING	ENDURANCE,	MIT,	NO CENTRIFUGAL FAN
L232	Ø	89.	135.	18.	-9.	1.15	30N	FOLDING	ENDURANCE,	MIT,	NO CENTRIFUGAL FAN
L159	Ø	91.	190.	70.	9.	1.31	30N	FOLDING	ENDURANCE,	MIT,	NO CENTRIFUGAL FAN
L321	Ø	92.	182.	63.	5.	1.09	30M	FOLDING	ENDURANCE,	MIT,	WITH CENTRIFUGAL FAN
L567	Ø	94.	163.	46.	-4.	1.08	30N	FOLDING	ENDURANCE,	MIT,	NO CENTRIFUGAL FAN
L285A	Ø	99.	142.	28.	-15.	1.58	30N	FOLDING	ENDURANCE,	MIT,	NO CENTRIFUGAL FAN
L280	*	99.	91.	-19.	-34.	1.78	30K	FOLDING	ENDURANCE,	KOHLER-MÖLIN	
L182M	Ø	100.	196.	79.	3.	1.05	30M	FOLDING	ENDURANCE,	MIT,	WITH CENTRIFUGAL FAN
L285B	Ø	101.	135.	22.	-21.	2.02	30N	FOLDING	ENDURANCE,	MIT,	NO CENTRIFUGAL FAN
L122	*	121.	164.	56.	-28.	1.85	30M	FOLDING	ENDURANCE,	MIT,	WITH CENTRIFUGAL FAN
L366B	*	135.	106.	7.	-63.	2.14	30T	FOLDING	ENDURANCE,	SCHÖPPER,	TMI
L275	*	136.	226.	120.	-20.	2.01	30N	FOLDING	ENDURANCE,	MIT,	NO CENTRIFUGAL FAN
L581	*	148.	111.	17.	-73.	1.27	30T	FOLDING	ENDURANCE,	SCHÖPPER,	TMI
L326S	*	152.	111.	18.	-77.	1.35	30S	FOLDING	ENDURANCE,	SCHÖPPER,	LEIPZIG
L190D	*	154.	131.	38.	-71.	1.82	30S	FOLDING	ENDURANCE,	SCHÖPPER,	LEIPZIG
L182S	*	155.	135.	41.	-71.	1.82	30S	FOLDING	ENDURANCE,	SCHÖPPER,	LEIPZIG
L326N	X	160.	173.	79.	-61.	.95	30N	FOLDING	ENDURANCE,	MIT,	NO CENTRIFUGAL FAN
L143	*	160.	138.	46.	-75.	1.65	30T	FOLDING	ENDURANCE,	SCHÖPPER,	TMI
L396S	*	166.	196.	103.	-59.	1.77	30T	FOLDING	ENDURANCE,	SCHÖPPER,	TMI
GMEANS:		74.	122.			1.00					
		95% ELLIPSE:		123.	29.			WITH GAMMA = 68 DEGREES			

FOLDING ENDURANCE (MIT)

SAMPLE H46 = 74. DOUBLE FOLDS SAMPLE H11 = 122. DOUBLE FOLDS



ANALYSIS T30-2 TABLE 1
 FOLDING ENDURANCE (MIT)
 DATA IS LOG(BASE 10) OF THE DOUBLE FOLD MEASUREMENT

LAB CODE	SAMPLE H46 84 GRAMS PER SQUARE METER					SAMPLE H11 69 GRAMS PER SQUARE METER					TEST D. = 15		
	MEAN	DEV	N.DEV	SDR	R.SDR	MEAN	DEV	N.DEV	SDR	R.SDR	VAR	F	LAB
L100M	1.749	-.094	-.78	.119	1.23	1.775	-.250	-1.36	.116	.75	30M	θ	L100M
L100N	1.647	-.196	-1.62	.120	1.24	1.749	-.275	-1.50	.131	.85	30N	θ	L100N
L105	1.889	.046	.38	.060	.62	2.141	.116	.63	.158	1.02	30M	θ	L105
L118	1.868	.025	.21	.078	.81	2.010	-.014	-.08	.114	.74	30D	θ	L118
L121	1.835	-.008	-.06	.120	1.24	1.946	-.078	-.43	.116	.75	30M	θ	L121
L122	2.060	.217	1.79	.148	1.53	2.192	.168	.91	.145	.94	30M	θ	L122
L124	1.796	-.047	-.38	.091	.94	2.118	.094	.51	.159	1.03	30N	θ	L124
L150	1.875	.032	.26	.101	1.04	2.069	.044	.24	.125	.81	30M	θ	L150
L158	1.671	-.172	-1.41	.107	1.10	1.789	-.236	-1.28	.257	1.67	30N	θ	L158
L159	1.950	.107	.88	.090	.93	2.260	.235	1.28	.137	.89	30N	θ	L159
L162	1.860	.018	.14	.116	1.20	1.994	-.031	-.17	.245	1.59	30M	θ	L162
L163	1.779	-.064	-.53	.064	.66	2.086	.061	.33	.115	.74	30N	θ	L163
L176	1.295	-.548	-4.51	.116	1.20	.876	-1.148	-6.24	.153	.99	30N	#	L176
L182M	1.991	.148	1.22	.091	.94	2.289	.265	1.44	.060	.39	30M	θ	L182M
L185	1.915	.072	.59	.049	.51	2.193	.168	.92	.078	.50	30N	θ	L185
L190C	1.884	.041	.34	.127	1.31	2.027	.002	.01	.122	.79	30N	θ	L190C
L223F	1.925	.082	.68	.069	.71	2.104	.079	.43	.135	.88	30M	θ	L223F
L230	1.719	-.124	-1.02	.120	1.24	2.024	-.000	-.00	.148	.96	30N	θ	L230
L232	1.942	.099	.82	.086	.89	2.105	.080	.44	.151	.98	30N	θ	L232
L236	1.811	-.032	-.26	.060	.61	1.748	-.276	-1.50	.112	.73	30N	θ	L236
L238A	1.693	-.150	-1.23	.122	1.26	1.947	-.077	-.42	.160	1.04	30N	θ	L238A
L238B	1.837	-.006	-.05	.099	1.03	2.094	.069	.38	.154	1.00	30D	θ	L238B
L243	1.872	.029	.24	.071	.73	2.260	.236	1.28	.135	.88	30D	θ	L243
L254	1.843	-.000	-.00	.083	.85	2.083	.058	.32	.169	1.10	30M	θ	L254
L262	1.916	.073	.60	.158	1.63	2.081	.057	.31	.221	1.43	30N	θ	L262
L275	2.130	.287	2.36	.069	.72	2.315	.290	1.58	.188	1.22	30N	θ	L275
L278	1.763	-.080	-.66	.093	.96	1.787	-.237	-1.29	.146	.95	30C	θ	L278
L279	1.862	.019	.16	.057	.59	2.167	.143	.78	.048	.31	30N	θ	L279
L285A	1.982	.139	1.15	.104	1.07	2.116	.092	.50	.174	1.13	30N	θ	L285A
L285B	1.985	.142	1.17	.140	1.44	2.059	.034	.19	.268	1.74	30N	θ	L285B
L299	1.602	-.241	-1.98	.108	1.11	1.602	-.423	-2.30	.173	1.12	30N	θ	L299
L321	1.958	.115	.95	.088	.91	2.251	.227	1.23	.093	.61	30M	θ	L321
L326N	2.202	.359	2.96	.047	.48	2.234	.210	1.14	.069	.45	30N	X	L326N
L339	1.569	-.274	-2.26	.126	1.30	1.684	-.341	-1.85	.165	1.07	30N	θ	L339
L341	1.887	.044	.36	.087	.90	2.069	.045	.24	.175	1.14	30C	θ	L341
L366A	1.719	-.124	-1.02	.094	.97	1.800	-.224	-1.22	.142	.92	30N	θ	L366A
L376	1.803	-.039	-.22	.095	.98	1.864	-.160	-.87	.119	.77	30N	θ	L376
L378	1.841	-.002	-.01	.141	1.45	2.225	.201	1.09	.117	.76	30N	θ	L378
L388	1.837	-.006	-.05	.083	.86	2.157	.133	.72	.183	1.19	30N	θ	L388
L390	1.561	-.282	-2.32	.081	.84	1.630	-.394	-2.14	.219	1.42	30N	θ	L390
L396M	1.824	-.019	-.16	.091	.94	1.974	-.050	-.27	.128	.83	30N	θ	L396M
L531	1.896	.053	.44	.116	1.20	2.085	.060	.33	.304	1.97	30N	θ	L531
L565	1.891	.048	.40	.085	.87	2.163	.139	.76	.075	.49	30N	θ	L565
L567	1.971	.128	1.05	.062	.64	2.184	.159	.87	.177	1.15	30N	θ	L567
L589	1.799	-.044	-.36	.105	1.08	1.882	-.143	-.78	.197	1.28	30N	θ	L589
L599	1.881	.038	.31	.088	.91	1.979	-.046	-.25	.232	1.51	30C	θ	L599

GR. MEAN = 1.843 LOG(10) FOLD GRAND MEAN = 2.024 LOG(10) FOLD TEST DETERMINATIONS = 15
 SD MEANS = .121 LOG(10) FOLD SD OF MEANS = .184 LOG(10) FOLD 44 LABS IN GRAND MEANS
 AVERAGE SDR = .097 LOG(10) FOLD AVERAGE SDR = .154 LOG(10) FOLD

LAB CODE	MEAN	DEV	N.DEV	SDR	R.SDR	MEAN	DEV	N.DEV	SDR	R.SDR	TEST	LAB
L143	2.198	.355	2.92	.080	.82	2.104	.080	.43	.190	1.23	30T	* L143
L182S	2.181	.338	2.78	.098	1.01	2.088	.064	.35	.203	1.31	30S	* L182S
L190D	2.173	.330	2.72	.111	1.14	2.093	.069	.37	.148	.96	30S	* L190D
L280	1.969	.126	1.04	.148	1.53	1.926	-.099	-.54	.185	1.20	30K	* L280
L326S	2.177	.334	2.75	.071	.74	2.014	-.011	-.06	.177	1.15	30S	* L326S
L366B	2.107	.264	2.18	.145	1.50	1.976	-.049	-.27	.224	1.45	30T	* L366B
L396S	2.214	.371	3.05	.084	.86	2.274	.250	1.36	.128	.83	30T	* L396S
L581	2.165	.322	2.65	.070	.73	2.025	.001	.00	.137	.89	30T	* L581

TOTAL NUMBER OF LABORATORIES REPORTING = 54
 The ISO (International Standards Organization) is proposing that MIT folding endurance be reported as the logarithm (to the base 10) of the double fold instead of the double fold as in the past.

Analysis T30-1 in this report is the same as in the past with no changes. This analysis, T30-2, shows the data as the ISO proposes. This analysis uses the raw data reported for T30-1. The raw data are converted to the logarithm (base 10) as shown in the example to the right, and then the mean of the converted data is calculated and reported as ISO folding endurance.

44

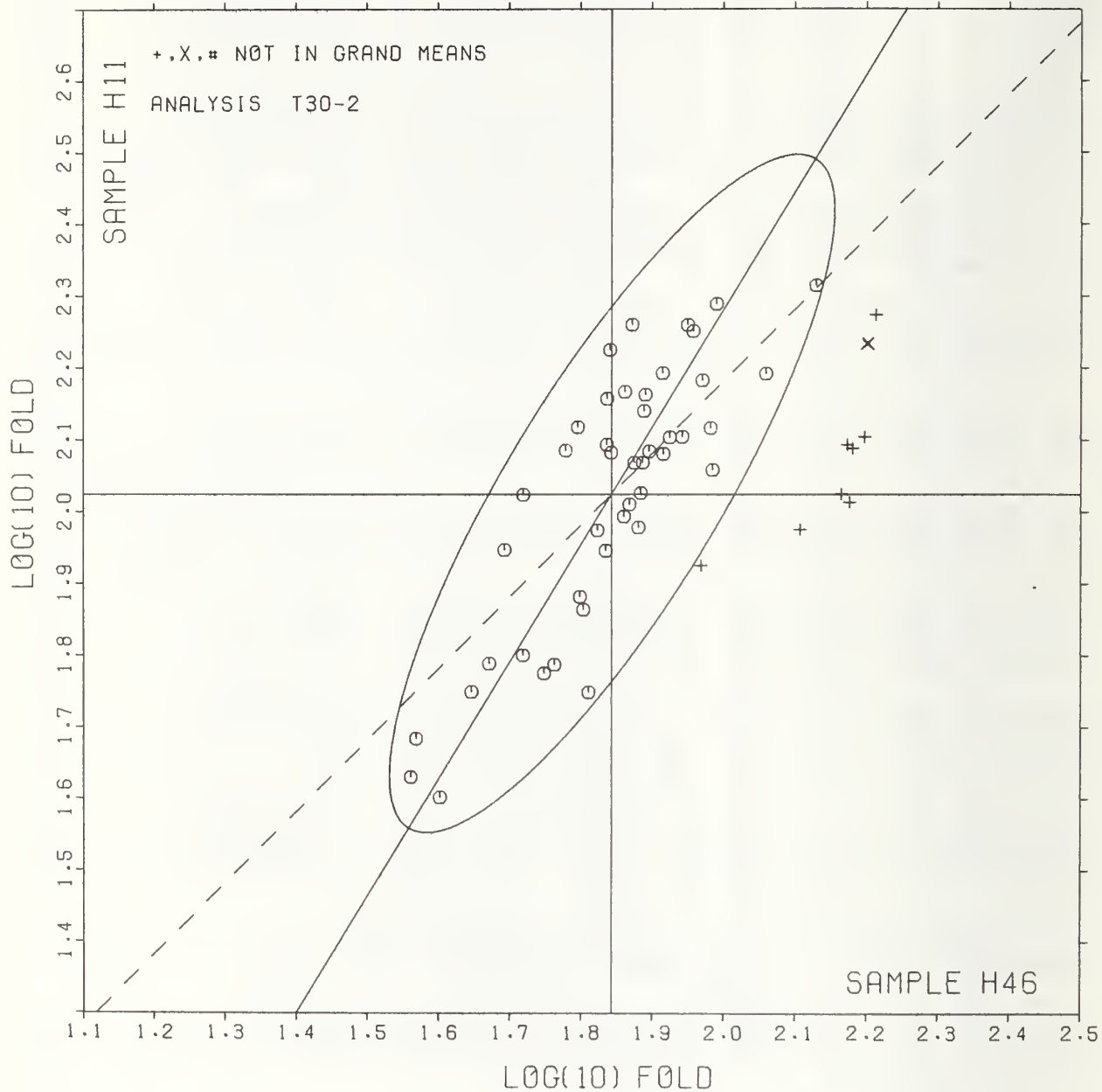
Raw data (Folding number in double folds)	log (base 10) of raw data
207	2.32
166	2.22
151	2.18
332	2.52
260	2.41
137	2.14
199	2.30
230	2.36
210	2.31
mean of raw data	mean of logs "Folding endurance"

DATA IS LOG(BASE 10) OF THE DOUBLE FOLD MEASUREMENT

LAB CODE	F	MEANS		COORDINATES		AVG R, SDR VAR	PROPERTY---TEST INSTRUMENT---CONDITIONS			
		B46	H11	MAJOR	MINOR					
L176	#	1.255	.876	-1.265	-.131	1.10 30N	FOLDING	ENDURANCE,	MIT,	NØ CENTRIFUGAL FAN
L390	Ø	1.561	1.630	-.483	.035	1.13 30N	FOLDING	ENDURANCE,	MIT,	NØ CENTRIFUGAL FAN
L339	Ø	1.569	1.684	-.434	.056	1.19 30N	FOLDING	ENDURANCE,	MIT,	NØ CENTRIFUGAL FAN
L299	Ø	1.602	1.602	-.486	-.015	1.12 30N	FOLDING	ENDURANCE,	MIT,	NØ CENTRIFUGAL FAN
L100N	Ø	1.647	1.749	-.337	.024	1.04 30N	FOLDING	ENDURANCE,	MIT,	NØ CENTRIFUGAL FAN
L158	Ø	1.671	1.789	-.291	.024	1.39 30N	FOLDING	ENDURANCE,	MIT,	NØ CENTRIFUGAL FAN
L238A	Ø	1.693	1.947	-.144	.088	1.15 30N	FOLDING	ENDURANCE,	MIT,	NØ CENTRIFUGAL PAN
L366A	Ø	1.719	1.800	-.256	-.011	.94 30N	FOLDING	ENDURANCE,	MIT,	NØ CENTRIFUGAL FAN
L230	Ø	1.719	2.024	-.065	.105	1.10 30N	FOLDING	ENDURANCE,	MIT,	NØ CENTRIFUGAL FAN
L100M	Ø	1.749	1.775	-.262	-.050	.99 30M	FOLDING	ENDURANCE,	MIT,	WITH CENTRIFUGAL PAN
L278	Ø	1.763	1.787	-.244	-.056	.95 30C	FOLDING	ENDURANCE,	MIT,	CIRCULATING PAN IN CEILING
L163	Ø	1.779	2.086	.019	.087	.70 30N	FOLDING	ENDURANCE,	MIT,	NØ CENTRIFUGAL PAN
L124	Ø	1.796	2.118	.055	.089	.98 30N	FOLDING	ENDURANCE,	MIT,	NØ CENTRIFUGAL PAN
L589	Ø	1.799	1.882	-.145	-.037	1.18 30N	FOLDING	ENDURANCE,	MIT,	NØ CENTRIFUGAL PAN
L376	Ø	1.803	1.864	-.157	-.050	.88 30N	FOLDING	ENDURANCE,	MIT,	NØ CENTRIFUGAL PAN
L236	Ø	1.811	1.748	-.252	-.117	.67 30N	FOLDING	ENDURANCE,	MIT,	NØ CENTRIFUGAL FAN
L396M	Ø	1.824	1.974	-.053	-.010	.89 30N	FOLDING	ENDURANCE,	MIT,	NØ CENTRIFUGAL FAN
L121	Ø	1.835	1.946	-.071	-.034	.99 30M	FOLDING	ENDURANCE,	MIT,	WITH CENTRIFUGAL PAN
L238B	Ø	1.837	2.094	.056	.041	1.01 30D	FOLDING	ENDURANCE,	MIT,	MODIFIED DRIVE TO REDUCE HEATING
L388	Ø	1.837	2.157	.110	.074	1.02 30N	FOLDING	ENDURANCE,	MIT,	NØ CENTRIFUGAL PAN
L378	Ø	1.841	2.225	.171	.106	1.11 30N	FOLDING	ENDURANCE,	MIT,	NØ CENTRIFUGAL PAN
L254	Ø	1.843	2.083	.049	.031	.97 30M	FOLDING	ENDURANCE,	MIT,	WITH CENTRIFUGAL FAN
L162	Ø	1.860	1.994	-.017	-.031	1.39 30M	FOLDING	ENDURANCE,	MIT,	WITH CENTRIFUGAL PAN
L279	Ø	1.862	2.167	.132	.058	.45 30N	FOLDING	ENDURANCE,	MIT,	NØ CENTRIFUGAL PAN
L118	Ø	1.868	2.010	.001	-.029	.77 30D	FOLDING	ENDURANCE,	MIT,	MODIFIED DRIVE TO REDUCE HEATING
L243	Ø	1.872	2.260	.216	-.098	.81 30D	FOLDING	ENDURANCE,	MIT,	MODIFIED DRIVE TO REDUCE HEATING
L150	Ø	1.875	2.069	.054	-.004	.93 30M	FOLDING	ENDURANCE,	MIT,	WITH CENTRIFUGAL FAN
L599	Ø	1.881	1.979	-.019	-.056	1.21 30C	FOLDING	ENDURANCE,	MIT,	CIRCULATING FAN IN CEILING
L190C	Ø	1.884	2.027	.023	-.034	1.05 30N	FOLDING	ENDURANCE,	MIT,	NØ CENTRIFUGAL FAN
L341	Ø	1.887	2.069	.061	-.014	1.02 30C	FOLDING	ENDURANCE,	MIT,	CIRCULATING FAN IN CEILING
L105	Ø	1.889	2.141	.123	.022	.82 30M	FOLDING	ENDURANCE,	MIT,	WITH CENTRIFUGAL PAN
L565	Ø	1.891	2.163	.144	.031	.68 30N	FOLDING	ENDURANCE,	MIT,	NØ CENTRIFUGAL FAN
L531	Ø	1.896	2.085	.079	-.014	1.58 30N	FOLDING	ENDURANCE,	MIT,	NØ CENTRIFUGAL PAN
L185	Ø	1.915	2.193	.181	.026	.51 30N	FOLDING	ENDURANCE,	MIT,	NØ CENTRIFUGAL FAN
L262	Ø	1.916	2.081	.086	-.033	1.53 30N	FOLDING	ENDURANCE,	MIT,	NØ CENTRIFUGAL FAN
L223F	Ø	1.925	2.104	.111	-.029	.79 30M	FOLDING	ENDURANCE,	MIT,	WITH CENTRIFUGAL PAN
L232	Ø	1.942	2.105	.120	-.043	.93 30N	FOLDING	ENDURANCE,	MIT,	NØ CENTRIFUGAL PAN
L159	Ø	1.950	2.260	.257	.031	.91 30N	FOLDING	ENDURANCE,	MIT,	NØ CENTRIFUGAL FAN
L321	Ø	1.958	2.251	.253	.020	.76 30M	FOLDING	ENDURANCE,	MIT,	WITH CENTRIFUGAL PAN
L280	*	1.969	1.926	-.019	-.159	1.36 30K	FOLDING	ENDURANCE,	MIT,	KØHLER-MØLIN
L567	Ø	1.971	2.184	.202	-.026	.90 30N	FOLDING	ENDURANCE,	MIT,	NØ CENTRIFUGAL FAN
L285A	Ø	1.982	2.116	.151	-.071	1.10 30N	FOLDING	ENDURANCE,	MIT,	NØ CENTRIFUGAL PAN
L285B	Ø	1.985	2.059	.103	-.103	1.59 30N	FOLDING	ENDURANCE,	MIT,	NØ CENTRIFUGAL FAN
L182M	Ø	1.991	2.289	.303	.012	.67 30M	FOLDING	ENDURANCE,	MIT,	WITH CENTRIFUGAL FAN
L122	Ø	2.060	2.192	.257	-.098	1.23 30M	FOLDING	ENDURANCE,	MIT,	WITH CENTRIFUGAL PAN
L366B	*	2.107	1.976	.096	-.251	1.48 30T	FOLDING	ENDURANCE,	SCHØPPER,	TMI
L275	Ø	2.130	2.315	.397	-.093	.97 30N	FOLDING	ENDURANCE,	MIT,	NØ CENTRIFUGAL FAN
L581	*	2.165	2.025	.165	-.274	.81 30T	FOLDING	ENDURANCE,	SCHØPPER,	TMI
L190D	*	2.173	2.093	.231	-.246	1.05 30S	FOLDING	ENDURANCE,	SCHØPPER,	LEIPZIG
L326S	*	2.177	2.014	.165	-.291	.94 30S	FOLDING	ENDURANCE,	SCHØPPER,	LEIPZIG
L182S	*	2.181	2.088	.231	-.255	1.16 30S	FOLDING	ENDURANCE,	SCHØPPER,	LEIPZIG
L143	*	2.198	2.104	.253	-.261	1.03 30T	FOLDING	ENDURANCE,	SCHØPPER,	TMI
L326N	X	2.202	2.234	.366	-.197	.47 30N	FOLDING	ENDURANCE,	MIT,	NØ CENTRIFUGAL FAN
L396S	*	2.214	2.274	.407	-.186	.85 30T	FOLDING	ENDURANCE,	SCHØPPER,	TMI
GMEANS:		1.843	2.024			1.00				
		95% ELLIPSE:		.546	.149					WITH GAMMA = 58 DEGREES

FOLDING ENDURANCE (MIT)

SAMPLE H46 = 1.84 LOG(10) FOLD SAMPLe H11 = 2.02 LOG(10) FOLD



RESULTS EXPRESSED IN STANDARD GURLEY UNITS; MILLIGRAMS FOR A 1X3 INCH SPECIMEN (ACTUAL LENGTH 3.5 INCHES)

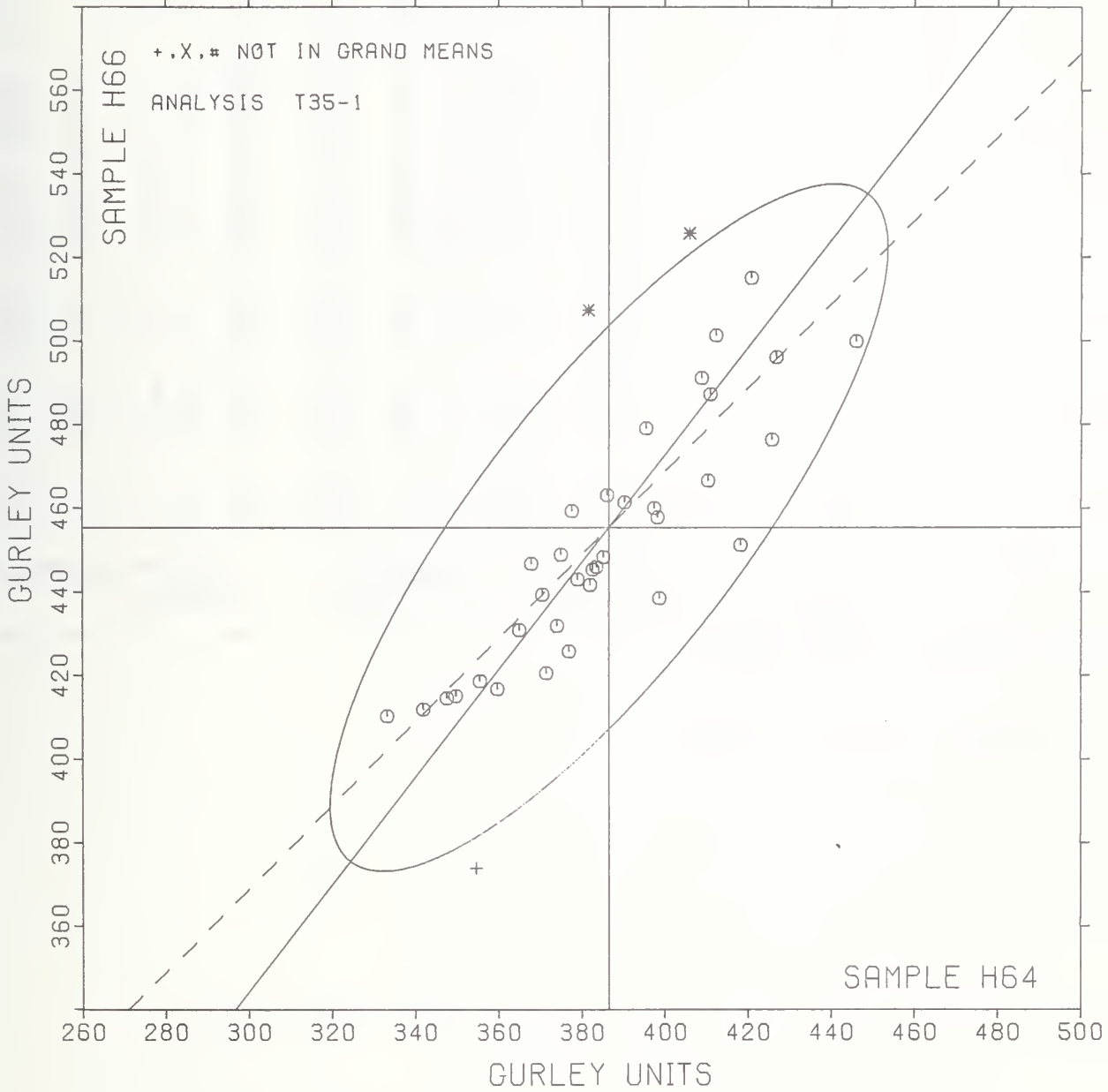
LAB CODE	SAMPLE H64 106 GRAMS PER SQUARE METER					SAMPLE H66 108 GRAMS PER SQUARE METER					TEST D. = 10			
	MEAN	DEV	N.DEV	SD	R.SDR	MEAN	DEV	N.DEV	SDR	R.SDR	VAR	F	LAB	
L100	406.	19.	.75	14.	.79	526.	70.	2.22	35.	1.18	35G	*	L100	
L118	386.	-0.	-.01	16.	.90	463.	8.	.25	28.	.93	35G	Ø	L118	
L121	446.	60.	2.31	41.	2.37	500.	45.	1.41	41.	1.39	35G	Ø	L121	
L122	397.	11.	.42	20.	1.17	460.	5.	.15	20.	.68	35G	Ø	L122	
L132	342.	-44.	-1.72	15.	.85	412.	-43.	-1.37	42.	1.43	35G	Ø	L132	
L139	382.	-4.	-.17	15.	.88	442.	-14.	-.43	22.	.76	35G	Ø	L139	
L148	371.	-15.	-.58	11.	.66	421.	-35.	-1.10	11.	.38	35G	Ø	L148	
L153	399.	12.	.47	11.	.66	439.	-17.	-.53	30.	1.01	35G	Ø	L153	
L159	360.	-27.	-1.04	20.	1.13	417.	-39.	-1.22	32.	1.08	35G	Ø	L159	
L162	385.	-1.	-.05	16.	.93	448.	-7.	-.22	24.	.81	35G	Ø	L162	
L163	375.	-11.	-.44	30.	1.72	449.	-6.	-.20	55.	1.85	35G	Ø	L163	
L183	421.	34.	1.33	10.	.60	515.	60.	1.89	42.	1.43	35G	Ø	L183	
L190C	418.	32.	1.23	10.	.58	451.	-4.	-.13	9.	.29	35G	Ø	L190C	
L195	412.	26.	1.00	18.	1.04	501.	46.	1.45	23.	.76	35G	Ø	L195	
L223	379.	-7.	-.29	11.	.61	443.	-12.	-.39	26.	.88	35G	Ø	L223	
L224	378.	-9.	-.34	16.	.94	459.	4.	.13	19.	.64	35G	Ø	L224	
L232	382.	-5.	-.19	13.	.76	507.	52.	1.64	41.	1.39	35G	*	L232	
L236	370.	-16.	-.62	23.	1.30	439.	-16.	-.50	35.	1.18	35G	Ø	L236	
L241	411.	24.	.95	18.	1.04	487.	32.	1.01	60.	2.03	35G	Ø	L241	
L249	377.	-10.	-.37	8.	.45	426.	-30.	-.93	18.	.61	35G	Ø	L249	
L254	348.	-39.	-1.51	10.	.60	415.	-41.	-1.29	34.	1.17	35G	Ø	L254	
L260	390.	4.	.15	10.	.58	461.	6.	.19	12.	.42	35G	Ø	L260	
L268	333.	-53.	-2.06	19.	1.11	410.	-45.	-1.42	20.	.69	35G	Ø	L268	
L285	410.	24.	.53	17.	.96	467.	11.	.35	21.	.70	35G	Ø	L285	
L291	395.	9.	.35	9.	.50	479.	24.	.75	46.	1.56	35G	Ø	L291	
L297	350.	-37.	-1.42	12.	.68	415.	-40.	-1.27	18.	.61	35G	Ø	L297	
L308	383.	-3.	-.11	15.	.87	446.	-9.	-.30	34.	1.14	35G	Ø	L308	
L321	368.	-19.	-.72	8.	.49	447.	-9.	-.27	24.	.82	35G	Ø	L321	
L356	383.	-4.	-.15	19.	1.07	445.	-10.	-.31	24.	.82	35G	Ø	L356	
L376	356.	-31.	-1.20	17.	.99	419.	-37.	-1.16	28.	.93	35G	Ø	L376	
L378	365.	-21.	-.83	16.	.95	431.	-24.	-.77	27.	.92	35G	Ø	L378	
L382	426.	39.	1.52	38.	2.17	476.	21.	.66	43.	1.44	35G	Ø	L382	
L390	409.	22.	.87	31.	1.76	491.	36.	1.13	34.	1.14	35G	Ø	L390	
L396	398.	12.	.46	9.	.53	458.	2.	.08	29.	.99	35G	Ø	L396	
L567	427.	40.	1.56	30.	1.72	496.	41.	1.29	34.	1.15	35G	Ø	L567	
L575	374.	-12.	-.48	21.	1.19	432.	-23.	-.74	40.	1.36	35G	Ø	L575	
GR. MEAN =	386.	GURLEY UNITS				GRAND MEAN =	455.	GURLEY UNITS				TEST DETERMINATIONS = 10		
SD MEANS =	26.	GURLEY UNITS				SD OF MEANS =	32.	GURLEY UNITS				36 LABS IN GRAND MEANS		
		AVERAGE SDR = 17. GURLEY UNITS						AVERAGE SDR = 30. GURLEY UNITS						
L213	355.	-32.	-1.23	10.	.55	374.	-81.	-2.57	4.	.13	35B	*	L213	
TOTAL NUMBER OF LABORATORIES REPORTING =	37													
Best Values:	H64	390	±	40	Gurley Units									
	H66	455	±	45	Gurley Units									

RESULTS EXPRESSED IN STANDARD GURLEY UNITS; MILLIGRAMS FOR A 1X3 INCH SPECIMEN (ACTUAL LENGTH 3.5 INCHES)

LAB CODE	F	MEANS		COORDINATES		AVG		PROPERTY---	TEST	INSTRUMENT---	CONDITIONS
		H64	H66	MAJOR	MINOR	R.SDR	VAR				
L268	Ø	333.	410.	-68.	14.	.90	35G	STIFFNESS,	GURLEY	(UNITS: MG/1X3	-ACTUALLY 3.5- TEST PIECE)
L132	Ø	342.	412.	-62.	8.	1.14	35G	STIFFNESS,	GURLEY	(UNITS: MG/1X3	-ACTUALLY 3.5- TEST PIECE)
L254	Ø	348.	415.	-56.	6.	.88	35G	STIFFNESS,	GURLEY	(UNITS: MG/1X3	-ACTUALLY 3.5- TEST PIECE)
L257	Ø	350.	415.	-54.	4.	.65	35G	STIFFNESS,	GURLEY	(UNITS: MG/1X3	-ACTUALLY 3.5- TEST PIECE)
L213	*	355.	374.	-84.	-25.	.34	35H	STIFFNESS,	GURLEY	(UNITS: MG/1X3	TEST PIECE), 20 C, 65% RH
L376	Ø	356.	419.	-48.	2.	.96	35G	STIFFNESS,	GURLEY	(UNITS: MG/1X3	-ACTUALLY 3.5- TEST PIECE)
L159	Ø	360.	417.	-47.	-3.	1.11	35G	STIFFNESS,	GURLEY	(UNITS: MG/1X3	-ACTUALLY 3.5- TEST PIECE)
L378	Ø	365.	431.	-32.	2.	.94	35G	STIFFNESS,	GURLEY	(UNITS: MG/1X3	-ACTUALLY 3.5- TEST PIECE)
L321	Ø	368.	447.	-18.	9.	.65	35G	STIFFNESS,	GURLEY	(UNITS: MG/1X3	-ACTUALLY 3.5- TEST PIECE)
L236	Ø	370.	439.	-22.	3.	1.24	35G	STIFFNESS,	GURLEY	(UNITS: MG/1X3	-ACTUALLY 3.5- TEST PIECE)
L148	Ø	371.	421.	-37.	-10.	.52	35G	STIFFNESS,	GURLEY	(UNITS: MG/1X3	-ACTUALLY 3.5- TEST PIECE)
L575	Ø	374.	432.	-26.	-5.	1.27	35G	STIFFNESS,	GURLEY	(UNITS: MG/1X3	-ACTUALLY 3.5- TEST PIECE)
L163	Ø	375.	449.	-12.	5.	1.79	35G	STIFFNESS,	GURLEY	(UNITS: MG/1X3	-ACTUALLY 3.5- TEST PIECE)
L249	Ø	377.	426.	-29.	-11.	.53	35G	STIFFNESS,	GURLEY	(UNITS: MG/1X3	-ACTUALLY 3.5- TEST PIECE)
L224	Ø	378.	459.	-2.	9.	.79	35G	STIFFNESS,	GURLEY	(UNITS: MG/1X3	-ACTUALLY 3.5- TEST PIECE)
L223	Ø	379.	443.	-14.	-2.	.74	35G	STIFFNESS,	GURLEY	(UNITS: MG/1X3	-ACTUALLY 3.5- TEST PIECE)
L232	*	382.	507.	38.	36.	1.08	35G	STIFFNESS,	GURLEY	(UNITS: MG/1X3	-ACTUALLY 3.5- TEST PIECE)
L139	Ø	382.	442.	-13.	-5.	.82	35G	STIFFNESS,	GURLEY	(UNITS: MG/1X3	-ACTUALLY 3.5- TEST PIECE)
L356	Ø	383.	445.	-10.	-3.	.95	35G	STIFFNESS,	GURLEY	(UNITS: MG/1X3	-ACTUALLY 3.5- TEST PIECE)
L308	Ø	383.	446.	-9.	-3.	1.00	35G	STIFFNESS,	GURLEY	(UNITS: MG/1X3	-ACTUALLY 3.5- TEST PIECE)
L162	Ø	385.	448.	-6.	-3.	.87	35G	STIFFNESS,	GURLEY	(UNITS: MG/1X3	-ACTUALLY 3.5- TEST PIECE)
L118	Ø	386.	463.	6.	5.	.91	35G	STIFFNESS,	GURLEY	(UNITS: MG/1X3	-ACTUALLY 3.5- TEST PIECE)
L260	Ø	390.	461.	7.	1.	.50	35G	STIFFNESS,	GURLEY	(UNITS: MG/1X3	-ACTUALLY 3.5- TEST PIECE)
L291	Ø	395.	479.	24.	7.	1.03	35G	STIFFNESS,	GURLEY	(UNITS: MG/1X3	-ACTUALLY 3.5- TEST PIECE)
L122	Ø	397.	460.	10.	-6.	.93	35G	STIFFNESS,	GURLEY	(UNITS: MG/1X3	-ACTUALLY 3.5- TEST PIECE)
L396	Ø	398.	458.	9.	-8.	.76	35G	STIFFNESS,	GURLEY	(UNITS: MG/1X3	-ACTUALLY 3.5- TEST PIECE)
L153	Ø	399.	439.	-6.	-20.	.83	35G	STIFFNESS,	GURLEY	(UNITS: MG/1X3	-ACTUALLY 3.5- TEST PIECE)
L100	*	406.	526.	67.	28.	.98	35G	STIFFNESS,	GURLEY	(UNITS: MG/1X3	-ACTUALLY 3.5- TEST PIECE)
L390	Ø	409.	491.	42.	4.	1.45	35G	STIFFNESS,	GURLEY	(UNITS: MG/1X3	-ACTUALLY 3.5- TEST PIECE)
L285	Ø	410.	467.	24.	-12.	.83	35G	STIFFNESS,	GURLEY	(UNITS: MG/1X3	-ACTUALLY 3.5- TEST PIECE)
L241	Ø	411.	487.	40.	0.	1.54	35G	STIFFNESS,	GURLEY	(UNITS: MG/1X3	-ACTUALLY 3.5- TEST PIECE)
L195	Ø	412.	501.	52.	8.	.90	35G	STIFFNESS,	GURLEY	(UNITS: MG/1X3	-ACTUALLY 3.5- TEST PIECE)
L190C	Ø	418.	451.	16.	-28.	.43	35G	STIFFNESS,	GURLEY	(UNITS: MG/1X3	-ACTUALLY 3.5- TEST PIECE)
L183	Ø	421.	515.	68.	10.	1.01	35G	STIFFNESS,	GURLEY	(UNITS: MG/1X3	-ACTUALLY 3.5- TEST PIECE)
L382	Ø	426.	476.	41.	-18.	1.81	35G	STIFFNESS,	GURLEY	(UNITS: MG/1X3	-ACTUALLY 3.5- TEST PIECE)
L567	Ø	427.	496.	57.	-7.	1.43	35G	STIFFNESS,	GURLEY	(UNITS: MG/1X3	-ACTUALLY 3.5- TEST PIECE)
L121	Ø	446.	500.	72.	-20.	1.88	35G	STIFFNESS,	GURLEY	(UNITS: MG/1X3	-ACTUALLY 3.5- TEST PIECE)
GMEANS:		386.	455.			1.00					
		95% ELLIPSE:		101.	32.			WITH GAMMA * 52 DEGREES			

STIFFNESS, GURLEY

SAMPLE H64 = 386. GURLEY UNITS SAMPLE H66 = 455. GURLEY UNITS



TAPPI STANDARD T489 OS-76, RESULTS EXPRESSED IN GRAM CENTIMETERS

LAB CODE	F	MEANS		COORDINATES		AVG		PROPERTY---TEST	INSTRUMENT---	CONDITIONS
		E38	E28	MAJOR	MINOR	R,SDR	VAR			
L339	#	.16	16.52	8.53	4.49	.66	36T	STIFFNESS, TABER		
L250	*	1.76	6.55	-.78	.58	.70	36U	STIFFNESS, TABER,	20 C,	65% RH
L126	Ø	1.90	5.18	-2.07	.11	.86	36T	STIFFNESS, TABER		
L150	#	2.05	11.70	4.29	1.51	3.19	36T	STIFFNESS, TABER		
L182	Ø	2.07	7.18	-.10	.43	1.40	36T	STIFFNESS, TABER		
L123	#	2.21	18.00	10.45	2.85	1.37	36T	STIFFNESS, TABER		
L158	Ø	2.23	5.99	-1.21	-.01	.75	36T	STIFFNESS, TABER		
L318	Ø	2.23	7.92	.67	.44	.87	36T	STIFFNESS, TABER		
L228	Ø	2.25	6.09	-1.11	-.01	.61	36T	STIFFNESS, TABER		
L281	Ø	2.36	6.42	-.77	-.04	.97	36T	STIFFNESS, TABER		
L290	#	2.37	19.95	12.38	3.16	2.20	36T	STIFFNESS, TABER		
L107A	#	2.40	22.40	14.77	3.71	3.77	36T	STIFFNESS, TABER		
L274	Ø	2.40	7.00	-.19	.06	1.40	36T	STIFFNESS, TABER		
L262	Ø	2.41	6.85	-.29	.03	.29	36T	STIFFNESS, TABER		
L260	Ø	2.41	6.85	-.33	.01	.39	36T	STIFFNESS, TABER		
L163	Ø	2.42	7.20	.01	.08	1.08	36T	STIFFNESS, TABER		
L580	Ø	2.43	7.49	.29	.15	1.49	36T	STIFFNESS, TABER		
L324	Ø	2.47	6.56	-.60	-.11	1.02	36T	STIFFNESS, TABER		
L268	Ø	2.50	7.44	.26	.07	.18	36T	STIFFNESS, TABER		
L321	Ø	2.50	8.15	.95	.24	1.16	36T	STIFFNESS, TABER		
L122	Ø	2.51	7.92	.73	.17	1.13	36T	STIFFNESS, TABER		
L570	Ø	2.52	6.69	-.46	-.13	1.02	36T	STIFFNESS, TABER		
L149	Ø	2.62	7.32	.17	-.08	1.09	36T	STIFFNESS, TABER		
L173B	Ø	2.70	8.33	1.17	.08	.18	36T	STIFFNESS, TABER		
L176	Ø	2.80	7.65	.53	-.17	1.48	36T	STIFFNESS, TABER		
L242	Ø	2.90	8.67	1.55	-.03	1.93	36T	STIFFNESS, TABER		
L243	Ø	3.07	7.35	.31	-.51	1.72	36T	STIFFNESS, TABER		
L273	*	3.37	7.47	.49	-.77	.96	36T	STIFFNESS, TABER		
L207	#	4.32	8.73	1.94	-1.40	2.23	36T	STIFFNESS, TABER		
GMEANS:		2.50	7.17			1.00				
		95% ELLIPSE:		2.28	.71			WITH GAMMA = 76 DEGREES		

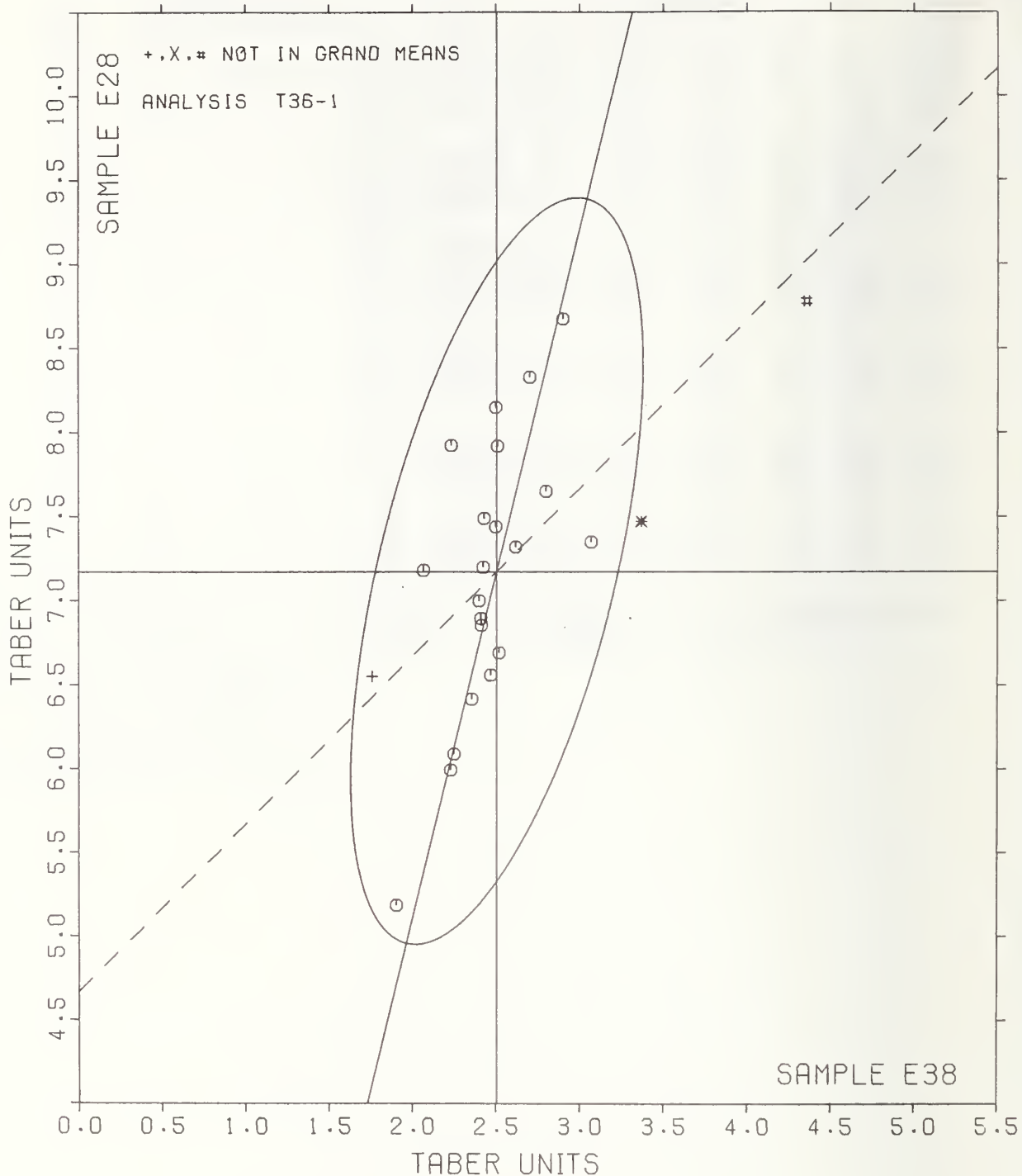
STIFFNESS, TABER

SAMPLE E38 = 2.5

TABER UNITS

SAMPLE E28 = 7.2

TABER UNITS



LAB CODE	HI FINISH PRINTING					PRINTING					TEST D. " 4		
	E08 MEAN	112 GRAMS PER SQUARE METER DEV	N.DEV	SDR	R.SDR	H78 MEAN	151 GRAMS PER SQUARE METER DEV	N.DEV	SDR	R.SDR	VAR	F	LAB
L107	42.5	-5.1	-0.28	8.6	2.78	77.0	3.9	.15	.0	.00	49I	Ø	L107
L121	372.5	324.9	17.85	79.7	25.81	NO DATA REPORTED FOR SAMPLE H78					49F	M	L121
L122	39.2	-8.4	-0.46	1.3	.43	64.1	-9.1	-0.36	2.6	.61	49D	Ø	L122
L149	39.7	-7.9	-0.44	.9	.28	54.2	-19.0	-0.75	2.6	.59	49L	Ø	L149
L182I	25.9	-21.7	-1.19	.9	.28	28.7	-44.4	-1.75	.3	.08	49Q	Ø	L182I
L183	59.3	11.7	.64	1.4	.45	NO DATA REPORTED FOR SAMPLE H78					49Q	M	L183
L190C	54.5	6.6	.38	1.8	.60	79.1	5.9	.23	8.0	1.83	49T	Ø	L190C
L207	62.7	15.1	.83	7.4	2.38	92.7	19.6	.77	8.0	1.84	49I	Ø	L207
L242	32.3	-15.3	-0.84	4.6	1.50	58.0	-15.2	-0.60	3.2	.74	49P	Ø	L242
L277	45.4	-2.3	-0.12	2.3	.75	88.3	15.2	.60	4.1	.94	49I	Ø	L277
L278	114.7	67.1	3.68	17.9	5.79	151.0	77.9	3.07	9.7	2.22	49D	#	L278
L280	3.7	-43.9	-2.41	.0	.00	3.7	-69.4	-2.73	.0	.00	49U	#	L280
L291	59.6	12.0	.66	2.8	.90	NO DATA REPORTED FOR SAMPLE H78					49V	M	L291
L382	54.1	6.4	.35	2.1	.69	NO DATA REPORTED FOR SAMPLE H78					49V	M	L382
L388	86.4	38.8	2.13	.0	.00	116.1	43.0	1.69	10.3	2.37	49Q	Ø	L388
L484	495.0	447.4	24.58	19.1	6.20	717.5	644.4	25.38	34.0	7.81	49P	#	L484

GR. MEAN = 47.6 KP CM/SEC GRAND MEAN = 73.1 KP CM/SEC TEST DETERMINATIONS = 4
 SD MEANS = 18.2 KP CM/SEC SD OF MEANS = 25.4 KP CM/SEC 9 LABS IN GRAND MEANS
 AVERAGE SDR = 3.1 KP CM/SEC AVERAGE SDR = 4.4 KP CM/SEC
 TOTAL NUMBER OF LABORATORIES REPORTING = 16

The following laboratories were excluded from the grand means because no viscosity values were reported: 280, 484.

TAPPI COLLABORATIVE REFERENCE PROGRAM
ANALYSIS T49-1
SURFACE PICK STRENGTH, IGT

----- CALCULATED -----

LAB CODE	MEANS			UNITS	VISCOSITY in Poise	FLUID	MEANS IN kP cm/sec		assumed viscosity
	E08	H78	H78						
L107	42.5	77.0		kP cm/sec	681	PIB from IPC	42.5	77.0	
L121	372	600+		ft/min	---	IPI #2 Ink	---	---	
L122	39.2	64.1		kP cm/sec	230	IPI #3 Ink	39.2	64.1	
L149	923	1260		mm/sec	430	Polybutene	39.7	54.2	
L158	Instrument out of order								
L182	25.9	28.7		kP cm/sec	146	IGT Low Visc Oil	25.9	28.7	
L183	59.3	No Pick		kP cm/sec	210	IGT Low Visc Oil	59.3	---	
L190	54.5	79.1		kP cm/sec	734	IPC Fluid	54.5	79.1	
L207	62.7	92.7		kP cm/sec	---	---	62.7	92.7	
L242	1925	3450		mm/sec	168	IGT Low Visc Oil	32.3	58.0	
L243	NO DATA								
L274	NO DATA								
L276	NO DATA								
L277	45.4	88.3		kP cm/sec	432	Polybutene	45.4	88.3	
L278	114.7	151.0		kP cm/sec	753	#5 Ink	114.7	151.0	
L280	3.71+	3.71+		m/sec	---	Low Oil	---	---	
L291	59.6	No Pick		kP cm/sec	625	Polybutene	59.6	---	
L337	NO DATA								
L382	54.1	No Pick		kP cm/sec	625	Polybutene	54.1	---	
L388	86.4	116.1		kP cm/sec	720	Oil	86.4	116.1	
L484	495	717.5		mm/sec	---	IGT Oil	---	---	
L590	NO DATA								
L694	NO DATA								

ANALYSIS T50-1 TABLE 1
 SURFACE PICK STRENGTH, WAX NUMBER
 TAPPI STANDARD T459 GS-75, SURFACE STRENGTH OF PAPER (WAX PICK TEST)

LAB CODE	SAMPLE E08 MEAN	HI FINISH PRINTING 112 GRAMS PER SQUARE METER				SAMPLE E78 MEAN	PRINTING 151 GRAMS PER SQUARE METER				TEST D. 5		
		DEV	N.DEV	SDR	R.SDR		DEV	N.DEV	SDR	R.SDR	VAR	F	LAB
L105	9.60	.52	.77	.55	1.20	8.60	-1.05	-1.44	.55	1.31	50W	0	L105
L122	8.80	-.28	-.42	.45	.98	9.80	.15	.20	.45	1.07	50W	0	L122
L158	8.60	-.42	-.72	.55	1.20	10.00	.35	.48	.71	1.70	50W	0	L158
L162	9.00	-.08	-.13	.00	.00	9.80	.15	.20	.45	1.07	50W	0	L162
L173A	8.00	-1.08	-1.62	.00	.00	7.00	-2.65	-3.63	.00	.00	50W	#	L173A
L182W	8.40	-.68	-1.02	.55	1.20	9.20	-.45	-.62	.45	1.07	50W	0	L182W
L183	9.60	.52	.77	.55	1.20	10.20	.55	.75	.45	1.07	50W	0	L183
L195	8.80	-.28	-.42	.45	.98	8.80	-.85	-1.17	.45	1.07	50W	0	L195
L213	9.40	.32	.47	.55	1.20	10.20	.55	.75	.45	1.07	50W	0	L213
L225	9.00	-.08	-.13	.00	.00	10.00	.35	.48	.00	.00	50W	0	L225
L228	8.60	-.42	-.72	.55	1.20	8.60	-1.05	-1.44	.55	1.31	50W	0	L228
L230	9.40	.32	.47	.55	1.20	9.00	-.65	-.89	.00	.00	50W	0	L230
L236	10.00	.92	1.36	.00	.00	10.60	.95	1.30	.55	1.31	50W	0	L236
L243	8.20	-.88	-1.32	.84	1.84	8.80	-.85	-1.17	.45	1.07	50W	0	L243
L274	9.00	-.08	-.13	.71	1.55	10.00	.35	.48	.00	.00	50W	0	L274
L285	10.00	.92	1.36	.00	.00	10.00	.35	.48	.00	.00	50W	#	L285
L339	10.80	1.72	2.56	.45	.58	12.00	2.35	3.22	.00	.00	50W	#	L339
L366	10.20	1.12	1.66	.84	1.84	10.80	1.15	1.57	.45	1.07	50W	0	L366
L378	9.60	.52	.77	.55	1.20	10.80	1.15	1.57	.84	2.01	50W	0	L378
L390	7.60	-1.48	-2.21	.55	1.20	9.00	-.65	-.89	.71	1.70	50W	0	L390
L567	8.80	-.28	-.42	.45	.98	9.20	-.45	-.62	.45	1.07	50W	0	L567

GR. MEAN = 9.02 WAX NUMBER GRAND MEAN = 9.65 WAX NUMBER TEST DETERMINATIONS = 5
 SD MEANS = .67 WAX NUMBER SD OF MEANS = .73 WAX NUMBER 19 LABS IN GRAND MEANS
 AVERAGE SDR = .46 WAX NUMBER AVERAGE SDR = .42 WAX NUMBER

TOTAL NUMBER OF LABORATORIES REPORTING = 21

Best Values: E08 9.0 ± 1.0 Wax number
 E78 9.7 ± 0.9 Wax number

The following laboratories were omitted from the grand means because of extreme test results: 173A, 339.

ANALYSIS T50-1 TABLE 2
 SURFACE PICK STRENGTH, WAX NUMBER
 TAPPI STANDARD T459 6S-75, SURFACE STRENGTH OF PAPER (WAX PICK TEST)

LAB CODE	F	MEANS		COORDINATES		AVG		PROPERTY---	TEST INSTRUMENT---	CONDITIONS
		E08	H78	MAJOR	MINOR	R.SDR	VAR			
L390	Ø	7.60	9.00	-1.47	.69	1.45	50W	SURFACE PICK STRENGTH,	WAX (TAPPI T459 6S75)	
L173A	#	8.00	7.00	-2.71	-.93	.00	50W	SURFACE PICK STRENGTH,	WAX (TAPPI T459 6S75)	
L243	Ø	8.20	8.80	-1.22	.11	1.46	50W	SURFACE PICK STRENGTH,	WAX (TAPPI T459 6S75)	
L182W	Ø	8.40	9.20	-.79	.22	1.14	50W	SURFACE PICK STRENGTH,	WAX (TAPPI T459 6S75)	
L158	Ø	8.60	10.00	-.06	.59	1.45	50W	SURFACE PICK STRENGTH,	WAX (TAPPI T459 6S75)	
L228	Ø	8.60	8.60	-1.11	-.33	1.26	50W	SURFACE PICK STRENGTH,	WAX (TAPPI T459 6S75)	
L567	Ø	8.80	9.20	-.53	-.08	1.03	50W	SURFACE PICK STRENGTH,	WAX (TAPPI T459 6S75)	
L122	Ø	8.80	9.80	-.08	.31	1.03	50W	SURFACE PICK STRENGTH,	WAX (TAPPI T459 6S75)	
L195	Ø	8.80	8.80	-.83	-.35	1.03	50W	SURFACE PICK STRENGTH,	WAX (TAPPI T459 6S75)	
L274	Ø	9.00	10.00	.21	.29	.78	50W	SURFACE PICK STRENGTH,	WAX (TAPPI T459 6S75)	
L225	Ø	9.00	10.00	.21	.29	.00	50W	SURFACE PICK STRENGTH,	WAX (TAPPI T459 6S75)	
L162	Ø	9.00	9.80	.06	.16	.54	50W	SURFACE PICK STRENGTH,	WAX (TAPPI T459 6S75)	
L230	Ø	9.40	9.00	-.28	-.67	.60	50W	SURFACE PICK STRENGTH,	WAX (TAPPI T459 6S75)	
L213	Ø	9.40	10.20	.62	.12	1.14	50W	SURFACE PICK STRENGTH,	WAX (TAPPI T459 6S75)	
L183	Ø	9.60	10.20	.75	-.03	1.14	50W	SURFACE PICK STRENGTH,	WAX (TAPPI T459 6S75)	
L105	Ø	9.60	8.60	-.45	-1.08	1.26	50W	SURFACE PICK STRENGTH,	WAX (TAPPI T459 6S75)	
L378	Ø	9.60	10.80	1.20	.37	1.61	50W	SURFACE PICK STRENGTH,	WAX (TAPPI T459 6S75)	
L236	Ø	10.00	10.60	1.32	-.07	.66	50W	SURFACE PICK STRENGTH,	WAX (TAPPI T459 6S75)	
L285	Ø	10.00	10.00	.86	-.46	.00	50W	SURFACE PICK STRENGTH,	WAX (TAPPI T459 6S75)	
L366	Ø	10.20	10.80	1.60	-.09	1.46	50W	SURFACE PICK STRENGTH,	WAX (TAPPI T459 6S75)	
L339	#	10.80	12.00	2.90	.25	.49	50W	SURFACE PICK STRENGTH,	WAX (TAPPI T459 6S75)	
GMEANS:		9.08	9.65			1.00				
		95% ELLIPSE:		2.46	1.20	WITH GAMMA = 48 DEGREES				

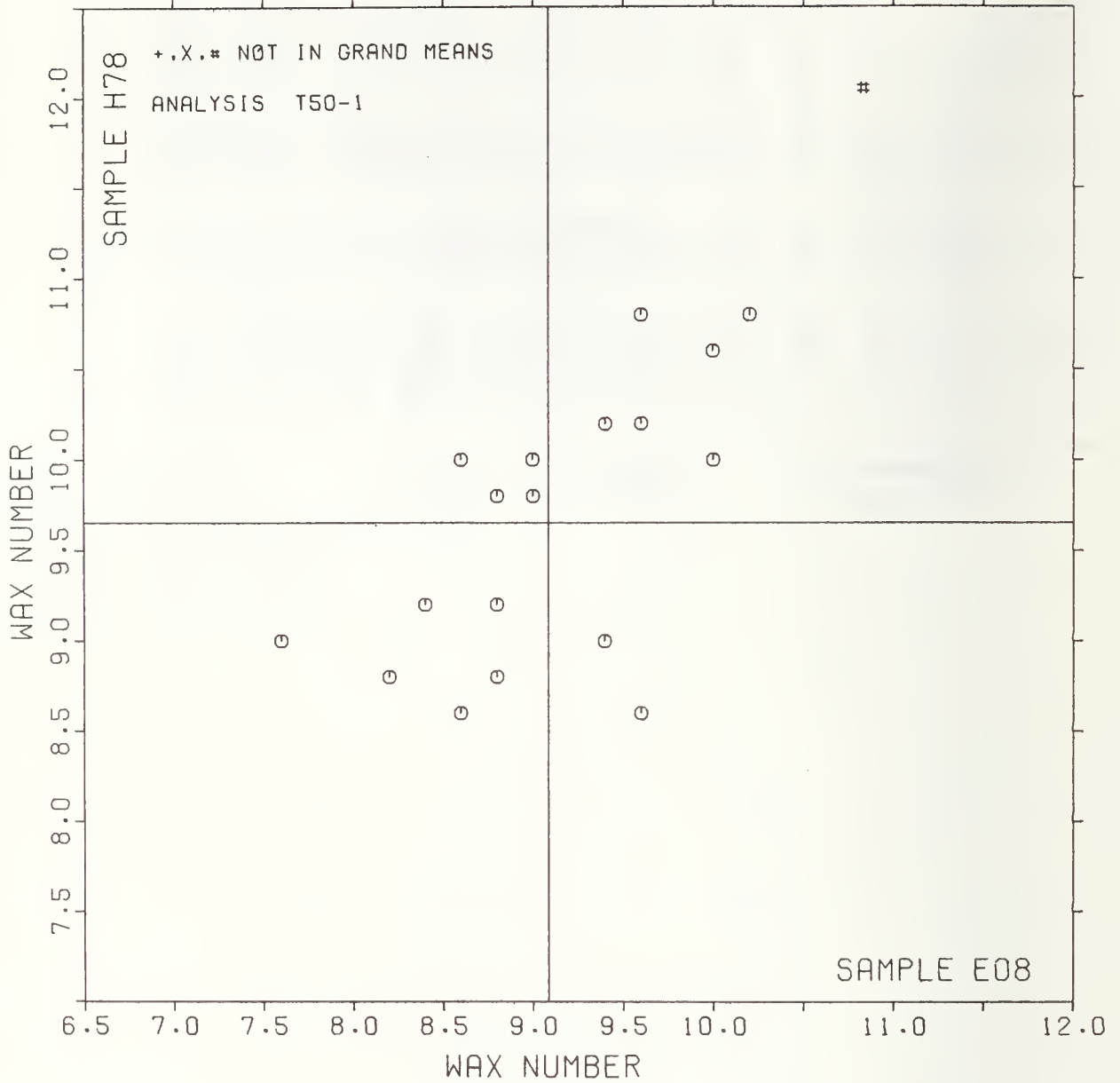
SURFACE PICK STRENGTH, WAX

SAMPLE E08 = 9.1

WAX NUMBER

SAMPLE H78 = 9.7

WAX NUMBER



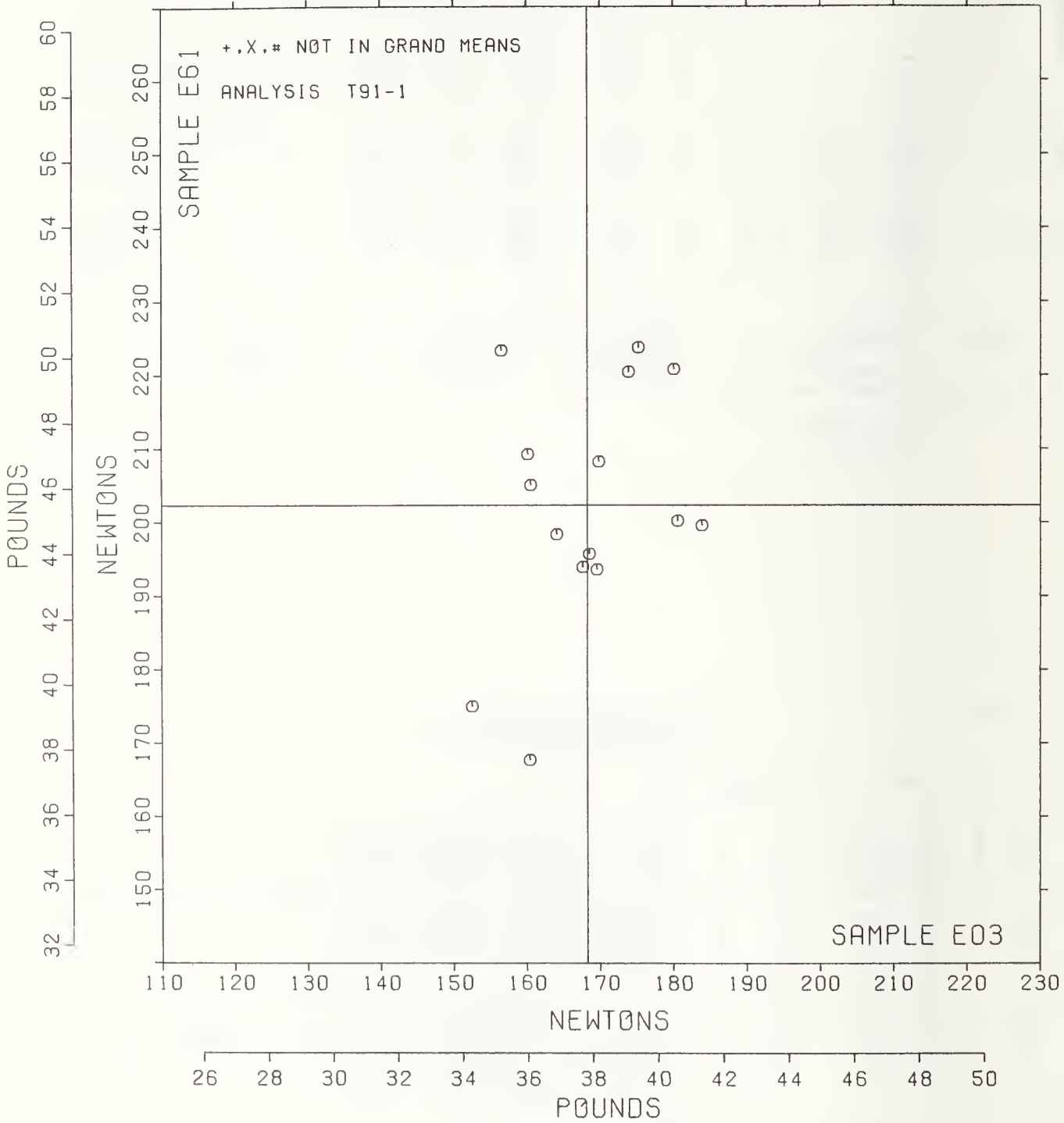
CONCORA (CMT)

SAMPLE E03 = 168. NEWTONS

SAMPLE E61 = 202. NEWTONS

SAMPLE E03 = 37.8 POUNDS

SAMPLE E61 = 45.5 POUNDS



TAPPI COLLABORATIVE REFERENCE PROGRAM
 ANALYSIS 196-1 TABLE 2
 RING CRUSH (COMPRESSION RESISTANCE OF PAPERBOARD)
 TAPPI STANDARD T472 SU-68

LAB CODE	F	MEANS		COORDINATES		AVG		PROPERTY--TEST INSTRUMENT--CONDITIONS
		E03	E61	MAJOR	MINOR	R.SDM	VAR	
L274	Ø	167.	231.	-124.	-7.	.59	96X	RING CRUSH: GIVE INSTRUMENT MAKE * MODEL
L127	Ø	187.	326.	-36.	33.	.91	96P	RING CRUSH, H AND D
L176	Ø	190.	254.	-92.	-12.	1.33	96P	RING CRUSH, H AND D
L307	Ø	200.	305.	-45.	10.	.55	96P	RING CRUSH, H AND D
L159	Ø	201.	265.	-76.	-14.	1.26	96I	RING CRUSH, INSTRON
L484	Ø	205.	310.	-38.	9.	.86	96R	RING CRUSH, REGMED
L603	Ø	206.	316.	-32.	12.	1.32	96P	RING CRUSH, H AND D
L151	Ø	208.	282.	-59.	-10.	1.98	96P	RING CRUSH, H AND D
L663	Ø	209.	310.	-36.	6.	.84	96P	RING CRUSH, H AND D
L141	Ø	210.	310.	-35.	5.	1.23	96P	RING CRUSH, H AND D
L570	Ø	221.	340.	-4.	14.	.80	96T	RING CRUSH, TMI
L562	Ø	224.	293.	-41.	-16.	2.18	96P	RING CRUSH, H AND D
L124	Ø	232.	299.	-31.	-19.	1.04	96P	RING CRUSH, H AND D
L305	Ø	232.	373.	29.	26.	.68	96P	RING CRUSH, H AND D
L336	Ø	233.	342.	5.	6.	1.04	96H	RING CRUSH, H AND D
L107	Ø	234.	343.	7.	6.	.81	96P	RING CRUSH, H AND D
L126	Ø	240.	343.	9.	1.	.88	96P	RING CRUSH, H AND D
L393	Ø	240.	366.	28.	14.	.72	96P	RING CRUSH, H AND D
L350	Ø	242.	328.	-1.	-9.	.88	96P	RING CRUSH, H AND D
L100	Ø	242.	366.	29.	13.	.93	96H	RING CRUSH, H AND D
L157	Ø	249.	348.	19.	-3.	.83	96P	RING CRUSH, H AND D
L303	Ø	263.	377.	51.	2.	.73	96H	RING CRUSH, H AND D
L610	Ø	264.	370.	46.	-3.	.69	96P	RING CRUSH, H AND D
L114	Ø	266.	391.	63.	9.	.98	96P	RING CRUSH, H AND D
L329	Ø	268.	360.	40.	-11.	1.22	96P	RING CRUSH, H AND D
L171	Ø	270.	345.	29.	-22.	1.01	96H	RING CRUSH, H AND D
L575	Ø	276.	383.	64.	-4.	.52	96H	RING CRUSH, H AND D
L182	Ø	280.	374.	59.	-13.	.48	96H	RING CRUSH, H AND D
L242	Ø	284.	383.	68.	-10.	.92	96Y	RING CRUSH: GIVE INSTRUMENT MAKE * MODEL
L122	Ø	307.	412.	105.	-12.	1.79	96P	RING CRUSH, H AND D
GMEANS:		235.	335.			1.00		
		95% ELLIPSE:		139.	35.	WITH GAMMA * 53 DEGREES		

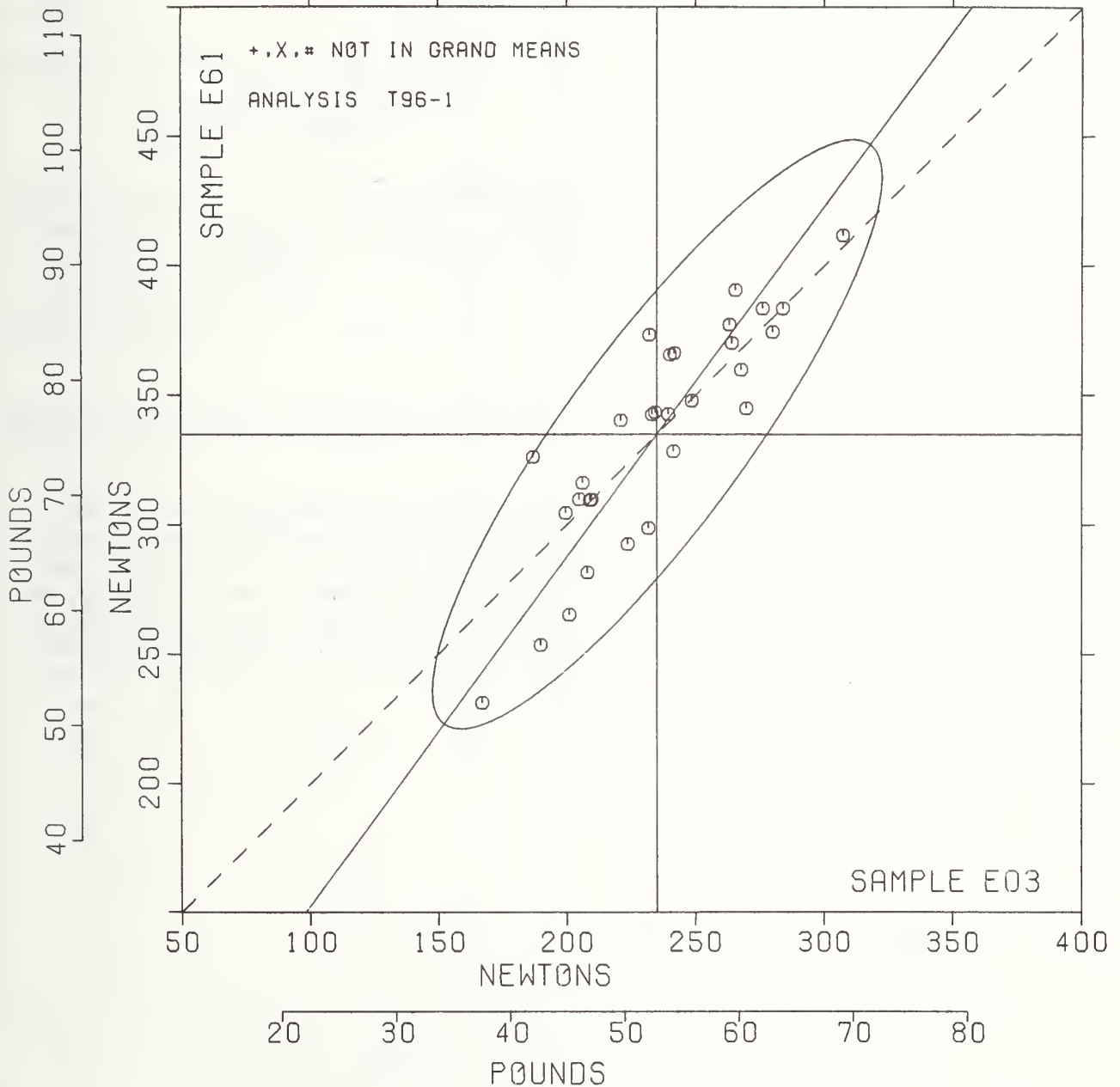
RING CRUSH

SAMPLE E03 = 235. NEWTONS

SAMPLE E61 = 335. NEWTONS

SAMPLE E03 = 53 POUNDS

SAMPLE E61 = 75 POUNDS



SUMMARY TABLE

TEST METHOD	SAMPLE CODE	GRAND MEAN	SD OF MEAN	AVER SDR	REPL CRP	LABS INCL	LABS PARTIC	REPL TAPPI	REPEAT	REPROD
HURSTING STRENGTH, MODEL C T10-1 PSI	H60	18.21	1.31	1.21	15	46	54	10	1.06	3.68
	H05	32.21	1.57	1.61					1.41	4.44
HURSTING STRENGTH, MODEL C-A T10-2 PSI	H60	18.60	1.06	1.20	15	35	37	10	1.05	3.00
	H05	32.49	1.05	1.54					1.35	3.01
BURSTING STRENGTH, HIGH RANGE T11-1 PSI	E24	67.8	2.5	3.9	15	35	46	10	3.4	7.3
	H08	78.4	4.1	6.6					5.8	11.9
TEARING STRENGTH, DEEP CUTOUT T15-1 GRAMS	E05	62.9	2.7	2.2	15	108	122	10	1.9	7.6
	H03	64.2	3.1	2.0					1.7	8.5
TEARING STRENGTH, NO CUTOUT, OLD STYLE T17-1 GRAMS	E04	65.3	3.8	3.2	15	14	16	10	2.8	10.7
	E17	65.0	3.1	2.8					2.5	8.7
TENSILE STRENGTH, PACKAGING PAPERS T15-1 KILONEWTN/M	H56	9.52	.43	.61	20	46	51	12	.49	1.24
	H09	7.05	.30	.50					.40	.86
TENSILE STRENGTH, CRE TYPE T20-1 KILONEWTN/M	H95	4.49	.18	.19	20	39	49	12	.15	.51
	H43	7.17	.52	.31					.24	1.44
TENSILE STRENGTH, PENDULUM TYPE T20-2 KILONEWTN/M	B95	4.55	.29	.21	20	36	36	12	.17	.80
	H43	7.00	.85	.31					.25	2.35
T.E.A., PACKAGING PAPERS T25-1 JOULES/SQ M	H56	95.8	6.3	13.9	20	14	18	12	11.2	18.7
	H09	142.6	12.4	28.8					23.0	37.4
T.E.A., PRINTING PAPERS T26-1 JOULES/SQ M	B95	41.2	3.2	5.0	20	18	21	12	4.0	9.3
	H43	81.8	14.4	8.3					6.7	40.2
ELONGATION TO BREAK, PACKAGING PAPER T28-1 PERCENT	H56	1.74	.23	.15	20	15	16	12	.12	.63
	H09	4.27	.39	.50					.40	1.11
ELONGATION TO BREAK, PRINTING PAPER T29-1 PERCENT	B95	1.509	.138	.131	20	17	20	12	.105	.387
	H43	1.972	.286	.142					.114	.795
FOLDING ENDURANCE (MIT) T30-1 DOUBLE FOLDS	H46	74.	20.	16.	15	44	54	10	14.	55.
	H11	122.	45.	39.					34.	125.
FOLDING ENDURANCE (MIT) T30-2 LOG(10) FOLD	H46	1.843	.121	.097	15	44	54	10	.085	.340
	H11	2.024	.184	.154					.135	.515
STIFFNESS, GURLEY T35-1 GURLEY UNITS	H64	386.	26.	17.	10	36	37	10	15.	71.
	H66	455.	32.	30.					26.	88.
STIFFNESS, TAHER T36-1 TAHER UNITS	E38	2.50	.32	.16	10	22	29	5	.20	.91
	E28	7.17	.82	.35					.44	2.29
SURFACE PICK STRENGTH, IGT T49-1 KP CM/SEC	E08	47.6	18.2	3.1	4	9	16	4	4.3	50.4
	H78	73.1	25.4	4.4					6.0	70.3
SURFACE PICK STRENGTH, WAX T50-1 WAX NUMBER	E08	9.08	.67	.46	5	19	21	5	.56	1.86
	H78	9.65	.73	.42					.52	2.02
CONCORDA (CMT) T91-1 NEWTONS	E03	168.	9.	11.	10	15	16	10	10.	26.
	E61	202.	17.	11.					10.	46.
RING CRUSH T96-1 NEWTONS	E03	235.	33.	18.	10	30	30	10	16.	92.
	E61	335.	43.	22.					19.	120.

U.S. DEPT. OF COMM. BIBLIOGRAPHIC DATA SHEET	1. PUBLICATION OR REPORT NO. TAPPI CRP 49S	2. Gov't Accession No.	3. Recipient's Accession No.
4. TITLE AND SUBTITLE Technical Association of the Pulp and Paper Industry COLLABORATIVE REFERENCE PROGRAM FOR PAPER Report #49S, Strength Tests		5. Publication Date 12/1/77	
		6. Performing Organization Code	
7. AUTHOR(S)		8. Performing Organ. Report No. NBSIR 77-1323	
9. PERFORMING ORGANIZATION NAME AND ADDRESS NATIONAL BUREAU OF STANDARDS DEPARTMENT OF COMMERCE WASHINGTON, D.C. 20234		10. Project/Task/Work Unit No. 4015578	
		11. Contract/Grant No.	
12. Sponsoring Organization Name and Complete Address (Street, City, State, ZIP) Collaborative Testing Services, Inc., 9241 Wood Glade Drive,, Great Falls, VA 22066; and Technical Association of the Pulp and Paper Industry		13. Type of Report & Period Covered Final	
		14. Sponsoring Agency Code	
15. SUPPLEMENTARY NOTES			
<p>16. ABSTRACT (A 200-word or less factual summary of most significant information. If document includes a significant bibliography or literature survey, mention it here.)</p> <p>Collaborative Reference Programs provide participating laboratories with the means for checking periodically the level and uniformity of their testing in comparison with that of other participating laboratories. An important by-product of the programs is the provision of realistic pictures of the state of the testing art. This is one of the periodic reports showing averages for each participant, within and between laboratory variability, and other information for participants and standards committees.</p>			
<p>17. KEY WORDS (six to twelve entries; alphabetical order; capitalize only the first letter of the first key word unless a proper name; separated by semicolons)</p> <p>Collaborative reference program; Laboratory evaluation; Paper; Precision; Reference samples; Testing calibration.</p>			
<p>18. AVAILABILITY <input type="checkbox"/> Unlimited</p> <p><input checked="" type="checkbox"/> For Official Distribution. Do Not Release to NTIS</p> <p><input type="checkbox"/> Order From Sup. of Doc., U.S. Government Printing Office Washington, D.C. 20402, SD Cat. No. C13</p> <p><input type="checkbox"/> Order From National Technical Information Service (NTIS) Springfield, Virginia 22151</p>		<p>19. SECURITY CLASS (THIS REPORT)</p> <p>UNCLASSIFIED</p>	<p>21. NO. OF PAGES</p> <p>68</p>
		<p>20. SECURITY CLASS (THIS PAGE)</p> <p>UNCLASSIFIED</p>	<p>22. Price</p>

This diagram is composed of two full-size overlaid tracings. One tracing was made from the Thwing-Elmendorf tear tester with NO CUTOUT (old style). The other tracing was made from the Thwing-Elmendorf tear tester with DEEP CUTOUT. The cross hatched area represents the metal removed from the swinging sector when the deep cutout (new) style was created.

DEEP CUTOUT instrument
is 5/8 inch across

NO CUTOUT instrument
is 1 1/4 inch across

Note shape of pendulum
sector with respect to
an imaginary line drawn
across the top of the
specimen clamp

DEEP CUTOUT

NO CUTOUT

