

SECTION V

PERFORMANCE MEASUREMENT DATA ON EACH OF THE
SAMPLE INSTRUMENTS FOR EACH MODEL SUBMITTED
AND SUBJECTED TO THE REGULAR EVALUATION
PROCEDURES.

NATIONAL BUREAU OF STANDARDS REPORT

*NBS IR
73-410*

January, 1974

NBS PROJECT

2130680

ACOUSTICAL PERFORMANCE OF A GROUP OF HEARING AIDS

by

E. D. Burnett and M. A. Bassin

Report to

Veterans Administration
Department of Medicine and Surgery
Washington, D.C.

NBS

U.S. DEPARTMENT OF COMMERCE

NATIONAL BUREAU OF STANDARDS

ACOUSTICON

IE

MODEL:A465SSR TONE:NONE BATTERY:S312

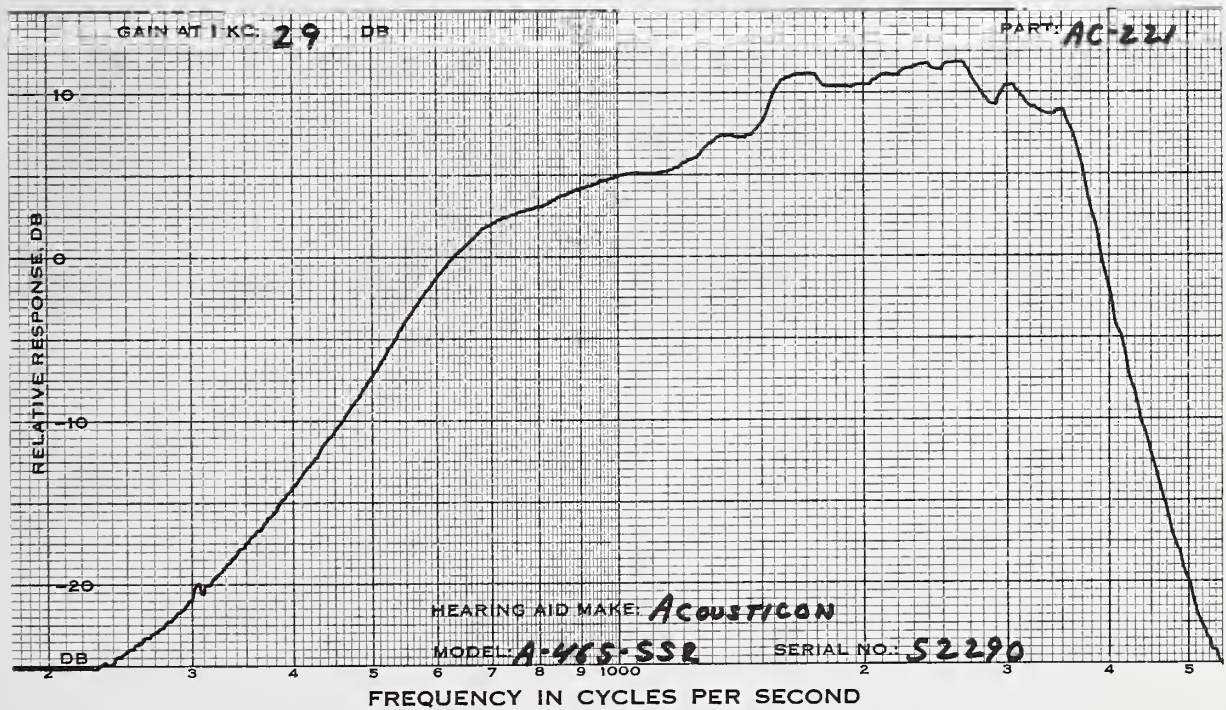
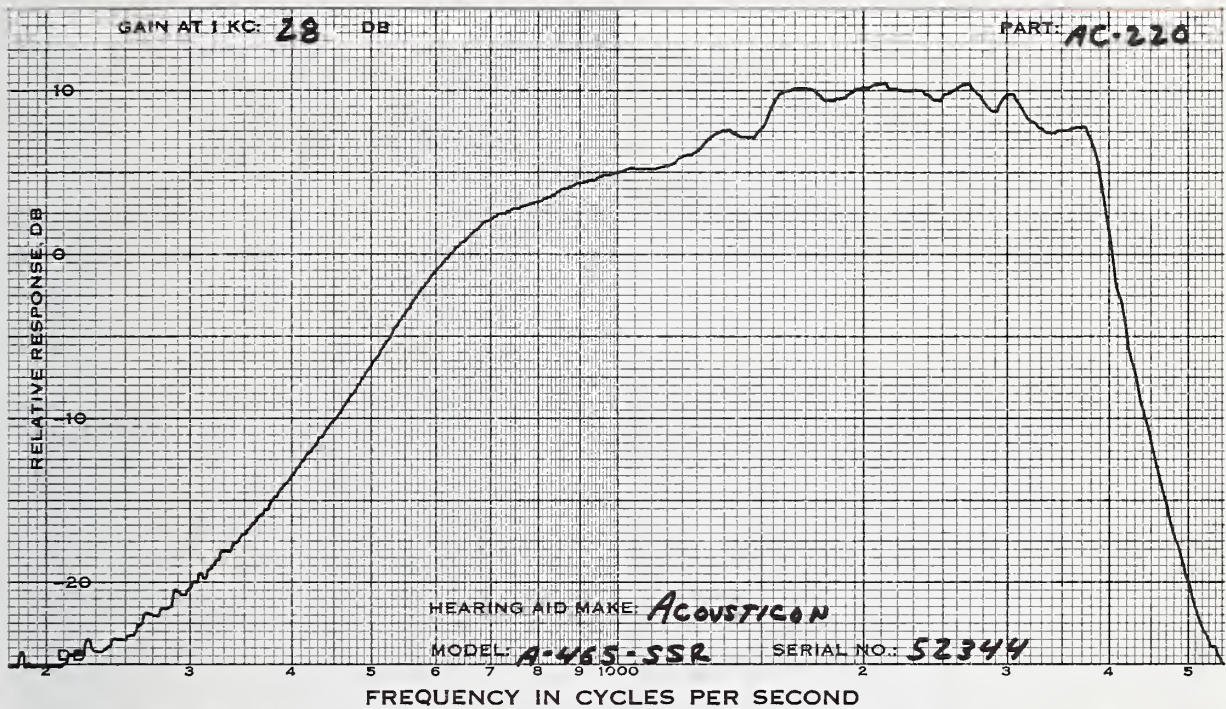
CODE	AC-220	AC-221	AC-222
SERIAL #	52344	52290	62208
DATE		MAY 24, 1973	

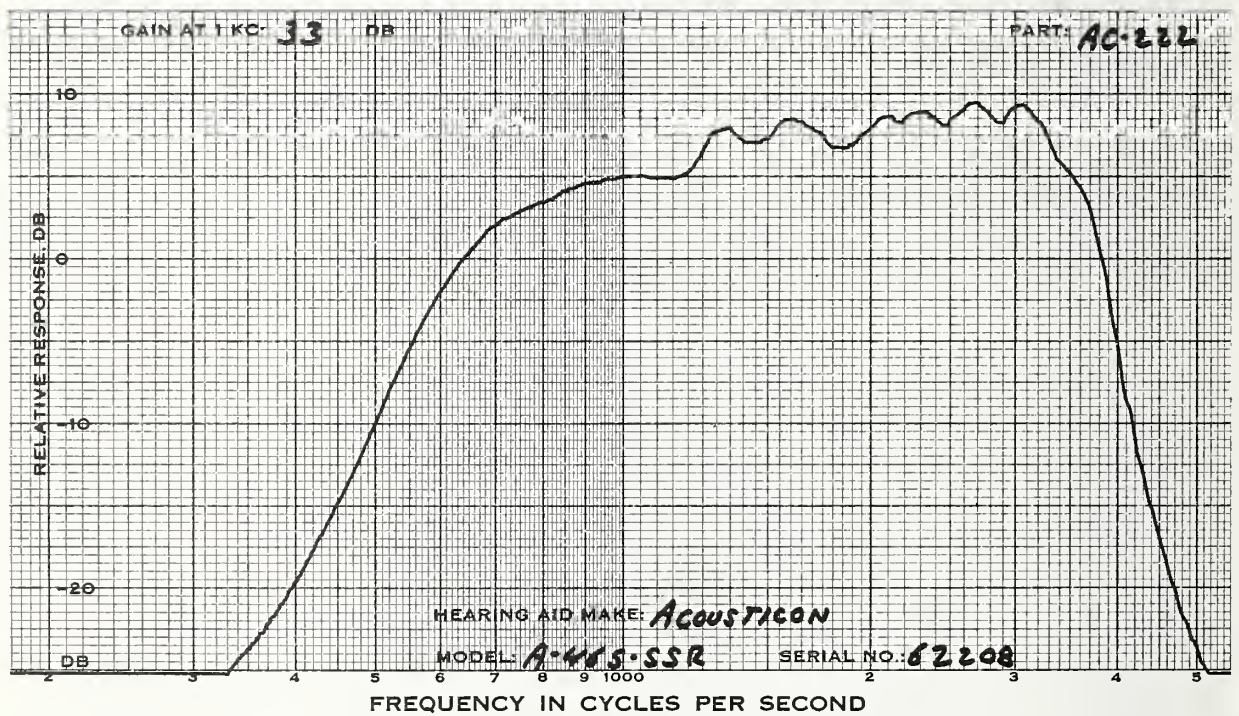
MEASUREMENTS WITH FULL VOL CONTROL

1KHZ GAIN DB	28.0	29.0	33.0
MPO, RANDOM NOISE			
INPUT LEVEL, DB	83.0	82.0	83.0
OUTPUT LEVEL DB	96.0	97.0	98.0

MEASUREMENTS WITH REDUCED VOLUME CONTROL SETTING

1KHZ GAIN DB	28.0(FULL)		29.0(FULL)		33.0(FULL)	
HARMONIC DIST						
@INPUT LEVEL DB	68.0	78.0	66.5	76.5	66.0	76.0
500 HZ %	4	9	4	6	6	14
700 HZ %	2	7	2	5	3	8
900 HZ %	3	10	3	8	9	0
MAX DIST %	4	10	4	8	9	14
FREQ OF MAX DIS	500	900	500	900	900	500
S/N RATIO DB						
1KHZ SIGNAL	34.5		34.5		38.0	
S/HUM RATIO DB						
1KHZ SIGNAL	N.M.		N.M.		N.M.	
BATTERY DRAIN, MA						
NO INPUT	.7		.7		.8	
65 DB INPUT	.7		.7		.8	
BATTERY VOLTAGE	1.53		1.53		1.54	





ACOUSTICON
 MODEL:A690 TONE:A TUBING:1 1/4 BATTERY:S76 DE

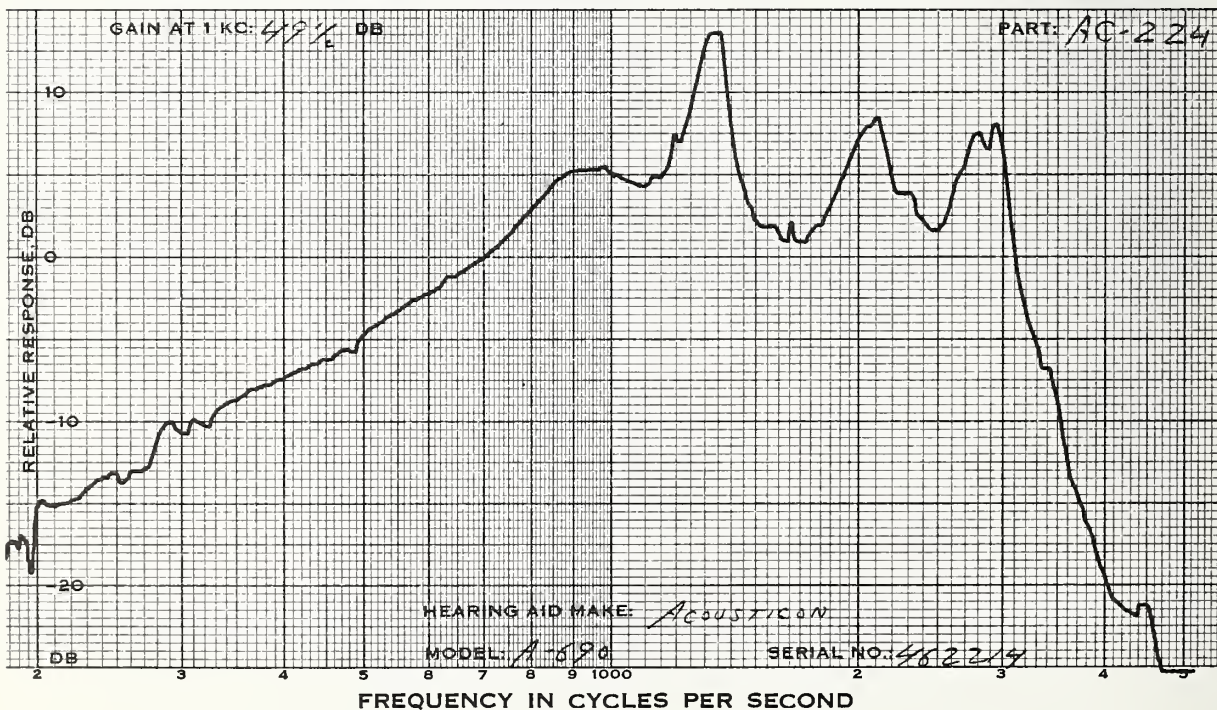
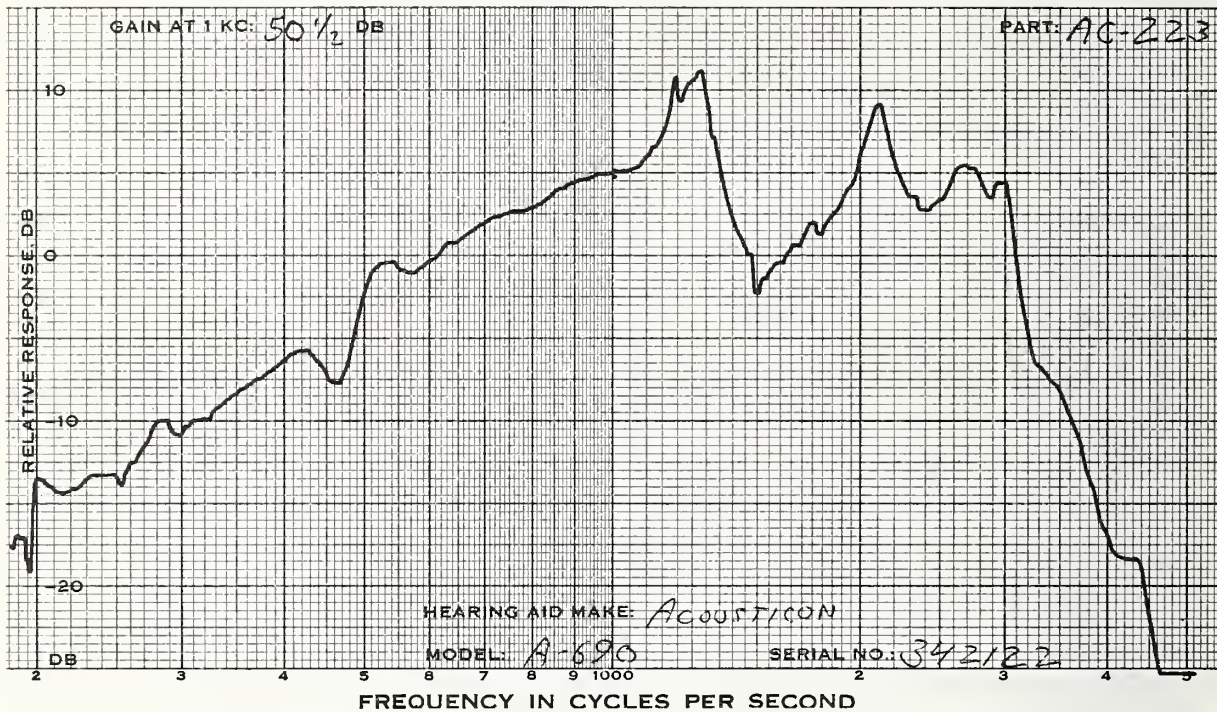
CODE	AC-223	AC-224	AC-225
SERIAL #	342122	462214	512804
DATE		FEB 15, 1973	

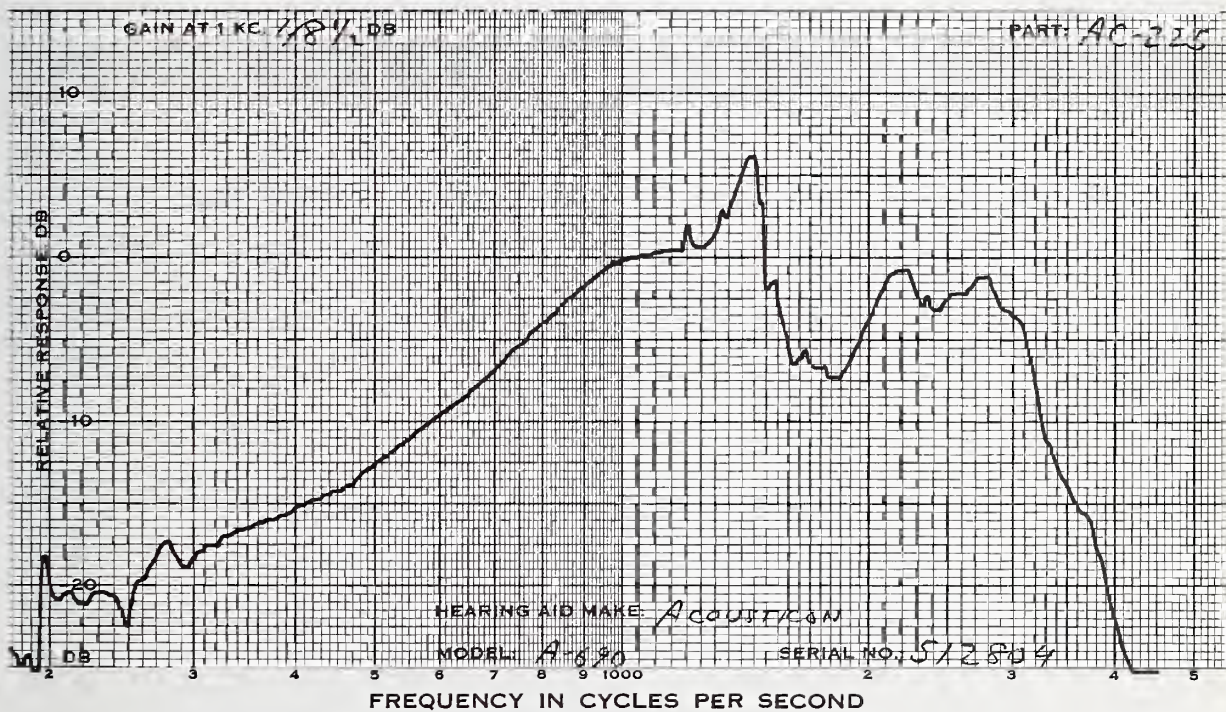
MEASUREMENTS WITH
 FULL VOL CONTROL

1KHZ GAIN DB	54.0	51.0	53.0
MPO, RANDOM NOISE			
INPUT LEVEL, DB	78.0	81.0	77.0
OUTPUT LEVEL DB	120.0	120.5	118.0

MEASUREMENTS WITH
 REDUCED VOLUME
 CONTROL SETTING

1KHZ GAIN DB	50.5	49.5	48.5
HARMONIC DIST			
@INPUT LEVEL DB	60.0 70.0	60.0 70.0	60.0 70.0
500 HZ %	7 19	6 15	10 24
700 HZ %	3 8	4 13	8 21
900 HZ %	2 6	2 5	1 4
MAX DIST %	10 25	14 34	10 24
FREQ OF MAX DIS	596 596	657 659	500 500
S/N RATIO DB			
1KHZ SIGNAL	45.0	43.5	45.0
S/HUM RATIO DB			
1KHZ SIGNAL	N.M.	N.M.	N.M.
BATTERY DRAIN, MA			
NO INPUT	2.1	2.0	2.1
65 DB INPUT	2.1	2.0	2.1
BATTERY VOLTAGE	1.55	1.49	1.55





ACOUSTICON OE HIGH PASS
 MODEL:A690ATC TONE:C TUBING:1 1/4 BATTERY:S76

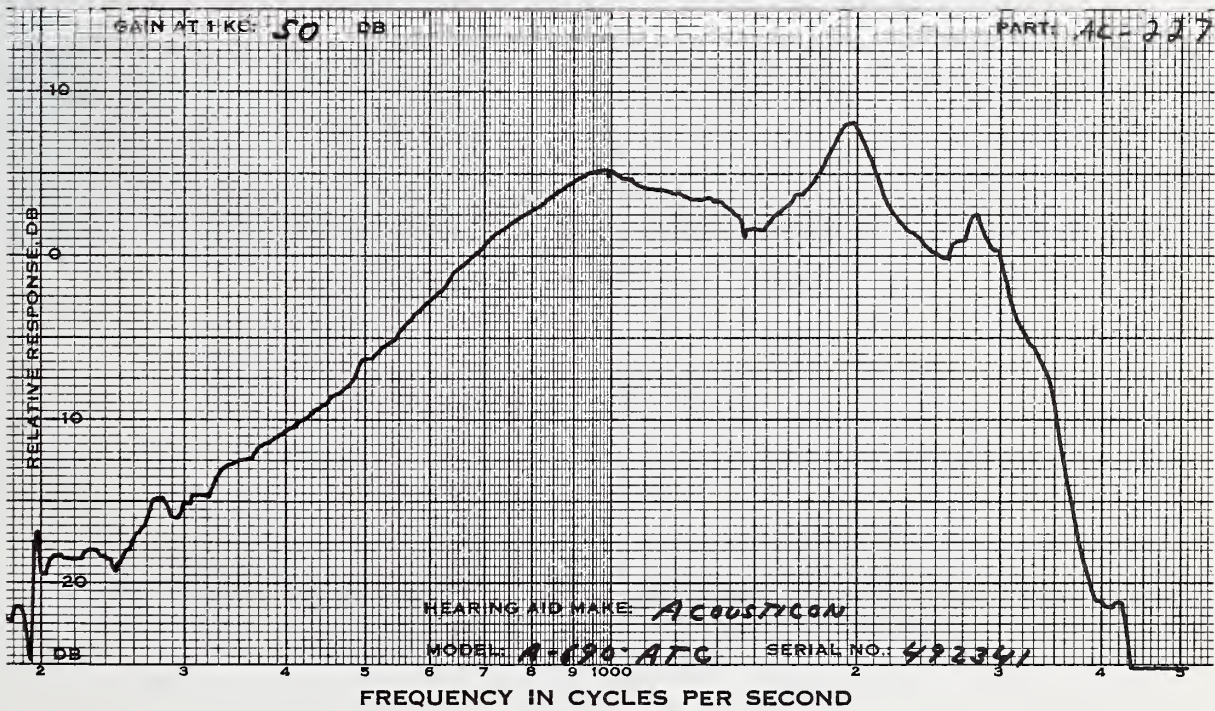
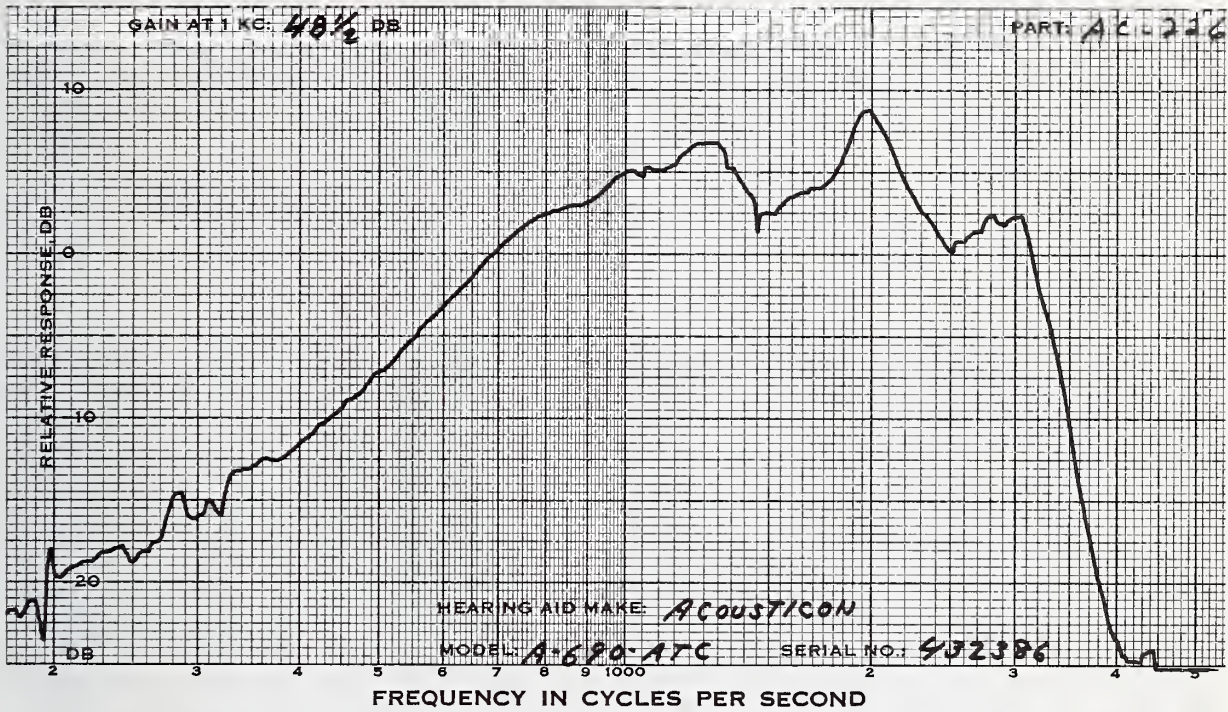
CODE	AC-226	AC-227	AC-228
SERIAL #	432386	492341	512855
DATE		FEB 26, 1973	

MEASUREMENTS WITH
 FULL VOL CONTROL

1KHZ GAIN DB	48.5	50.0	50.0
MPO, RANDOM NOISE INPUT LEVEL, DB	80.0	81.0	84.0
OUTPUT LEVEL DB	120.0	120.5	121.0

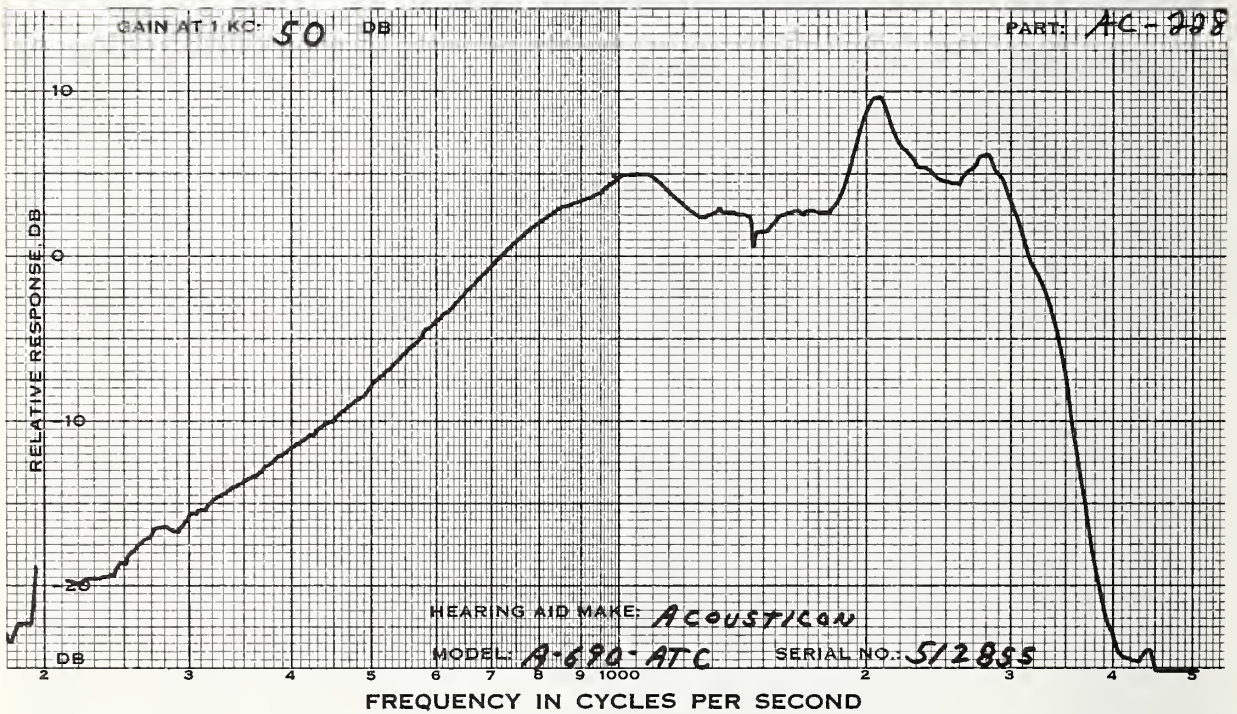
MEASUREMENTS WITH
 REDUCED VOLUME
 CONTROL SETTING

1KHZ GAIN DB	48.5(FULL)		50.0(FULL)		50.0(FULL)	
HARMONIC DIST						
@INPUT LEVEL DB	62.0	72.0	62.0	72.0	63.0	73.0
900 HZ %	2	8	3	8	2	4
1500 HZ %	2	5	2	4	2	5
2000 HZ %	0	0	0	0	0	0
MAX DIST %	4	11	4	10	3	7
FREQ OF MAX DIS	1000	1000	1000	1000	1400	1400
S/N RATIO DB						
1KHZ SIGNAL	42.5		46.0		45.5	
S/HUM RATIO DB						
1KHZ SIGNAL	N.M.		N.M.		N.M.	
BATTERY DRAIN, MA						
NO INPUT	2.2		2.6		2.2	
65 DB INPUT	2.2		2.6		2.2	
BATTERY VOLTAGE	1.56		1.55		1.55	
S/N 2KHZ	48.0		50.0		49.5	



GAIN AT 1 KC: 50 DB

PART: AC-208



ACOUSTICON OE
 MODEL:A690ET TONE:A TUBING:1 1/4 BATTERY:S76

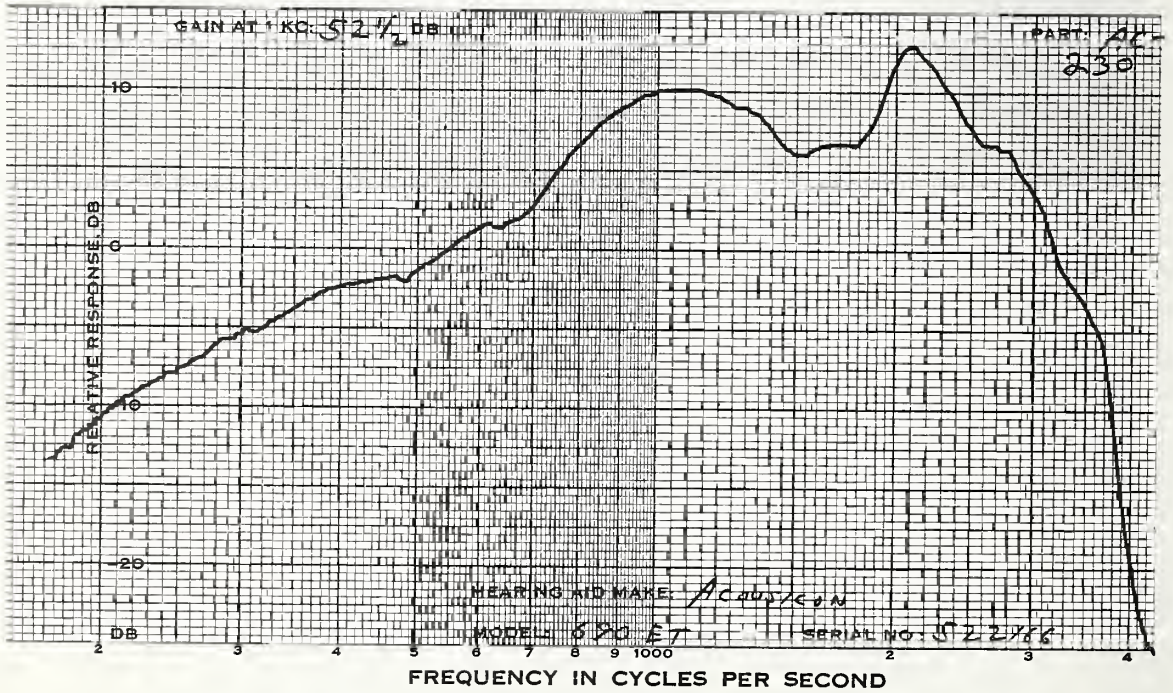
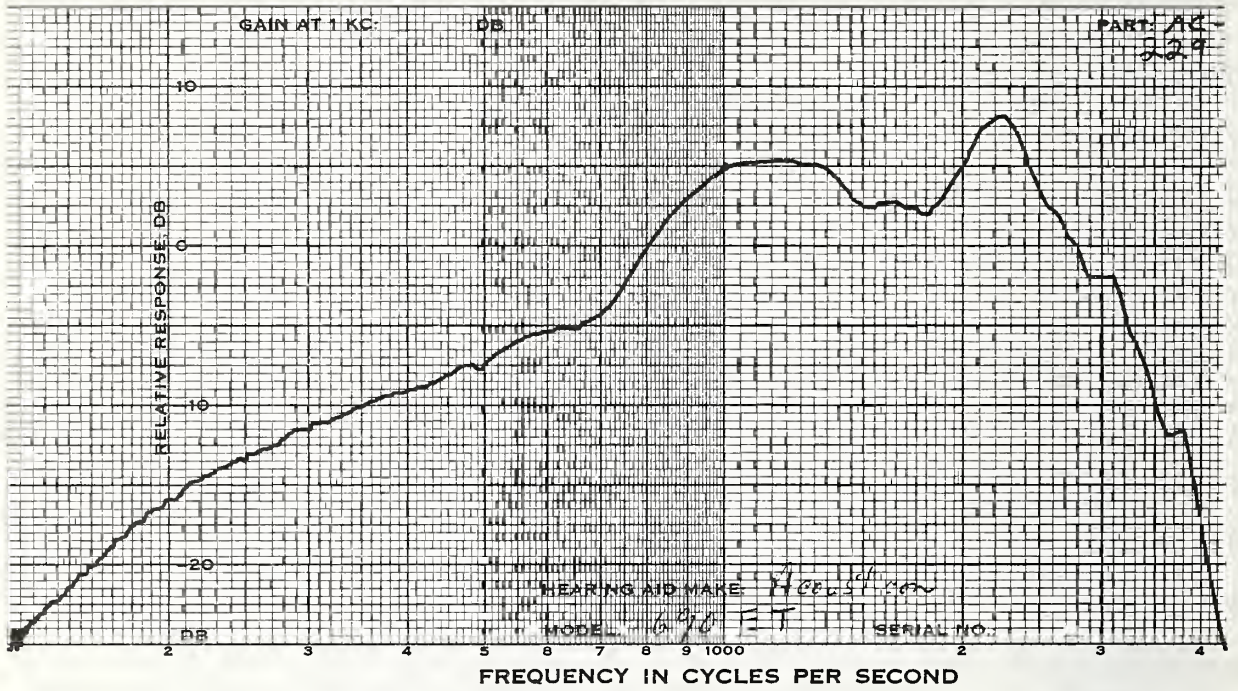
CODE	AC-229	AC-230	AC-231
SERIAL #	522127	522160	522236
DATE		FEB 20, 1973	

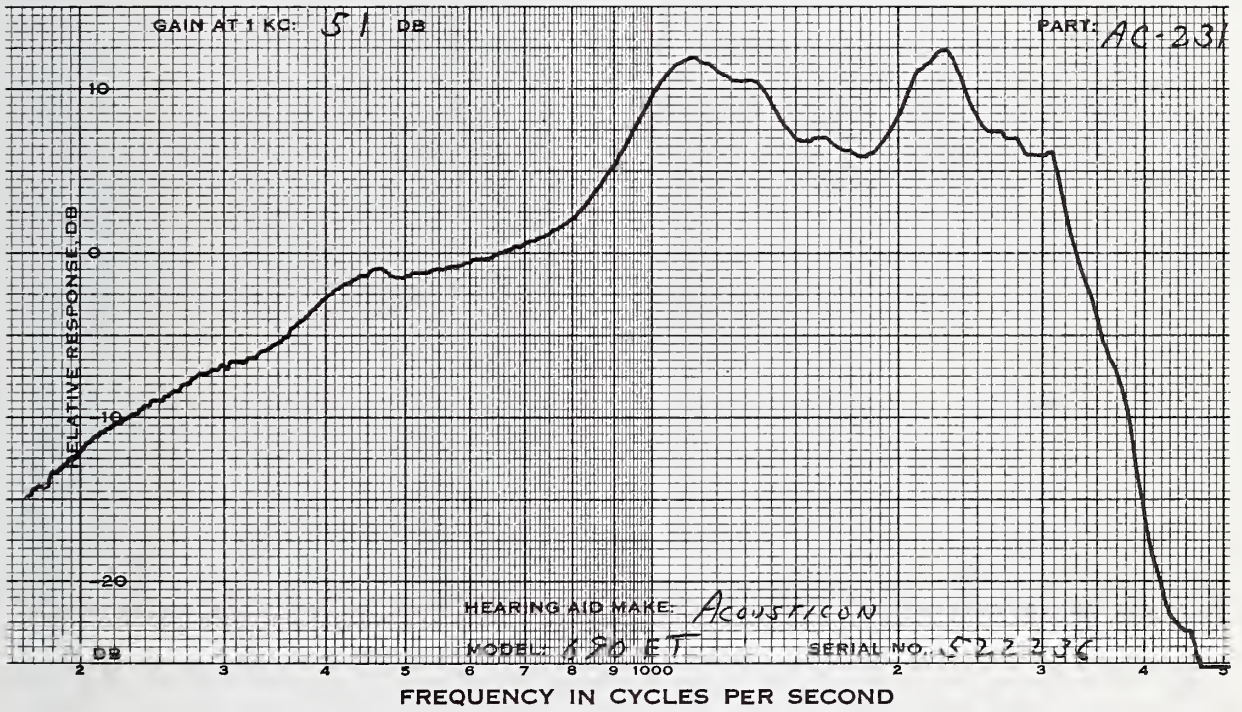
MEASUREMENTS WITH
 FULL VOL CONTROL

1KHZ GAIN DB	54.0	53.0	51.0
MPO, RANDOM NOISE			
INPUT LEVEL, DB	80.0	80.0	80.0
OUTPUT LEVEL DB	119.5	121.0	121.0

MEASUREMENTS WITH
 REDUCED VOLUME
 CONTROL SETTING

1KHZ GAIN DB	50.5	52.5	51.0(FULL)
HARMONIC DIST			
@INPUT LEVEL DB	60.0 70.0	60.0 70.0	60.0 70.0
500 HZ %	15 35	8 22	10 22
700 HZ %	5 16	4 11	2 7
900 HZ %	3 11	1 7	1 2
MAX DIST %	15 35	8 22	10 22
FREQ OF MAX DIS	500 500	500 500	500 500
S/N RATIO DB			
1KHZ SIGNAL	44.0	44.5	44.0
S/HUM RATIO DB			
1KHZ SIGNAL	N.M.	N.M.	N.M.
BATTERY DRAIN, MA			
NO INPUT	2.1	2.1	2.1
65 DB INPUT	2.1	2.1	2.1
BATTERY VOLTAGE	1.56	1.54	1.54





ACOUSTICON DB
 MODEL:A770G TONE:CCW PWR:CCW EARPHONE:CF8 BATTERIES:401(2)

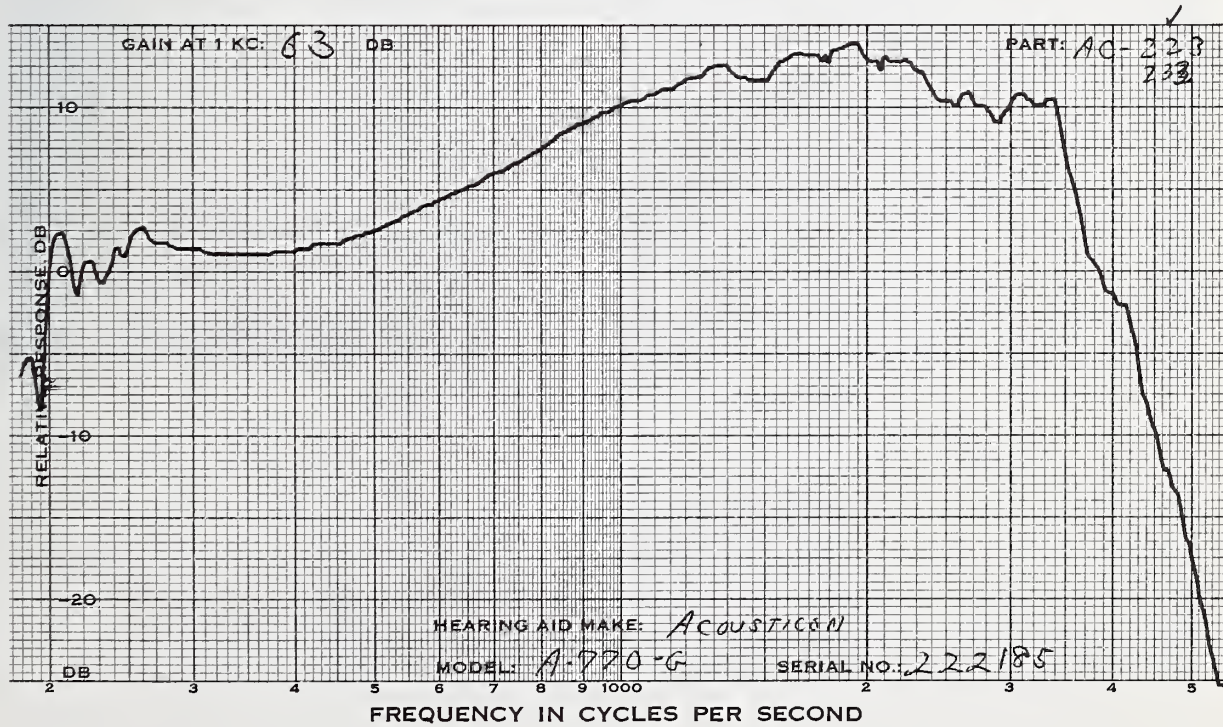
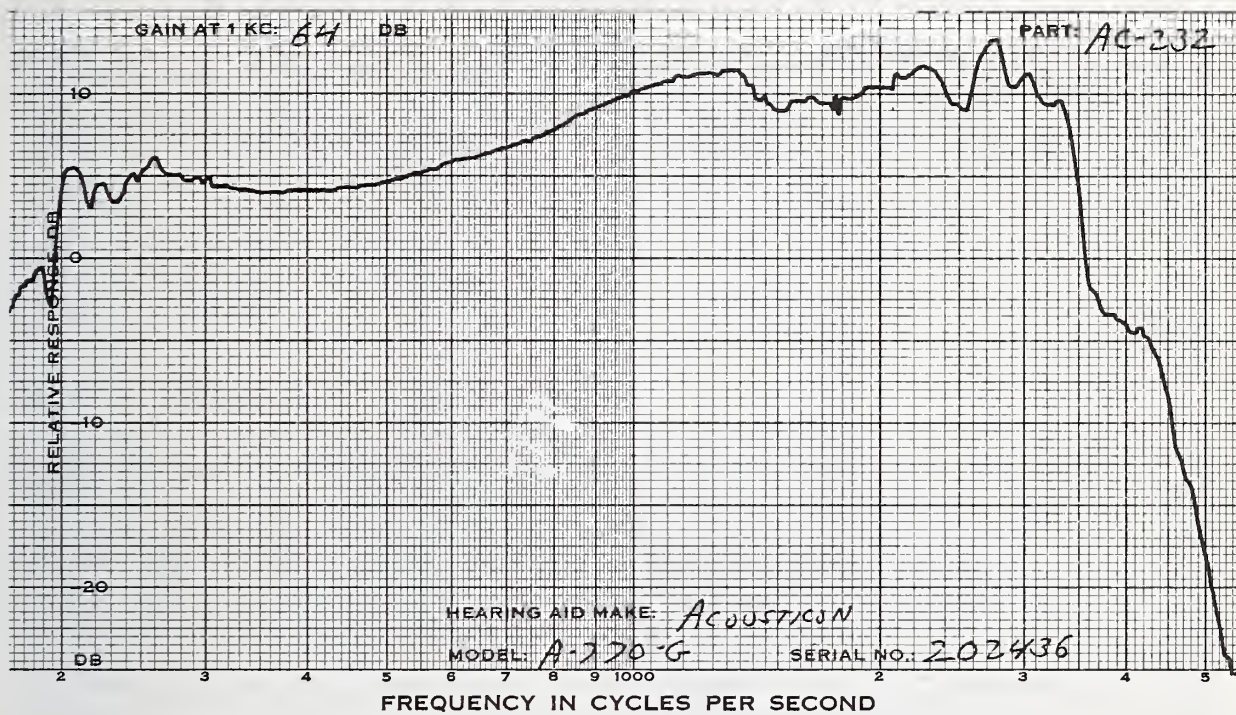
CODE	AC-232	AC-233	AC-234
SERIAL #	202436	222185	472304
DATE		FEB 20, 1973	

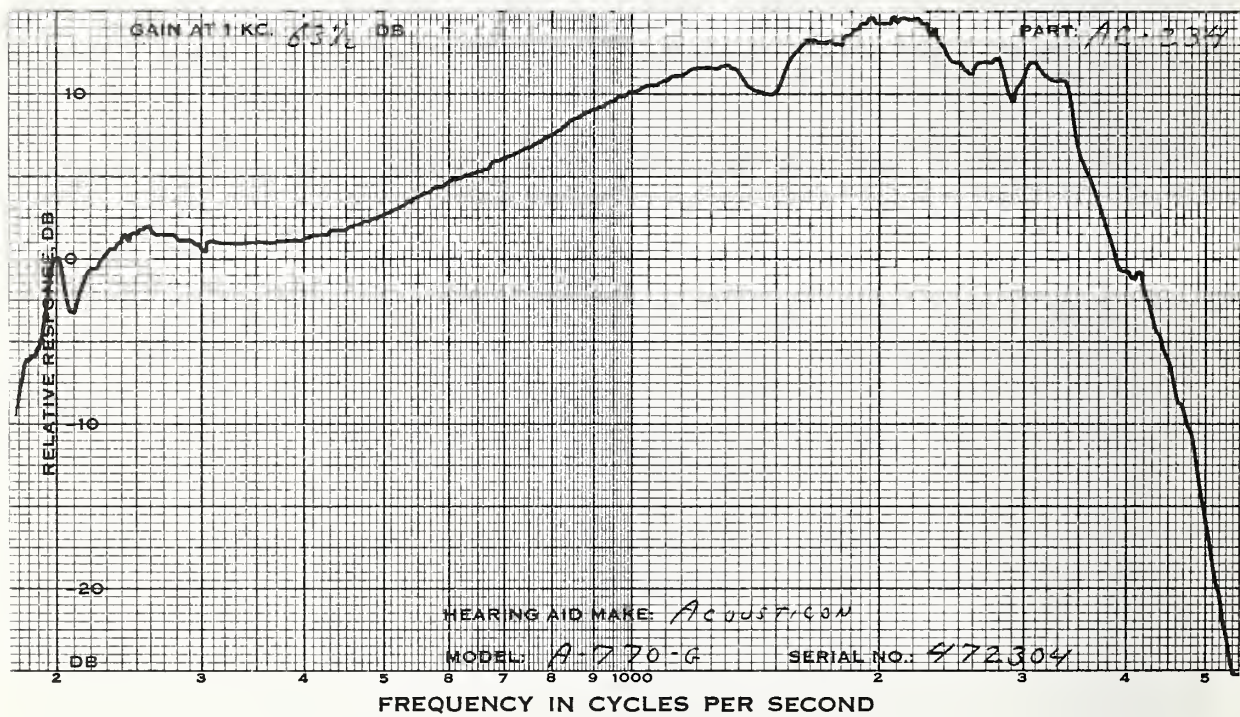
MEASUREMENTS WITH FULL VOL CONTROL

1KHZ GAIN DB	73.5	73.0	74.0
MPO, RANDOM NOISE INPUT LEVEL, DB	67.0	67.0	68.0
OUTPUT LEVEL DB	133.5	134.0	134.5

MEASUREMENTS WITH REDUCED VOLUME CONTROL SETTING

1KHZ GAIN DB	64.0	63.0	63.5
HARMONIC DIST @INPUT LEVEL DB	60.0 70.0	60.0 70.0	60.0 70.0
500 HZ %	5 13	4 8	3 9
700 HZ %	6 14	3 13	2 10
900 HZ %	7 13	4 15	4 13
MAX DIST %	7 14	4 15	4 13
FREQ OF MAX DIS	900 700	900 900	900 900
S/N RATIO DB			
1KHZ SIGNAL	45.5	48.0	47.5
S/HUM RATIO DB			
1KHZ SIGNAL	N.M.	N.M.	N.M.
BATTERY DRAIN, MA NO INPUT	3.9 3.9	3.3 3.3	3.6 3.6
65 DB INPUT	7.8 7.8	10.5 14.0	11.0 11.0
BATTERY VOLTAGE	1.43 1.42	1.40 1.40	1.40 1.42





ACOUSTICON
 MODEL:A1001 TONE:A TUBING:1 1/4 BATTERY:S13 EG

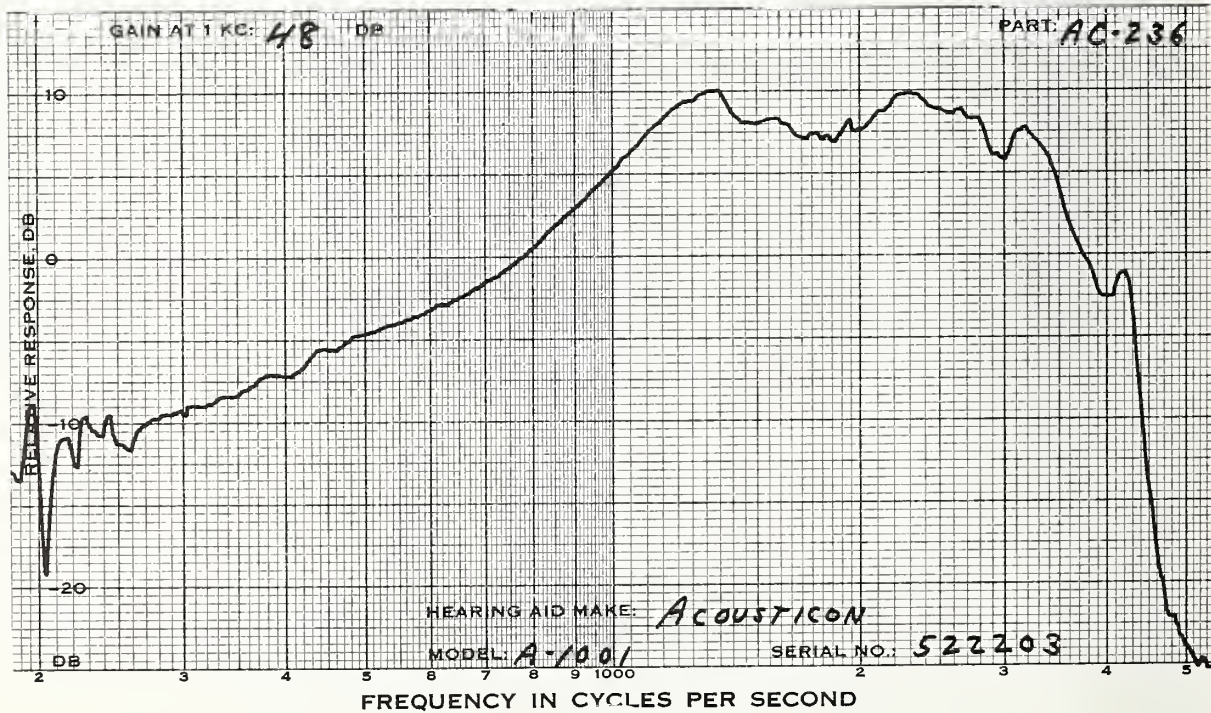
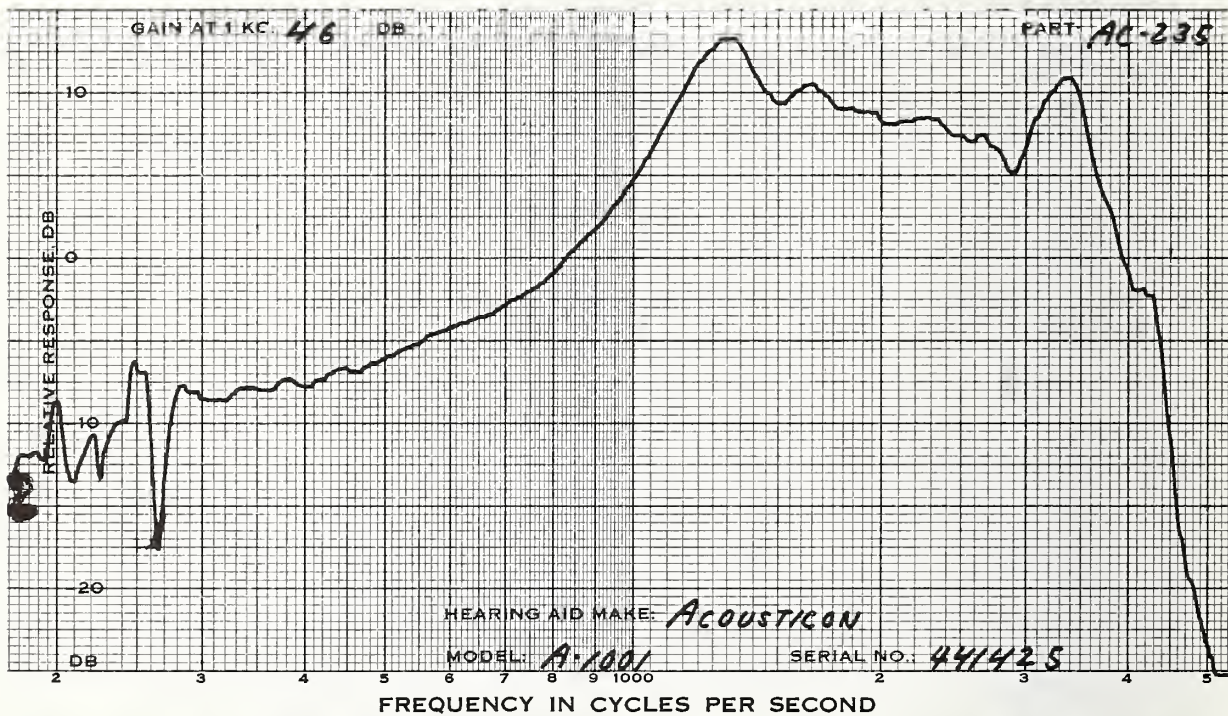
CODE	AC-235	AC-236	AC-237
SERIAL #	441425	522203	512116
DATE		FEB 21, 1973	

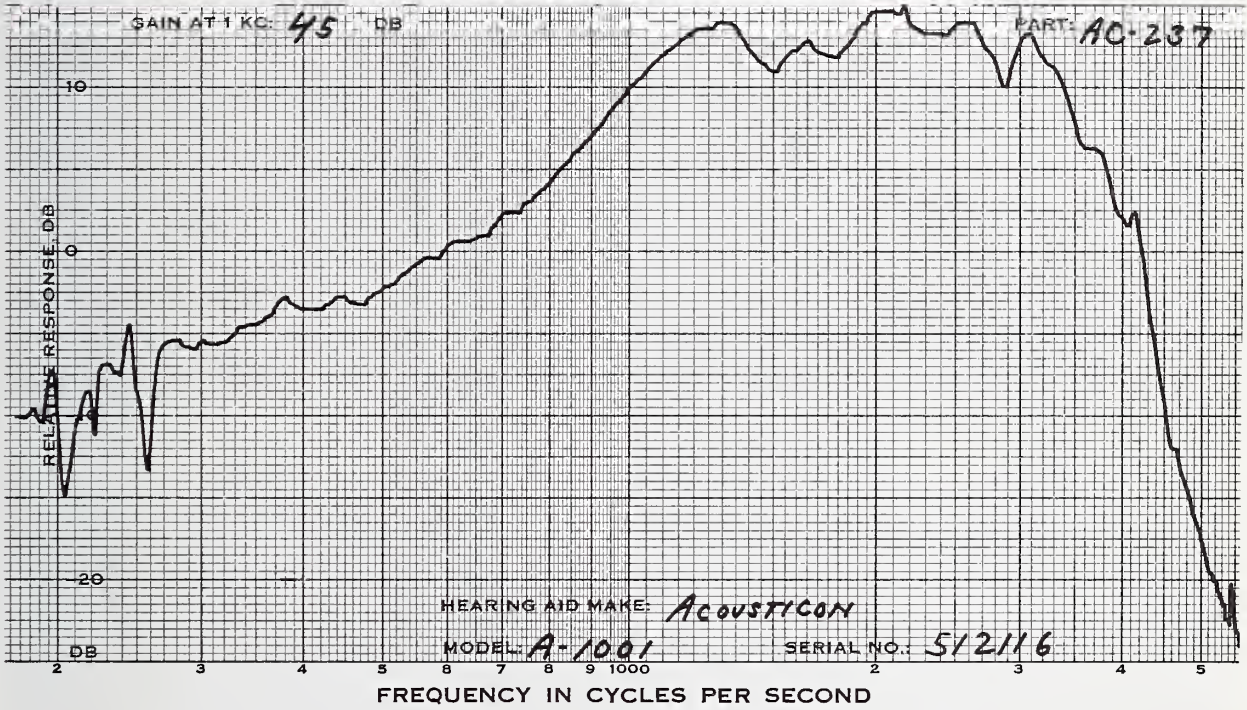
MEASUREMENTS WITH
 FULL VOL CONTROL

1KHZ GAIN DB	46.0	48.0	45.0
MPO, RANDOM NOISE INPUT LEVEL, DB	76.0	78.0	77.0
OUTPUT LEVEL DB	119.0	117.5	117.0

MEASUREMENTS WITH
 REDUCED VOLUME
 CONTROL SETTING

1KHZ GAIN DB	46.0(FULL)	48.0(FULL)	45.0(FULL)
HARMONIC DIST			
@INPUT LEVEL DB	61.0 71.0	60.0 70.0	60.0 70.0
500 HZ %	6 14	9 21	6 11
700 HZ %	6 17	5 15	3 10
900 HZ %	3 8	3 10	2 9
MAX DIST %	10 31	10 25	7 17
FREQ OF MAX DIS	661 633	578 628	603 622
S/N RATIO DB			
1KHZ SIGNAL	40.0	38.0	39.0
S/HUM RATIO DB			
1KHZ SIGNAL	N.M.	N.M.	N.M.
BATTERY DRAIN, MA			
NO INPUT	1.3	1.4	1.3
65 DB INPUT	1.3	1.4	1.3
BATTERY VOLTAGE	1.54	1.52	1.53





AUDIOTONE OE
 MODEL:A20 TONE:NONE TUBING:15/16 BATTERY:S76

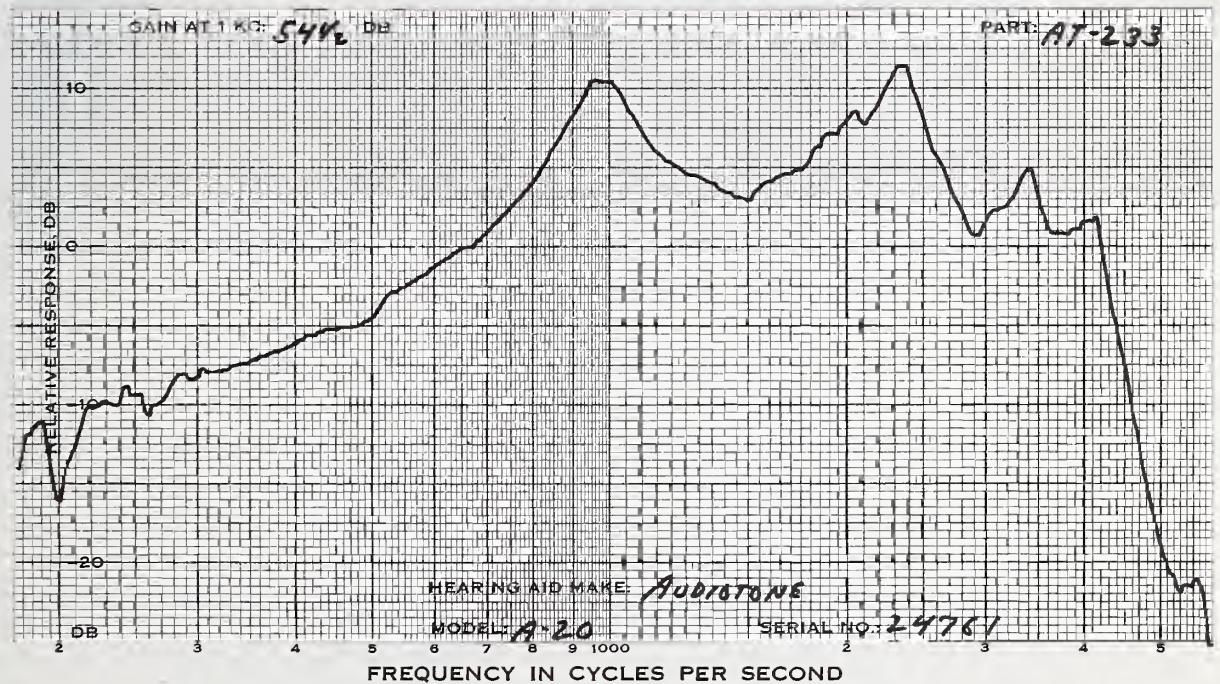
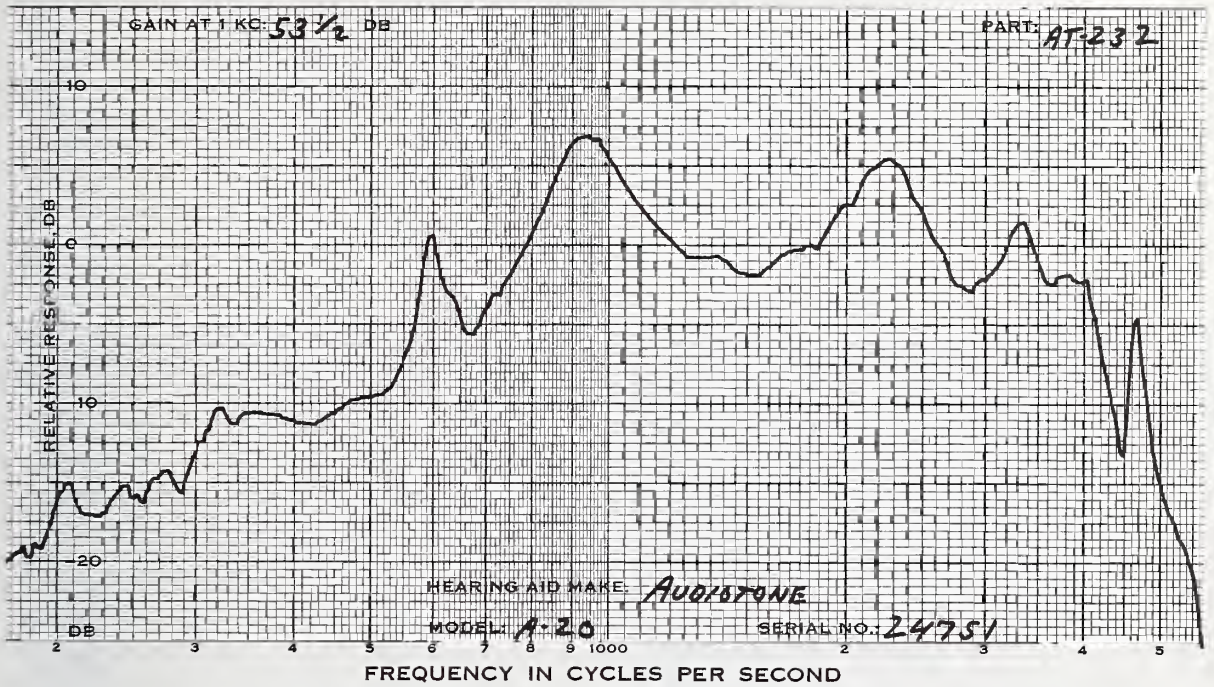
CODE	AT-232	AT-233	AT-234
SERIAL #	24751	24761	24770
DATE		FEB 28, 1973	

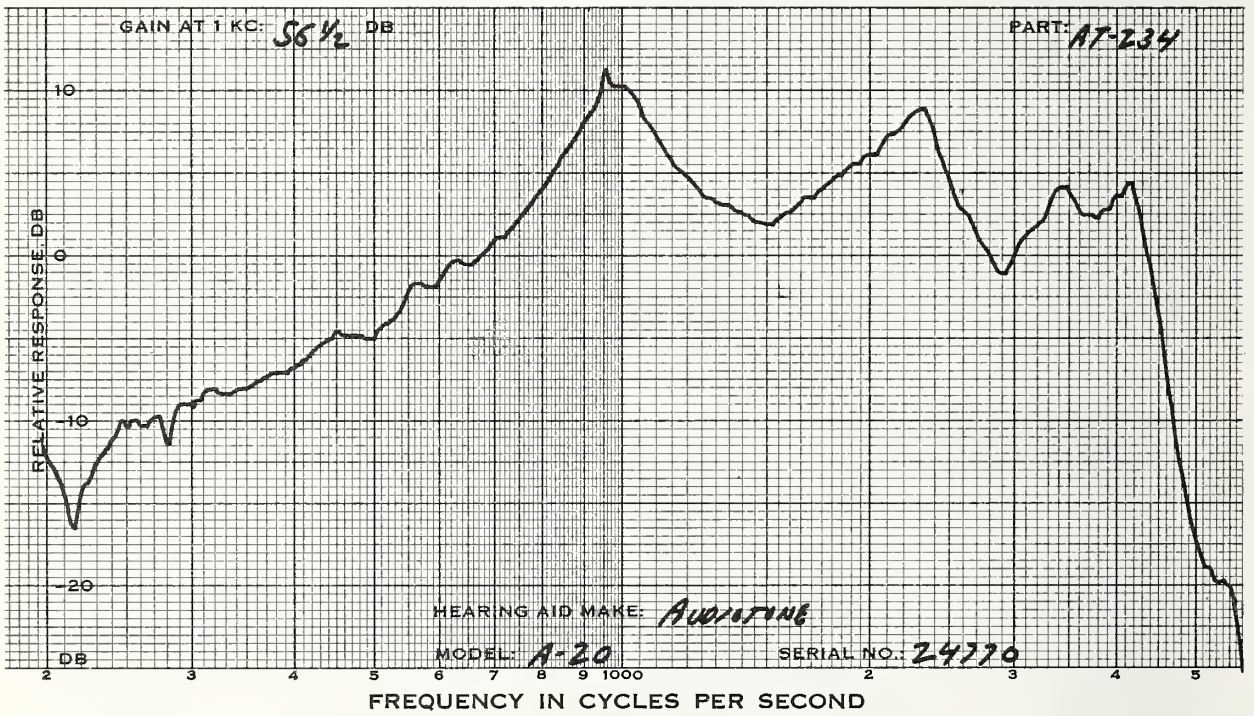
MEASUREMENTS WITH FULL VOL CONTROL

1KHZ GAIN DB	53.5	58.5	57.5
MPO, RANDOM NOISE INPUT LEVEL, DB	79.0	73.0	75.0
OUTPUT LEVEL DB	121.5	121.0	122.0

MEASUREMENTS WITH REDUCED VOLUME CONTROL SETTING

1KHZ GAIN DB	53.5(FULL)	54.5	56.5
HARMONIC DIST @INPUT LEVEL DB	61.0 71.0	60.0 70.0	60.0 70.0
500 HZ %	5 15	6 12	5 13
700 HZ %	2 5	1 3	1 3
900 HZ %	1 4	1 1	1 1
MAX DIST %	6 27	6 21	6 19
FREQ OF MAX DIS	591 585	500 1638	1763 1680
S/N RATIO DB			
1KHZ SIGNAL	47.5	50.0	49.5
S/HUM RATIO DB			
1KHZ SIGNAL	N.M.	N.M.	N.M.
BATTERY DRAIN, MA			
NO INPUT	2.3	2.3	2.3
65 DB INPUT	2.3	2.3	2.3
BATTERY VOLTAGE	1.55	1.55	1.53





AUDIOTONE OE HIGH PASS
 MODEL:A20-P5 TONE:NONE TUBING:15/16 BATTERY:S76

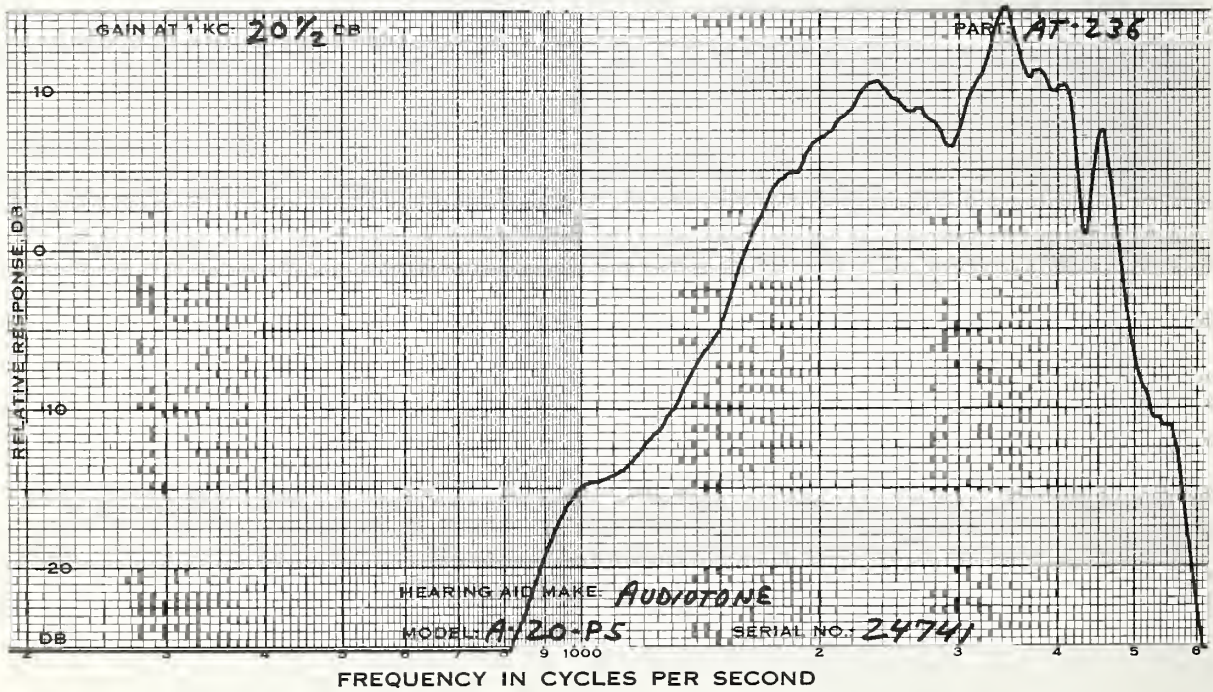
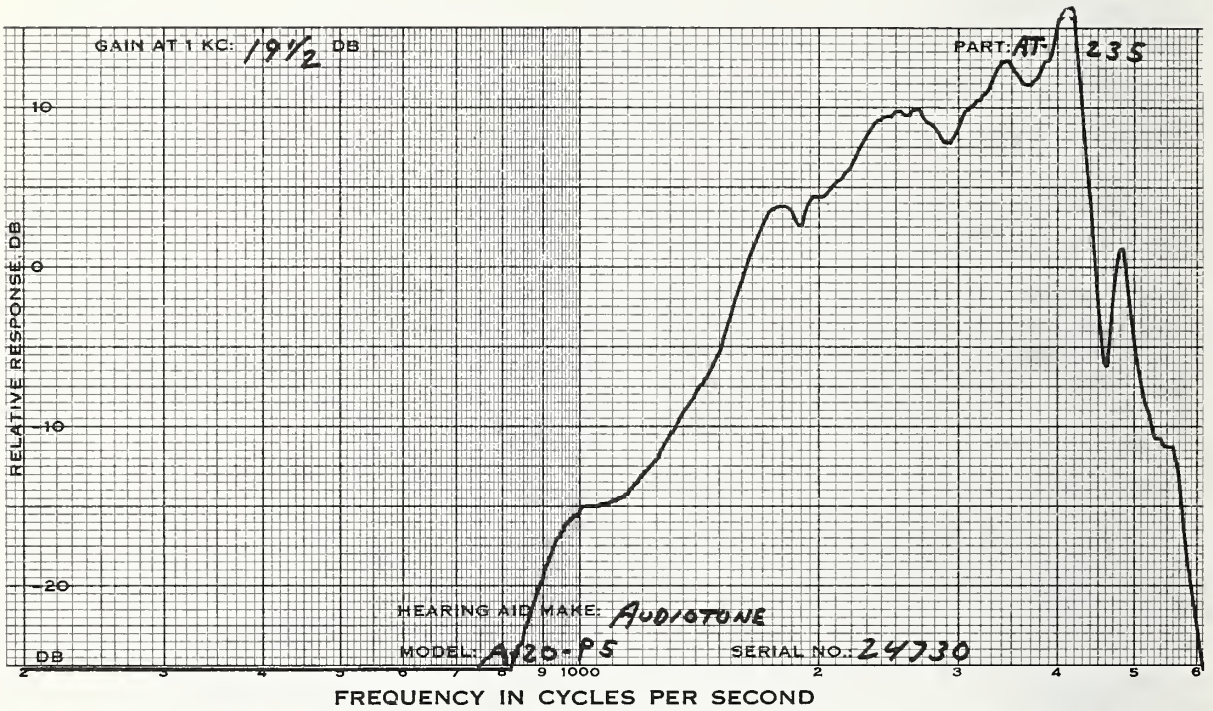
CODE	AT-235	AT-236	AT-237
SERIAL #	24730	24741	24772
DATE		FEB 27, 1973	

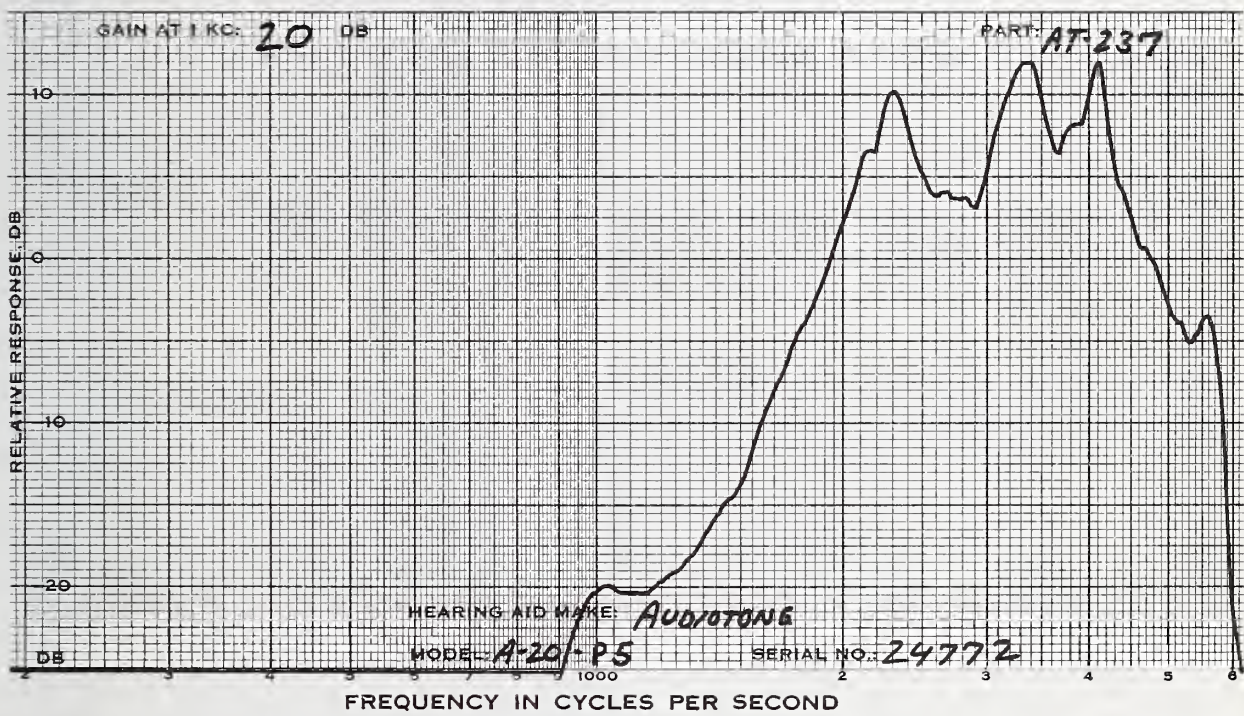
MEASUREMENTS WITH
 FULL VOL CONTROL

1KHZ GAIN DB	19.5	20.5	20.0
MPO, RANDOM NOISE			
INPUT LEVEL, DB	89.0	90.0	90.0
OUTPUT LEVEL DB	118.5	119.0	118.0

MEASUREMENTS WITH
 REDUCED VOLUME
 CONTROL SETTING

1KHZ GAIN DB	19.5(FULL)	20.5(FULL)	20.0(FULL)
HARMONIC DIST			
@INPUT LEVEL DB	69.0 79.0	70.0 80.0	70.0 80.0
900 HZ %	9 9	7 8	5 7
1500 HZ %	6 14	7 20	14 42
2000 HZ %	3 10	5 12	10 27
MAX DIST %	9 40	11 45	25 83
FREQ OF MAX DIS	900 1720	1800 1740	1680 1620
S/N RATIO DB			
1KHZ SIGNAL	20.5	21.5	20.0
S/HUM RATIO DB			
1KHZ SIGNAL	N.M.	N.M.	N.M.
BATTERY DRAIN, MA			
NO INPUT	2.7	2.3	2.8
65 DB INPUT	2.7	2.3	2.8
BATTERY VOLTAGE	1.55	1.54	1.54
S/N 2KHZ	40.0	43.5	43.0





AUDIOTONE OE
 MODEL:A-22 TONE:NONE TUBING:15/16 BATTERY:S13

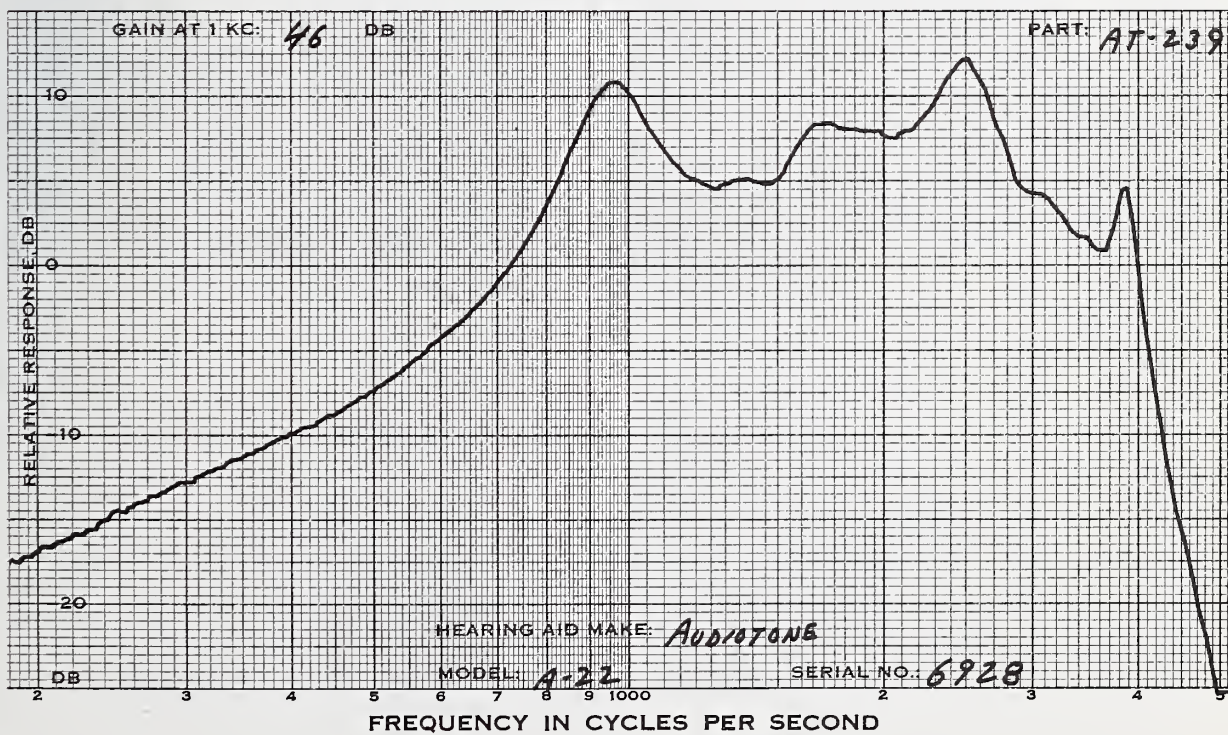
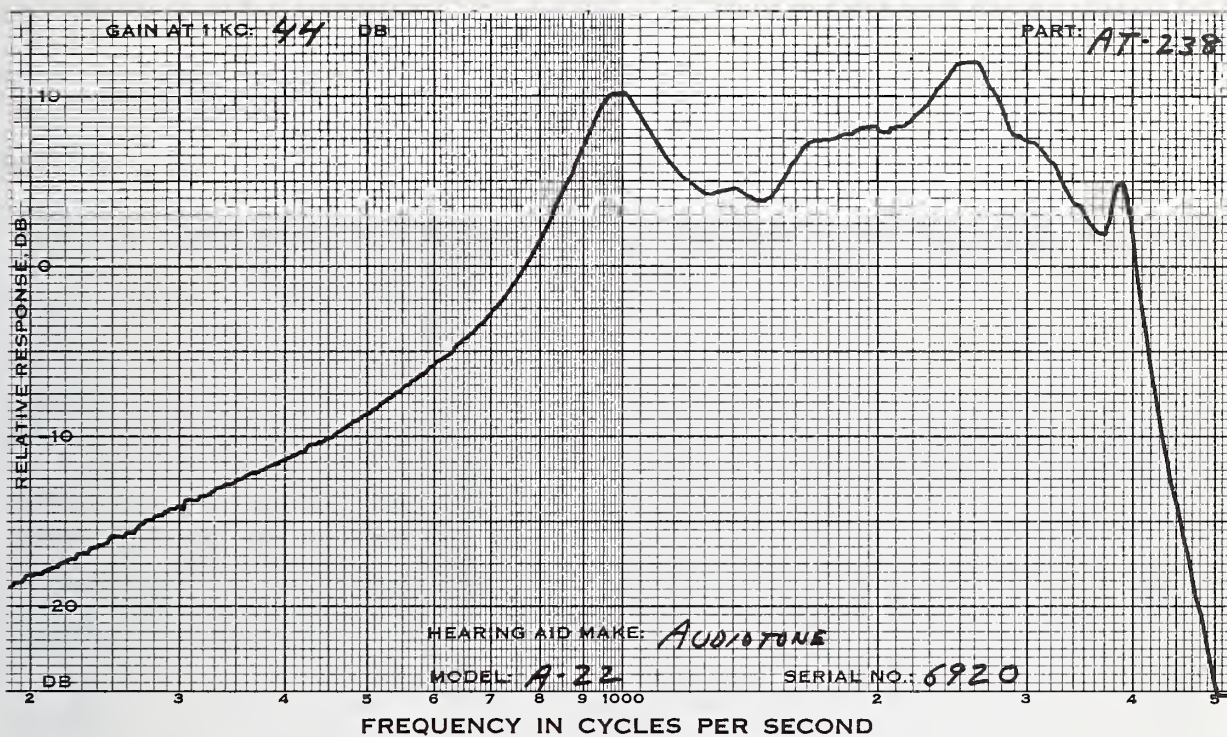
CODE	AT-238	AT-239	AT-240
SERIAL #	6920	6928	6940
DATE		FEB 23, 1973	

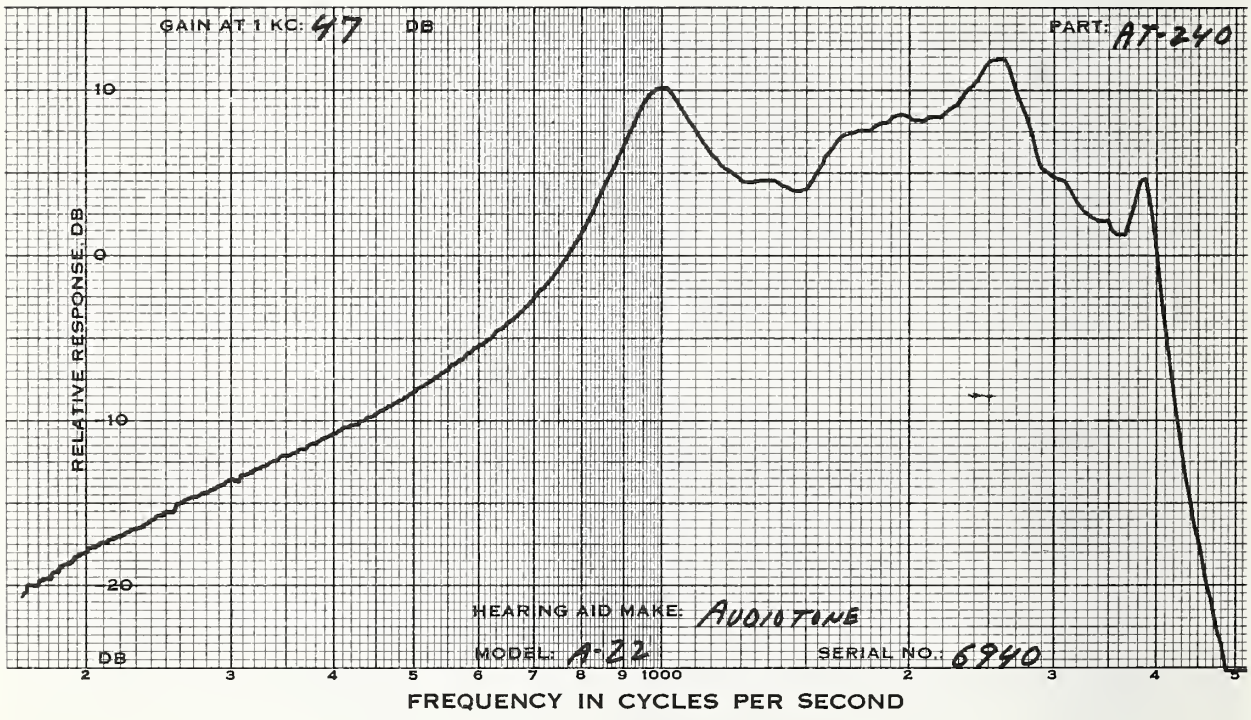
MEASUREMENTS WITH
 FULL VOL CONTROL

1KHZ GAIN DB	53.0	53.0	56.5
MPO, RANDOM NOISE INPUT LEVEL, DB	70.0	73.0	70.0
OUTPUT LEVEL DB	113.0	114.0	115.0

MEASUREMENTS WITH
 REDUCED VOLUME
 CONTROL SETTING

1KHZ GAIN DB	44.0	46.0	47.0
HARMONIC DIST			
@INPUT LEVEL DB	60.0 70.0	60.0 70.0	60.0 70.0
500 HZ %	13 39	10 29	8 24
700 HZ %	4 12	3 8	2 7
900 HZ %	2 24	3 7	2 6
MAX DIST %	13 39	10 29	8 24
FREQ OF MAX DIS	500 500	500 500	500 500
S/N RATIO DB			
1KHZ SIGNAL	46.5	46.5	48.5
S/HUM RATIO DB			
1KHZ SIGNAL	N.M.	N.M.	N.M.
BATTERY DRAIN, MA			
NO INPUT	.7	.7	.8
65 DB INPUT	.7	.7	.8
BATTERY VOLTAGE	1.54	1.52	1.54





AUDIOTONE
 MODEL:A-23 TONE:NONE TUBING:15/16 BATTERY:S76

OE

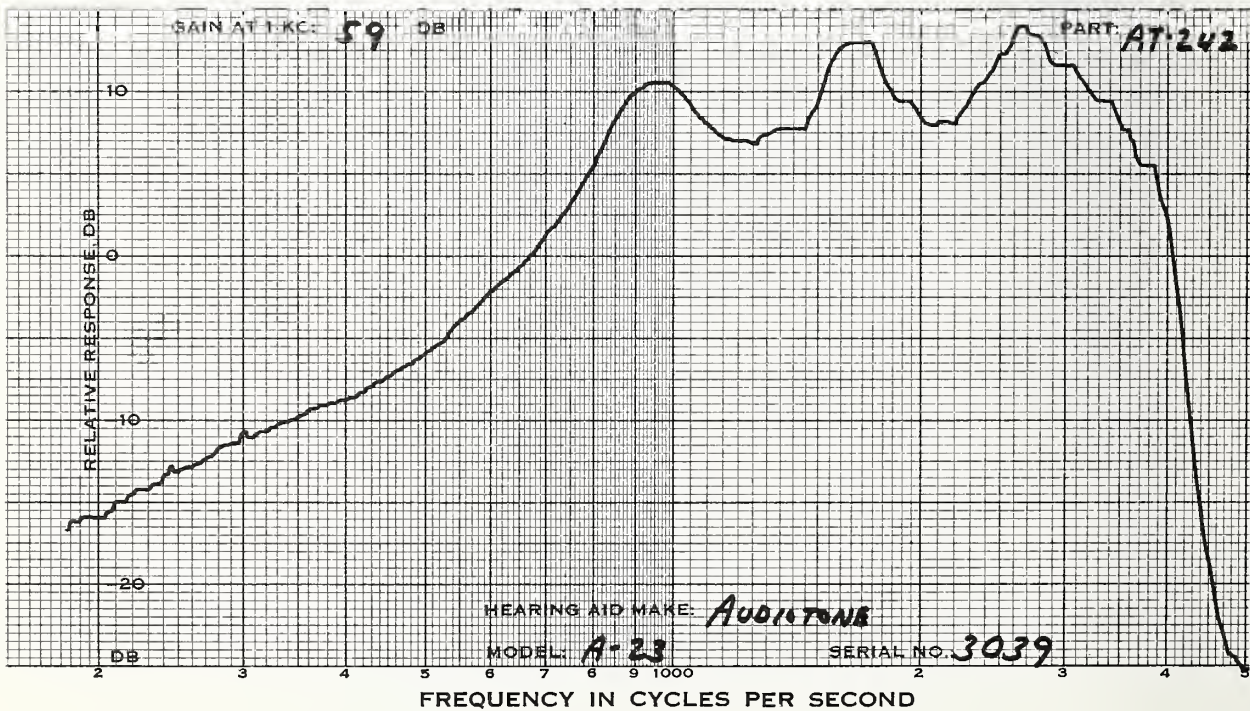
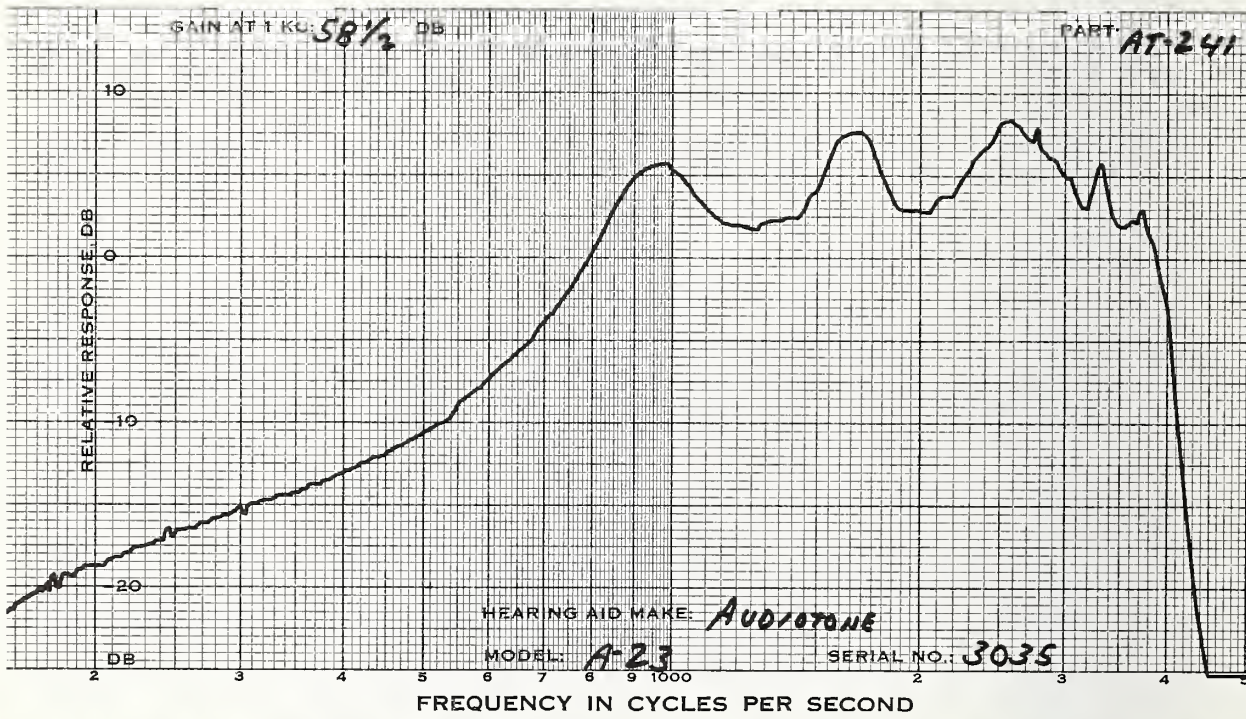
CODE	AT-241	AT-242	AT-243
SERIAL #	3035	3039	3084
DATE		FEB 28, 1973	

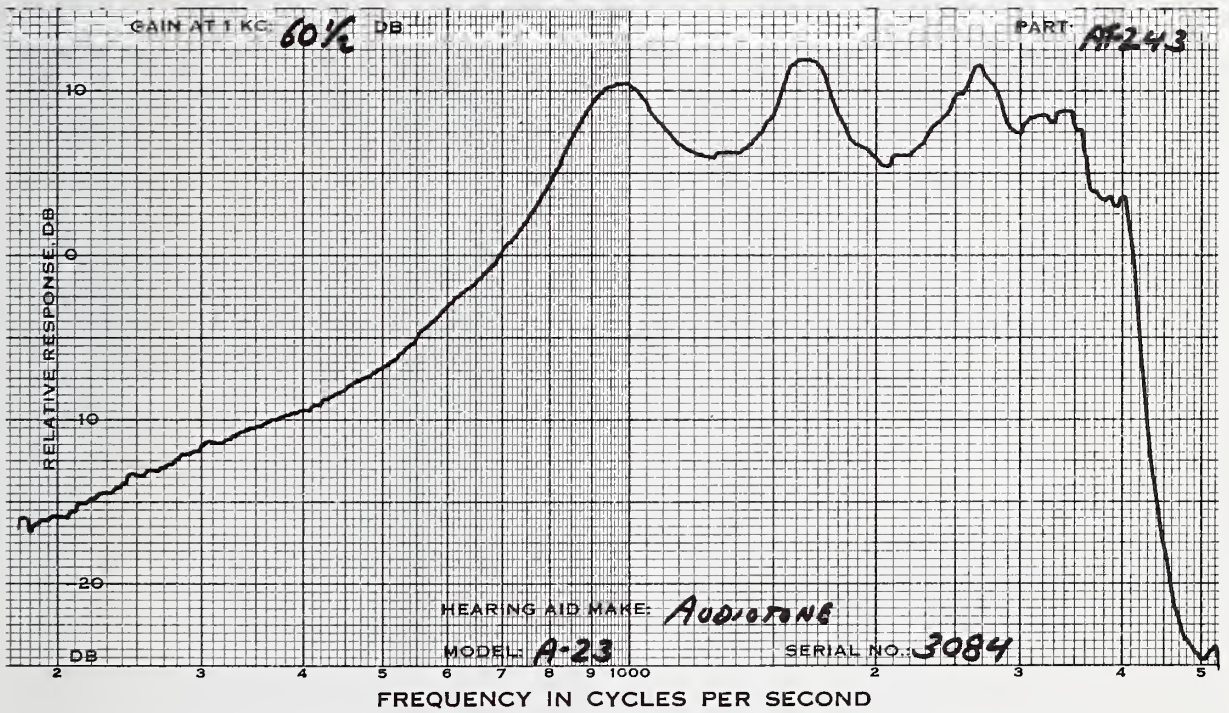
MEASUREMENTS WITH
 FULL VOL CONTROL

1KHZ GAIN DB	65.0	66.5	65.0
MPO, RANDOM NOISE			
INPUT LEVEL, DB	74.0	73.0	72.5
OUTPUT LEVEL DB	128.5	128.0	128.0

MEASUREMENTS WITH
 REDUCED VOLUME
 CONTROL SETTING

1KHZ GAIN DB	58.5	59.0	60.5
HARMONIC DIST			
∅INPUT LEVEL DB	60.0 70.0	60.0 70.0	60.0 70.0
500 HZ %	8 8	11 15	6 17
700 HZ %	1 4	3 6	2 9
900 HZ %	1 2	1 5	1 7
MAX DIST %	8 8	4 12	6 17
FREQ OF MAX DIS	500 500	1327 1327	500 500
S/N RATIO DB			
1KHZ SIGNAL	44.0	50.0	46.0
S/HUM RATIO DB			
1KHZ SIGNAL	N.M.	N.M.	N.M.
BATTERY DRAIN, MA			
NO INPUT	.9	.7	.8
65 DB INPUT	2.1	2.1	2.1
BATTERY VOLTAGE	1.53	1.55	1.55





AUDIOTONE OE
 MODEL:A-24 TONE:NONE TUBING:15/16 BATTERY:S41

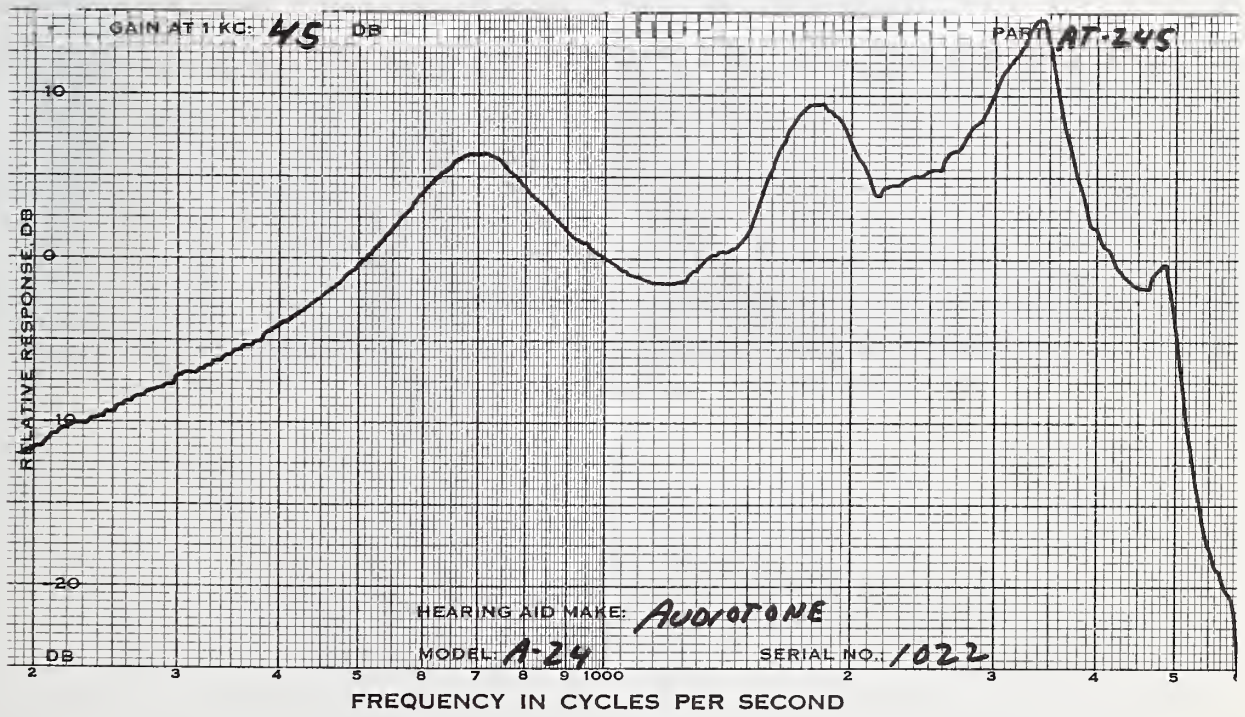
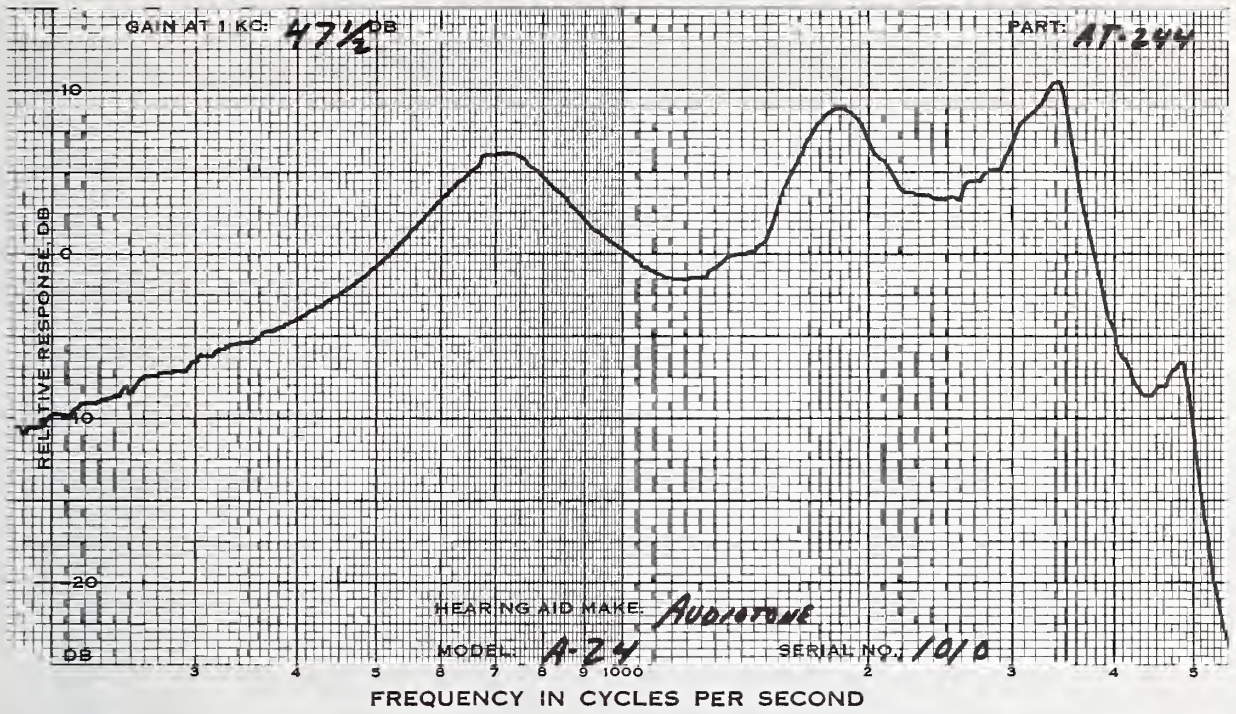
CODE	AT-244	AT-245	AT-246
SERIAL #	1010	1022	1049
DATE		FEB 28, 1973	

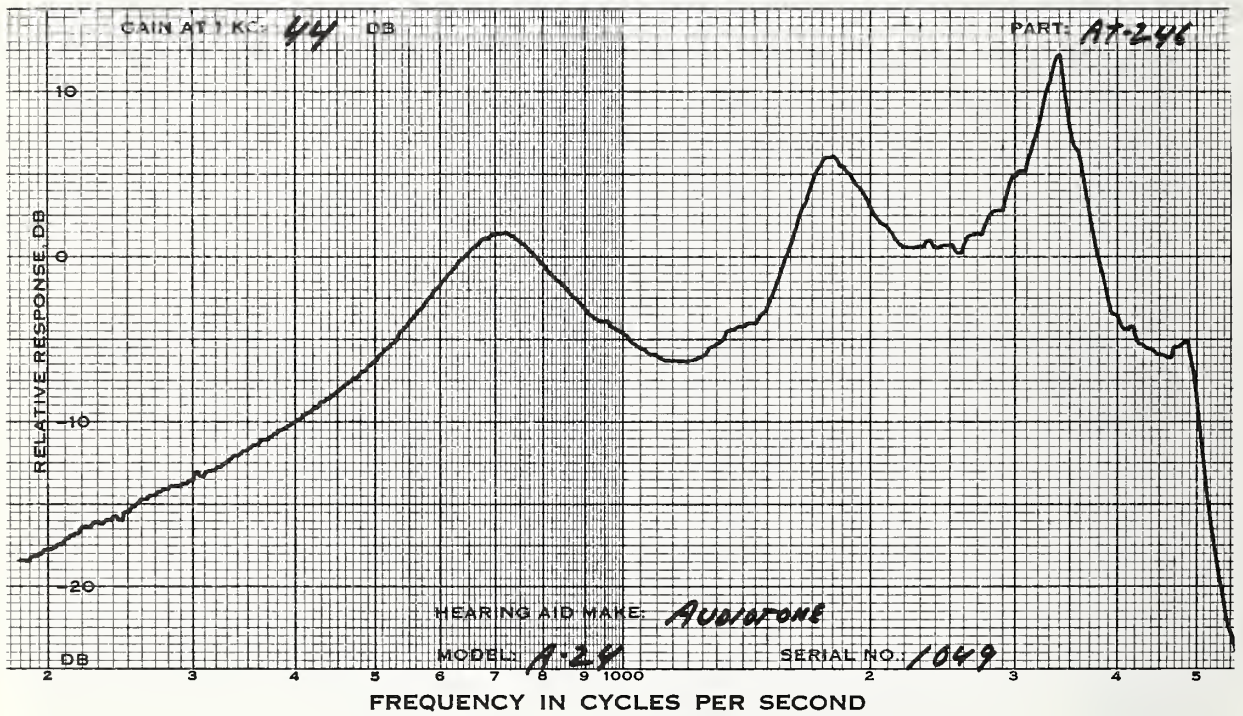
MEASUREMENTS WITH FULL VOL CONTROL

1KHZ GAIN DB	47.5	46.0	46.0
MPO, RANDOM NOISE INPUT LEVEL, DB	77.0	76.0	76.0
OUTPUT LEVEL DB	122.0	121.0	121.0

MEASUREMENTS WITH REDUCED VOLUME CONTROL SETTING

1KHZ GAIN DB	47.5(FULL)	45.0	44.0
HARMONIC DIST @INPUT LEVEL DB	60.0 70.0	60.0 70.0	60.0 70.0
500 HZ %	1 4	1 3	1 3
700 HZ %	0 1	0 1	0 0
900 HZ %	1 8	0 5	1 3
MAX DIST %	1 21	1 25	1 27
FREQ OF MAX DIS	900 1691	500 1690	500 1686
S/N RATIO DB			
1KHZ SIGNAL	36.0	37.5	37.0
S/HUM RATIO DB			
1KHZ SIGNAL	N.M.	N.M.	N.M.
BATTERY DRAIN, MA			
NO INPUT	2.4	2.3	2.3
65 DB INPUT	2.4	2.3	2.3
BATTERY VOLTAGE	1.55	1.55	1.55





AUDIOTONE
 MODEL: B221 TONE: NONE TUBING: 1 1/2 BATTERY: S76

EG

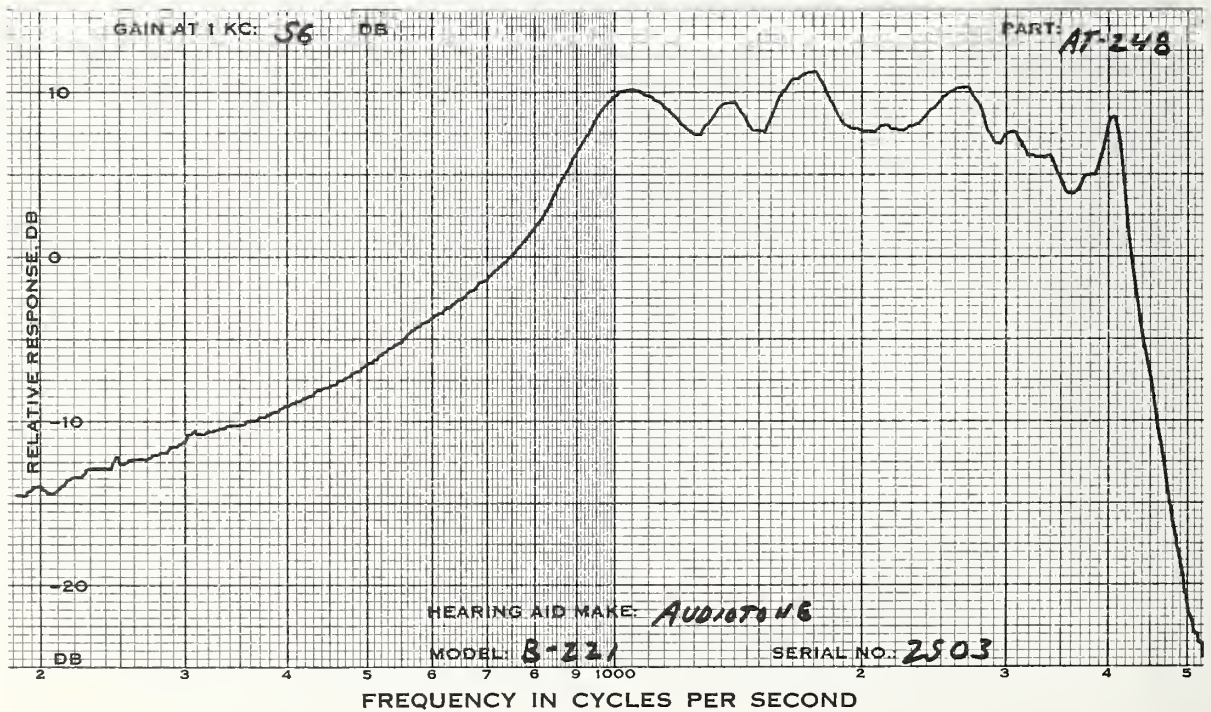
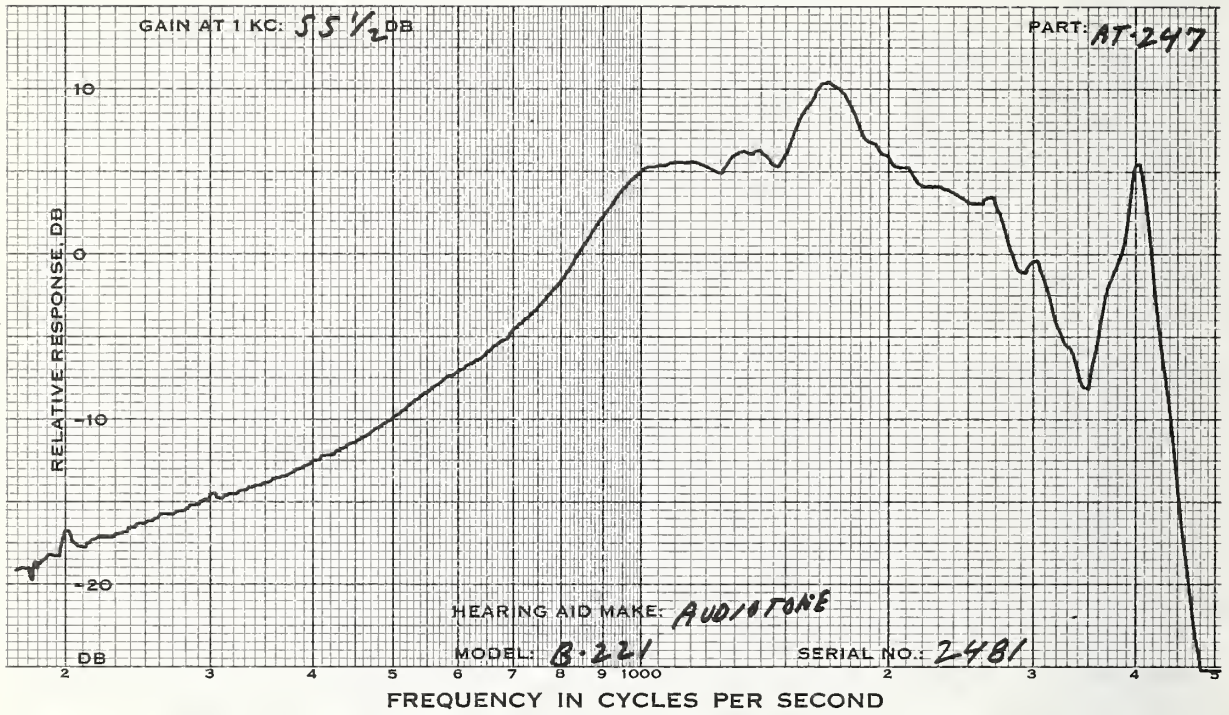
CODE	AT-247	AT-248	AT-249
SERIAL #	2481	2503	2516
DATE		MAR 15, 1973	

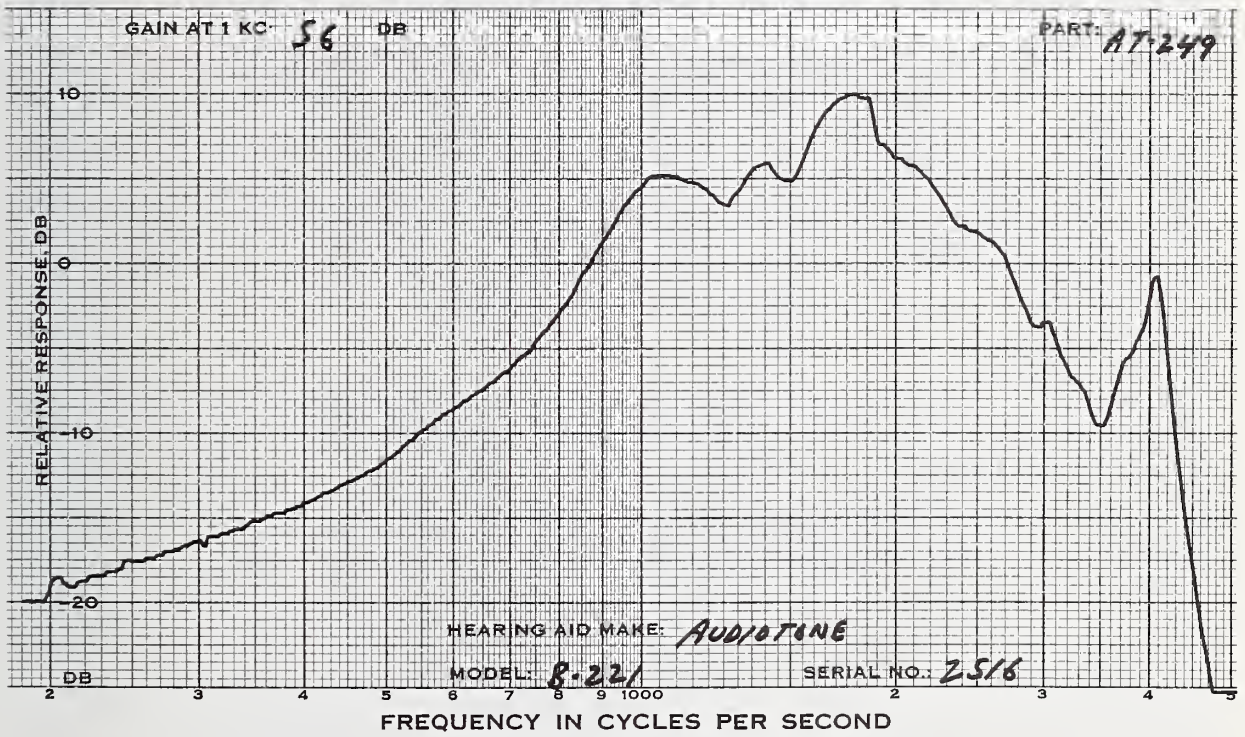
MEASUREMENTS WITH
 FULL VOL CONTROL

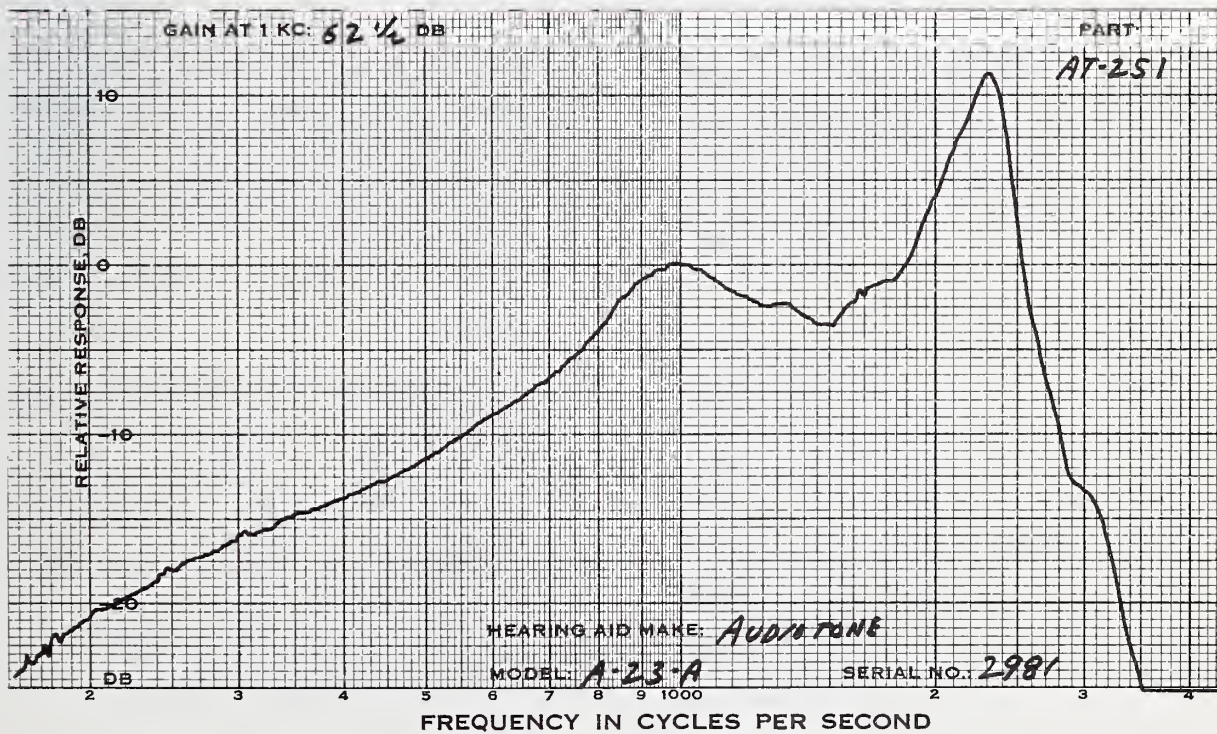
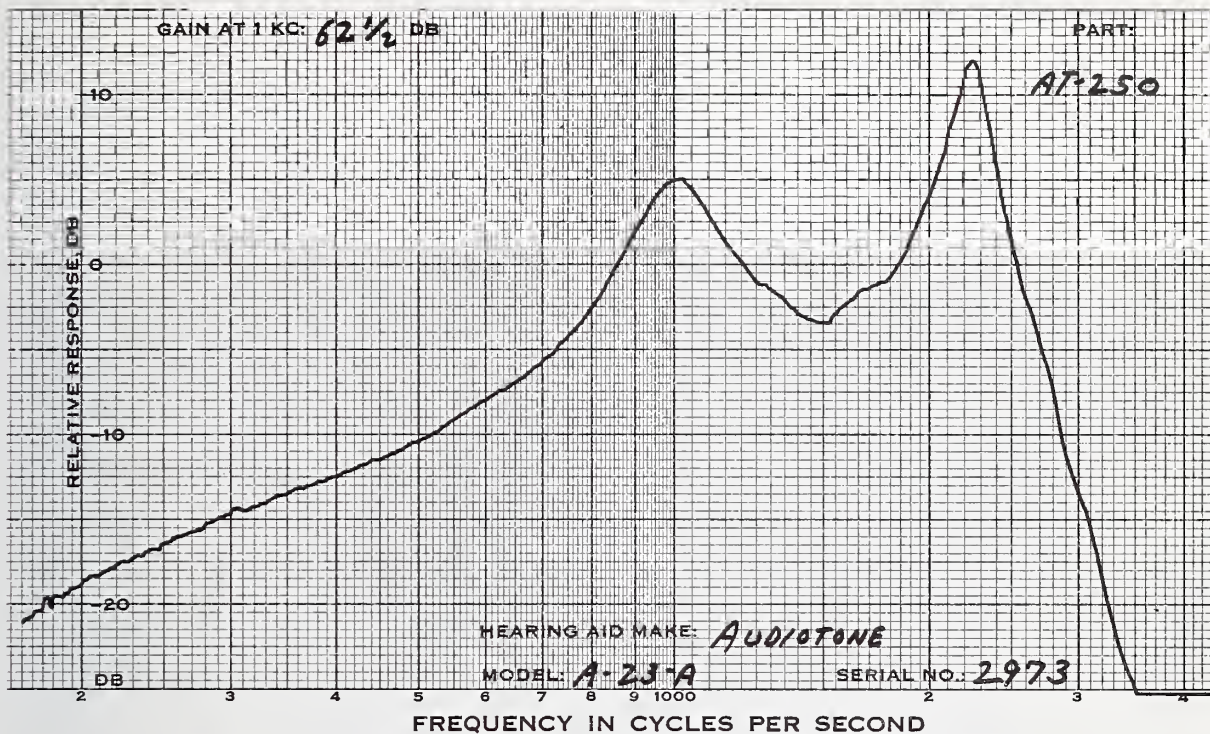
1KHZ GAIN DB	63.5	64.0	63.0
MPO, RANDOM NOISE			
INPUT LEVEL, DB	72.0	74.0	75.0
OUTPUT LEVEL DB	124.5	125.0	125.5

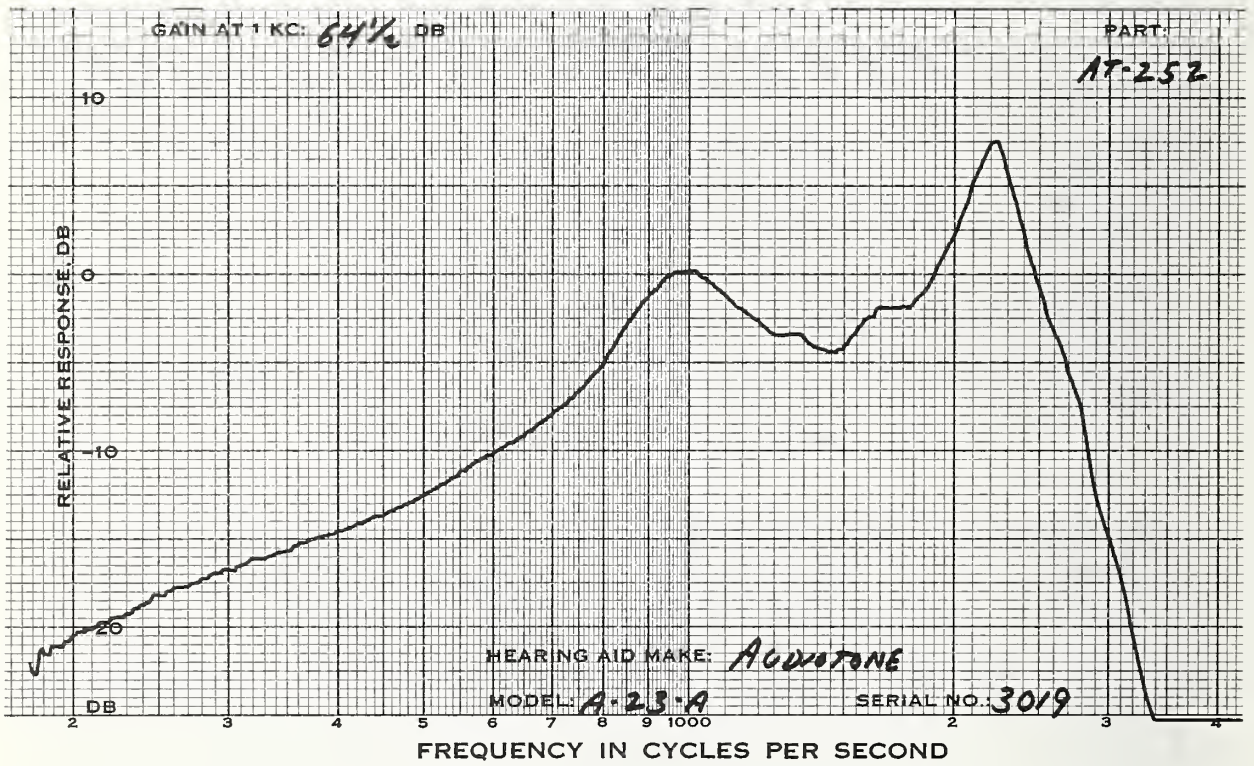
MEASUREMENTS WITH
 REDUCED VOLUME
 CONTROL SETTING

1KHZ GAIN DB	55.5	56.0	56.0
HARMONIC DIST			
@INPUT LEVEL DB	60.0 70.0	60.0 70.0	60.0 70.0
500 HZ %	8 10	12 12	8 13
700 HZ %	2 5	4 4	1 6
900 HZ %	1 2	2 3	0 0
MAX DIST %	8 10	12 12	8 13
FREQ OF MAX DIS	500 500	500 500	500 500
S/N RATIO DB			
1KHZ SIGNAL	44.5	45.0	44.0
S/HUM RATIO DB			
1KHZ SIGNAL	N.M.	N.M.	N.M.
BATTERY DRAIN, MA			
NO INPUT	1.0	.9	1.0
65 DB INPUT	1.2	1.7	3.1
BATTERY VOLTAGE	1.55	1.54	1.54









AUDIVOX
 MODEL:111RD TONE:NONE TUBING:1 11/16 BATTERY:S76

EG

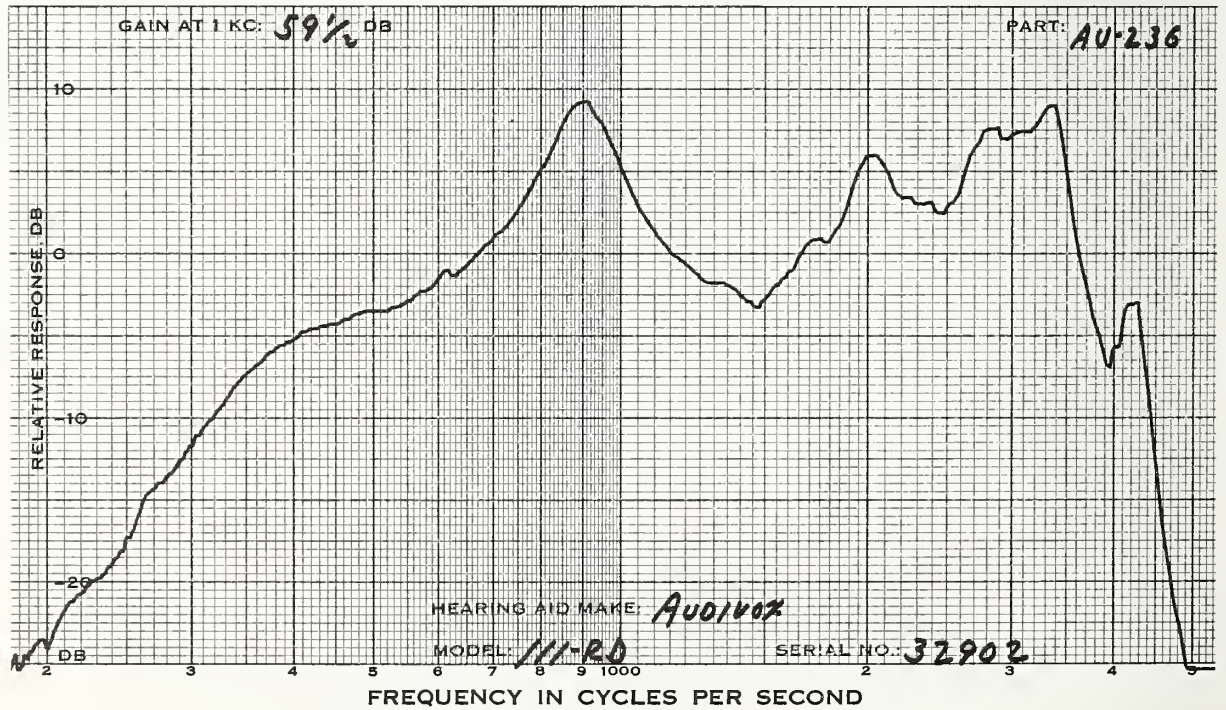
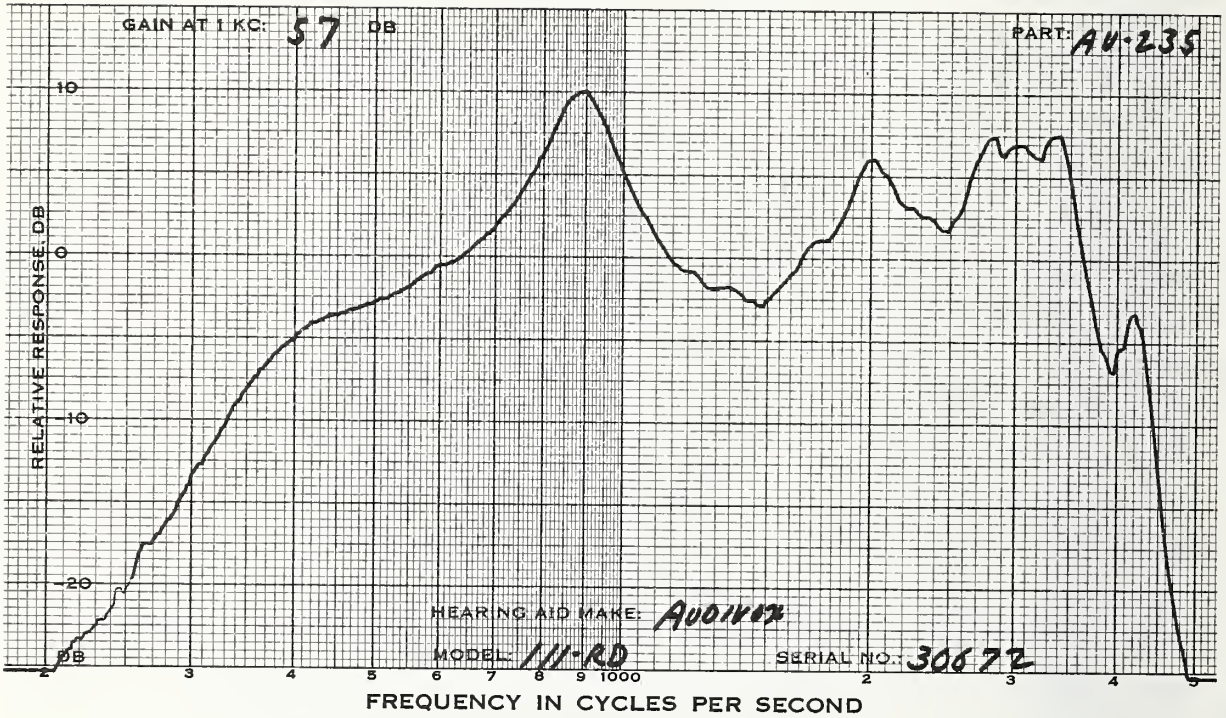
CODE	AU-235	AU-236	AU-237
SERIAL #	30672	32902	32913
DATE		APR 13, 1973	

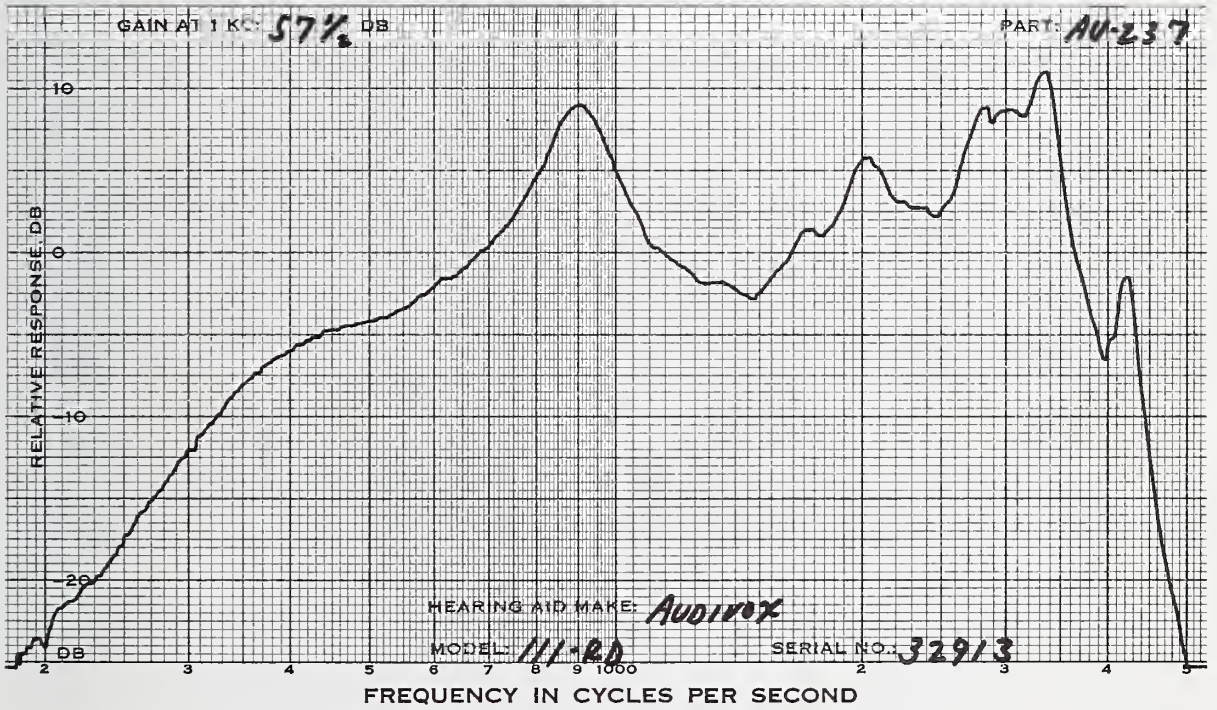
MEASUREMENTS WITH
 FULL VOL CONTROL

1KHZ GAIN DB	57.0	59.5	59.0
MPO, RANDOM NOISE			
INPUT LEVEL, DB	81.0	79.0	80.5
OUTPUT LEVEL DB	128.5	128.0	128.0

MEASUREMENTS WITH
 REDUCED VOLUME
 CONTROL SETTING

1KHZ GAIN DB	57.0(FULL)	59.5(FULL)	57.5
HARMONIC DIST			
@INPUT LEVEL DB	61.5 71.5	60.0 70.0	60.0 70.0
500 HZ %	3 6	4 8	6 8
700 HZ %	1 1	1 1	1 2
900 HZ %	0 2	0 0	0 1
MAX DIST %	3 6	4 8	6 8
FREQ OF MAX DIS	500 500	500 500	500 500
S/N RATIO DB			
1KHZ SIGNAL	43.0	44.0	42.5
S/HUM RATIO DB			
1KHZ SIGNAL	N.M.	N.M.	N.M.
BATTERY DRAIN, MA			
NO INPUT	.7	.8	.9
65 DB INPUT	2.1	2.0	2.4
BATTERY VOLTAGE	1.54	1.54	1.55





AUDIVOX EG
 MODEL:111XR TONE:NONE EARPHONE:F2 BATTERY:S76

CODE	AU-238	AU-239	AU-240
SERIAL #	32984	32986	32987
DATE		APR 13, 1973	

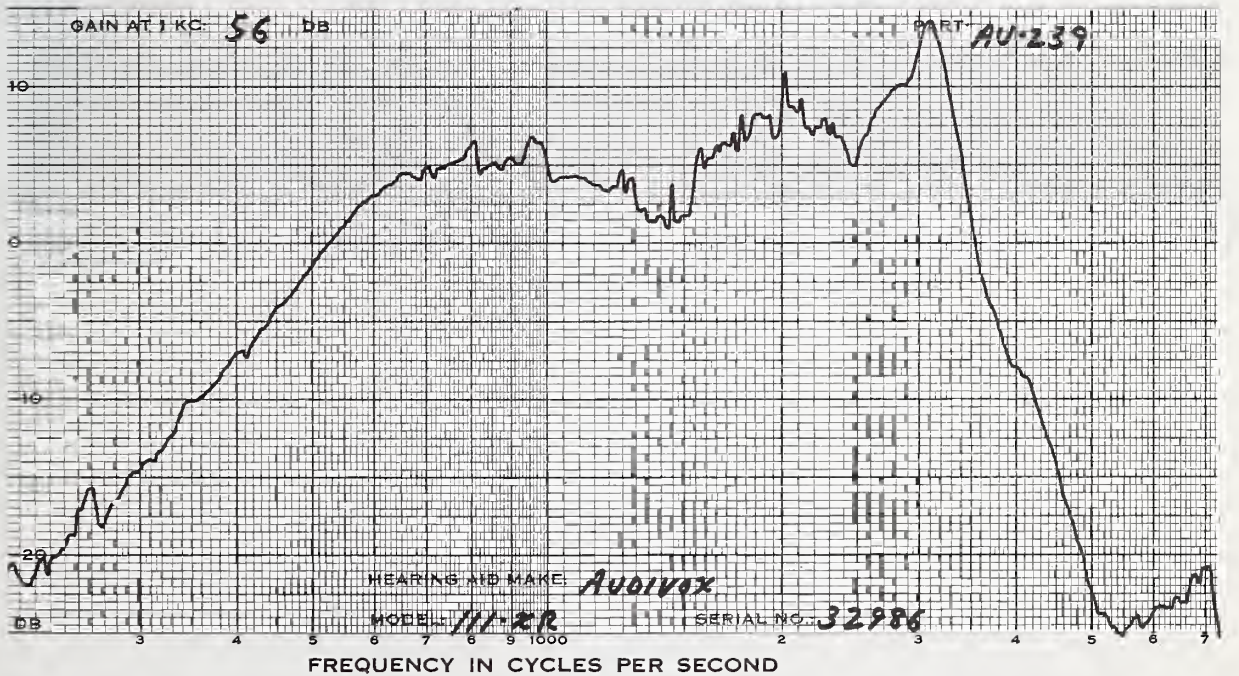
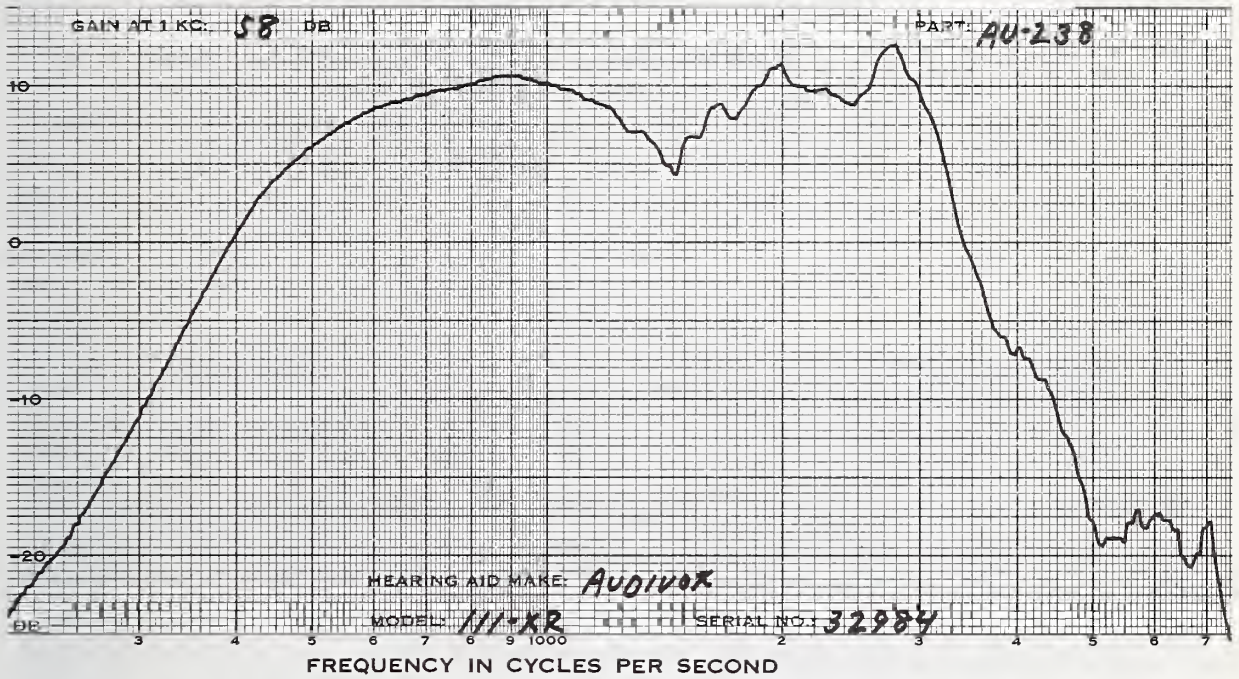
MEASUREMENTS WITH
 FULL VOL CONTROL

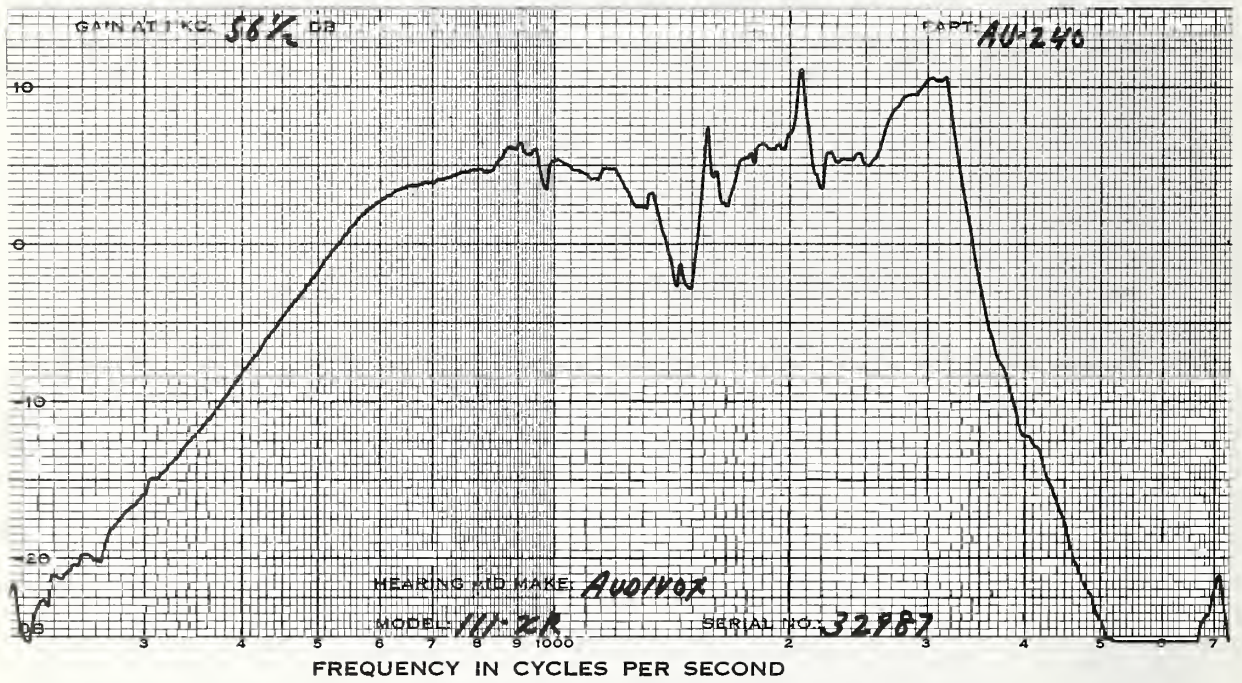
1KHZ GAIN DB	58.0	56.0	56.5
MPO, RANDOM NOISE			
INPUT LEVEL, DB	82.0	81.0	80.5
OUTPUT LEVEL DB	132.0	129.5	131.0

MEASUREMENTS WITH
 REDUCED VOLUME
 CONTROL SETTING

1KHZ GAIN DB	58.0(FULL)		56.0(FULL)		56.5(FULL)	
HARMONIC DIST						
@INPUT LEVEL DB	64.0	74.0	61.0	71.0	63.0	73.0
500 HZ %	7	4	1	3	6	5
700 HZ %	1	2	1	4	1	3
900 HZ %	3	5	1	2	4	5
MAX DIST %	7	5	6	5	6	5
FREQ OF MAX DIS	500	900	1530	770	500	900
S/N RATIO DB						
1KHZ SIGNAL	45.5		43.0		45.0	
S/HUM RATIO DB						
1KHZ SIGNAL	N.M.		N.M.		N.M.	
BATTERY DRAIN, MA						
NO INPUT	.8		.8		.9	
65 DB INPUT	3.7		3.5		3.7	
BATTERY VOLTAGE	1.53		1.55		1.54	

CROS HEARING AID WITH EXTERNAL RECEIVER.





AUDIVOX EG
 MODEL:112RD TONE:NONE TUBING:1 11/16 BATTERY:RM675

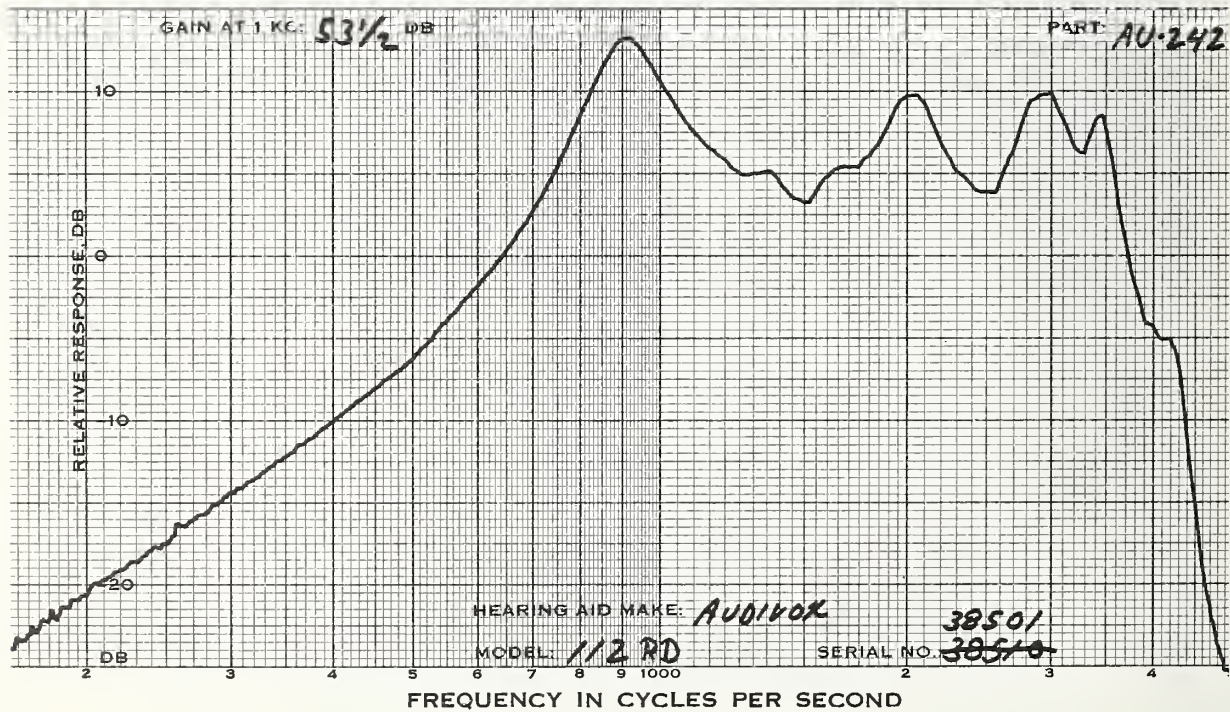
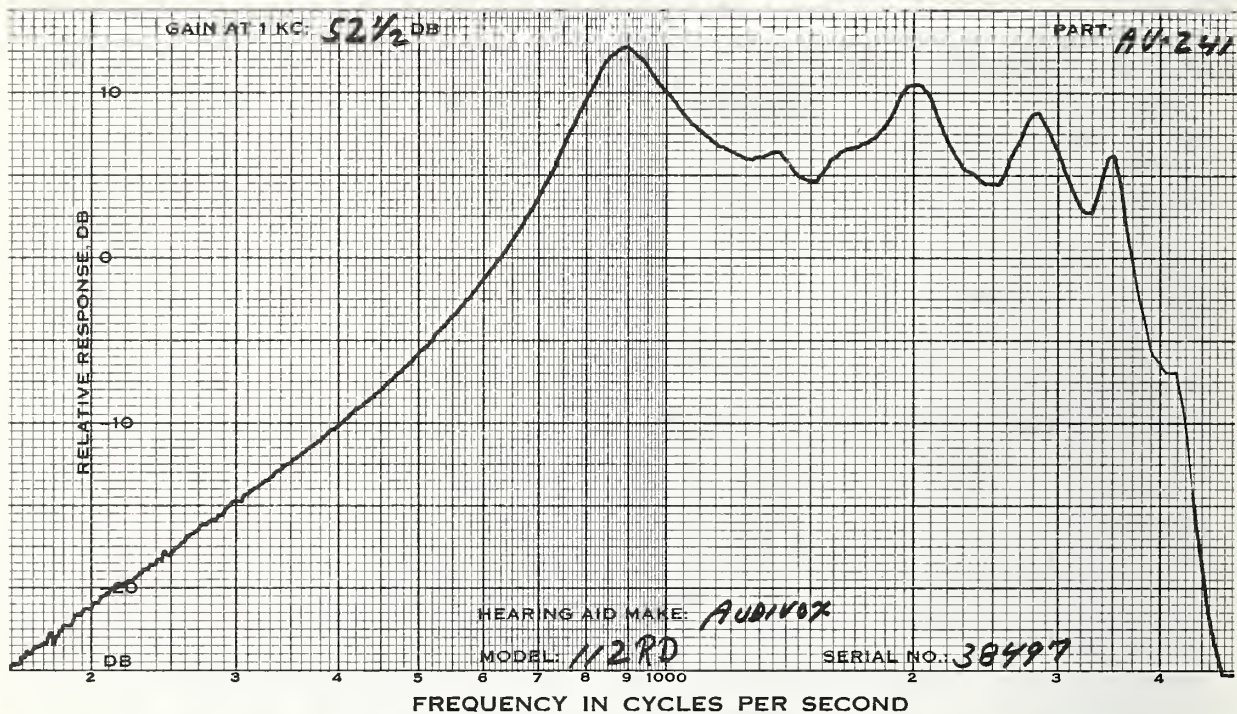
CODE	AU-241	AU-242	AU-243
SERIAL #	38497	38501	38504
DATE		MAR 1, 1973	

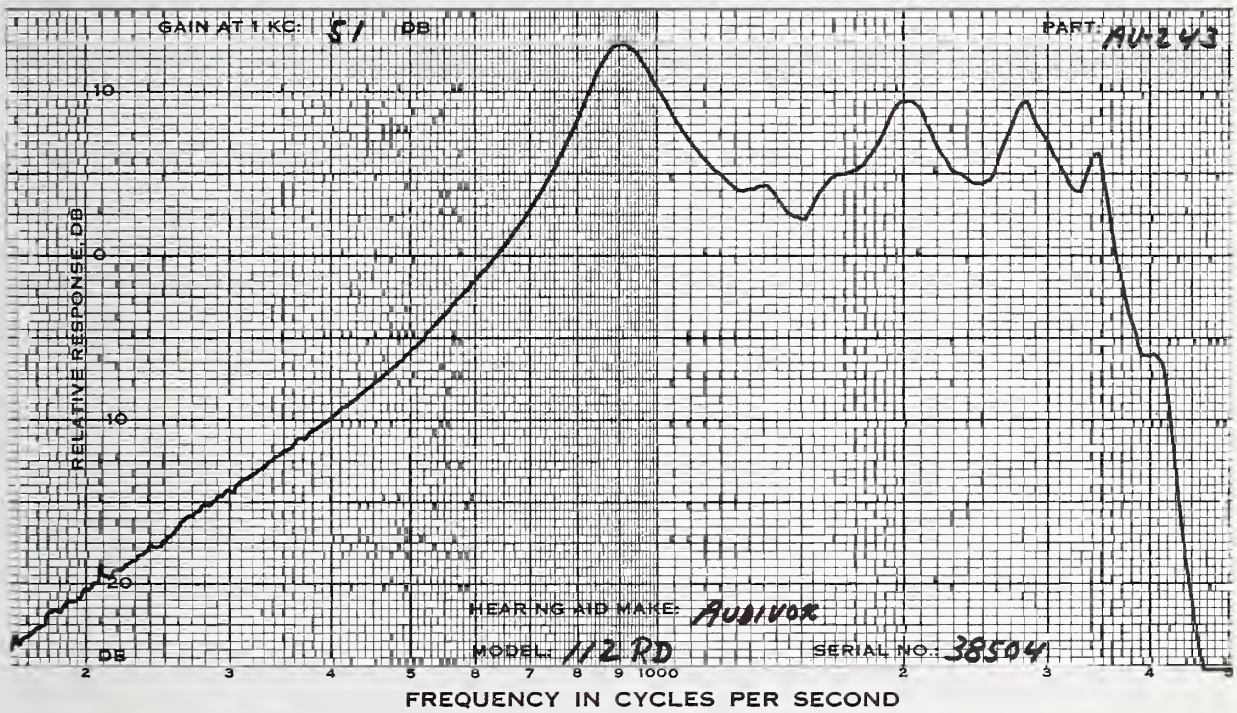
MEASUREMENTS WITH
FULL VOL CONTROL

1KHZ GAIN DB	52.5	54.5	51.0
MPO, RANDOM NOISE			
INPUT LEVEL, DB	77.0	77.5	77.0
OUTPUT LEVEL DB	121.0	121.0	120.0

MEASUREMENTS WITH
REDUCED VOLUME
CONTROL SETTING

1KHZ GAIN DB	52.5(FULL)	53.5	51.0(FULL)
HARMONIC DIST			
@INPUT LEVEL DB	60.0 70.0	60.0 70.0	61.0 71.0
500 HZ %	3 2	4 2	4 3
700 HZ %	1 1	0 1	1 1
900 HZ %	1 4	0 2	0 1
MAX DIST %	3 40	4 42	4 23
FREQ OF MAX DIS	500 1381	500 1446	500 1365
S/N RATIO DB			
1KHZ SIGNAL	45.0	45.0	45.5
S/HUM RATIO DB			
1KHZ SIGNAL	N.M.	N.M.	N.M.
BATTERY DRAIN, MA			
NO INPUT	1.5	1.5	1.8
65 DB INPUT	1.5	1.5	1.8
BATTERY VOLTAGE	1.40	1.38	1.45





AUDIVOX OE
 MODEL:115 RD TONE:NONE TUBING:1 BATTERY:S76

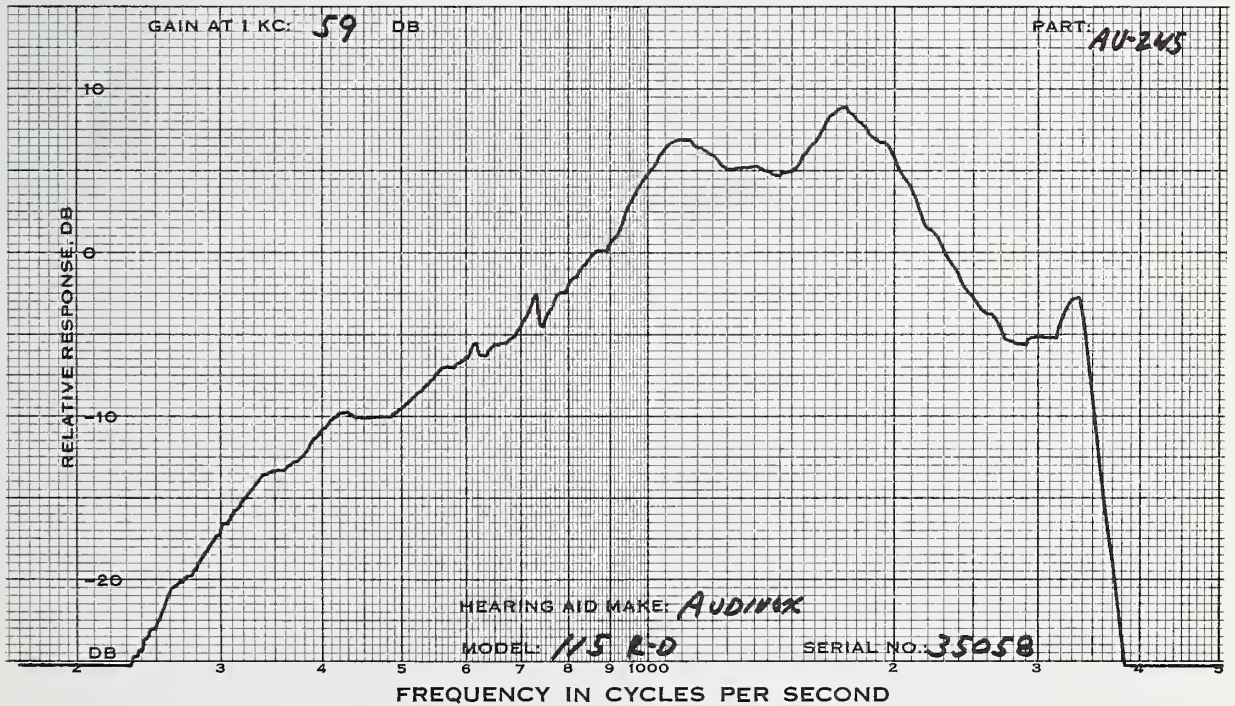
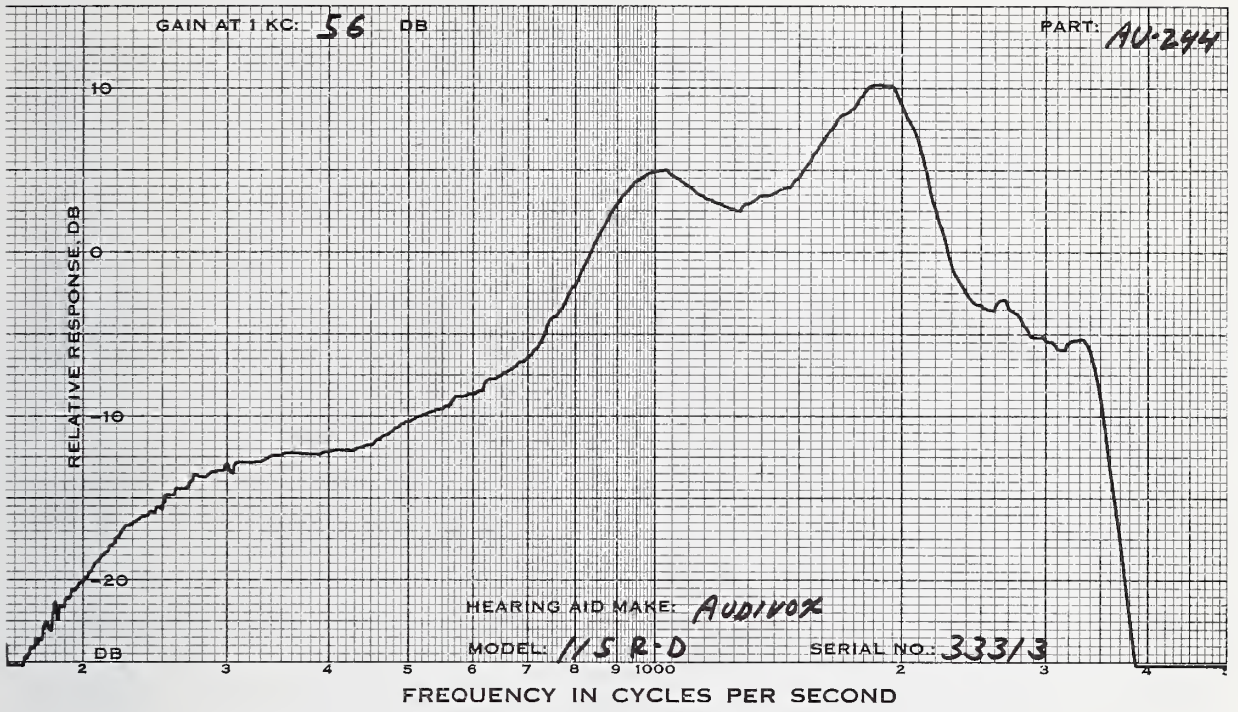
CCDE	AU-244	AU-245	AU-246
SERIAL #	33313	35058	35265
DATE		MAR 15, 1973	

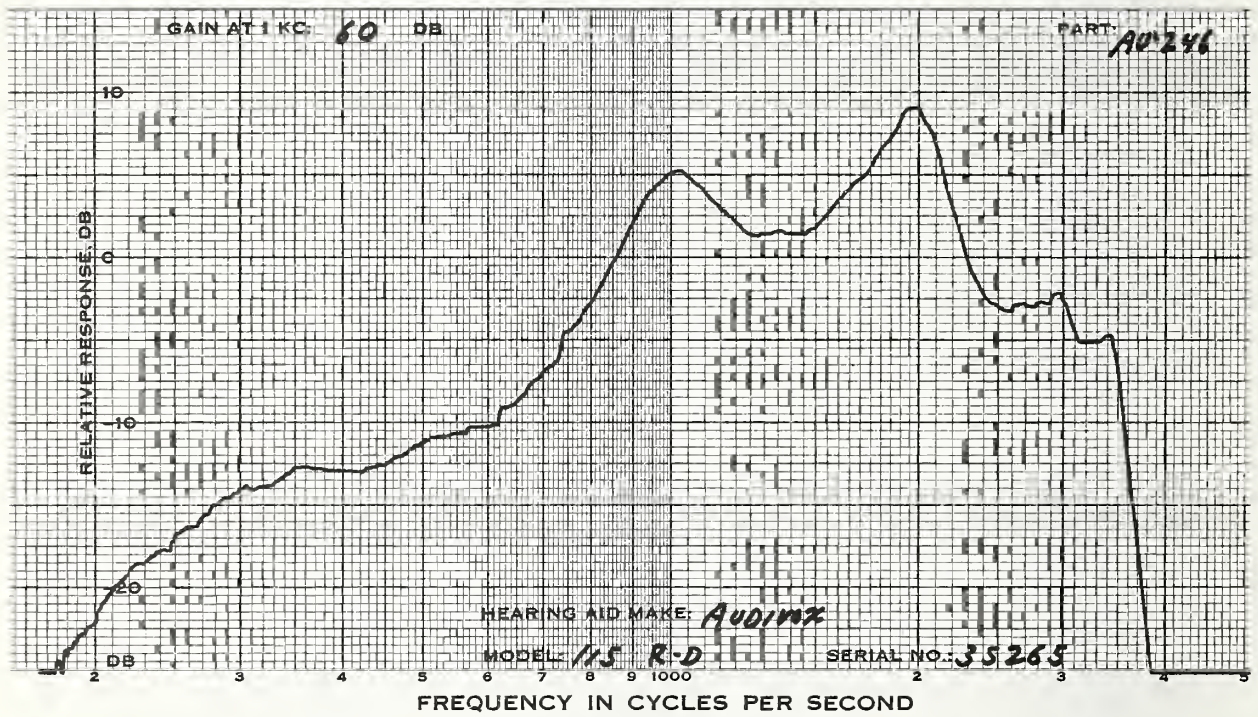
MEASUREMENTS WITH
FULL VOL CONTROL

1KHZ GAIN DB	61.0	61.5	62.5
MPO, RANDOM NOISE			
INPUT LEVEL, DB	73.0	77.0	78.0
OUTPUT LEVEL DB	125.5	127.5	128.0

MEASUREMENTS WITH
REDUCED VOLUME
CONTROL SETTING

1KHZ GAIN DB	56.0	59.0	60.0
HARMONIC DIST			
@INPUT LEVEL DB	60.0 70.0	60.0 70.0	60.0 70.0
500 HZ %	13 7	10 8	3 4
700 HZ %	5 4	6 3	2 2
900 HZ %	3 3	1 2	1 1
MAX DIST %	12 7	10 8	3 4
FREQ OF MAX DIS	500 500	500 500	675 500
S/N RATIO DB			
1KHZ SIGNAL	50.5	50.0	50.5
S/HUM RATIO DB			
1KHZ SIGNAL	N.M.	N.M.	N.M.
BATTERY DRAIN, MA			
NO INPUT	.6	.5	.7
65 DB INPUT	1.4	1.9	2.1
BATTERY VOLTAGE	1.55	1.55	1.54





AUDIVOX 08
 MODEL:118 TONE:RED DOT EARPHONE:F-2 BATTERY:401

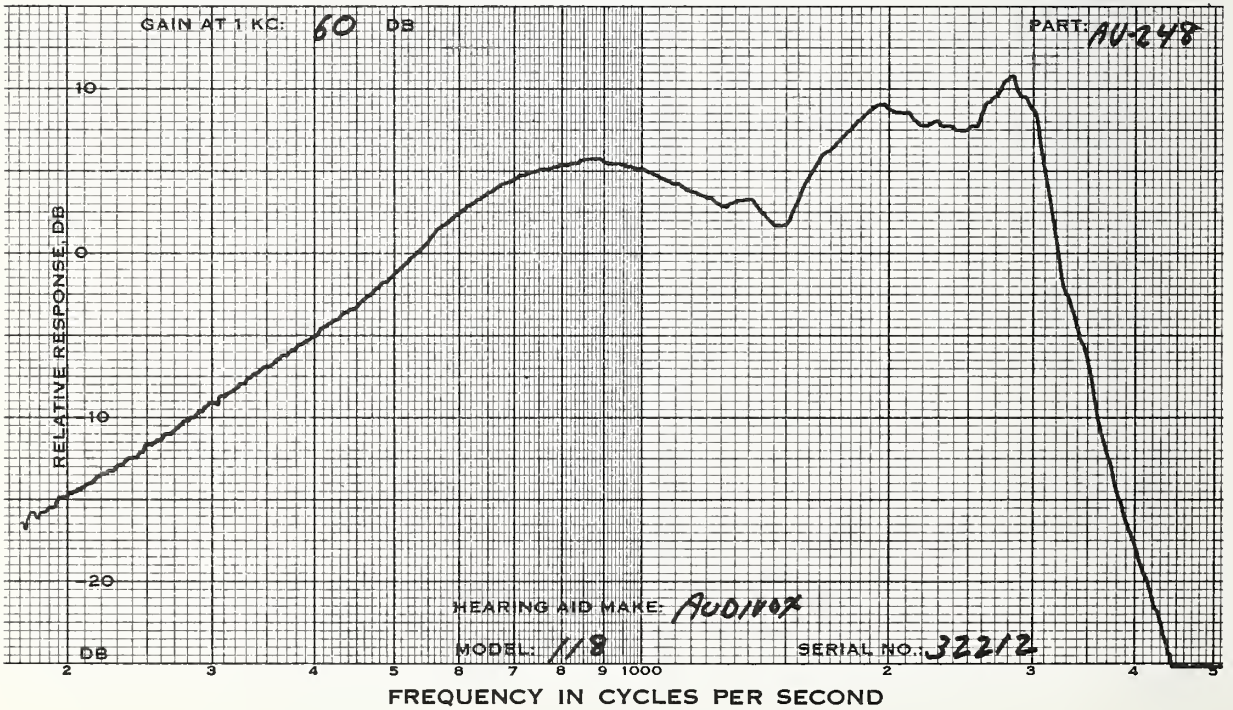
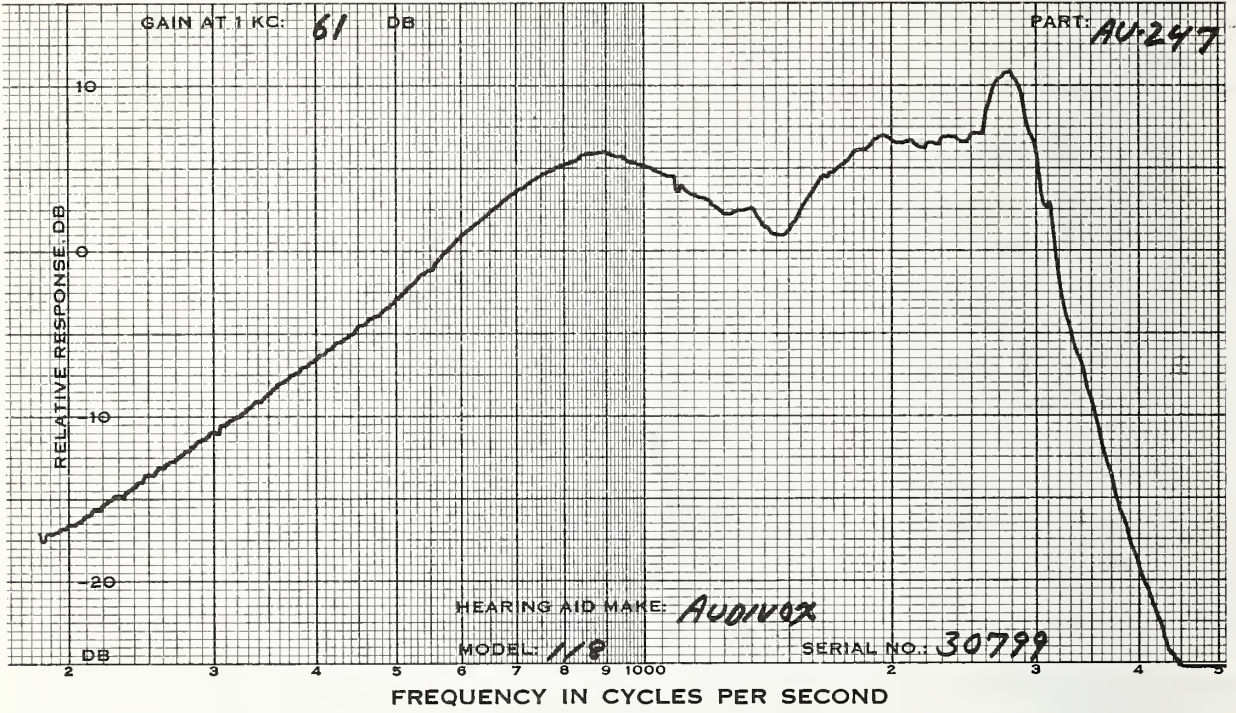
CODE	AU-247	AU-248	AU-249
SERIAL #	30799	32212	32307
DATE		MAR 1, 1973	

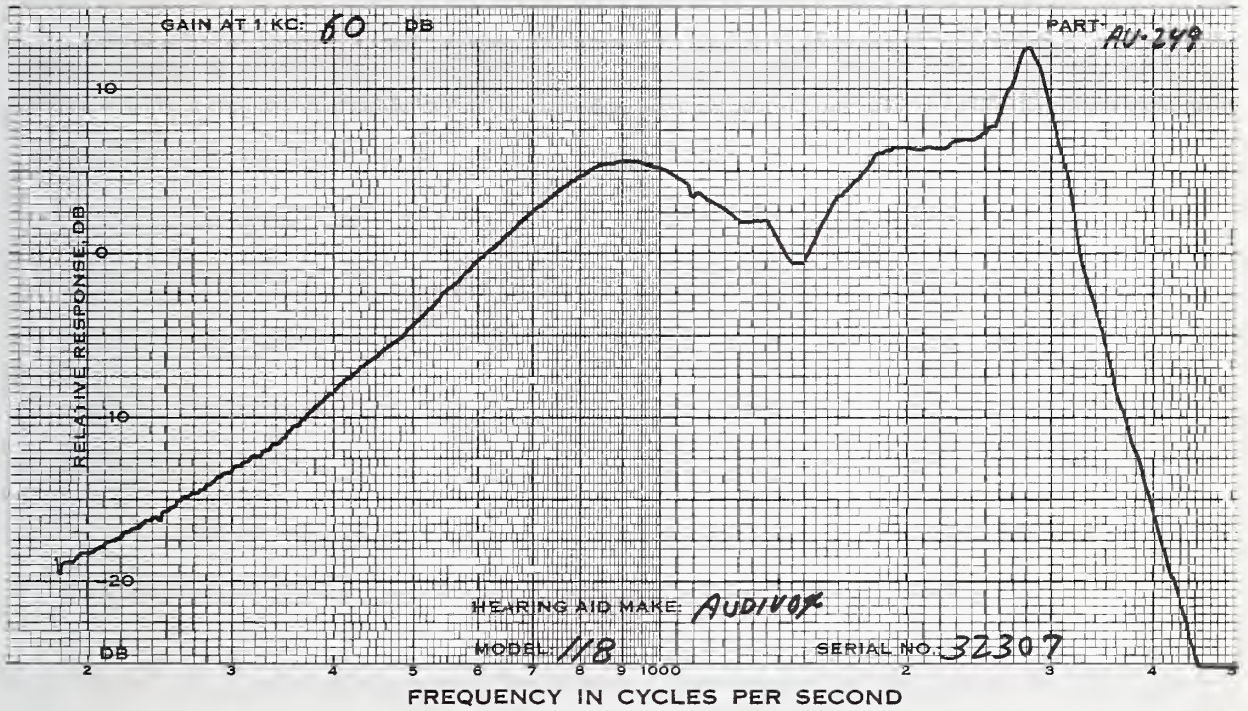
MEASUREMENTS WITH
FULL VOL CONTROL

1KHZ GAIN DB	73.0	73.0	73.0
MPO, RANDOM NOISE			
INPUT LEVEL, DB	63.0	58.0	64.0
OUTPUT LEVEL DB	131.0	130.5	130.0

MEASUREMENTS WITH
REDUCED VOLUME
CONTROL SETTING

1KHZ GAIN DB	61.0	60.0	60.0
HARMONIC DIST			
@INPUT LEVEL DB	60.0 70.0	60.0 70.0	60.0 70.0
500 HZ %	9 14	6 12	7 11
700 HZ %	3 6	3 8	2 6
900 HZ %	3 3	5 7	2 3
MAX DIST %	12 14	6 12	8 11
FREQ OF MAX DIS	1401 500	1432 500	1418 500
S/N RATIO DB			
1KHZ SIGNAL	40.0	40.5	40.0
S/HUM RATIO DB			
1KHZ SIGNAL	N.M.	N.M.	N.M.
BATTERY DRAIN, MA			
NO INPUT	7.9	7.3	7.0
65 DB INPUT	9.4	9.1	9.5
BATTERY VOLTAGE	1.33	1.33	1.34





AUDIVOX OE SPECIAL
 MODEL:119R TONE:NONE TUBING:1 BATTERY:S41

CODE	AU-250	AU-251	AU-252
SERIAL #	38313	38330	38858
DATE		JUNE 13, 197	

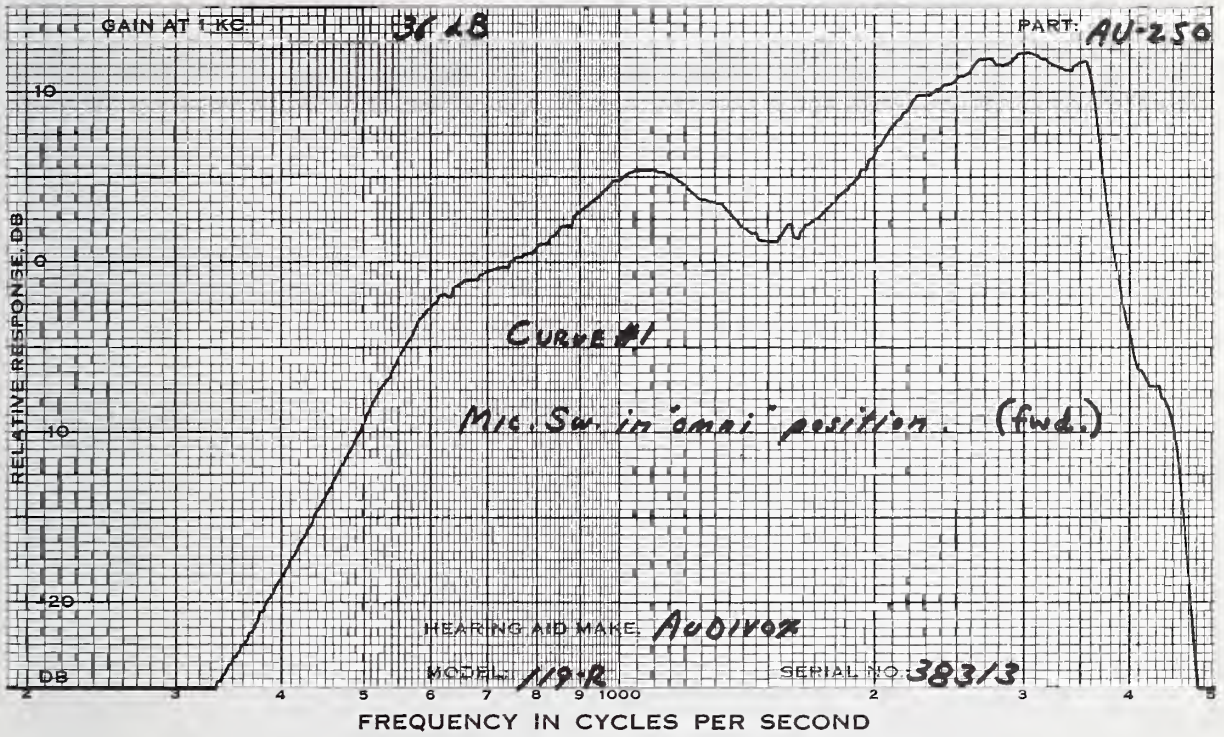
MEASUREMENTS WITH
 FULL VOL CONTROL

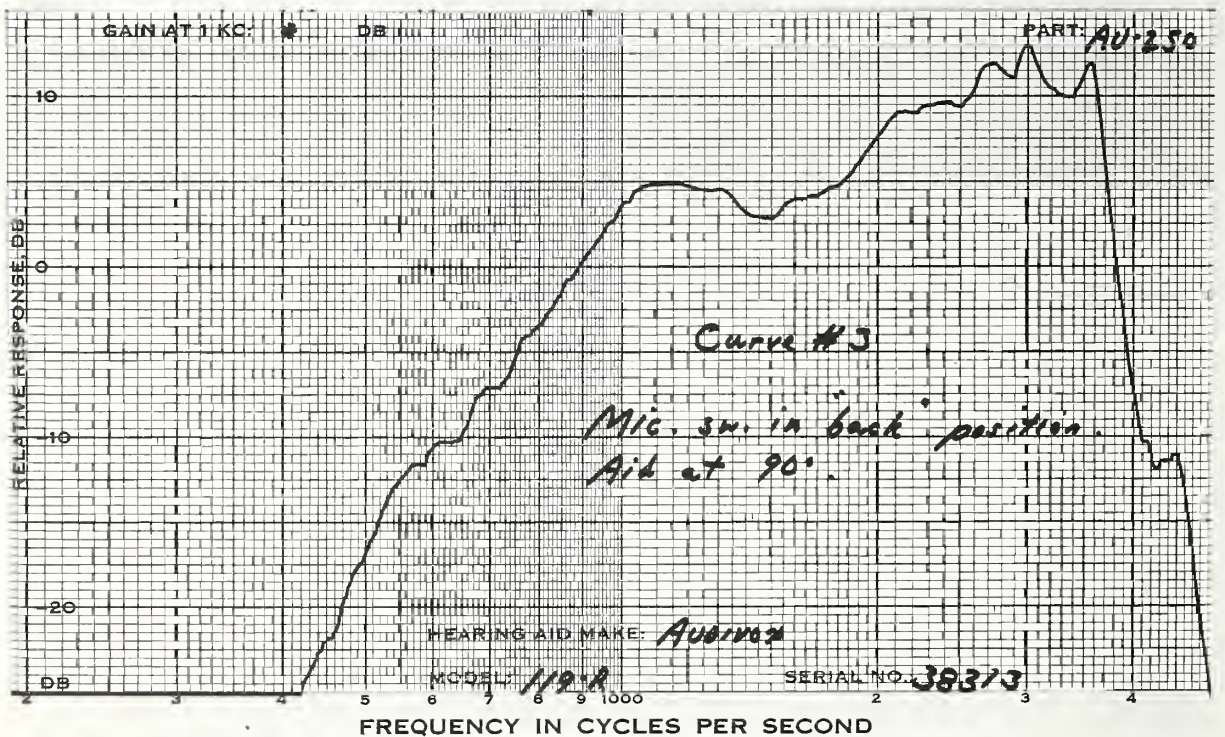
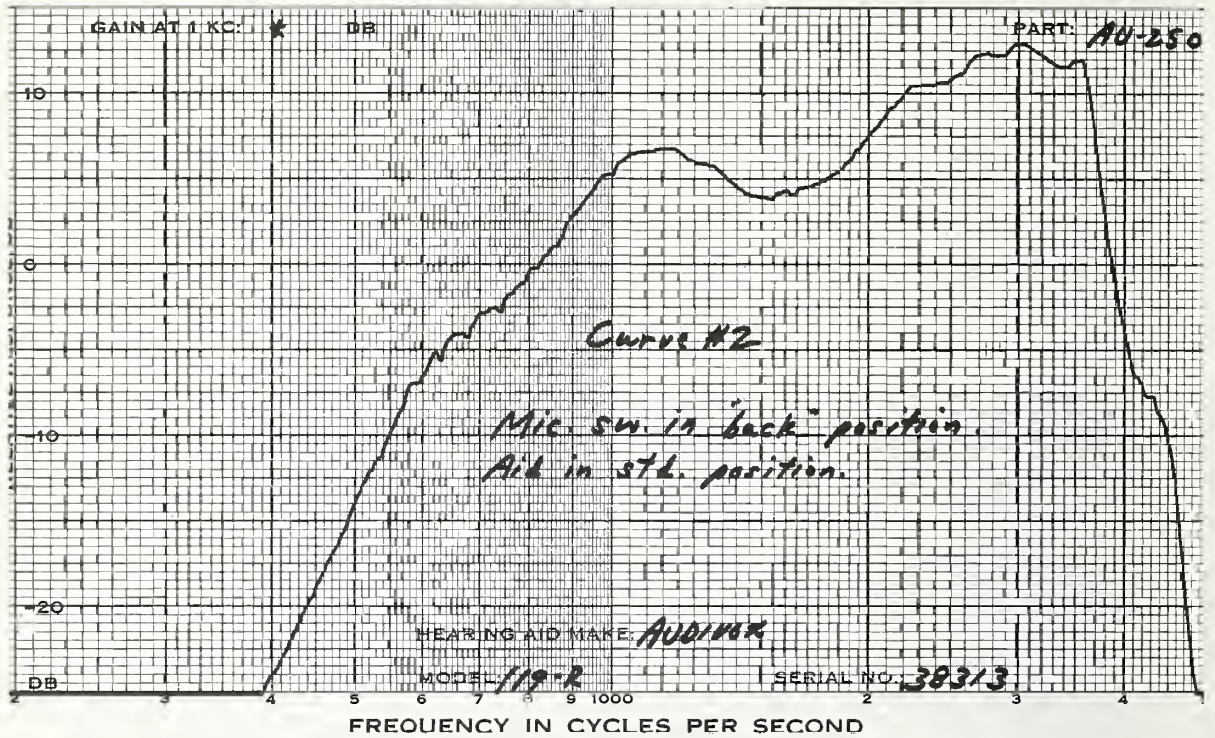
1KHZ GAIN DB	41.0	42.0	42.0
MPO, RANDOM NOISE			
INPUT LEVEL, DB	78.5	77.5	79.5
OUTPUT LEVEL DB	109.0	109.0	109.0

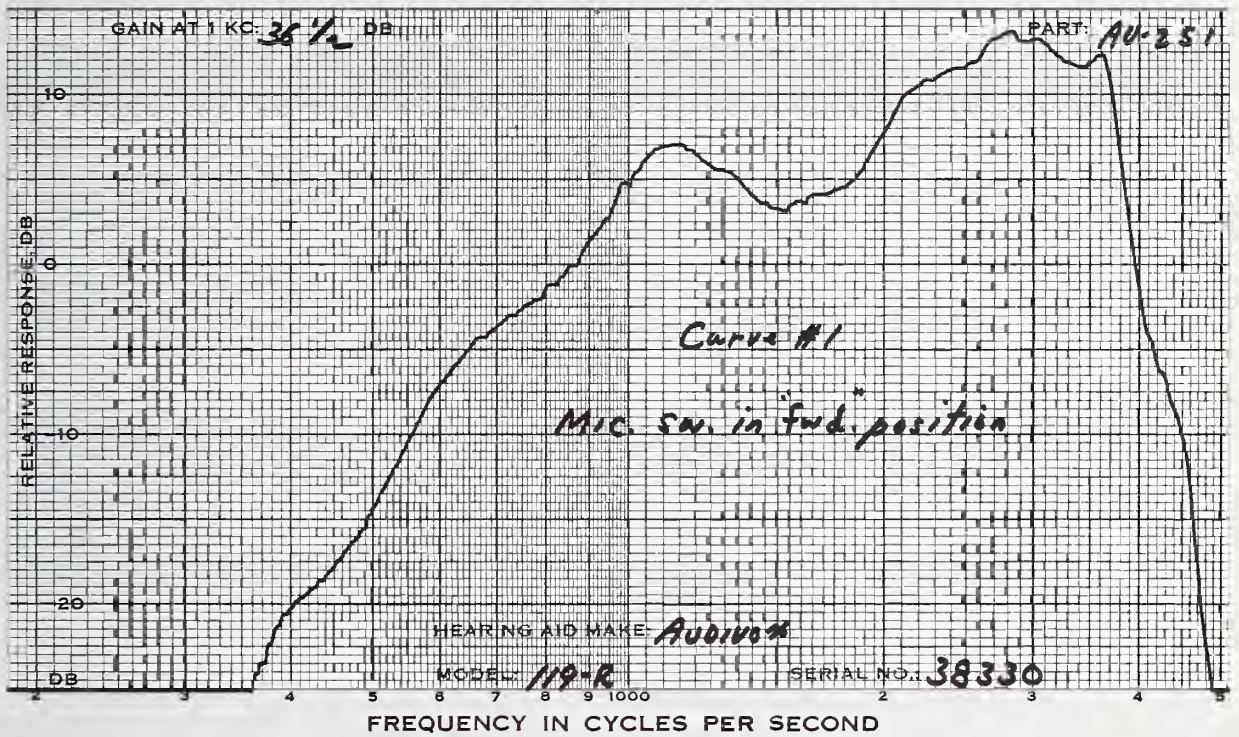
MEASUREMENTS WITH
 REDUCED VOLUME
 CONTROL SETTING

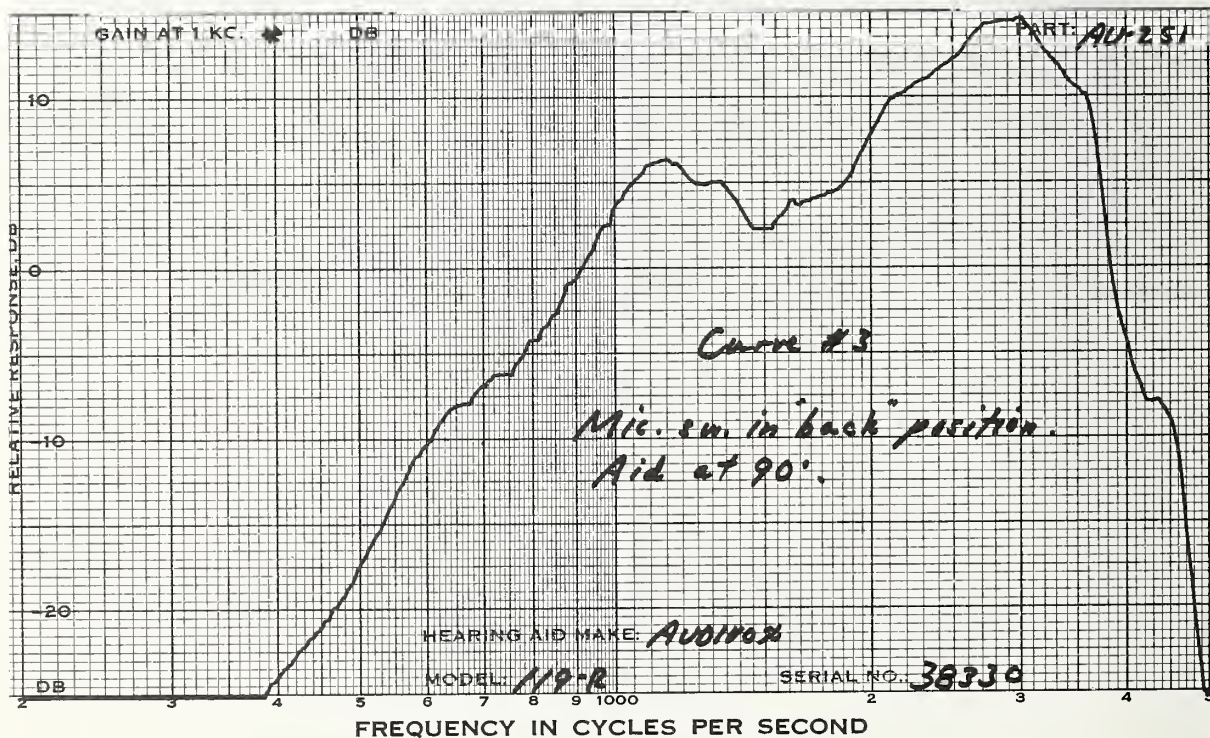
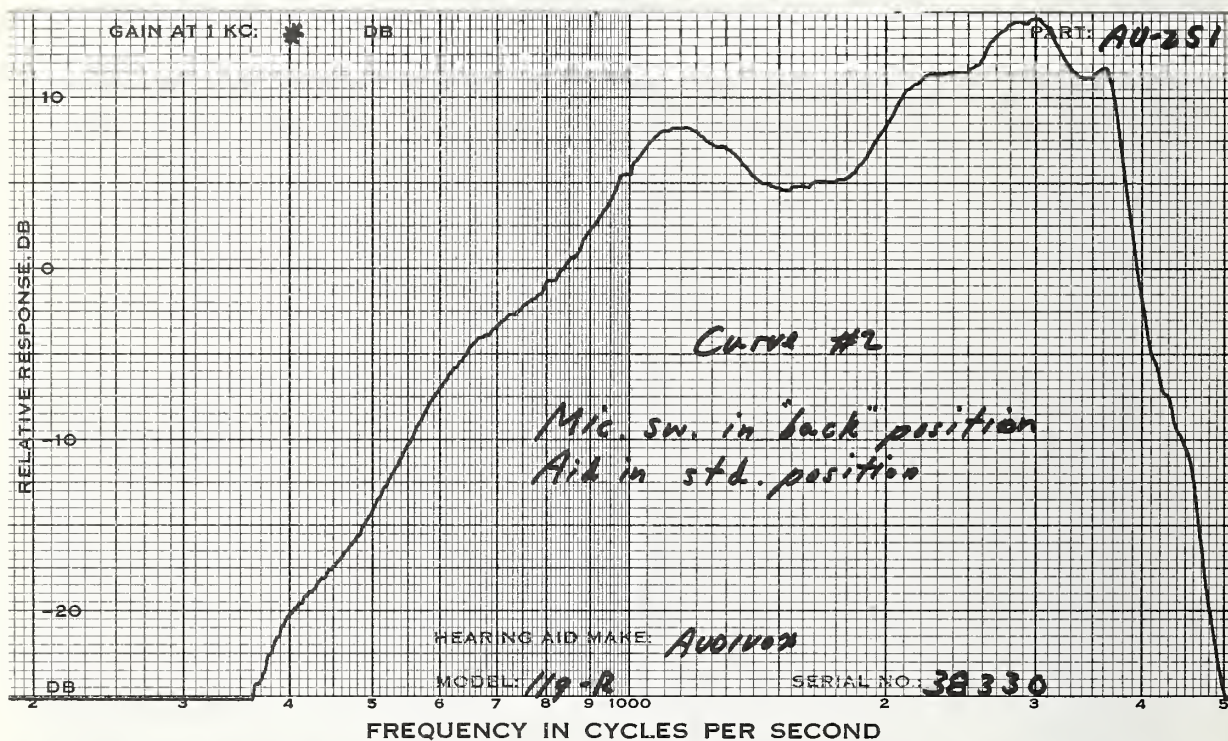
1KHZ GAIN DB	36.0	36.5	36.5
HARMONIC DIST			
@INPUT LEVEL DB	60.0 70.0	60.0 70.0	60.0 70.0
500 HZ %	6 12	8 10	10 12
700 HZ %	1 3	2 3	2 3
900 HZ %	1 2	1 2	1 3
MAX DIST %	6 12	8 10	10 12
FREQ OF MAX DIS	500 500	500 500	500 500
S/N RATIO DB			
1KHZ SIGNAL	43.0	42.5	43.5
S/HUM RATIO DB			
1KHZ SIGNAL	N.M.	N.M.	N.M.
BATTERY DRAIN, MA			
NO INPUT	1.0	1.1	1.0
65 DB INPUT	1.0	1.1	1.0
BATTERY VOLTAGE	1.54	1.54	1.54

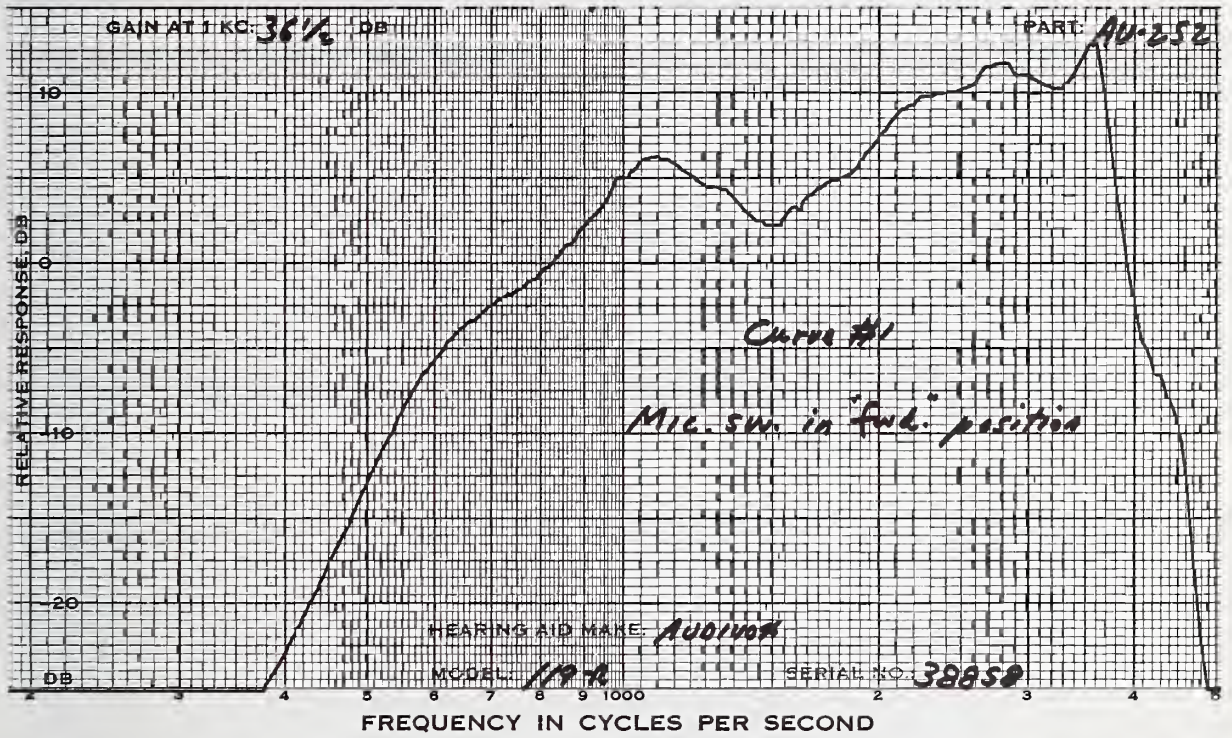
THIS HEARING AID HAS A SELECTABLE DIRECTION PATTERN FOR THE MICROPHONE. CURVES WERE RUN IN THE OMNIDIRECTIONAL POSITION AND IN THE DIRECTIONAL POSITION AT 0 AND 90 DEGREES. DATA OTHER THAN CURVE WERE TAKEN WITH THE OMNIDIRECTIONAL SETTING OF THE MICROPHONE.

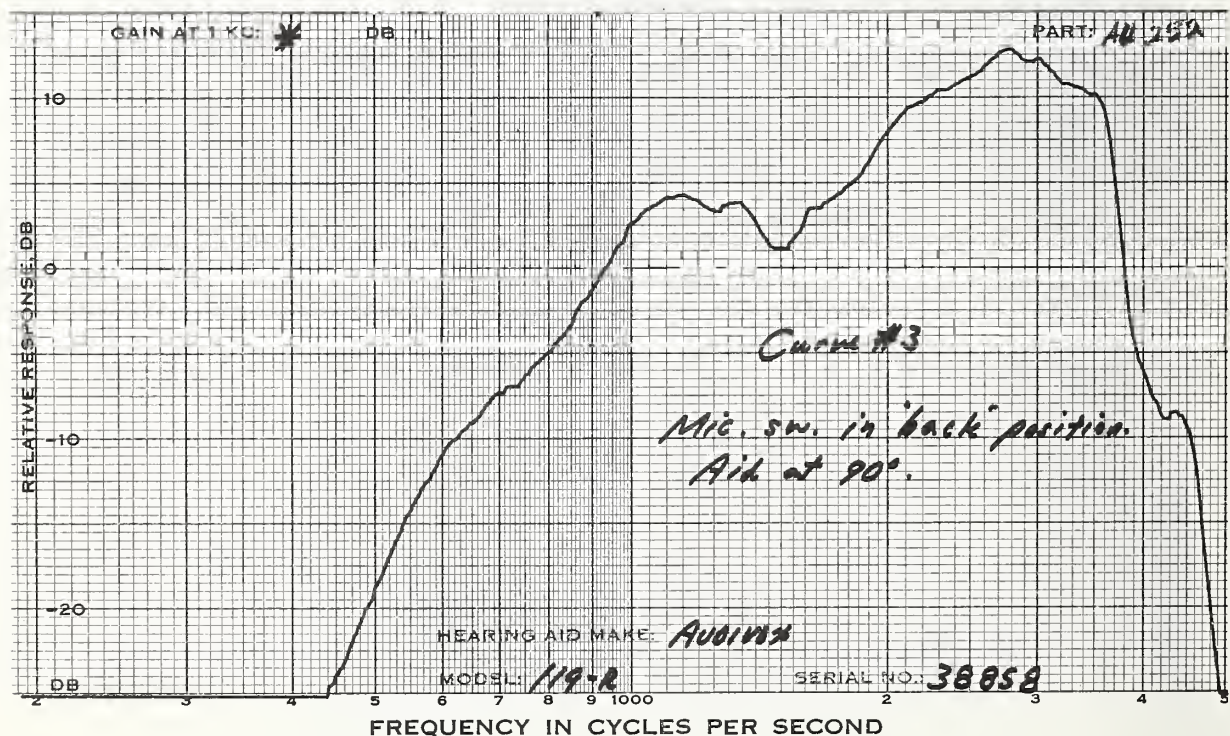
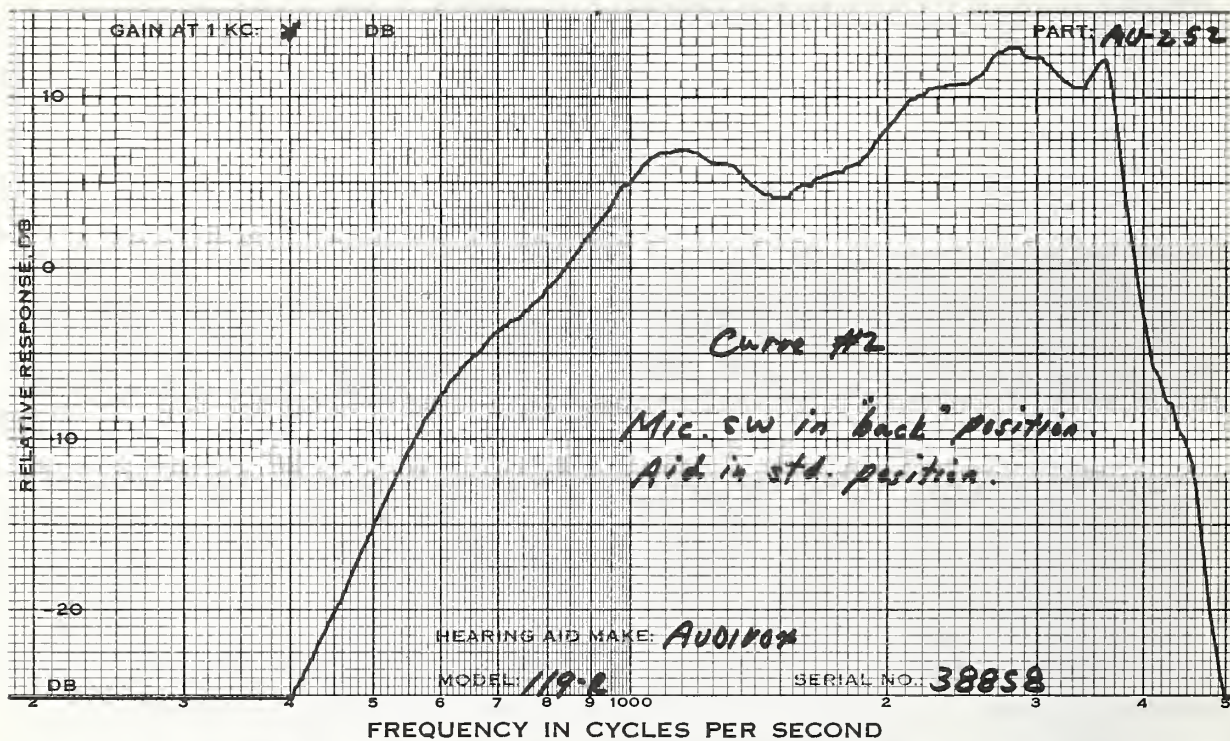












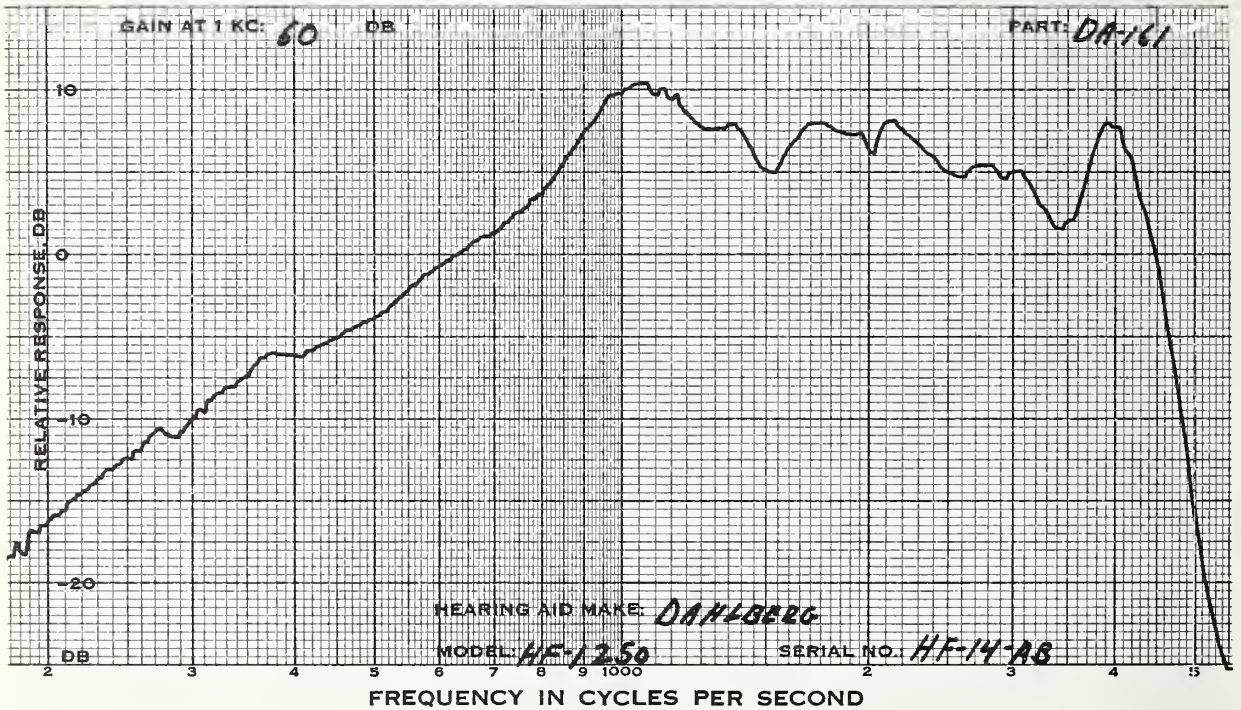
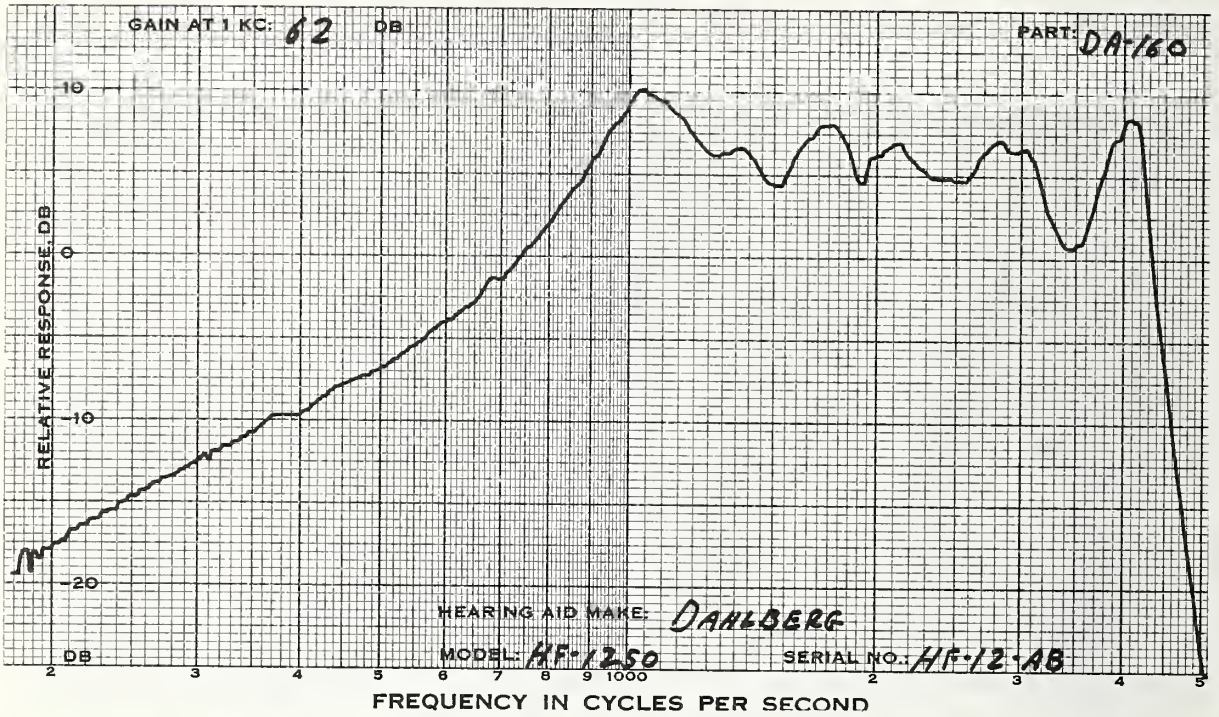
CODE	DA-160	DA-161	DA-162
SERIAL #	HF-12-AB	HF-14-AB	HF-98-AA
DATE		MAR 16, 1973	

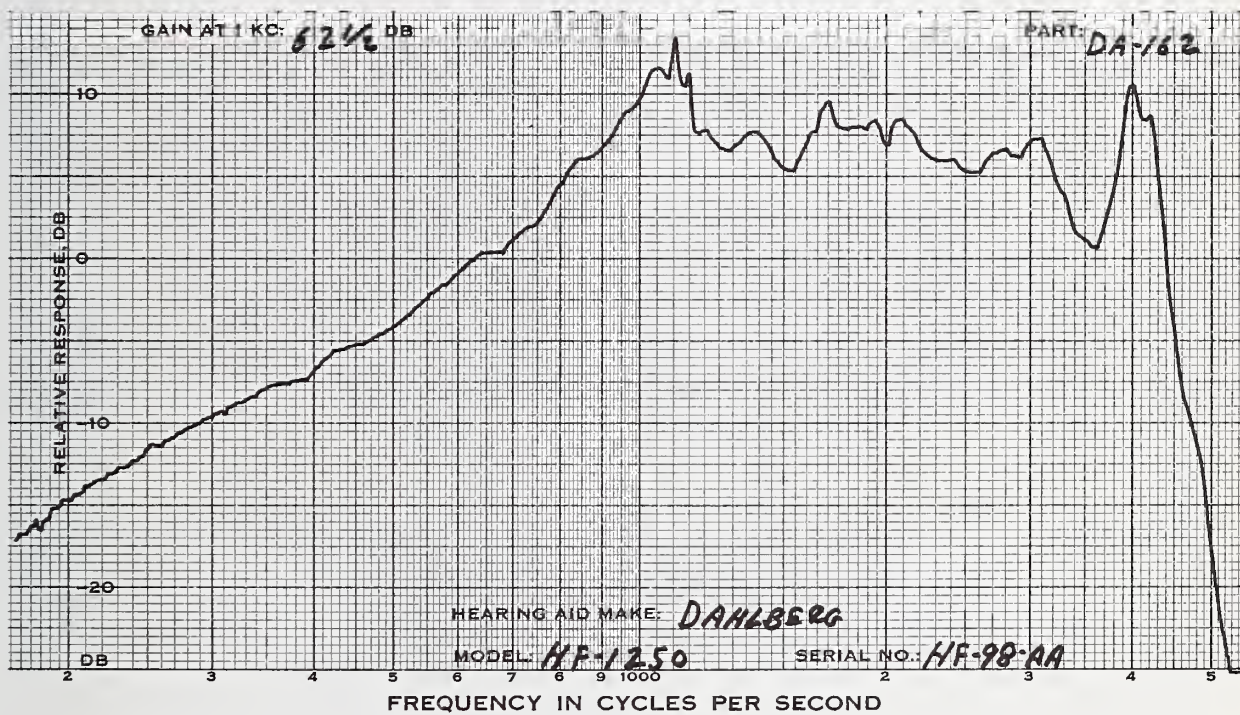
MEASUREMENTS WITH FULL VOL CONTROL

1KHZ GAIN DB	66.5	67.0	67.5
MPO, RANDOM NOISE INPUT LEVEL, DB	74.0	73.5	74.5
OUTPUT LEVEL DB	128.5	127.5	128.5

MEASUREMENTS WITH REDUCED VOLUME CONTROL SETTING

1KHZ GAIN DB	62.0	60.0	62.5
HARMONIC DIST @INPUT LEVEL DB	60.0 70.0	60.0 70.0	60.0 70.0
500 HZ %	4 11	4 17	12 9
700 HZ %	4 5	4 8	4 9
900 HZ %	2 4	1 5	1 5
MAX DIST %	4 11	4 17	12 9
FREQ OF MAX DIS	700 500	700 500	500 700
S/N RATIO DB			
1KHZ SIGNAL	45.5	46.0	48.0
S/HUM RATIO DB			
1KHZ SIGNAL	N.M.	N.M.	N.M.
BATTERY DRAIN, MA			
NO INPUT	3.2	3.3	3.1
65 DB INPUT	4.1	4.1	4.1
BATTERY VOLTAGE	1.54	1.54	1.55





DAHLBERG OE HIGH PASS
 MODEL:HQ-1244 COMP:0 TUBING:1 7/16 BATTERY:675

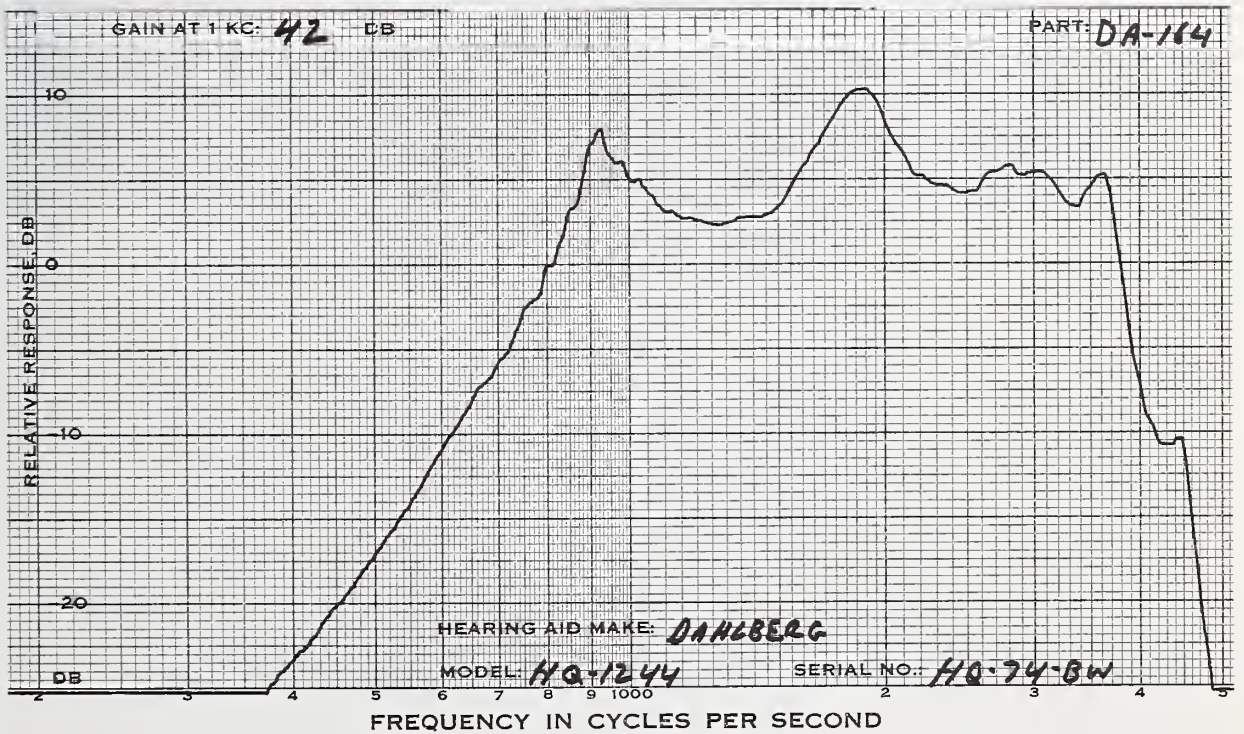
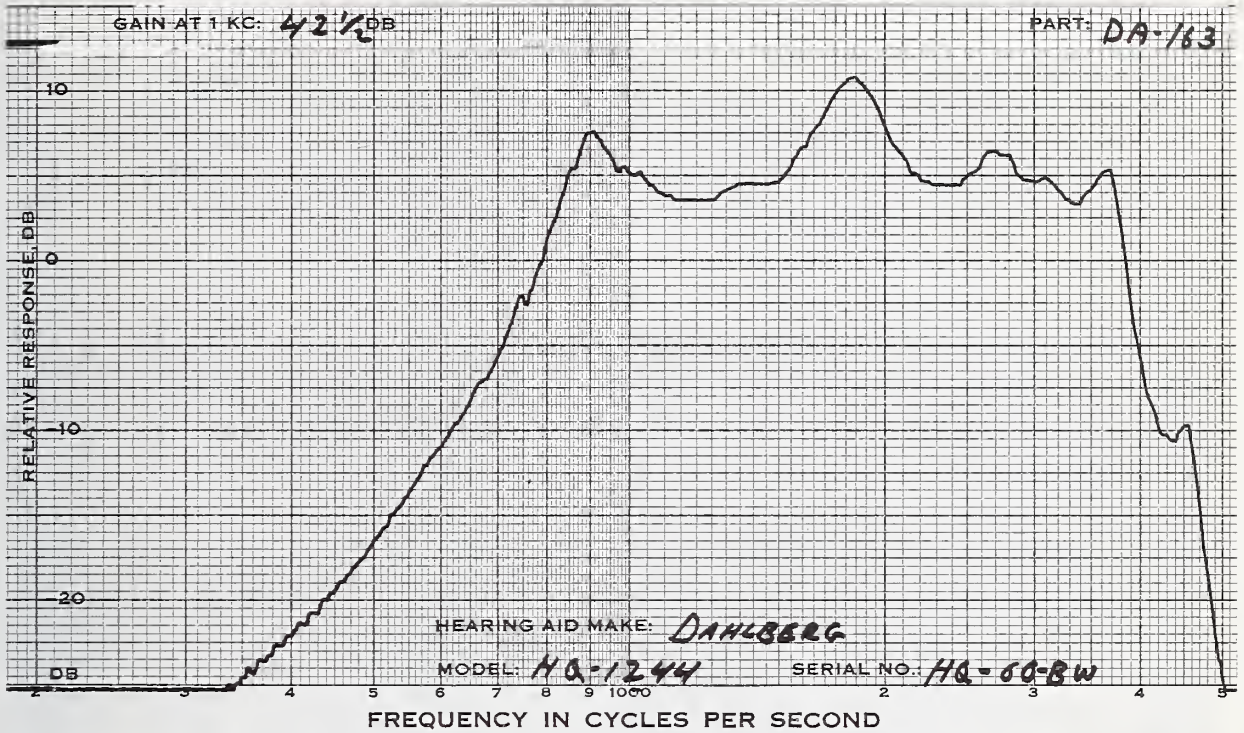
CODE	DA-163	DA-164	DA-165
SERIAL #	HQ-60-BW	HQ-74-BW	HQ-75-BW
DATE		APR 4, 1973	

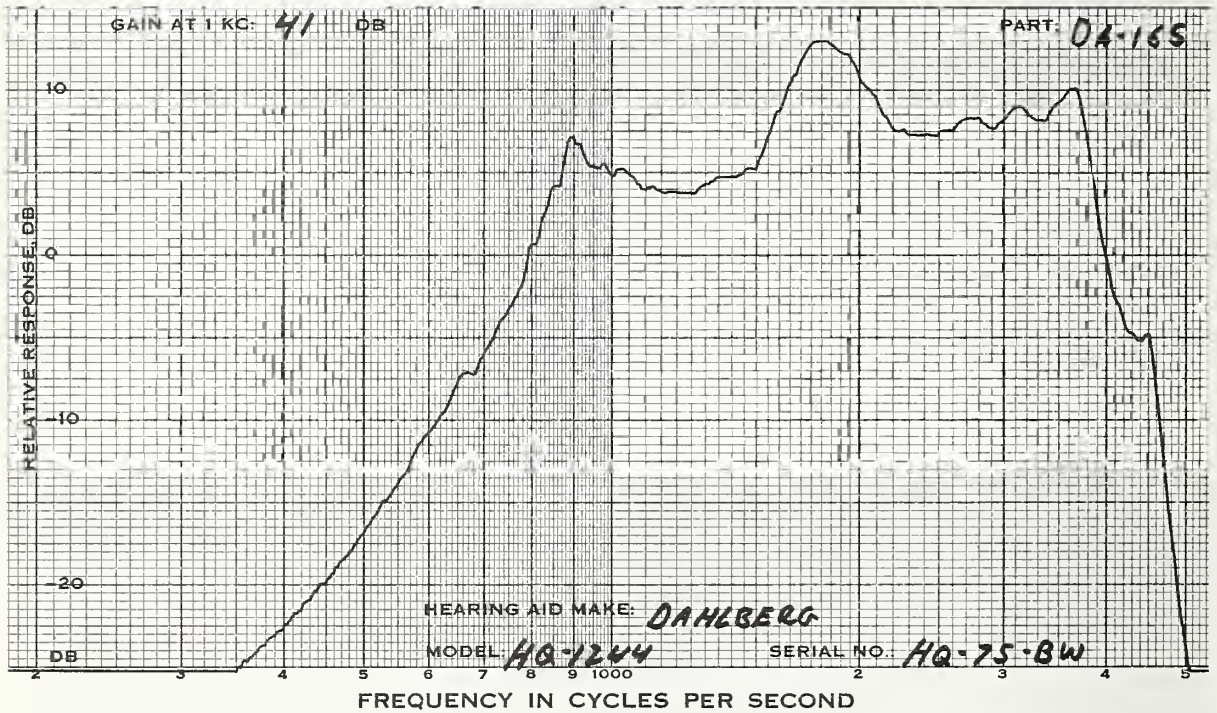
MEASUREMENTS WITH
 FULL VOL CONTROL

1KHZ GAIN DB	42.5	42.0	41.0
MPO, RANDOM NOISE INPUT LEVEL, DB	78.0	77.0	78.0
OUTPUT LEVEL DB	113.5	114.5	114.5

MEASUREMENTS WITH
 REDUCED VOLUME
 CONTROL SETTING

1KHZ GAIN DB	42.5(FULL)		42.0(FULL)		41.0(FULL)	
HARMONIC DIST						
@INPUT LEVEL DB	61.0	71.0	62.5	72.5	61.5	71.5
900 HZ %	0	2	1	3	1	1
1500 HZ %	0	2	0	2	0	2
2000 HZ %	0	2	0	1	1	3
MAX DIST %	1	4	1	4	1	6
FREQ OF MAX DIS	1870	1830	900	1820	1780	1840
S/N RATIO DB						
1KHZ SIGNAL	39.0		42.5		40.5	
S/HUM RATIO DB						
1KHZ SIGNAL	N.M.		N.M.		N.M.	
BATTERY DRAIN, MA						
NO INPUT	1.2		1.3		1.2	
65 DB INPUT	1.2		1.3		1.2	
BATTERY VOLTAGE	1.33		1.37		1.40	
S/N 2KHZ	42.5		45.5		45.0	





DAHLBERG OE
 MODEL:HS-1245 COMP:OFF(CW) TUBING:1 7/16 BATTERY:675

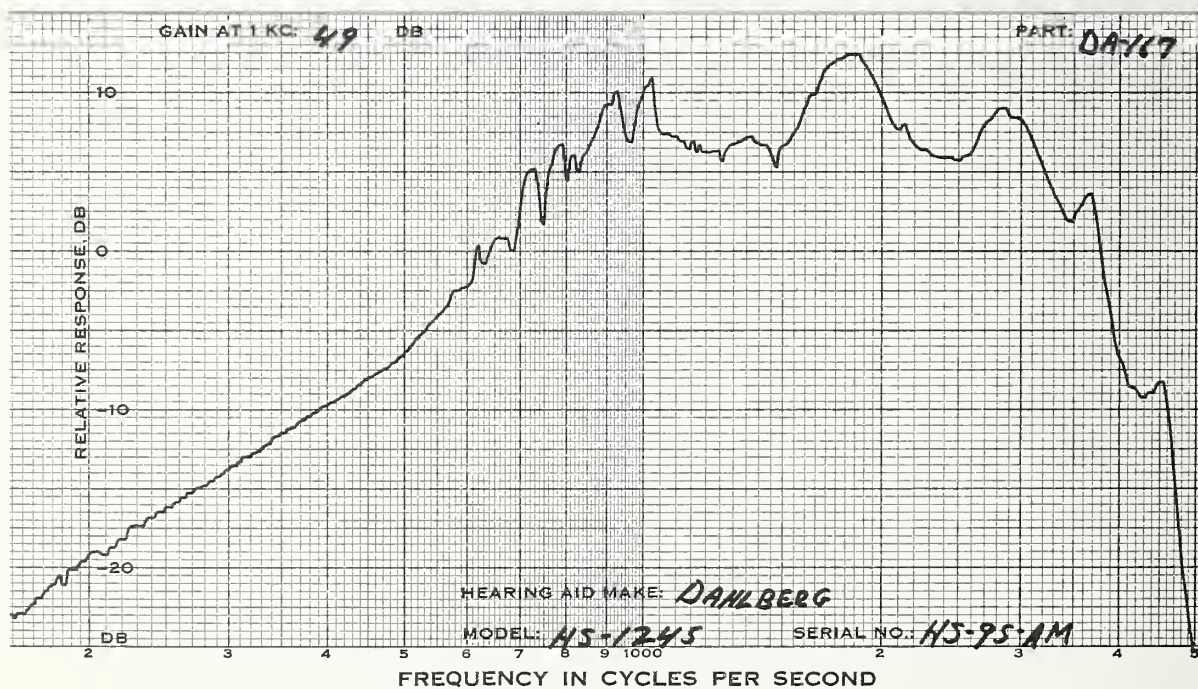
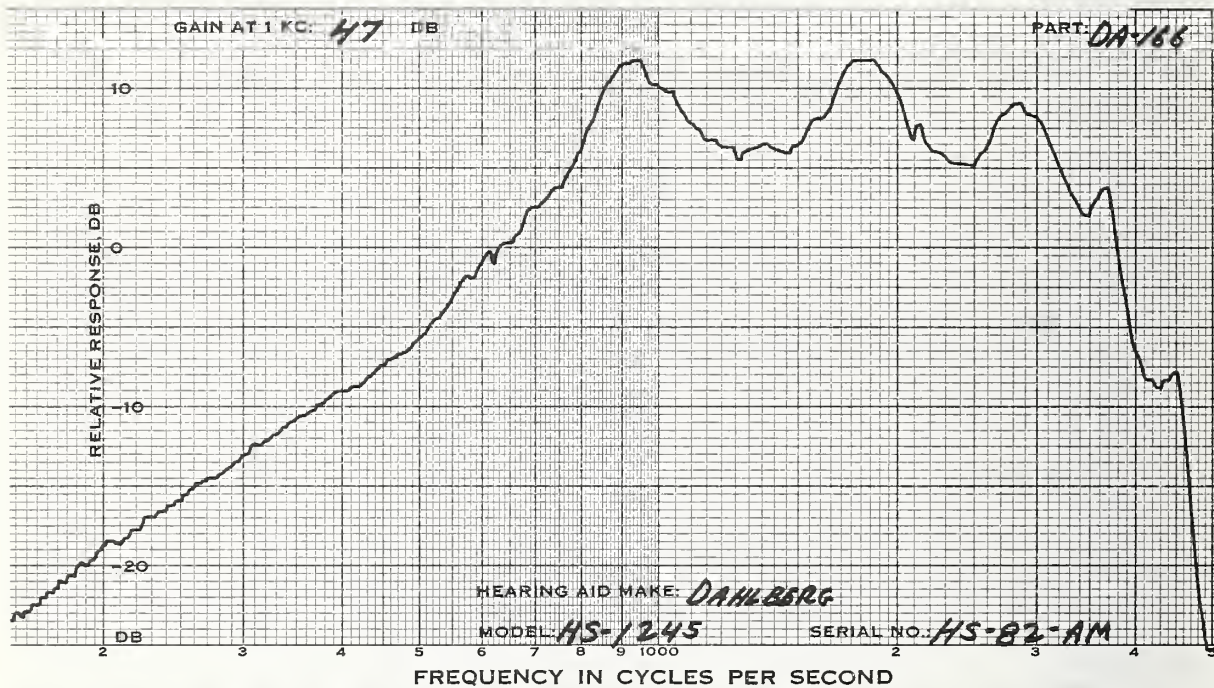
CODE	DA-166	DA-167	DA-168
SERIAL #	HS-82-AM	HS-95-AM	HS-96-AM
DATE		MAR 16, 1973	

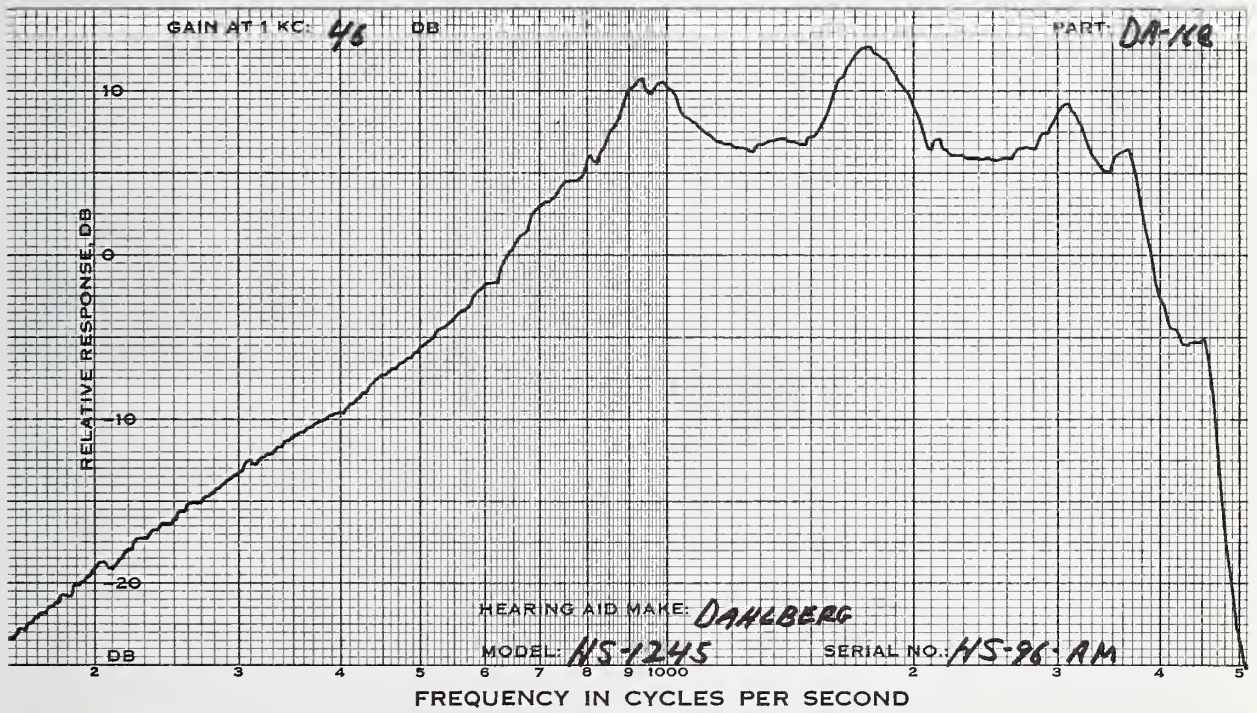
MEASUREMENTS WITH
FULL VOL CONTROL

1KHZ GAIN DB	47.0	49.0	47.5
MPO, RANDOM NOISE			
INPUT LEVEL, DB	75.0	75.5	73.5
OUTPUT LEVEL DB	115.0	115.5	114.0

MEASUREMENTS WITH
REDUCED VOLUME
CONTROL SETTING

1KHZ GAIN DB	47.0(FULL)	49.0(FULL)	46.0
HARMONIC DIST			
@INPUT LEVEL DB	60.0 70.0	61.0 71.0	60.0 70.0
500 HZ %	2 10	3 6	2 5
700 HZ %	1 2	0 2	0 3
900 HZ %	0 4	1 4	1 3
MAX DIST %	2 10	3 6	2 5
FREQ OF MAX DIS	500 500	500 500	500 500
S/N RATIO DB			
1KHZ SIGNAL	45.0	47.0	43.5
S/HUM RATIO DB			
1KHZ SIGNAL	N.M.	N.M.	N.M.
BATTERY DRAIN, MA			
NO INPUT	1.2	1.1	1.4
65 DB INPUT	1.2	1.1	1.4
BATTERY VOLTAGE	1.33	1.31	1.34





DAHLBERG
 MODEL:HT-1233 L:CCW C:CCW TUBING:1 7/16 BATTERY:S76

OE

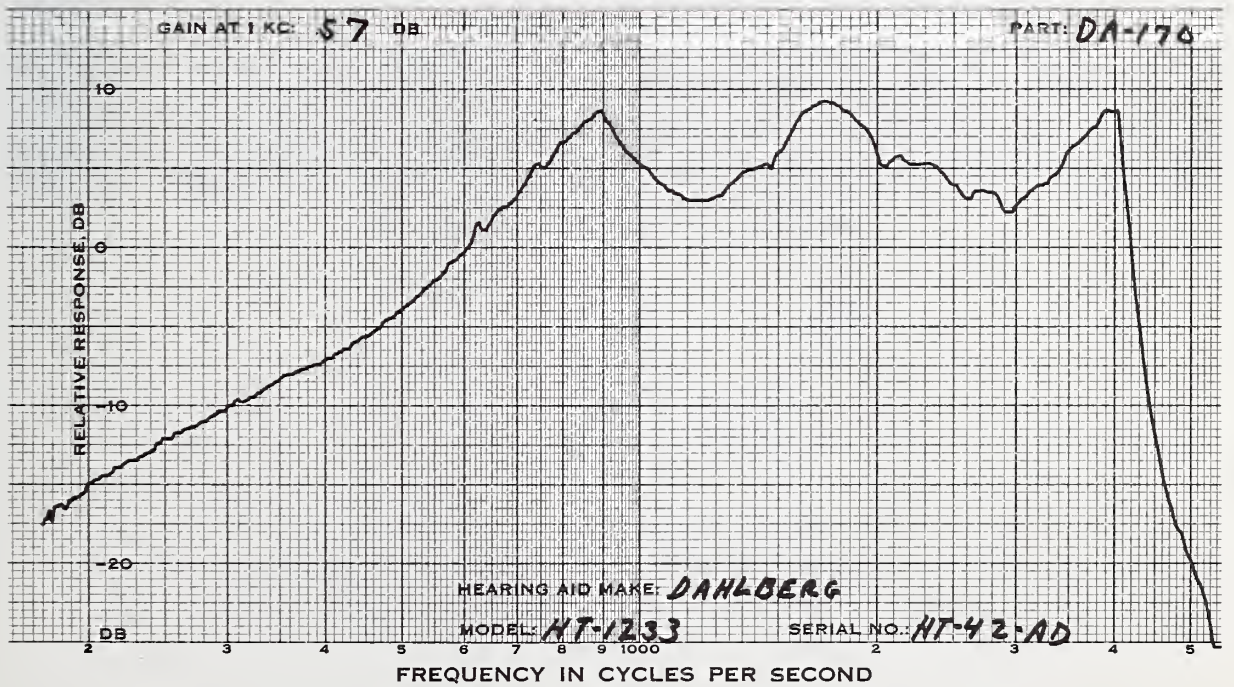
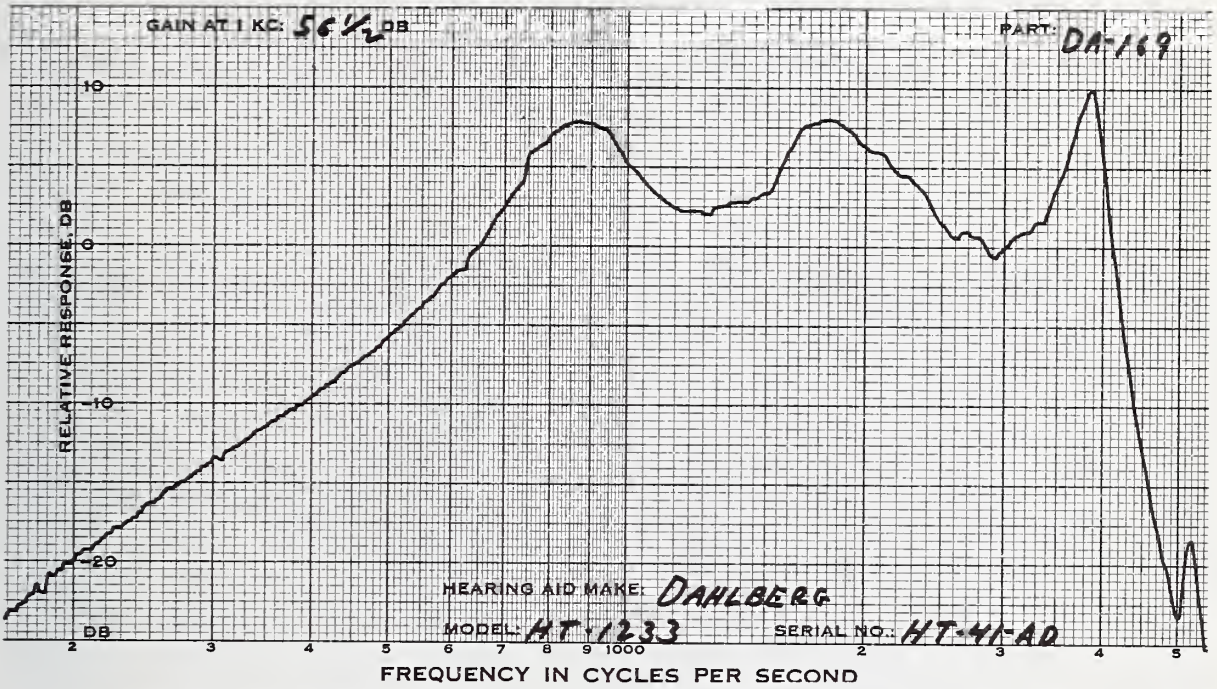
CODE	DA-169	DA-170	DA-171
SERIAL #	HT-41-AD	HT-42-AD	HT-46-AD
DATE		APR 3, 1973	

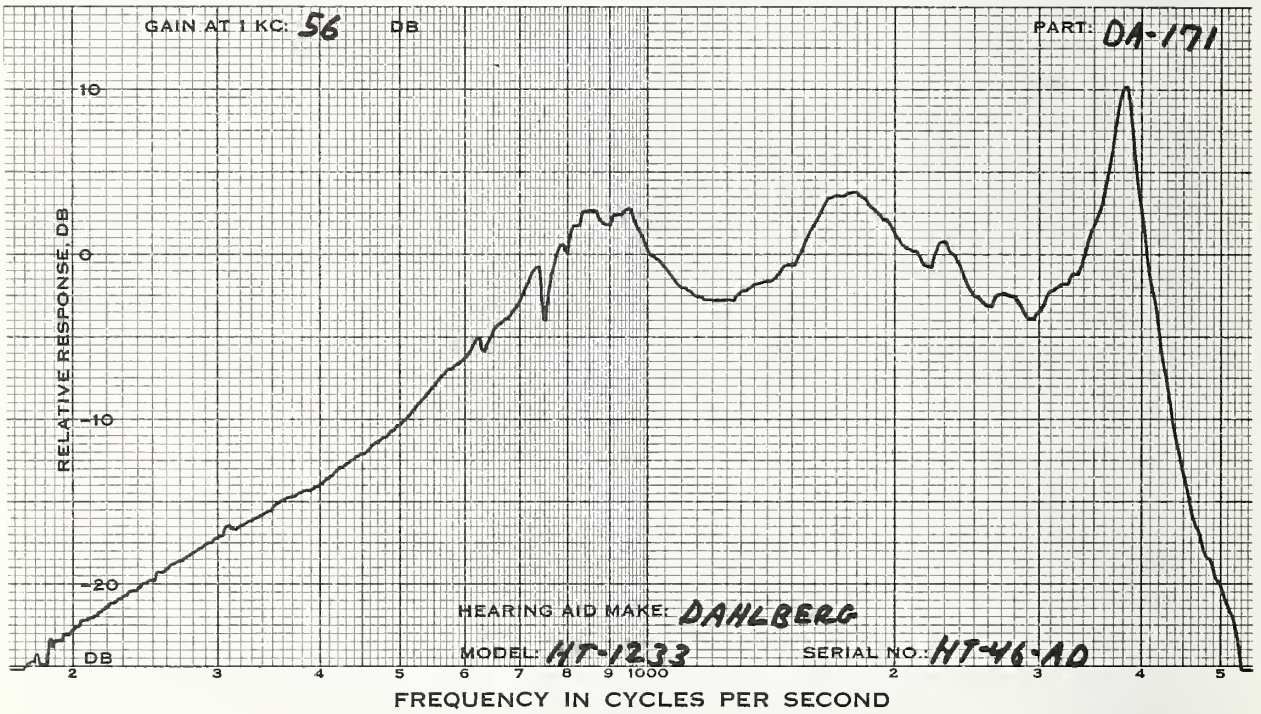
MEASUREMENTS WITH
 FULL VOL CONTROL

1KHZ GAIN DB	64.0	66.5	63.6
MPO, RANDOM NOISE			
INPUT LEVEL, DB	74.5	76.0	77.5
OUTPUT LEVEL DB	128.0	129.0	128.0

MEASUREMENTS WITH
 REDUCED VOLUME
 CONTROL SETTING

1KHZ GAIN DB	56.5	57.0	56.0
HARMONIC DIST			
@INPUT LEVEL DB	60.0 70.0	60.0 70.0	60.0 70.0
500 HZ %	5 3	5 12	3 4
700 HZ %	1 4	1 6	1 3
900 HZ %	1 2	2 6	0 2
MAX DIST %	4 12	5 15	5 5
FREQ OF MAX DIS	500 1940	500 2000	580 610
S/N RATIO DB			
1KHZ SIGNAL	42.0	43.5	44.0
S/HUM RATIO DB			
1KHZ SIGNAL	N.M.	N.M.	N.M.
BATTERY DRAIN, MA			
NO INPUT	3.2	3.3	3.2
65 DB INPUT	4.0	4.4	4.4
BATTERY VOLTAGE	1.55	1.54	1.54





DAHLBERG EG
 MODEL:JA-1254 TONE L:CCW C:CW TUBING:1 7/16 BATTERY:S13

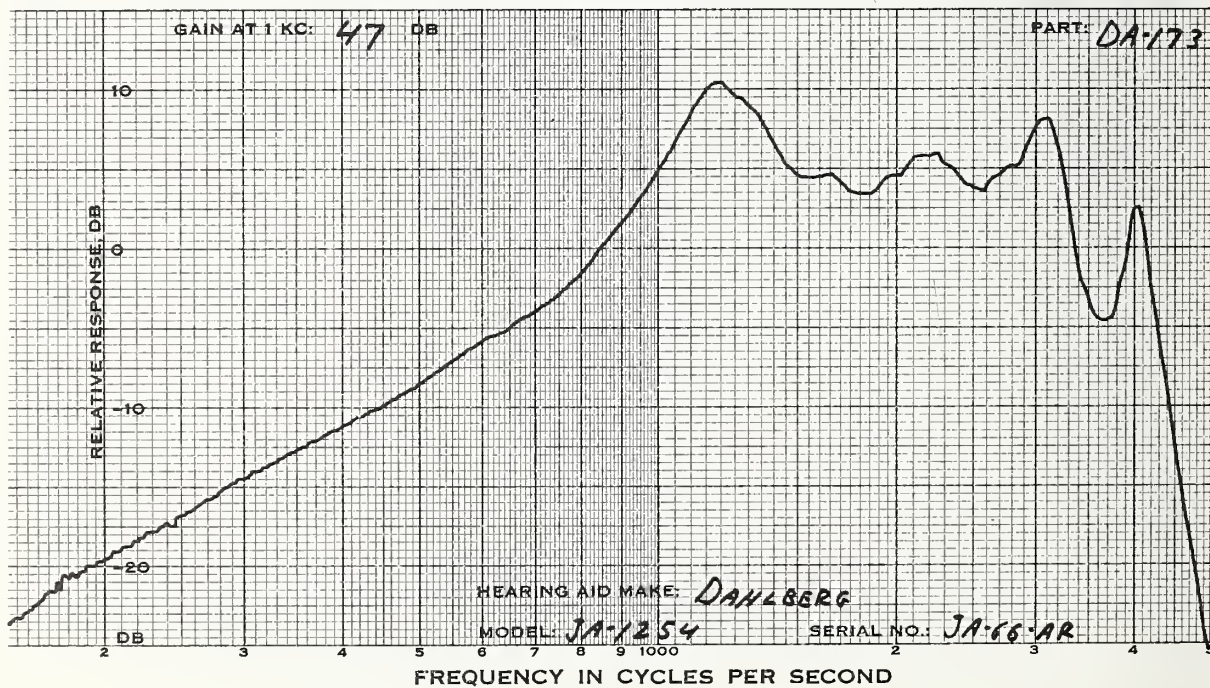
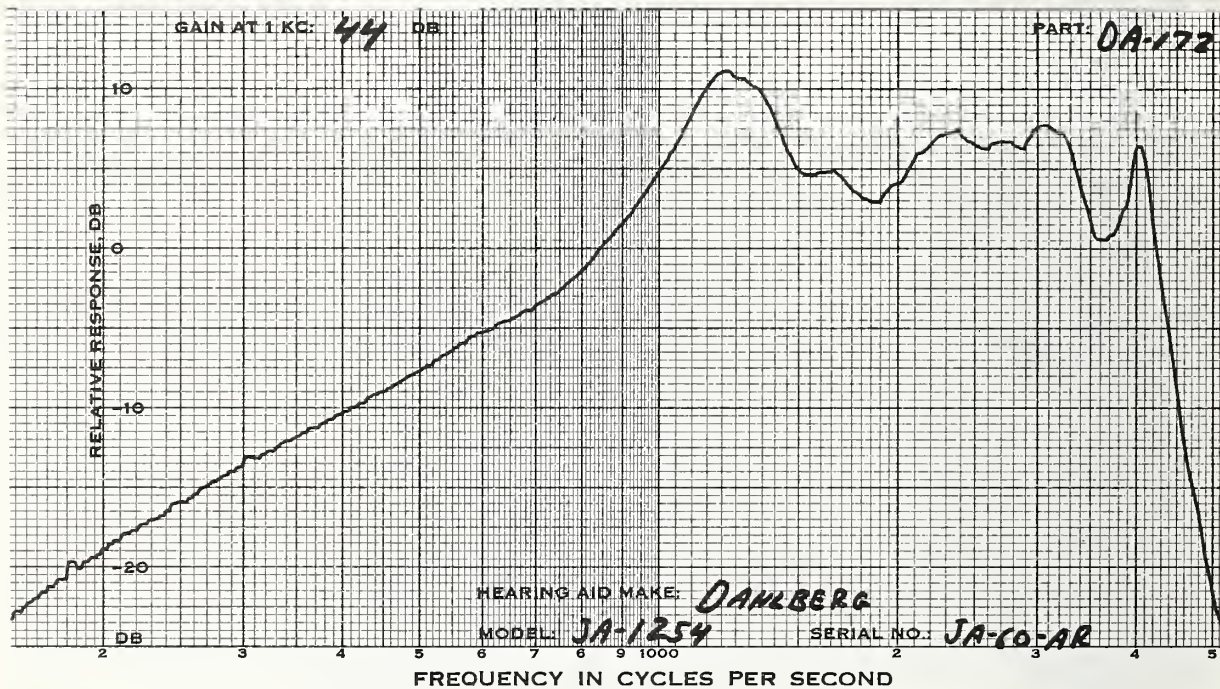
CODE	DA-172	DA-173	DA-174
SERIAL #	JA-60-AR	JA-66-AR	JA-94-AR
DATE		MAR 9, 1973	

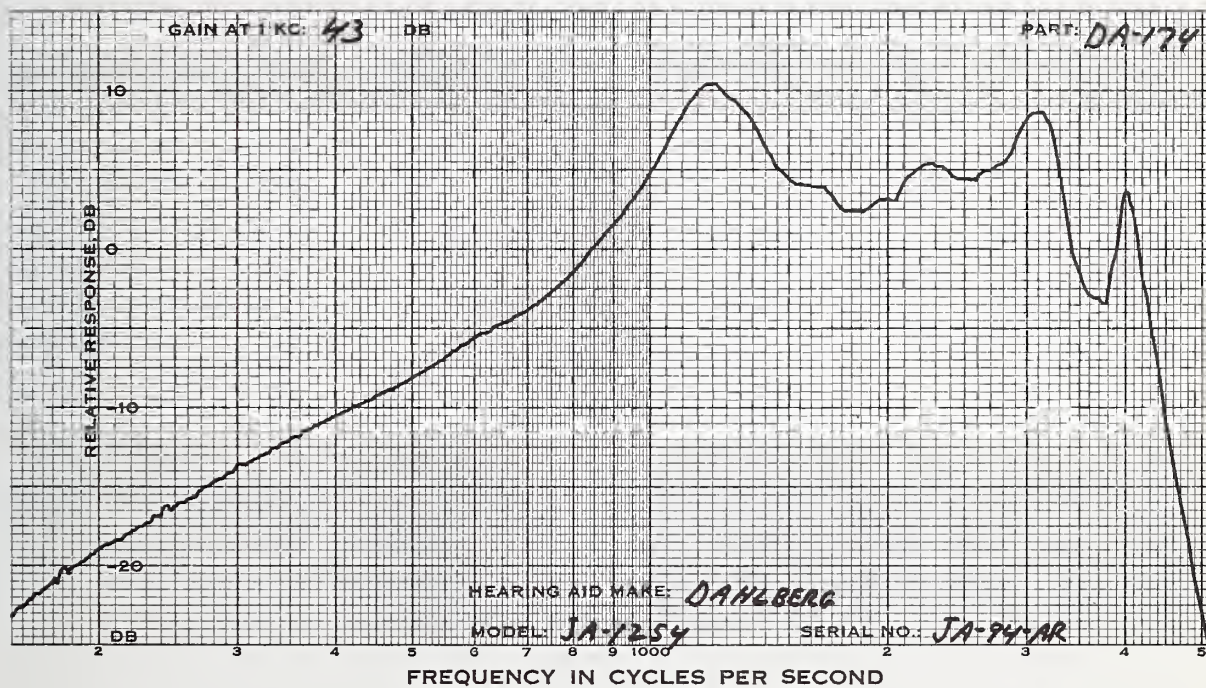
MEASUREMENTS WITH FULL VOL CONTROL

1KHZ GAIN DB	44.0	47.0	43.0
MPO, RANDOM NOISE INPUT LEVEL, DB	77.0	76.0	77.5
OUTPUT LEVEL DB	117.0	118.0	117.0

MEASUREMENTS WITH REDUCED VOLUME CONTROL SETTING

1KHZ GAIN DB	44.0(FULL)		47.0(FULL)		43.0(FULL)	
HARMONIC DIST @INPUT LEVEL DB	62.0	72.0	61.0	71.0	64.0	74.0
500 HZ %	11	44	9	40	10	35
700 HZ %	10	42	8	33	6	27
900 HZ %	3	14	3	12	3	10
MAX DIST %	22	90	18	71	15	60
FREQ OF MAX DIS	612	603	605	598	608	608
S/N RATIO DB	42.0		43.5		42.0	
S/HUM RATIO DB	N.M.		N.M.		N.M.	
1KHZ SIGNAL	42.0		43.5		42.0	
BATTERY DRAIN, MA	1.2		1.3		1.2	
NO INPUT	1.2		1.3		1.2	
65 DB INPUT	1.2		1.3		1.2	
BATTERY VOLTAGE	1.54		1.54		1.54	





DAHLBERG BI
 MODEL@JD-1254BC COMP@OFF TONE@BROAD TUBING@1 7/16 BATTERY@S13(2)

CODE	DA-175	DA-176	DA-177
SERIAL #	JD-02-AG	JD-03-AG	JD-04-AG
DATE		JUNE 8, 1973	

MEASUREMENTS WITH
 FULL VOL CONTROL

1KHZ GAIN DB	39.0	47.0	46.0
MPO, RANDOM NOISE			
INPUT LEVEL, DB	78.5	73.0	72.0
OUTPUT LEVEL DB	114.5	116.5	116.0

MEASUREMENTS WITH
 REDUCED VOLUME
 CONTROL SETTING

1KHZ GAIN DB	39.0(FULL)	47.0(FULL)	46.0(FULL)
HARMONIC DIST			
@INPUT LEVEL DB	64.0 74.0	60.0 70.0	60.0 70.0
500 HZ %	14 50	15 55	10 38
700 HZ %	17 55	14 50	10 37
900 HZ %	7 24	7 23	6 20
MAX DIST %	26 100	25 100	18 70
FREQ OF MAX DIS	620 600	580 580	610 600
S/N RATIO DB			
1KHZ SIGNAL	41.0	42.0	42.5
S/HUM RATIO DB			
1KHZ SIGNAL	N.M.	N.M.	N.M.
BATTERY DRAIN, MA			
NO INPUT	1.1 .3	1.3 .3	1.1 .3
65 DB INPUT	1.1 .3	1.3 .3	1.1 .3
BATTERY VOLTAGE	1.52 1.55	1.56 1.55	1.56 1.55

THIS HEARING AID HAS MICROPHONES AND AMPLIFIERS IN BOTH TEMPLE PIECES, FEEDING ONE COMMON RECEIVER. THE DATA ABOVE IS FOR THE UNIT ON THE SAME SIDE AS THE RECEIVER. THE BATTERY DRAIN FOR BOTH SIDES IS RECORDED. THE DATA FOR THE FAR SIDE OF ONE UNIT ARE GIVEN ON THE FOLLOWING PAGE.

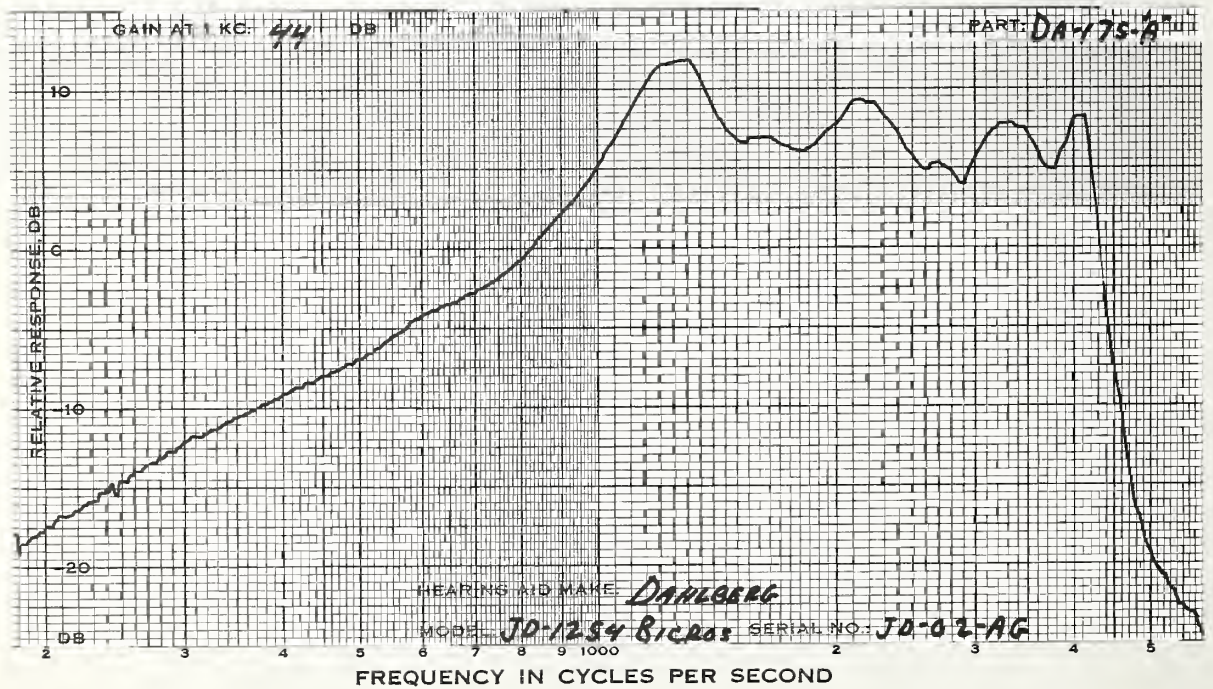
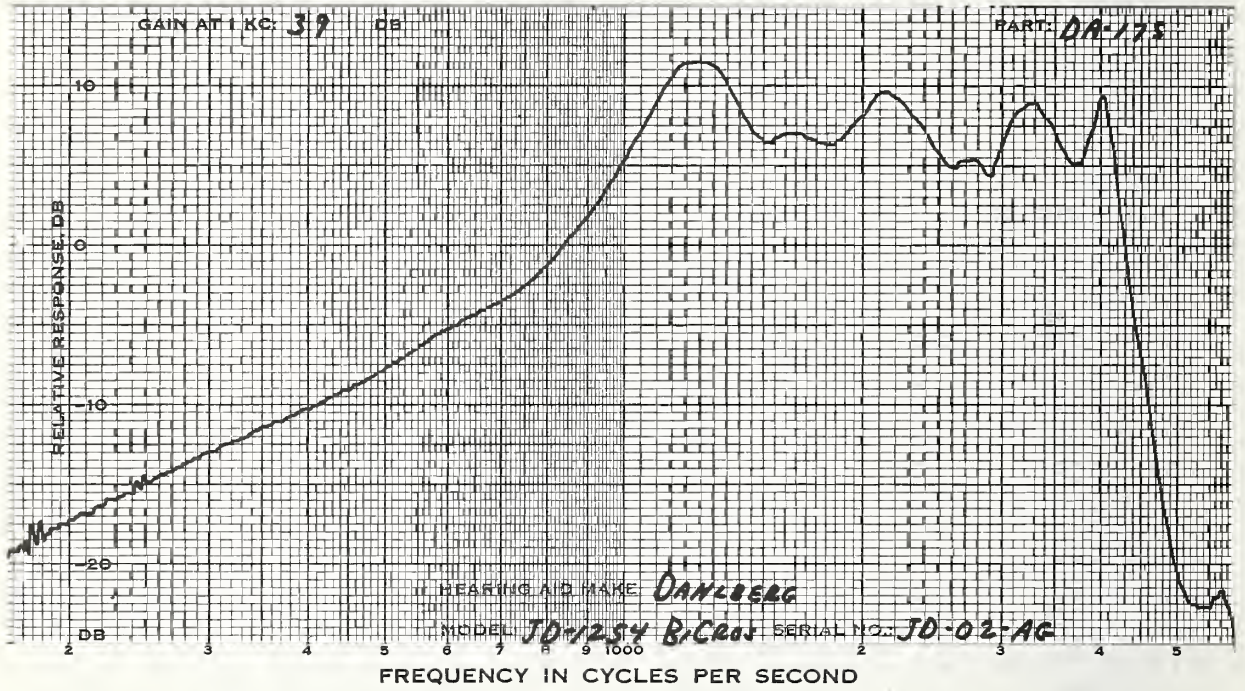
CODE DA175A
SERIAL # JD-02-AG
DATE JUNE 8, 1973

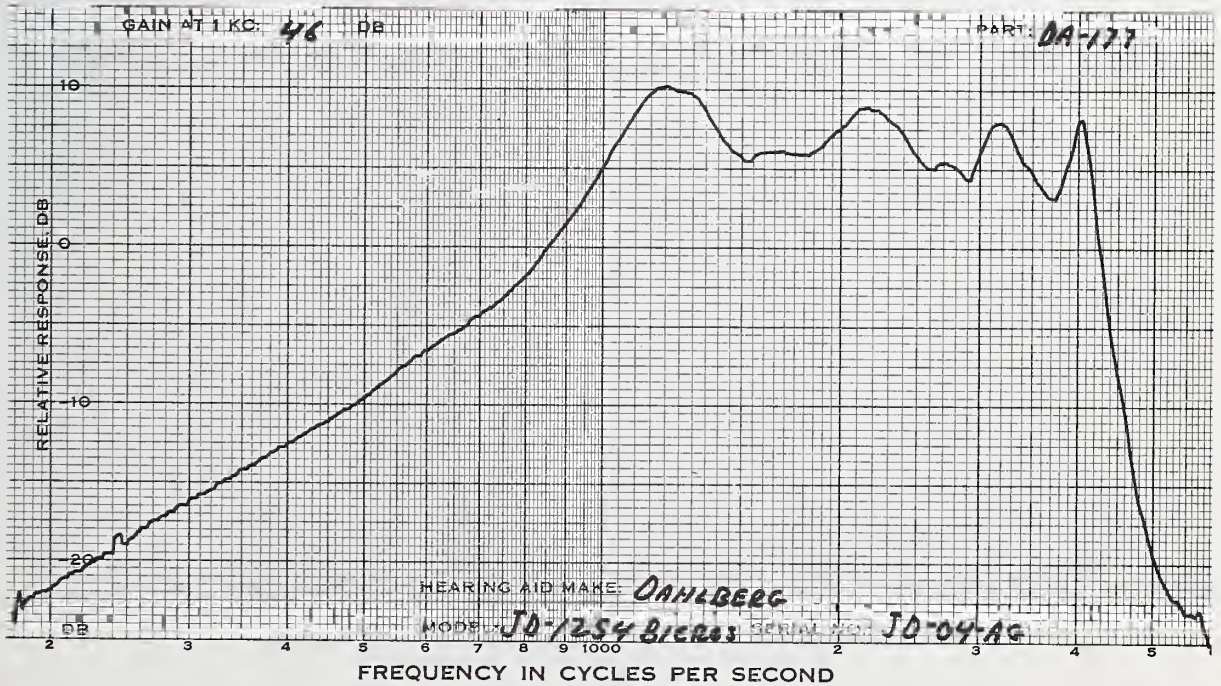
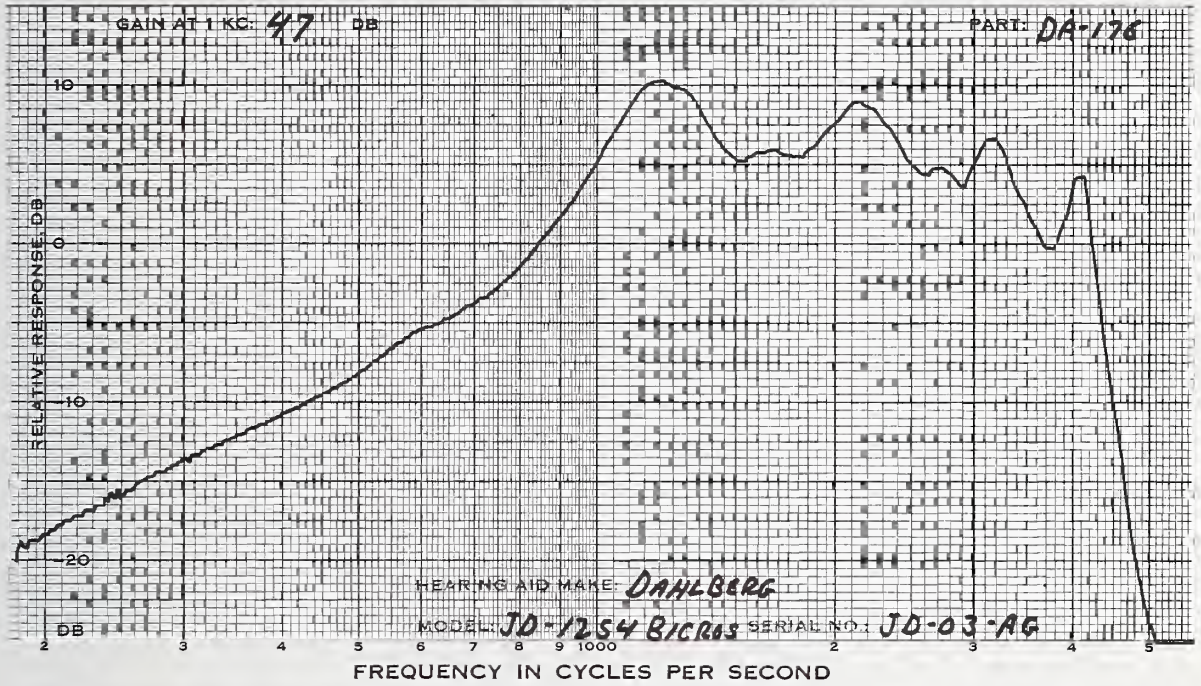
MEASUREMENTS WITH
FULL VOL CONTROL

1KHZ GAIN DB 44.0
MPO, RANDOM NOISE
INPUT LEVEL, DB 74.5
OUTPUT LEVEL DB 117.0

MEASUREMENTS WITH
REDUCED VOLUME
CONTROL SETTING

1KHZ GAIN DB 44.0(FULL)
HARMONIC DIST
@INPUT LEVEL DB 61.0 71.0
500 HZ % 13 48
700 HZ % 16 52
900 HZ % 7 22
MAX DIST % 26 95
FREQ OF MAX DIS 600 600
S/N RATIO DB
1KHZ SIGNAL 41.0
S/HUM RATIO DB
1KHZ SIGNAL N.M.
BATTERY DRAIN, MA
NO INPUT .3
65 DB INPUT .3
BATTERY VOLTAGE 1.55





DANAVOX OB
 MODEL:647I GAIN LIM:MAX TONE:H EARPHONE:4145-56-SM-N BATTERY:401

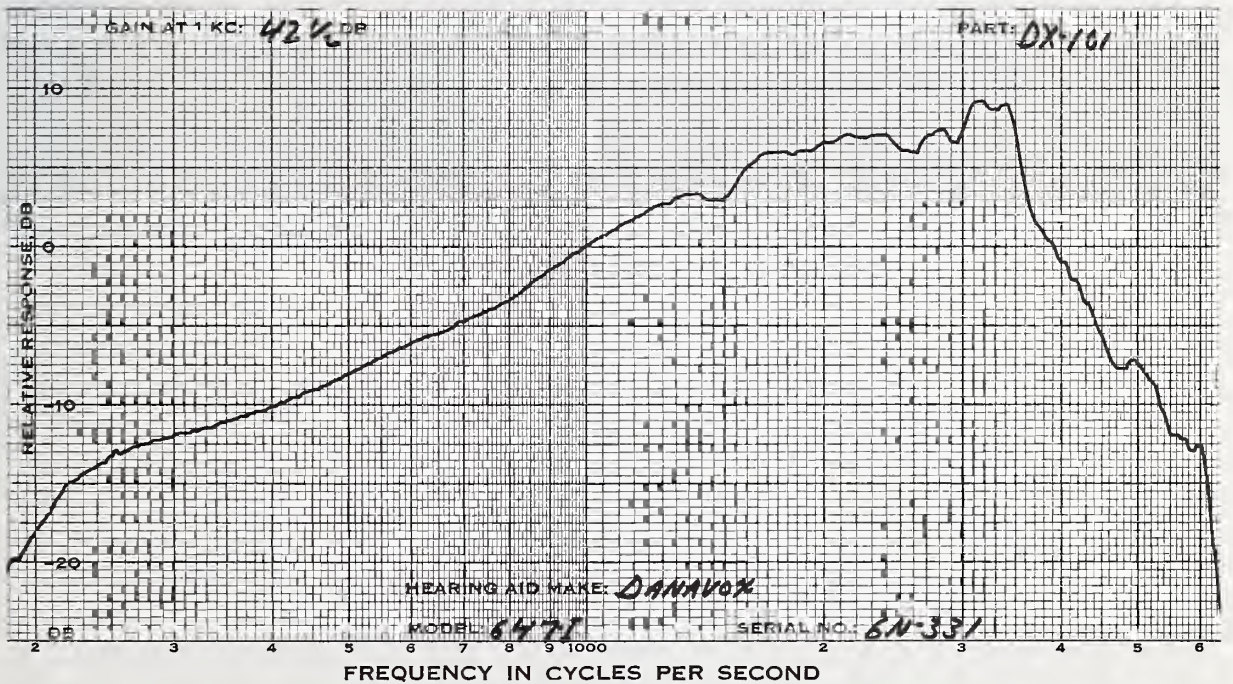
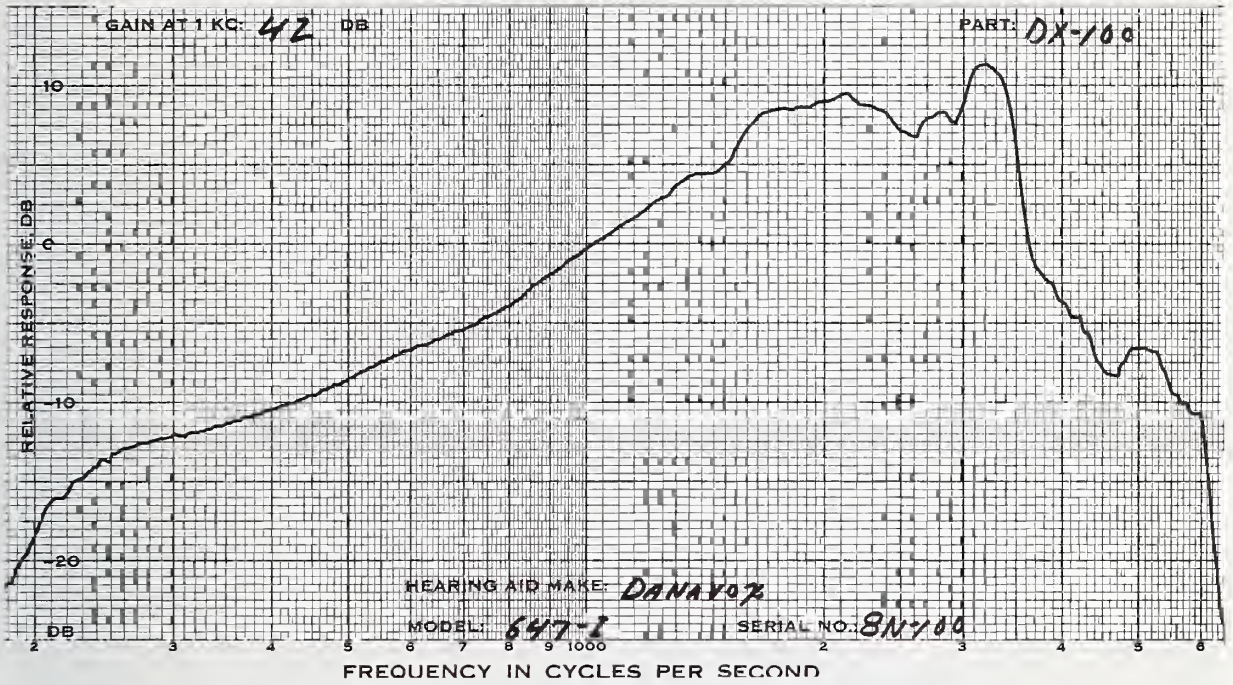
CODE	DX-100	DX-101	DX-102
SERIAL #	8N-100	6N-331	6N-350
DATE		MAR 19, 1973	

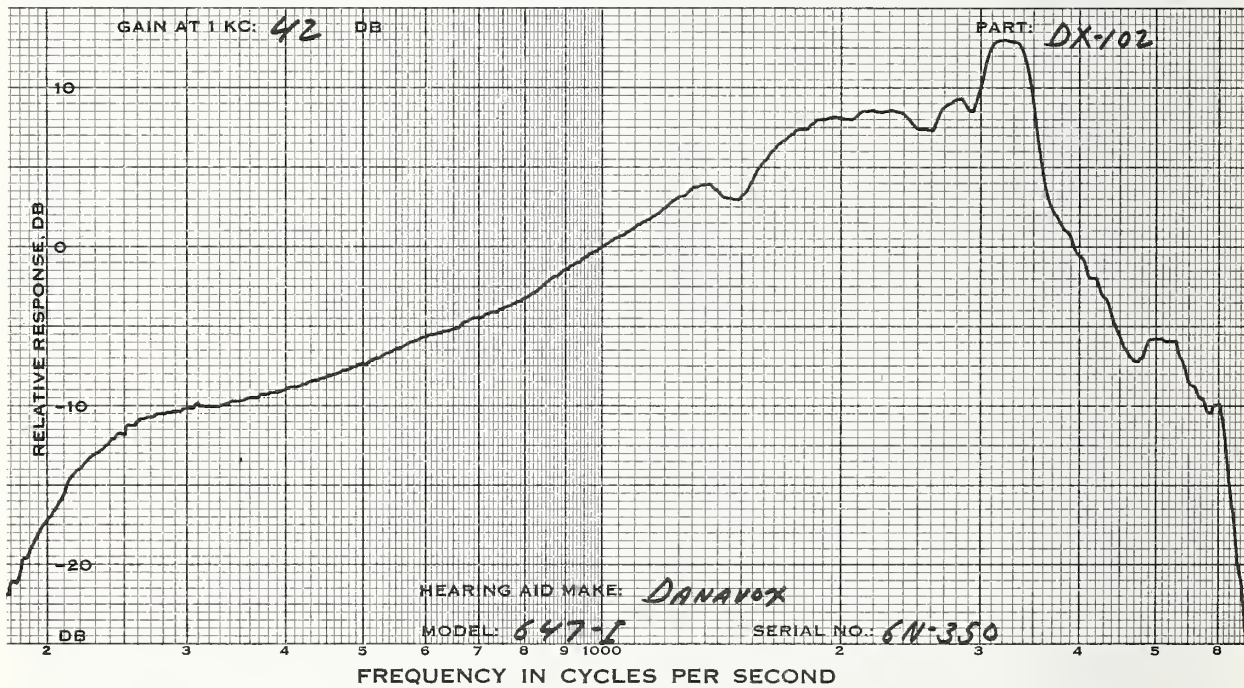
MEASUREMENTS WITH
FULL VOL CONTROL

1KHZ GAIN DB	48.0	48.0	46.0
MPO, RANDOM NOISE			
INPUT LEVEL, DB	73.5	72.0	74.0
OUTPUT LEVEL DB	117.0	116.0	117.0

MEASUREMENTS WITH
REDUCED VOLUME
CONTROL SETTING

1KHZ GAIN DB	42.0	42.5	42.0
HARMONIC DIST			
@INPUT LEVEL DB	60.0 70.0	60.0 70.0	60.0 70.0
500 HZ %	2 1	2 1	2 2
700 HZ %	2 2	1 1	2 2
900 HZ %	2 3	1 2	2 3
MAX DIST %	2 5	2 4	3 6
FREQ OF MAX DIS	500 1590	500 1580	1600 1600
S/N RATIO DB			
1KHZ SIGNAL	40.0	42.0	39.0
S/HUM RATIO DB			
1KHZ SIGNAL	N.M.	N.M.	N.M.
BATTERY DRAIN, MA			
NO INPUT	3.3	3.5	3.3
65 DB INPUT	3.3	3.5	3.3
BATTERY VOLTAGE	1.33	1.35	1.38





DANA VOX OB
 MODEL: 647-SMP TONE: H EARPHONE: 4645-51 BATTERIES: 401(2)

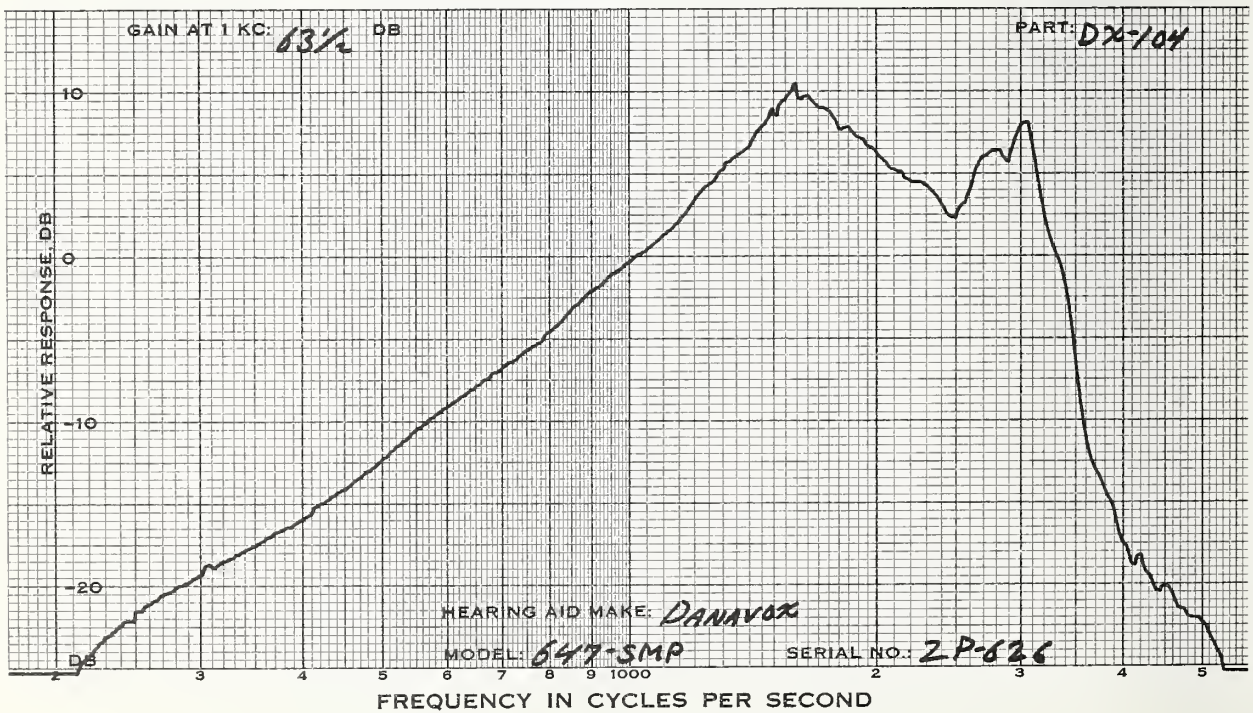
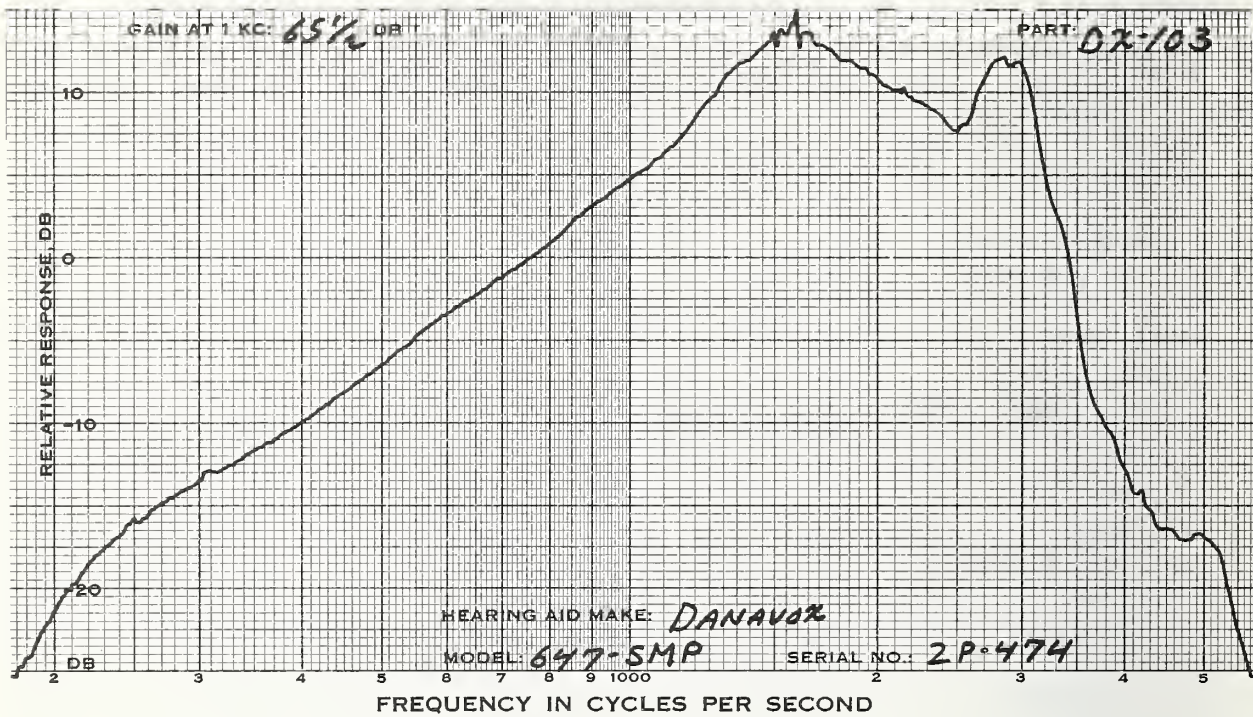
CODE	DX-103	DX-104	DX-105
SERIAL #	2P-474	2P-626	1P-813
DATE		MAR 19, 1973	

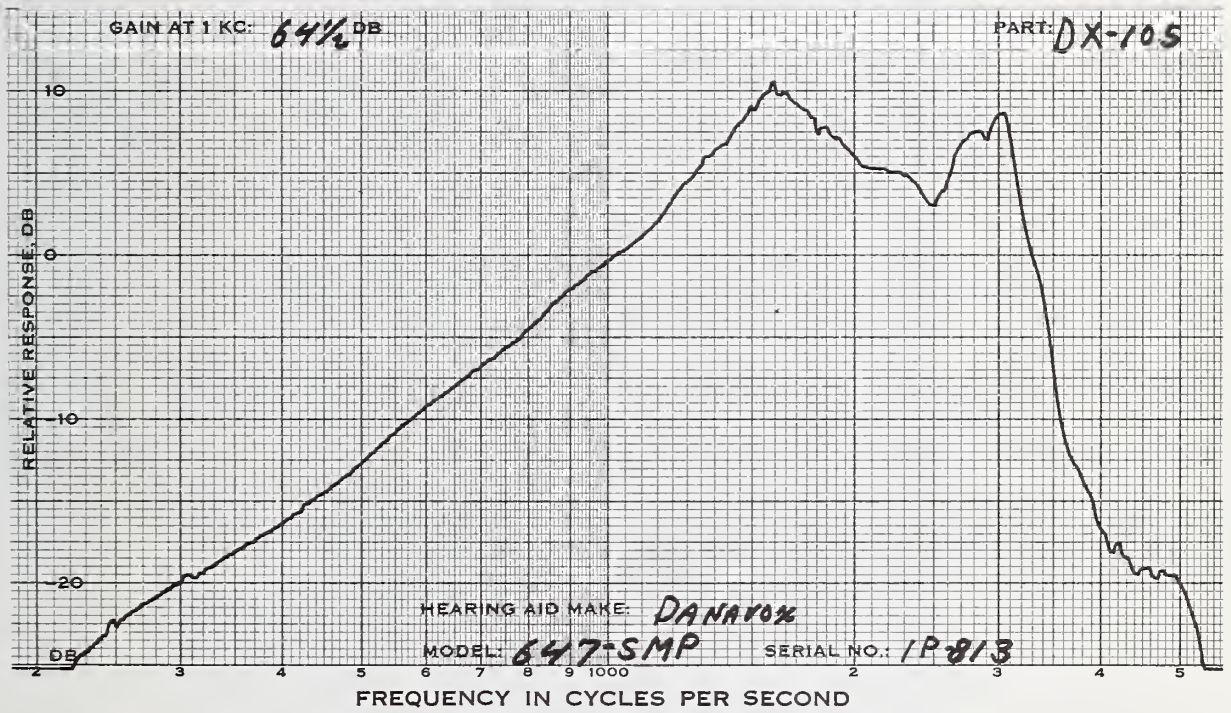
MEASUREMENTS WITH
 FULL VOL CONTROL

1KHZ GAIN DB	75.0	74.5	74.5
MPO, RANDOM NOISE INPUT LEVEL, DB	69.0	70.0	70.0
OUTPUT LEVEL DB	138.5	137.5	138.0

MEASUREMENTS WITH
 REDUCED VOLUME
 CONTROL SETTING

1KHZ GAIN DB	65.5	63.5	64.5
HARMONIC DIST			
@INPUT LEVEL DB	60.0 70.0	60.0 70.0	60.0 70.0
500 HZ %	10 14	9 16	9 15
700 HZ %	11 17	12 22	10 17
900 HZ %	6 10	10 16	6 10
MAX DIST %	11 17	9 21	9 15
FREQ OF MAX DIS	700 700	500 800	500 780
S/N RATIO DB			
1KHZ SIGNAL	42.5	42.5	40.0
S/HUM RATIO DB			
1KHZ SIGNAL	N.M.	N.M.	N.M.
BATTERY DRAIN, MA			
NO INPUT	4.7 4.1	4.5 4.9	4.7 4.3
65 DB INPUT	16.5 16.8	17.2 16.3	15.5 15.0
BATTERY VOLTAGE	1.32 1.32	1.33 1.32	1.33 1.33





DANAVOX OB
 MODEL:727PPX TONE:SEE BELOW EARPHONE:4145-52 BATTERY:MN1500

CODE	DX-106	DX-107	DX-108
SERIAL #	03-105	03528	03602
DATE		MAR 20, 1973	

MEASUREMENTS WITH
FULL VOL CONTROL

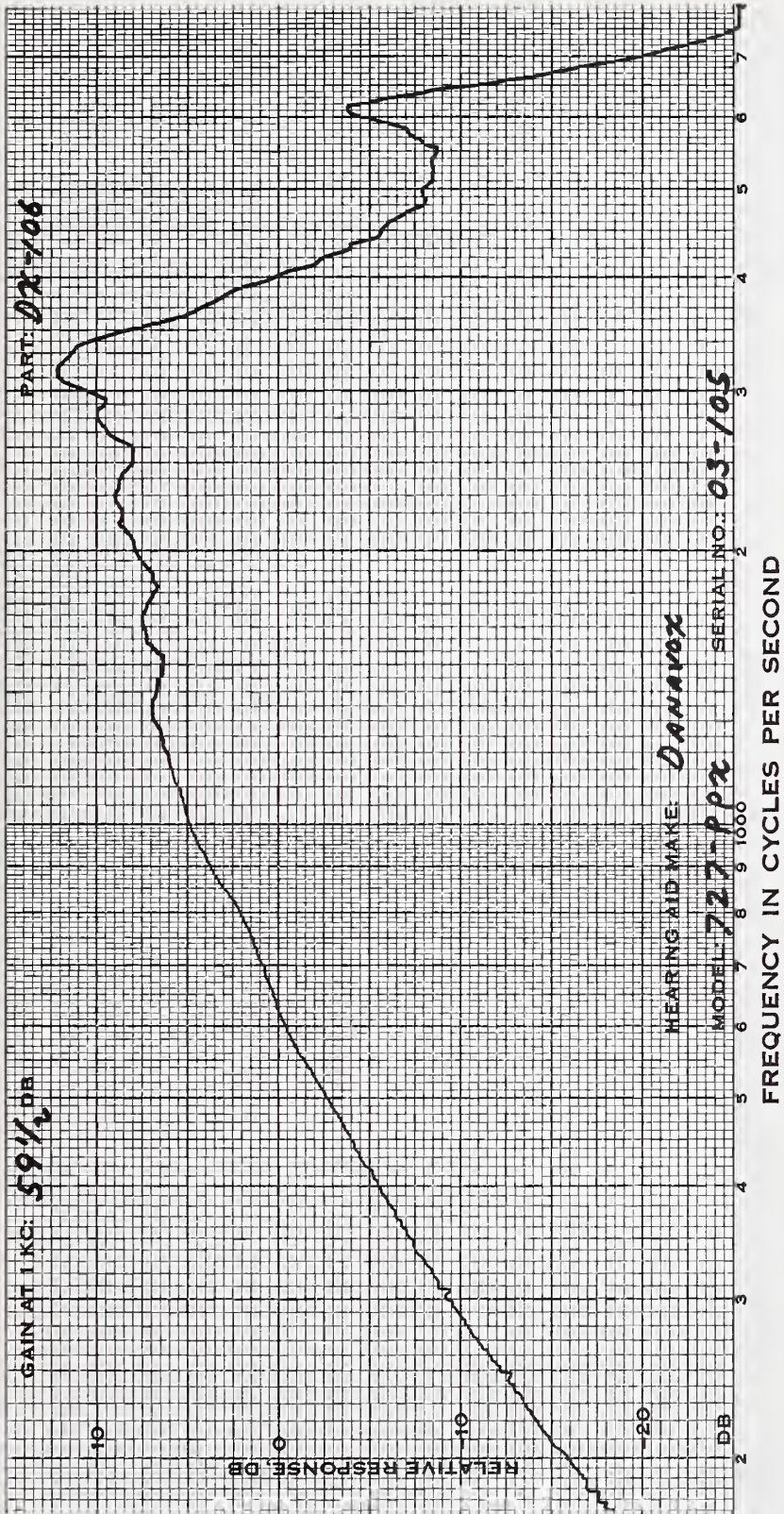
1KHZ GAIN DB	69.5	71.0	72.0
MPO, RANDOM NOISE INPUT LEVEL, DB	75.0	73.0	74.0
OUTPUT LEVEL DB	132.0	132.5	133.0

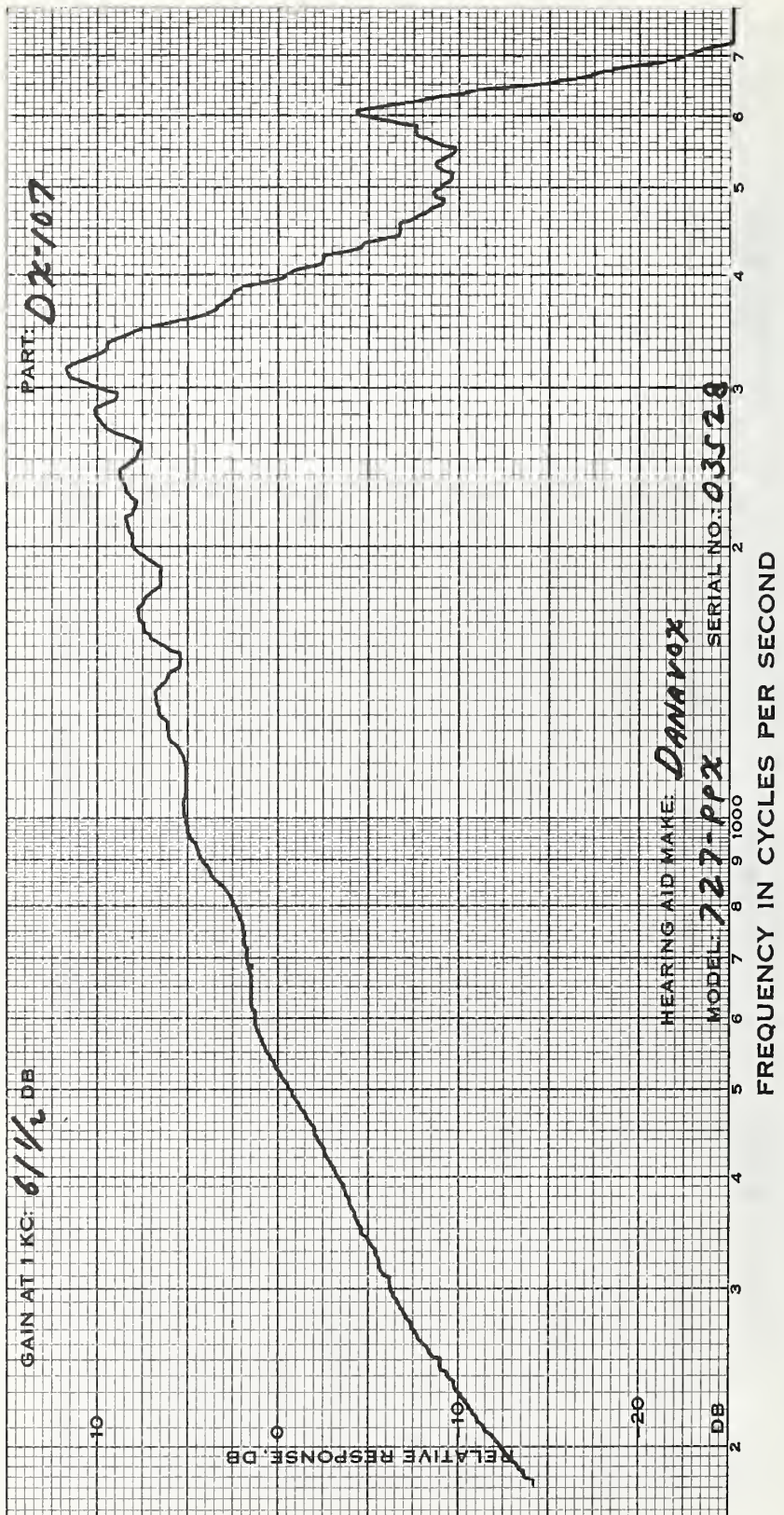
MEASUREMENTS WITH
REDUCED VOLUME
CONTROL SETTING

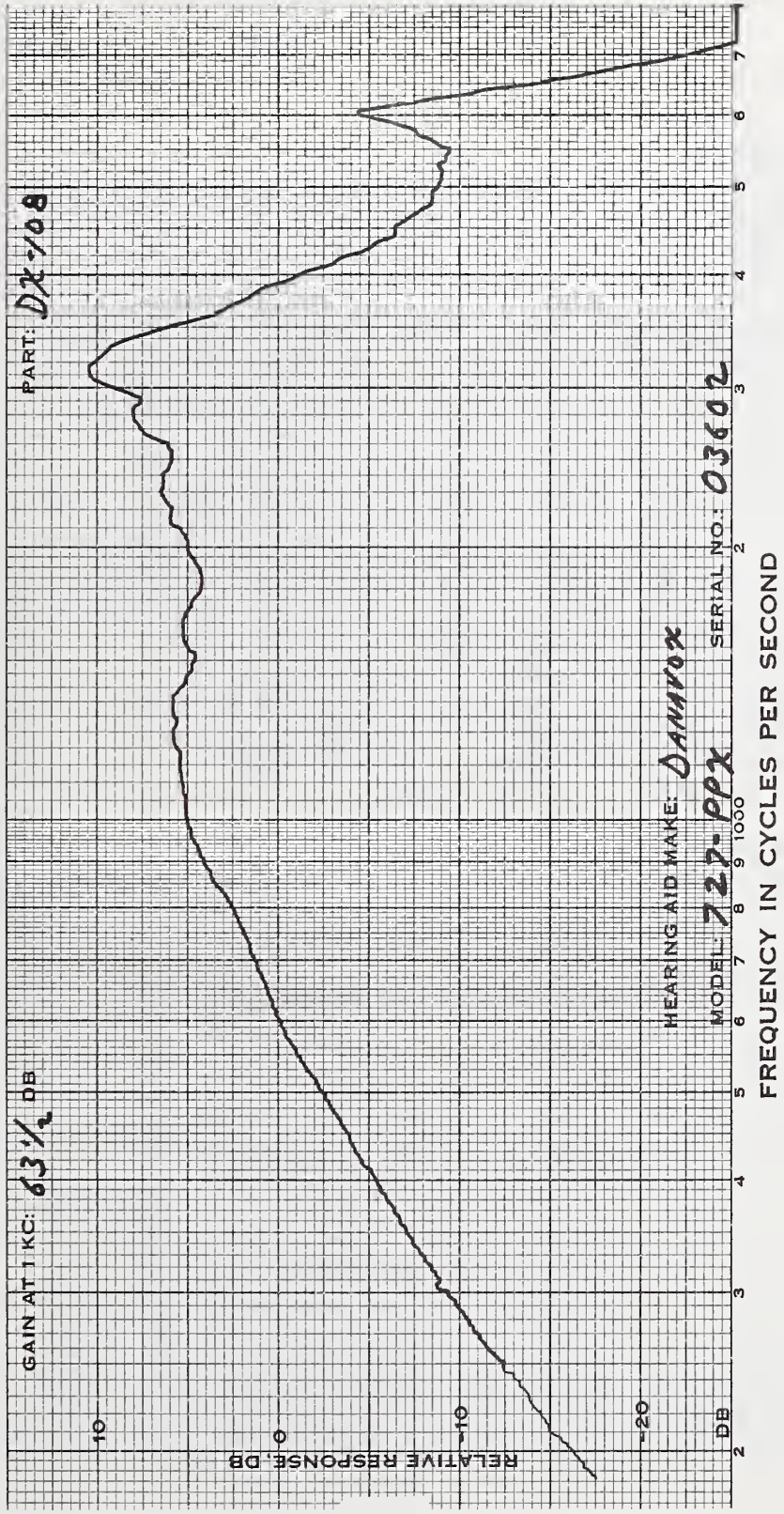
1KHZ GAIN DB	59.5	61.5	63.5
HARMONIC DIST			
@INPUT LEVEL DB	60.0 70.0	60.0 70.0	60.0 70.0
500 HZ %	19 23	4 11	6 12
700 HZ %	23 24	5 12	8 15
900 HZ %	20 19	5 14	6 14
MAX DIST %	23 24	5 15	9 15
FREQ OF MAX DIS	700 700	900 1020	640 990
S/N RATIO DB			
1KHZ SIGNAL	41.0	41.5	42.5
S/HUM RATIO DB			
1KHZ SIGNAL	N.M.	N.M.	N.M.
BATTERY DRAIN, MA			
NO INPUT	.0	.0	.0
65 DB INPUT	.0	.0	.0
BATTERY VOLTAGE	.00	.00	.00

GAIN LIM:MAX TONE:H OAI:I

THE CONSTRUCTION OF THE BATTERY COMPARTMENT MADE
IT IMPOSSIBLE TO MEASURE THE BATTERY DRAIN.







FIDELITY OE HIGH PASS
 MODEL:F-11 TONE:NONE TUBING:30MM BATTERY:S76

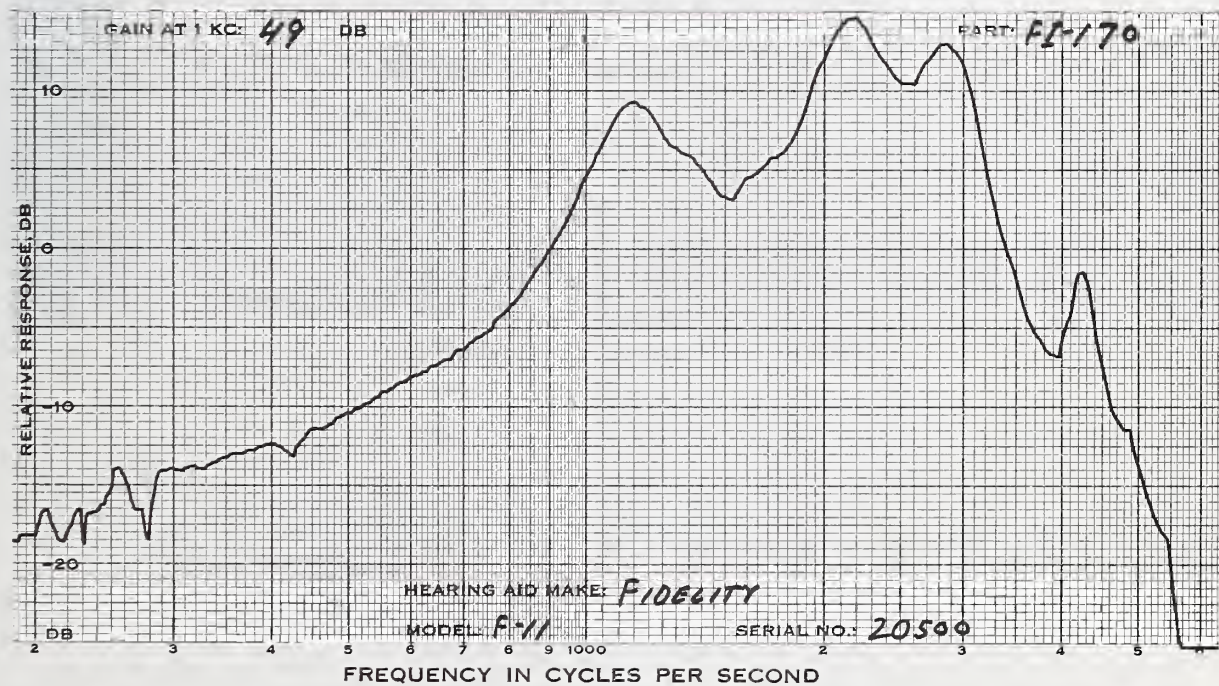
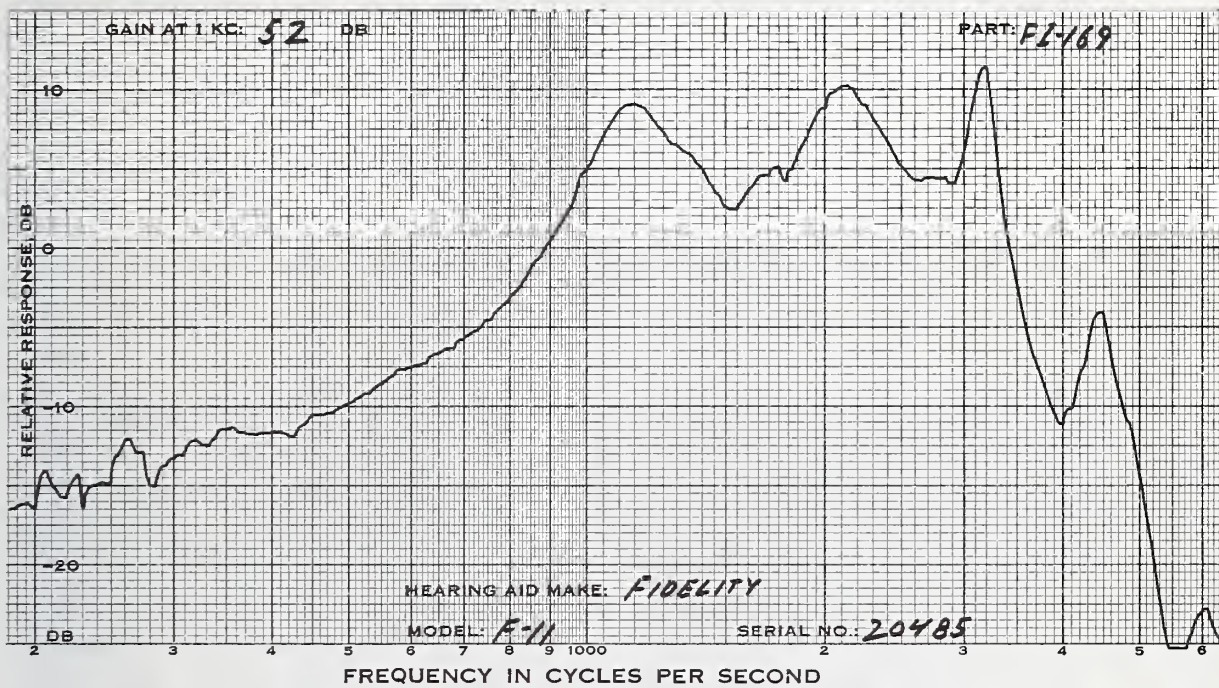
CODE	FI-169	FI-170	FI-171
SERIAL #	20485	20500	20699
DATE		MAR 21, 1973	

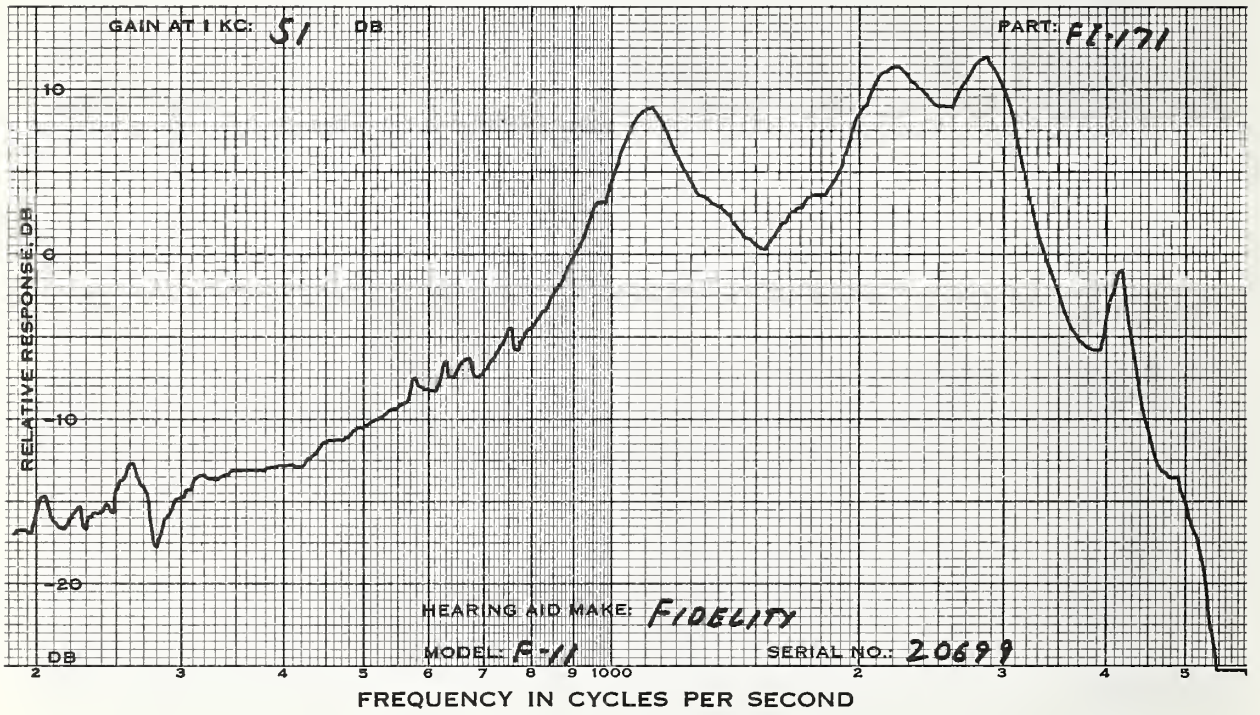
MEASUREMENTS WITH FULL VOL CONTROL

1KHZ GAIN DB	56.0	58.0	51.0
MPO, RANDOM NOISE INPUT LEVEL, DB	75.0	76.0	80.0
OUTPUT LEVEL DB	122.0	121.5	121.0

MEASUREMENTS WITH REDUCED VOLUME CONTROL SETTING

1KHZ GAIN DB	52.0	49.0	51.0(FULL)
HARMONIC DIST			
@INPUT LEVEL DB	60.0 70.0	60.0 70.0	60.0 70.0
900 HZ %	1 3	1 1	1 3
1500 HZ %	1 9	1 8	1 9
2000 HZ %	0 10	2 14	0 10
MAX DIST %	1 30	4 18	1 30
FREQ OF MAX DIS	900 1600	2100 2120	900 1600
S/N RATIO DB			
1KHZ SIGNAL	44.5	40.5	42.0
S/HUM RATIO DB			
1KHZ SIGNAL	N.M.	N.M.	N.M.
BATTERY DRAIN, MA			
NO INPUT	1.7	1.8	1.7
65 DB INPUT	1.7	1.8	1.7
BATTERY VOLTAGE	1.56	1.56	1.56
S/N 2KHZ	46.5	45.0	43.0





FIDELITY OE HIGH PASS
 MODEL:F-39 TONE:N PC:T TUBING:30MM BATTERY:S76

CODE	FI-172	FI-173	FI-174
SERIAL #	711734	711837	177944
DATE		APR 5, 1973	

MEASUREMENTS WITH
 FULL VOL CONTROL

1KHZ GAIN DB	67.0	71.5	72.0
MPD, RANDOM NOISE			
INPUT LEVEL, DB	77.5	77.0	74.0
OUTPUT LEVEL DB	130.0	129.5	130.0

MEASUREMENTS WITH
 REDUCED VOLUME
 CONTROL SETTING

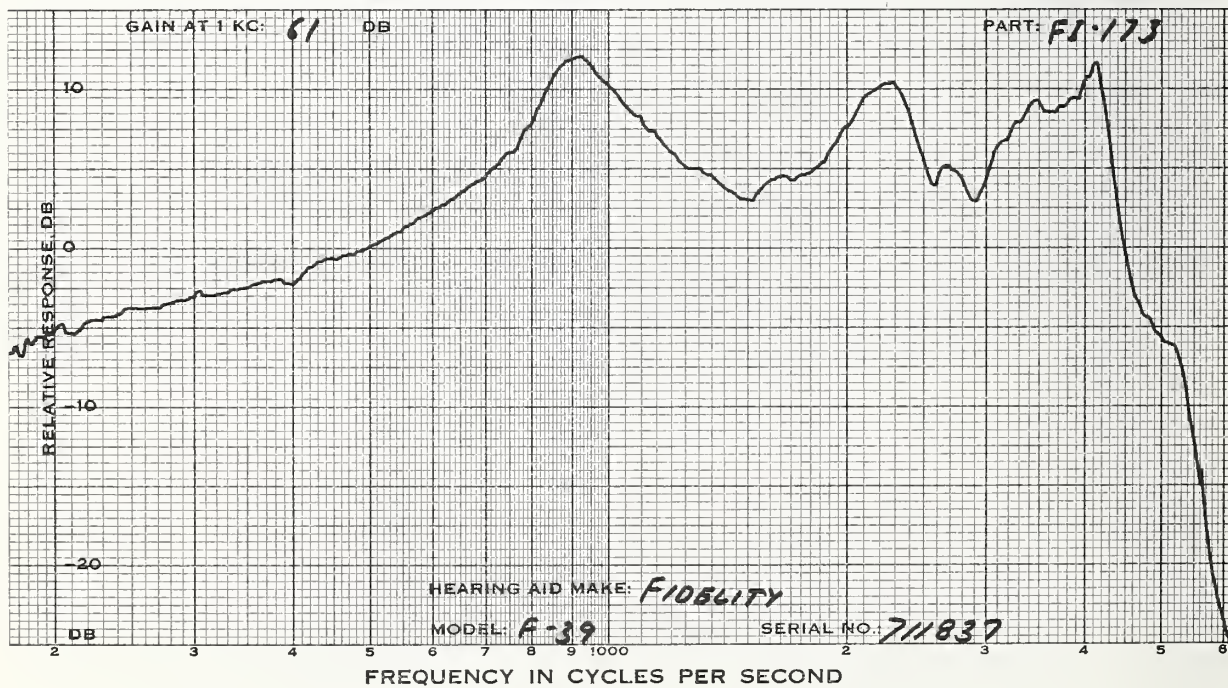
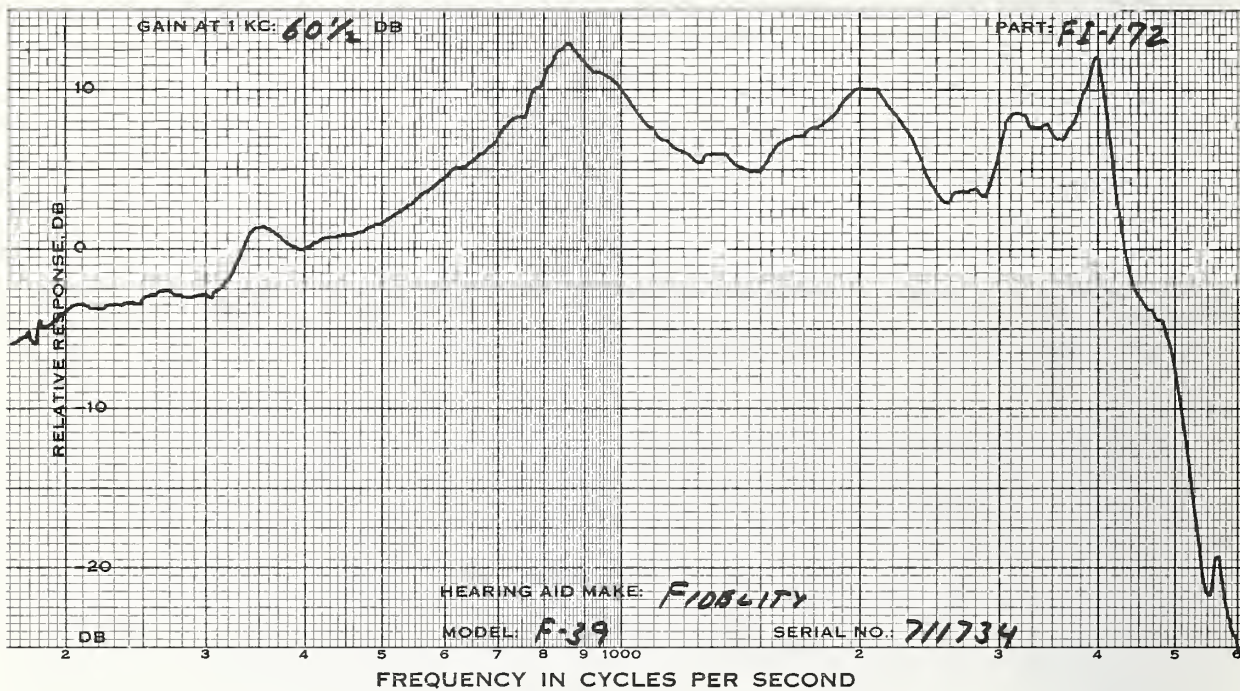
1KHZ GAIN DB	60.5	61.0	59.5
HARMONIC DIST			
@INPUT LEVEL DB	60.0 70.0	60.0 70.0	60.0 70.0
900 HZ %	1 2	1 1	1 3
1500 HZ %	3 7	3 6	2 4
2000 HZ %	1 2	2 2	2 4
MAX DIST %	4 9	4 7	4 7
FREQ OF MAX DIS	1070 1120	1110 1150	1090 1090

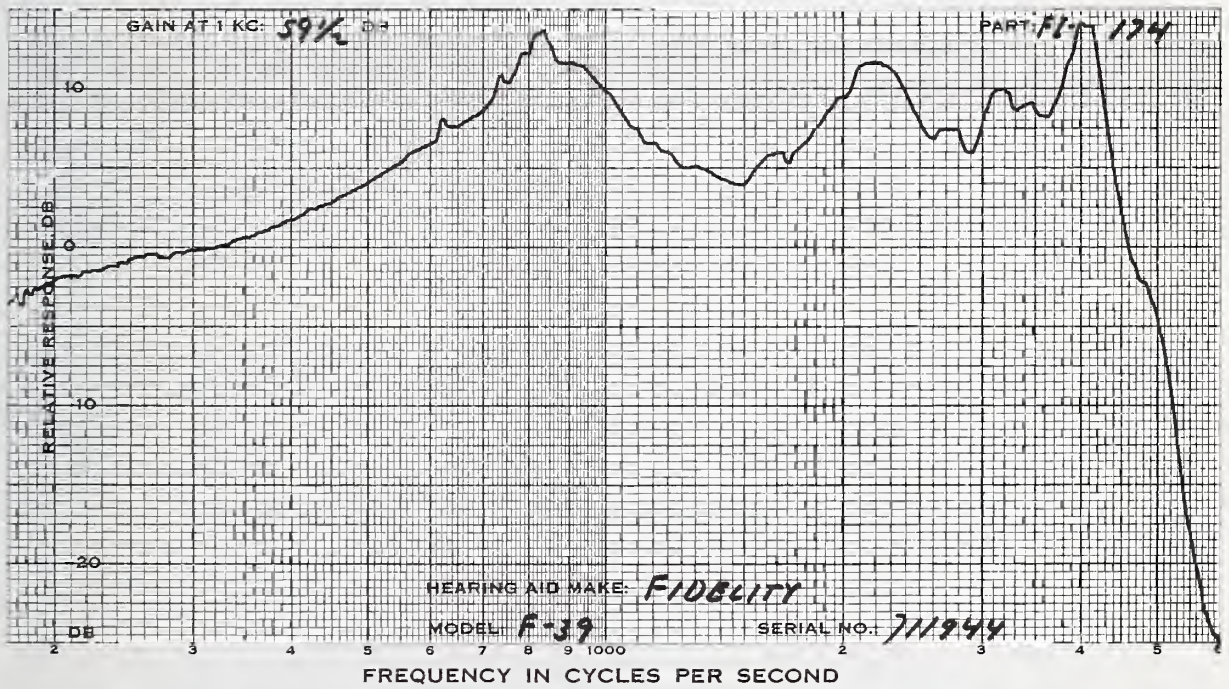
S/N RATIO DB			
1KHZ SIGNAL	43.0	43.0	41.5
S/HUM RATIO DB			
1KHZ SIGNAL	N.M.	N.M.	N.M.
BATTERY DRAIN, MA			
NO INPUT	5.2	4.9	2.7
65 DB INPUT	5.6	5.3	2.9
BATTERY VOLTAGE	1.53	1.52	1.55

S/N 2KHZ	35.5	35.5	34.0
----------	------	------	------

THE GAIN HAD TO BE REDUCED ON FI-172 BEFORE BEGINNING
 THE TEST TO PREVENT FEEDBACK.

THE HIGH PASS DESIGNATION IS THAT GIVEN BY THE MANUFACTURER.





FIDELITY OE HIGH PASS
 MODEL:F-173 TONE:NONE TUBING:30MM BATTERY:675

CODE	FI-175	FI-176	FI-177
SERIAL #	8830	9020	9140
DATE		MAR 22, 1973	

MEASUREMENTS WITH
 FULL VOL CONTROL

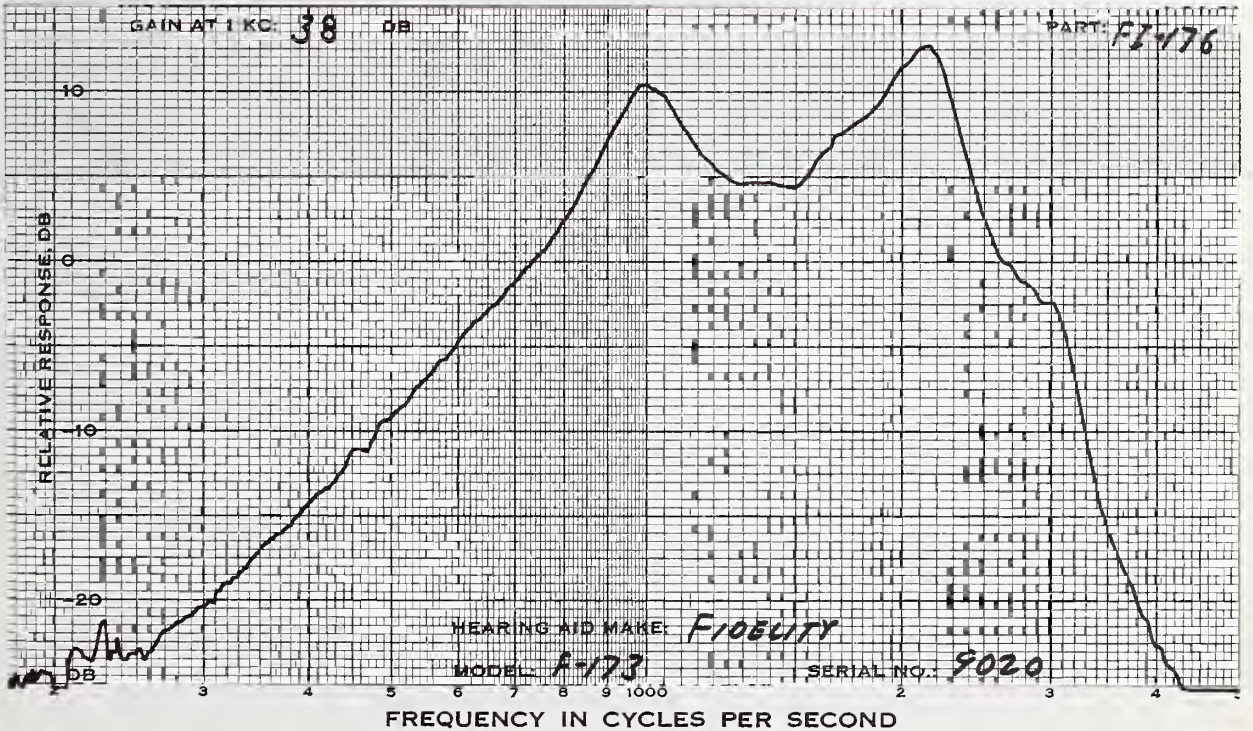
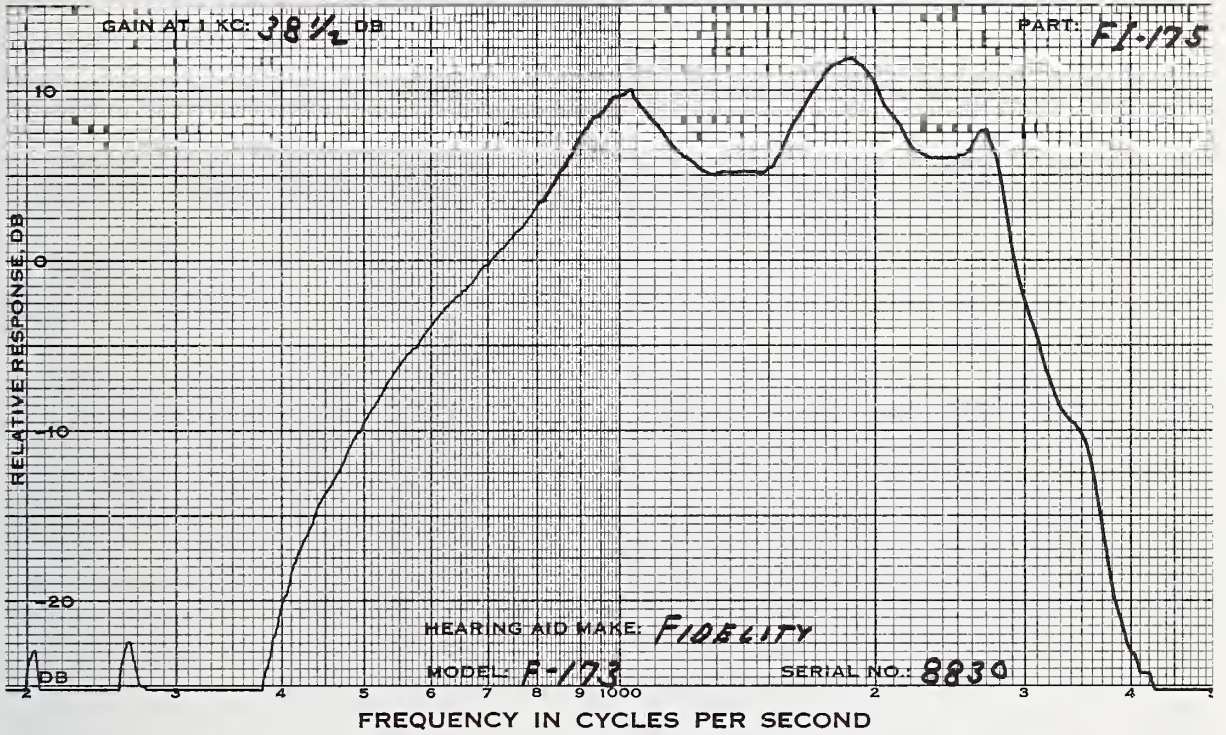
	FI-175	FI-176	FI-177
1KHZ GAIN DB	38.5	38.0	39.5
MPO, RANDOM NOISE			
INPUT LEVEL, DB	83.0	83.0	83.0
OUTPUT LEVEL DB	114.0	113.0	113.0

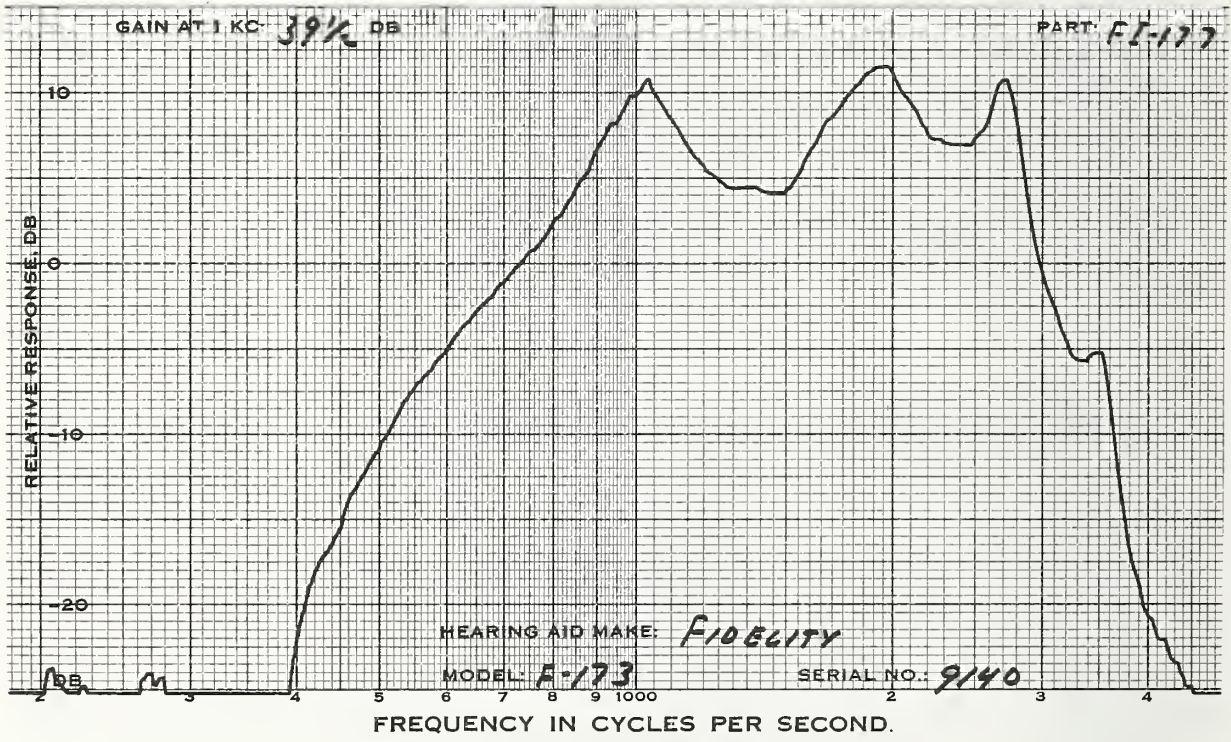
MEASUREMENTS WITH
 REDUCED VOLUME
 CONTROL SETTING

	FI-175		FI-176		FI-177	
1KHZ GAIN DB	38.5(FULL)		38.0(FULL)		39.5(FULL)	
HARMONIC DIST						
@INPUT LEVEL DB	70.0	80.0	68.5	78.5	67.5	77.5
900 HZ %	3	8	1	5	3	10
1500 HZ %	2	6	1	4	3	12
2000 HZ %	1	4	1	4	2	5
MAX DIST %	3	8	1	5	3	12
FREQ OF MAX DIS	500	500	900	500	700	700
S/N RATIO DB						
1KHZ SIGNAL	51.0		49.5		48.5	
S/HUM RATIO DB						
1KHZ SIGNAL	N.M.		N.M.		N.M.	
BATTERY DRAIN, MA						
NO INPUT	.0		.0		.6	
65 DB INPUT	.0		.0		.6	
BATTERY VOLTAGE	.00		.00		1.40	

S/N 2KHZ 55.0 53.0 51.5

THE BATTERY DRAIN WAS OBTAINED FOR ONLY ONE INSTRUMENT,
 AS IT WAS NECESSARY TO BREAK THE BATTERY HOLDER.





FIDELITY
 MODEL:F-360 TONE:N EARPHONE:PP BATTERY:401 OB HIGH PASS

CODE	FI-178	FI-179	FI-180
SERIAL #	330051	330245	330843
DATE		MAR 8, 1973	

MEASUREMENTS WITH
 FULL VOL CONTROL

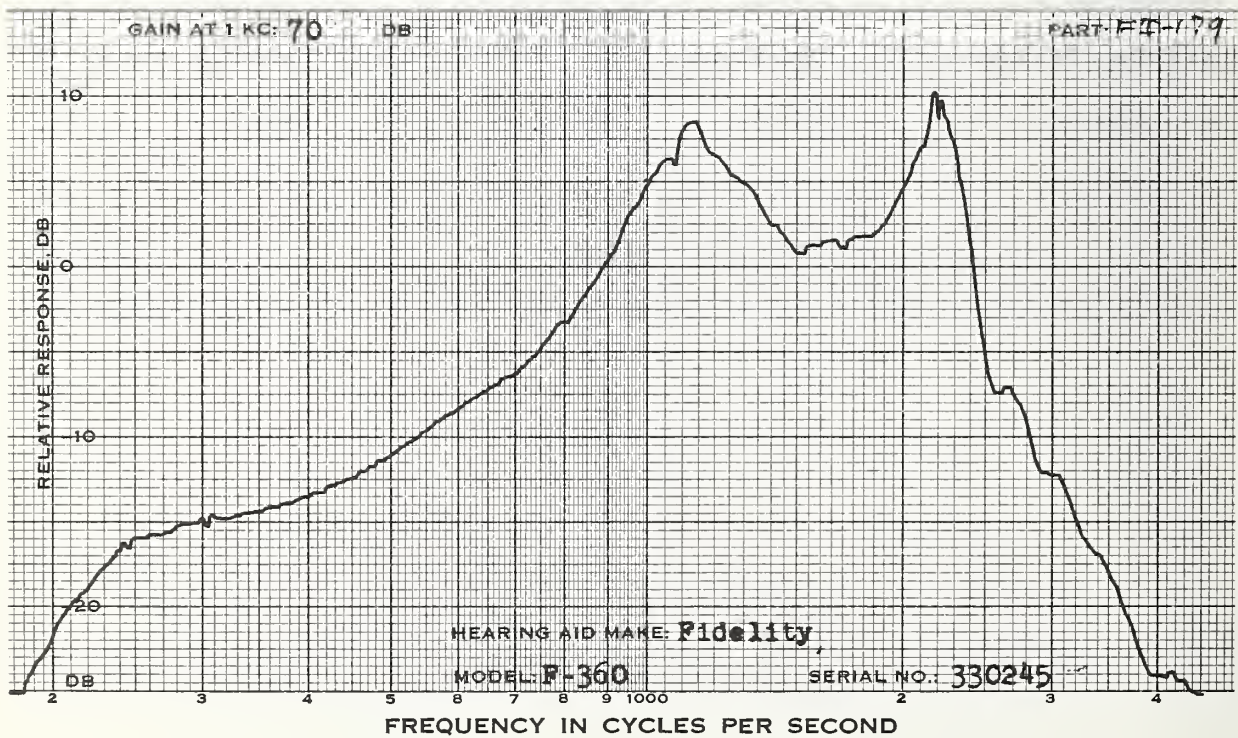
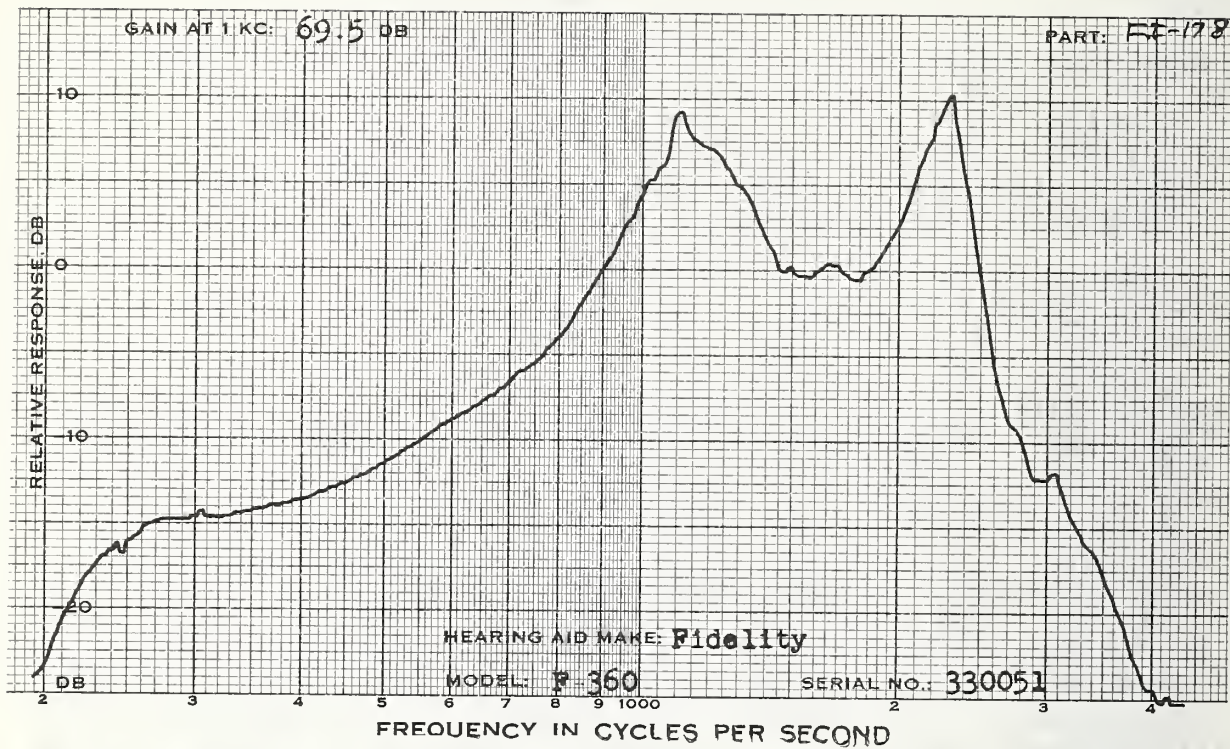
1KHZ GAIN DB	81.0	82.0	82.5
MPO, RANDOM NOISE			
INPUT LEVEL, DB	72.0	75.0	75.0
OUTPUT LEVEL DB	138.0	138.5	139.0

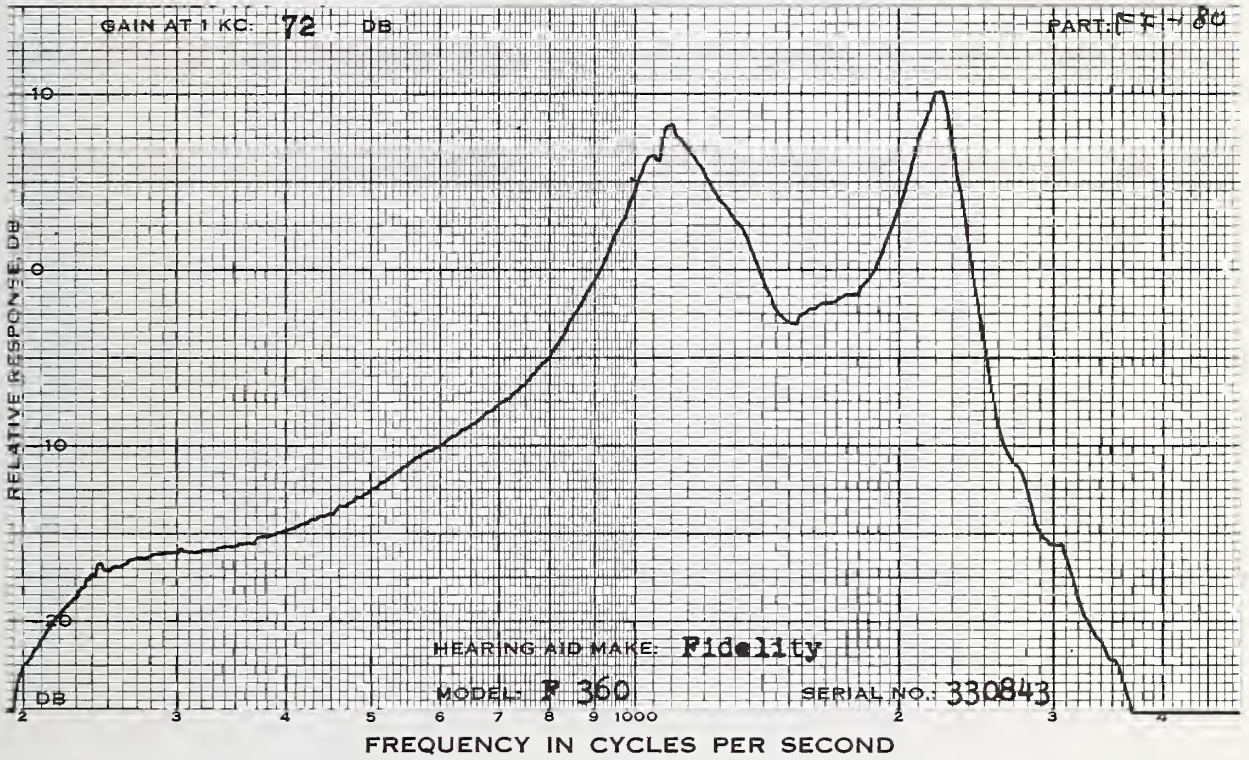
MEASUREMENTS WITH
 REDUCED VOLUME
 CONTROL SETTING

1KHZ GAIN DB	69.5	70.0	72.0
HARMONIC DIST			
@INPUT LEVEL DB	60.0 70.0	60.0 70.0	60.0 70.0
900 HZ %	0 2	0 2	1 1
1500 HZ %	0 1	0 1	0 1
2000 HZ %	1 2	1 2	1 3
MAX DIST %	2 4	2 5	4 9
FREQ OF MAX DIS	1180 2290	1100 1120	1120 1140

S/N RATIO DB			
1KHZ SIGNAL	57.0	57.5	59.0
S/HUM RATIO DB			
1KHZ SIGNAL	N.M.	N.M.	N.M.
BATTERY DRAIN, MA			
NO INPUT	4.1	4.3	4.3
65 DB INPUT	13.6	13.4	13.5
BATTERY VOLTAGE	1.33	1.35	1.36

S/N 2KHZ	45.0	45.5	57.5
----------	------	------	------





FIDELITY OB
 MODEL:F-364 TONE:SEE BELOW EARPHONE:7 BATTERY:401

CODE	FI-181	FI-182	FI-183
SERIAL #	330735	330837	330931
DATE		APR 6, 1973	

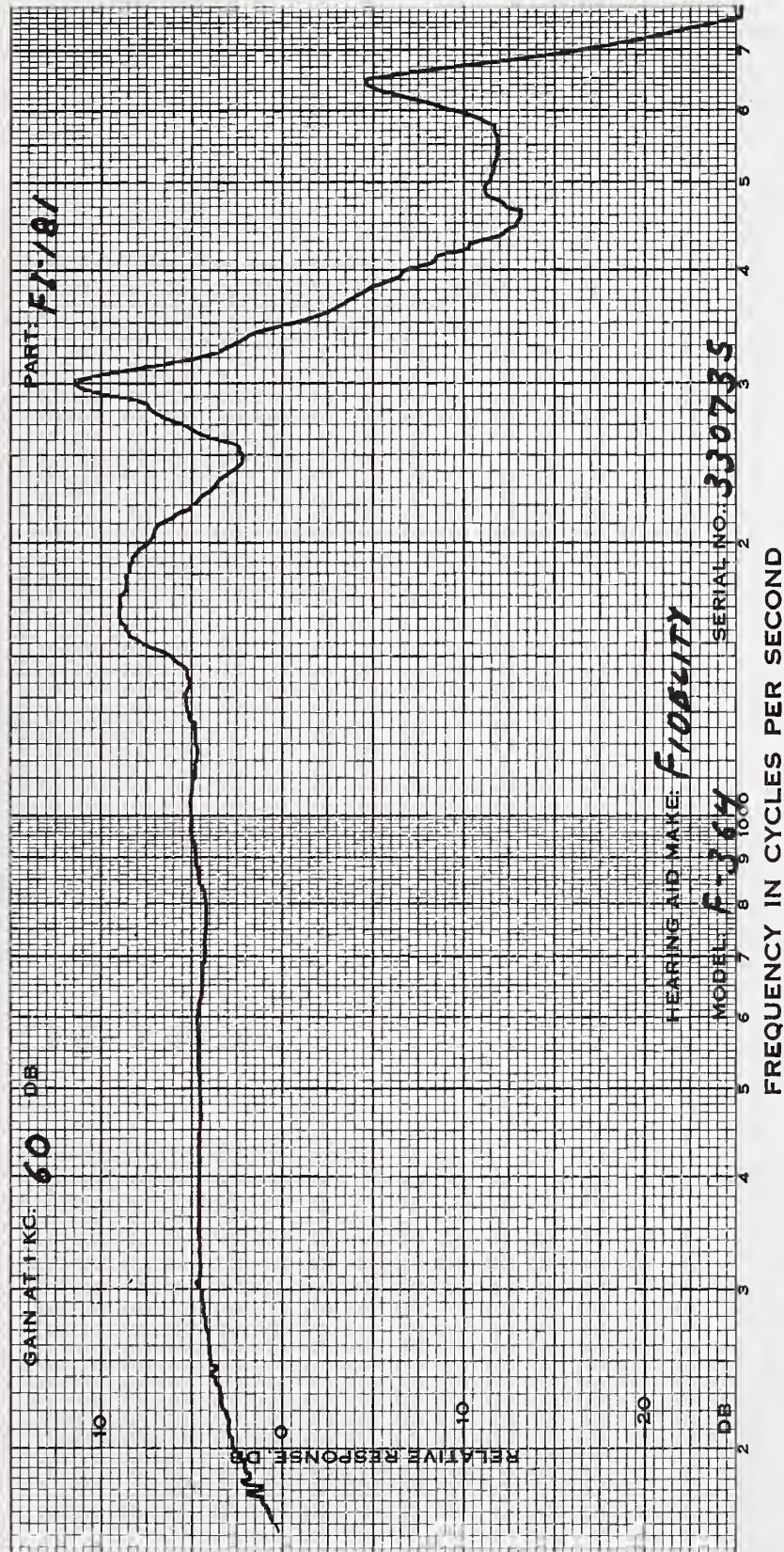
MEASUREMENTS WITH
FULL VOL CONTROL

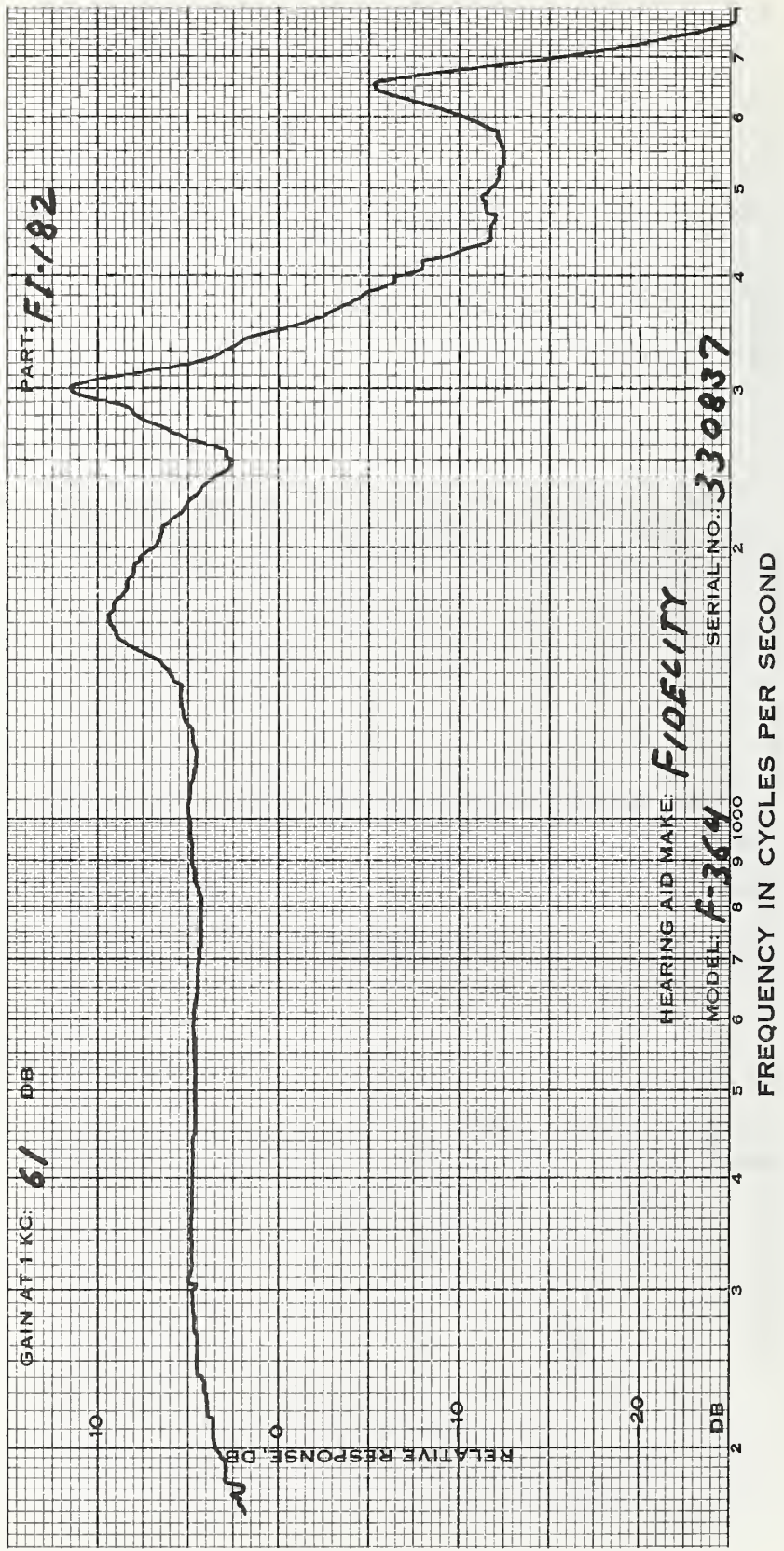
1KHZ GAIN DB	73.5	74.5	73.0
MPO, RANDOM NOISE			
INPUT LEVEL, DB	70.5	71.0	64.0
OUTPUT LEVEL DB	132.0	133.0	132.0

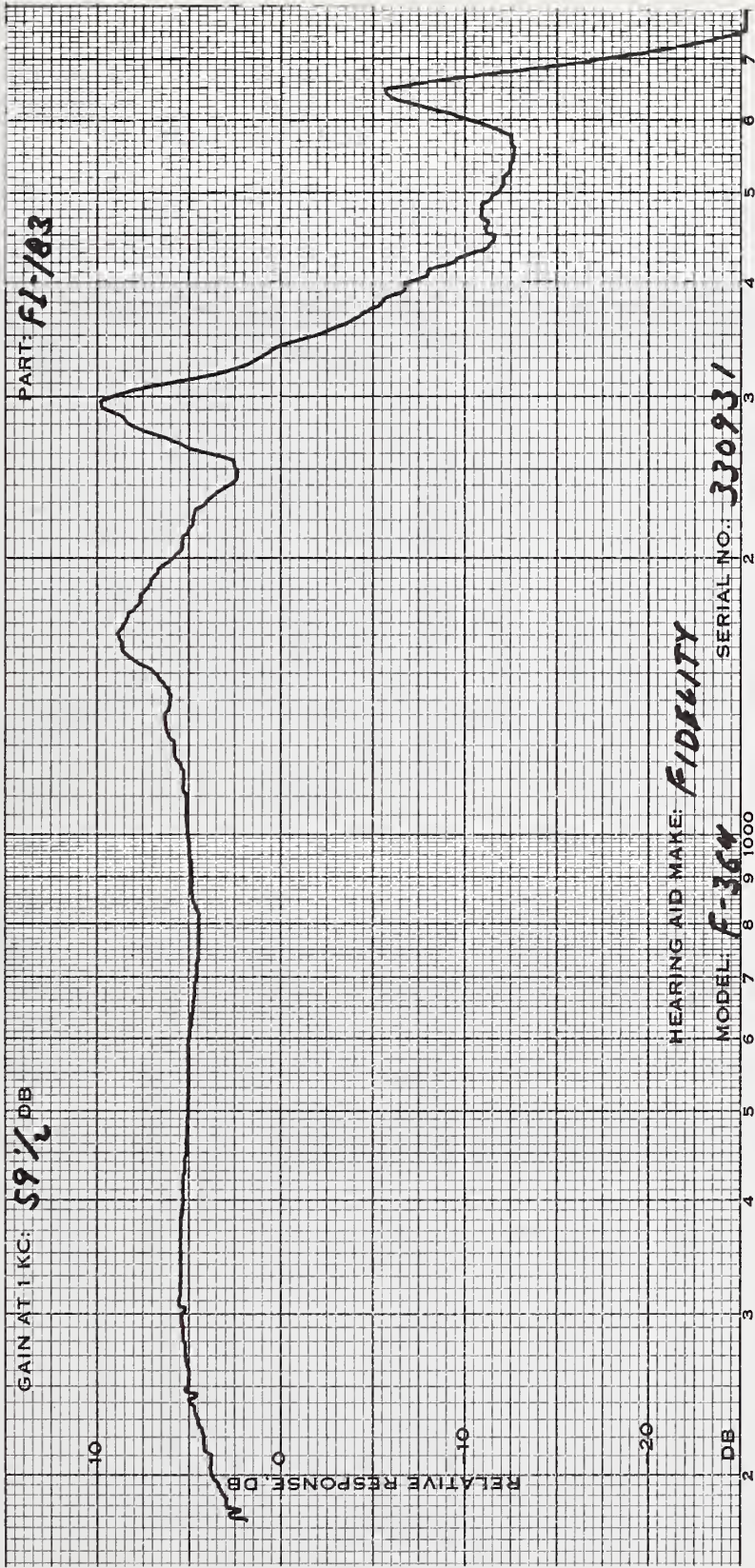
MEASUREMENTS WITH
REDUCED VOLUME
CONTROL SETTING

1KHZ GAIN DB	60.0	61.0	59.5
HARMONIC DIST			
@INPUT LEVEL DB	60.0 70.0	60.0 70.0	60.0 70.0
500 HZ %	5 5	3 9	5 6
700 HZ %	5 7	4 6	5 4
900 HZ %	5 8	3 3	4 4
MAX DIST %	6 8	5 10	6 5
FREQ OF MAX DIS	810 810	790 550	760 790
S/N RATIO DB			
1KHZ SIGNAL	41.0	37.5	40.5
S/HUM RATIO DB			
1KHZ SIGNAL	N.M.	N.M.	N.M.
BATTERY DRAIN, MA			
NO INPUT	6.6	7.5	6.7
65 DB INPUT	13.5	15.0	14.0
BATTERY VOLTAGE	1.31	1.35	1.35

VOLT:1.5 TONE SW:N PC:0 COMP:OFF TONE:L







FIDELITY
 MODEL:F652 TONE:NONE BATTERY:S312

IE HIGH PASS

CODE	FI-184	FI-185	FI-186
SERIAL #	801468	801620	802155
DATE		MAY 31, 1973	

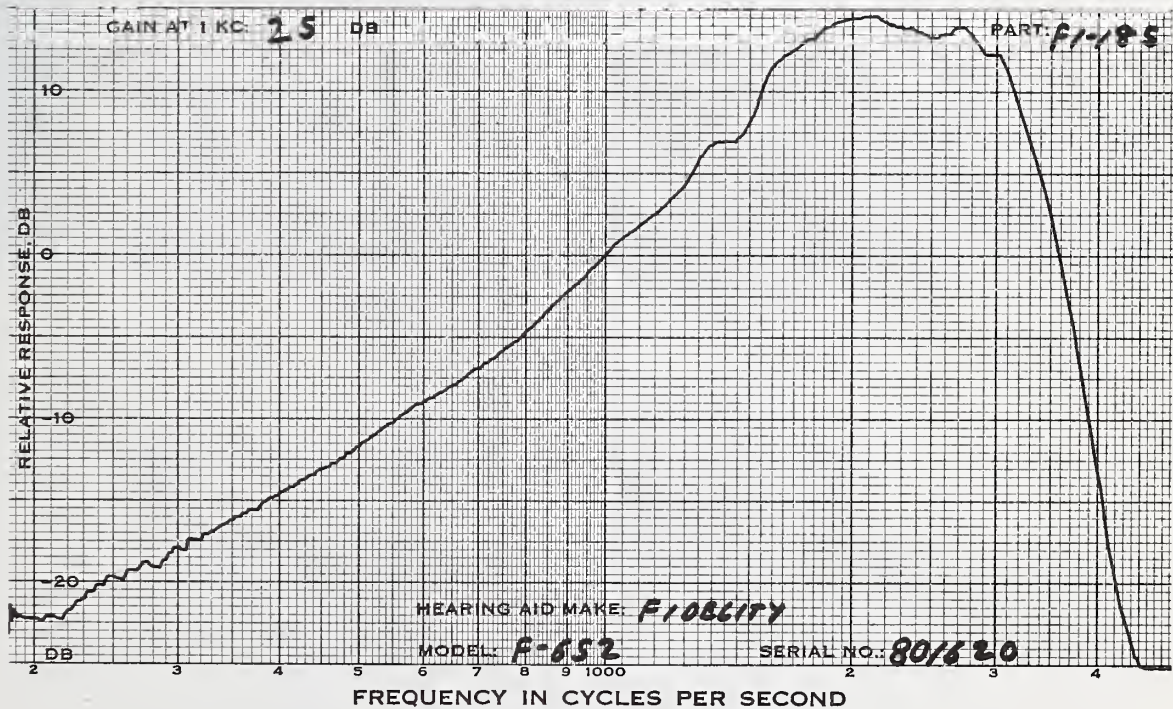
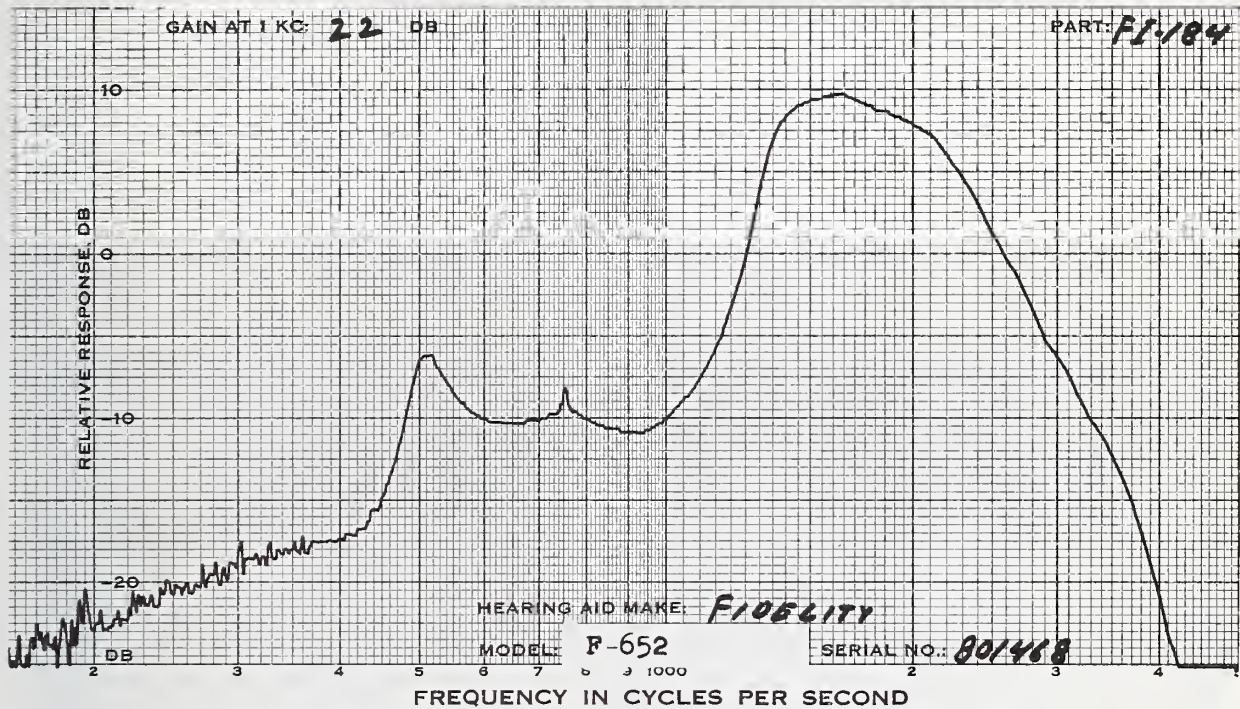
MEASUREMENTS WITH
 FULL VOL CONTROL

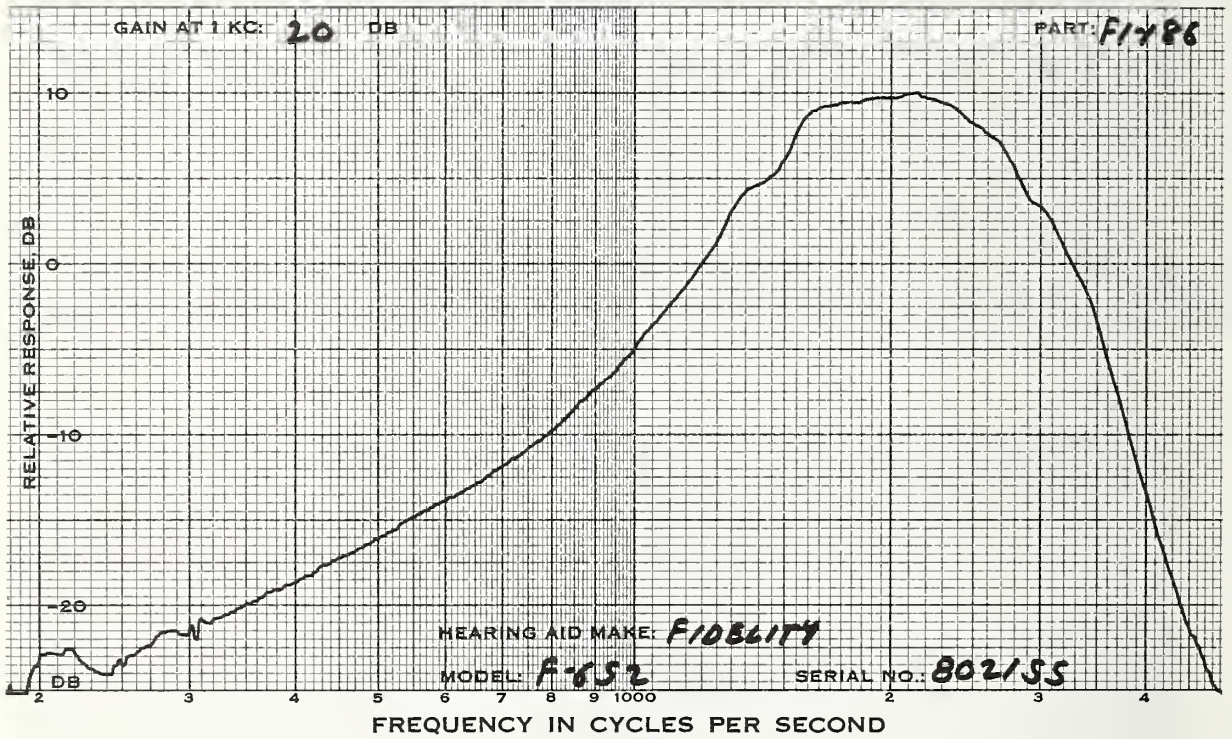
1KHZ GAIN DB	22.0	29.0	30.5
MPO, RANDOM NOISE			
INPUT LEVEL, DB	79.0	80.0	80.0
OUTPUT LEVEL DB	97.5	100.0	95.0

MEASUREMENTS WITH
 REDUCED VOLUME
 CONTROL SETTING

1KHZ GAIN DB	22.0(FULL)	25.0	20.0
HARMONIC DIST			
@INPUT LEVEL DB	66.0 76.0	60.0 70.0	60.0 70.0
900 HZ %	8 7	8 20	5 9
1500 HZ %	0 0	5 9	2 4
2000 HZ %	0 0	0 0	0 0
MAX DIST %	8 7	8 20	5 9
FREQ OF MAX DIS	900 900	500 500	500 500
S/N RATIO DB			
1KHZ SIGNAL	23.0	29.5	25.5
S/HUM RATIO DB			
1KHZ SIGNAL	N.M.	N.M.	N.M.
BATTERY DRAIN, MA			
NO INPUT	.0	.0	.0
65 DB INPUT	.0	.0	.0
BATTERY VOLTAGE	.00	.00	.00
S/N 2KHZ	36.5	40.5	37.5

THE BATTERY DRAIN COULD NOT BE MEASURED BECAUSE
 OF THE DESIGN OF THE BATTERY COMPARTMENT.





LEHR OB
 MODEL:112 G:F P:F TONE:L EARPHONE:4620-51 BATTERIES:401(2)

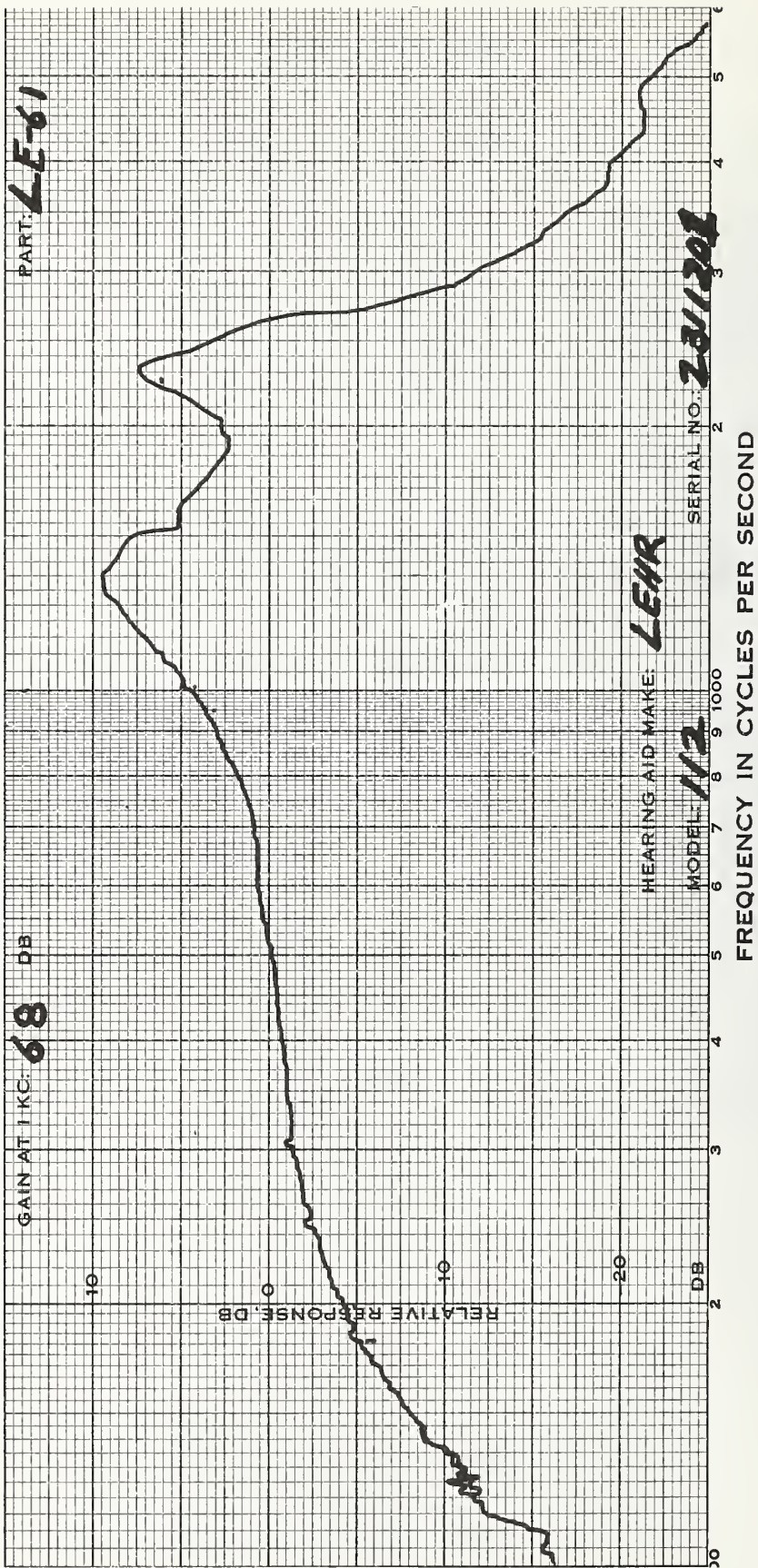
CODE	LE-061	LE-062	LE-063
SERIAL #	2311201	2311257	2311316
DATE		FEB 7, 1973	

MEASUREMENTS WITH
 FULL VOL CONTROL

1KHZ GAIN DB	82.5	85.5	85.5
MPO, RANDOM NOISE			
INPUT LEVEL, DB	64.0	62.0	64.0
OUTPUT LEVEL DB	138.0	138.5	139.5

MEASUREMENTS WITH
 REDUCED VOLUME
 CONTROL SETTING

1KHZ GAIN DB	68.0	69.0	71.0
HARMONIC DIST			
@INPUT LEVEL DB	60.0 70.0	60.0 70.0	60.0 70.0
500 HZ %	8 17	5 13	30 36
700 HZ %	8 16	2 7	20 22
900 HZ %	2 2	1 1	7 5
MAX DIST %	13 23	5 15	35 41
FREQ OF MAX DIS	610 610	500 610	600 620
S/N RATIO DB			
1KHZ SIGNAL	42.5	45.0	48.0
S/HUM RATIO DB			
1KHZ SIGNAL	N.M.	N.M.	N.M.
BATTERY DRAIN, MA			
NO INPUT	7.5 7.3	6.2 6.2	6.3 6.4
65 DB INPUT	14.0 14.0	18.5 19.0	20.0 21.0
BATTERY VOLTAGE	1.38 1.38	1.30 1.30	1.39 1.36




PART: **LE82**

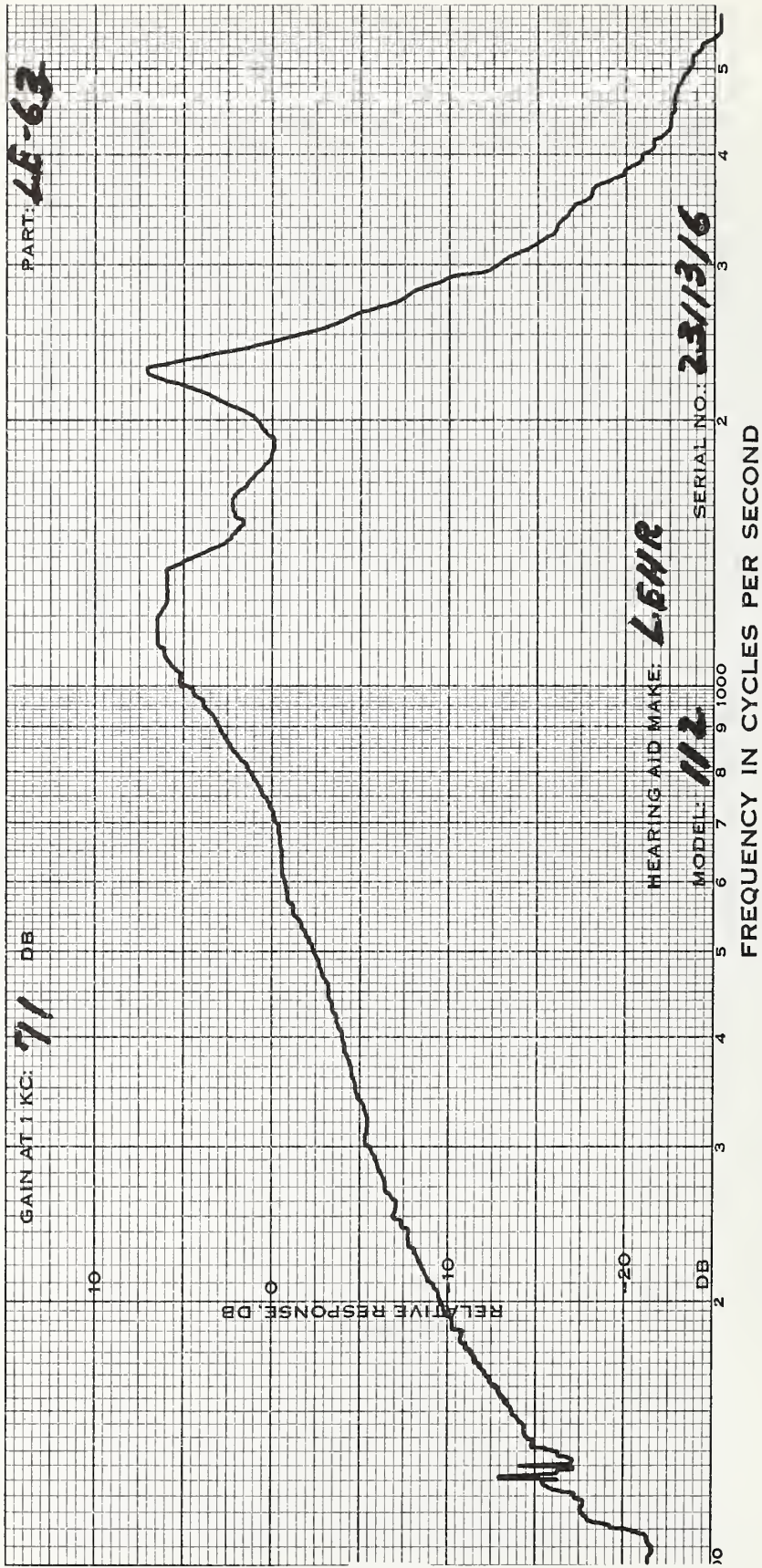
GAIN AT 1 KC: **69** DB

HEARING AID MAKE: **LEHR**

SERIAL NO. **2311257**

MODEL: **112**





LEHR MODEL:*6 TONE:NONE TUBING:1 1/4 BATTERY:675 OE

CODE	LE-064	LE-065	LE-066
SERIAL #	2300571	2300599	2300603
DATE		MAR 5, 1973	

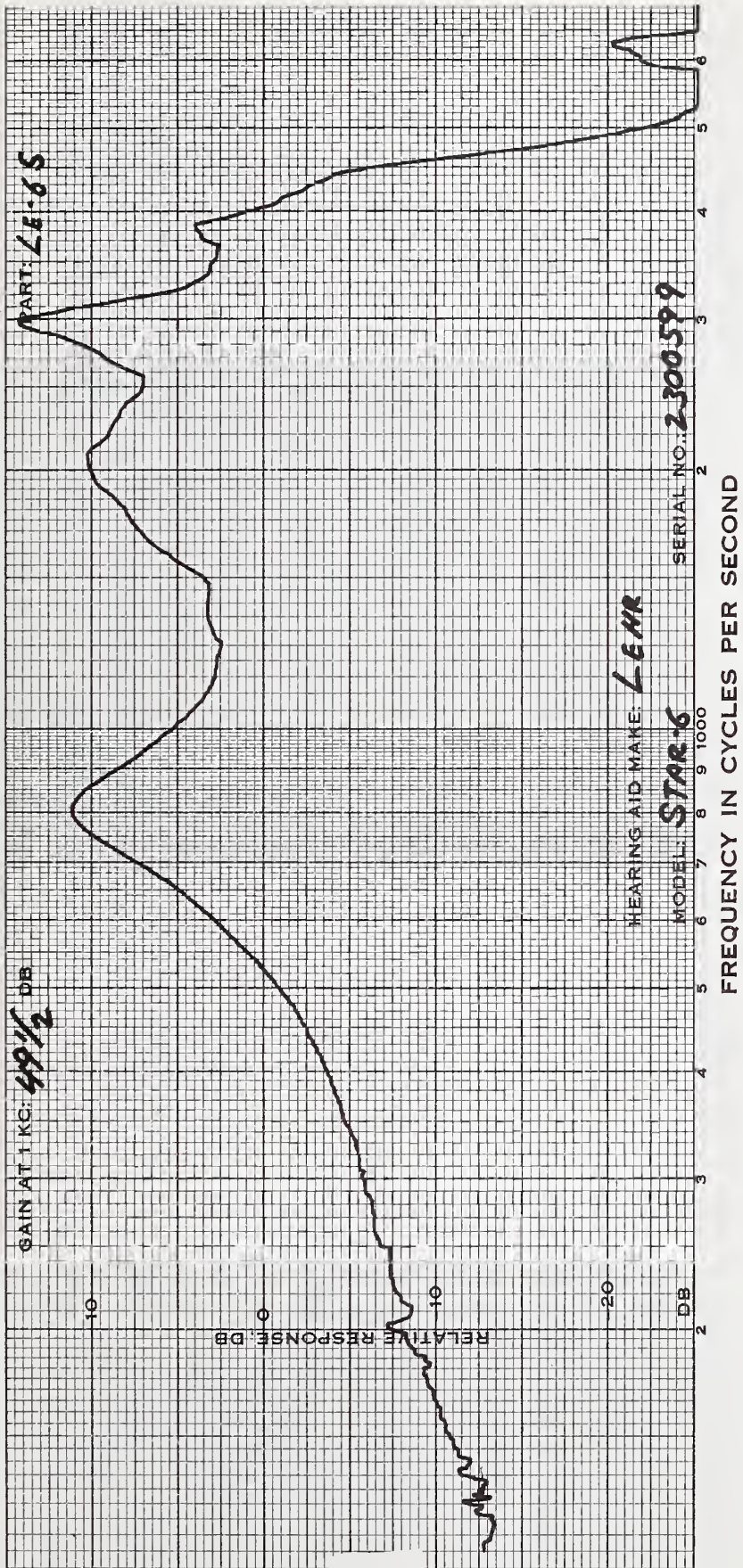
MEASUREMENTS WITH FULL VOL CONTROL

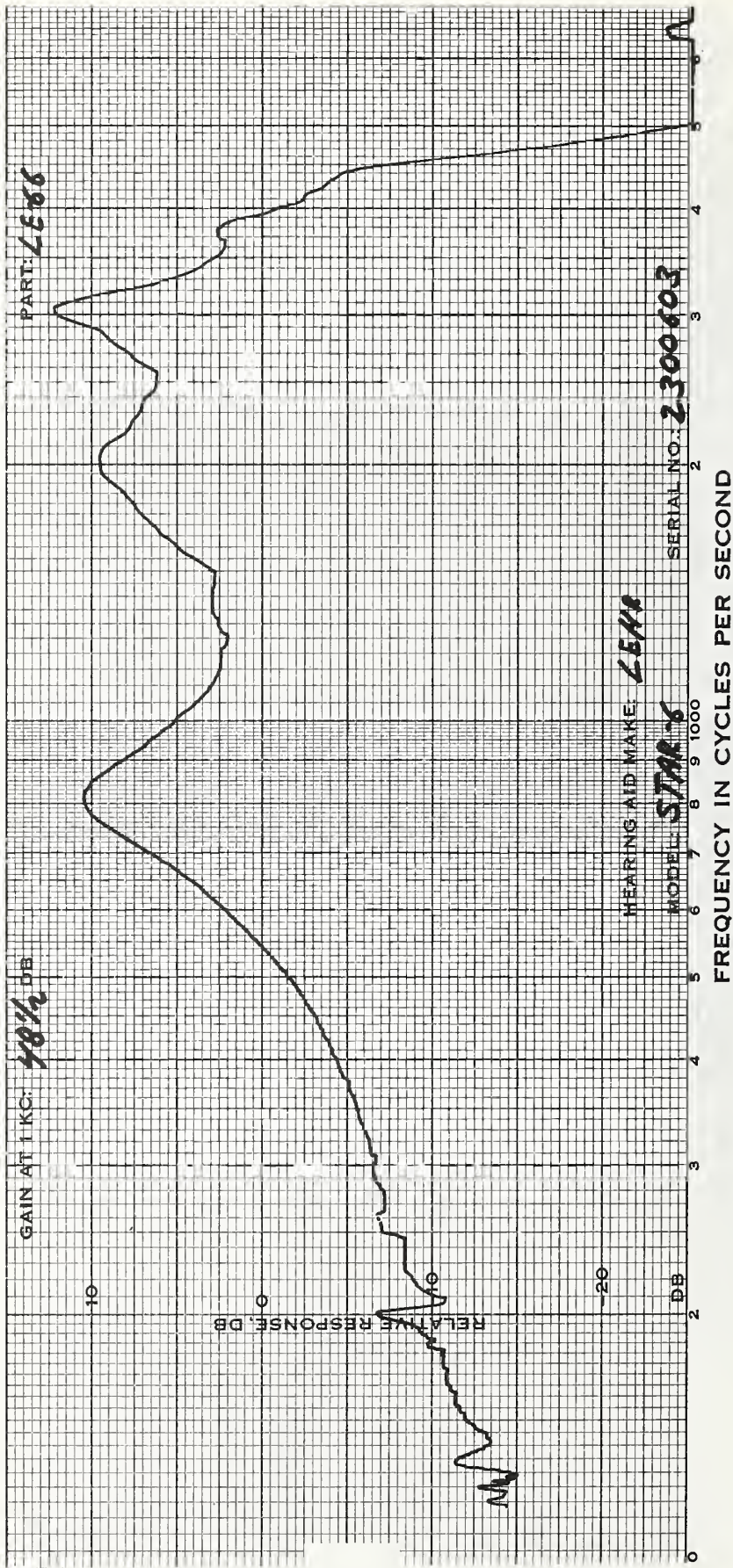
1KHZ GAIN DB	54.0	57.0	54.5
MPO, RANDOM NOISE INPUT LEVEL, DB	78.0	70.0	73.0
OUTPUT LEVEL DB	122.0	122.0	121.0

MEASUREMENTS WITH REDUCED VOLUME CONTROL SETTING

1KHZ GAIN DB	48.0	49.5	48.5
HARMONIC DIST @INPUT LEVEL DB	60.0 70.0	60.0 70.0	60.0 70.0
500 HZ %	1 7	2 9	1 9
700 HZ %	0 1	1 1	1 1
900 HZ %	1 2	1 2	1 2
MAX DIST %	2 17	4 23	1 14
FREQ OF MAX DIS	1962 1961	1962 1959	1944 1944
S/N RATIO DB			
1KHZ SIGNAL	42.5	40.5	41.0
S/HUM RATIO DB			
1KHZ SIGNAL	N.M.	N.M.	N.M.
BATTERY DRAIN, MA NO INPUT	1.9	1.8	1.8
65 DB INPUT	1.9	1.8	1.8
BATTERY VOLTAGE	1.33	1.36	1.35







LEHR
 MODEL:*6F PC:CW TUBING:1 1/4 BATTERY:675 OE

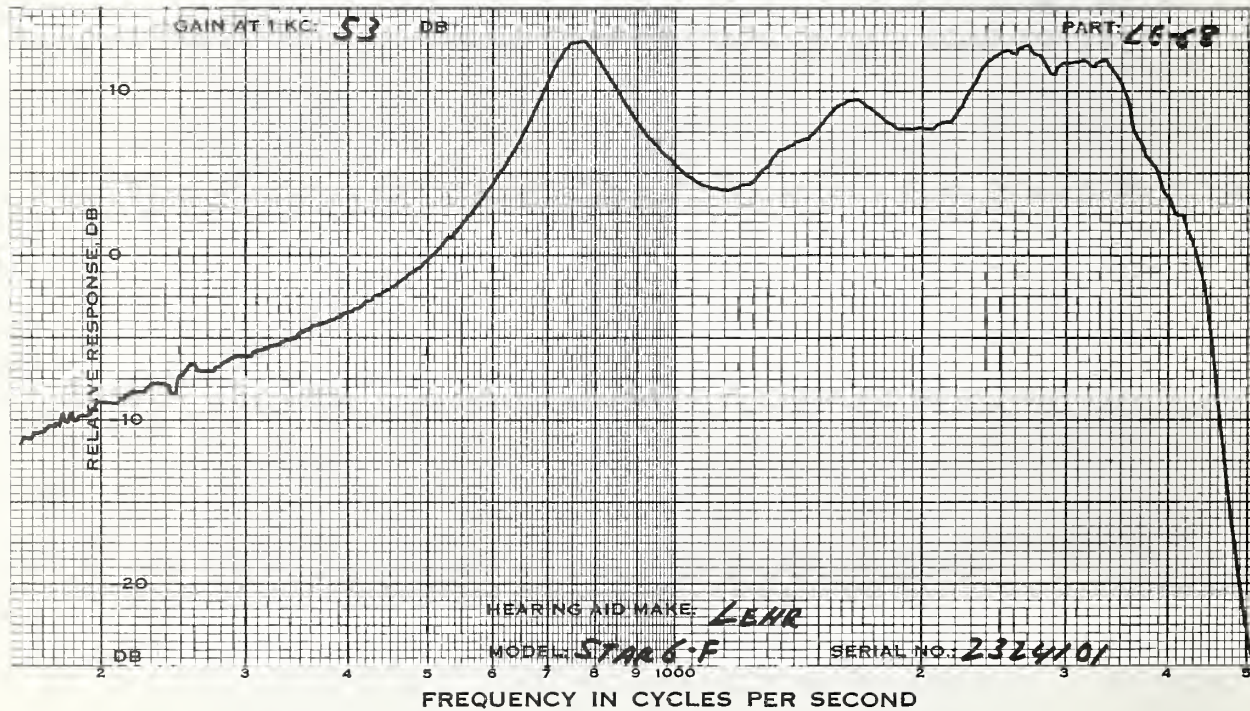
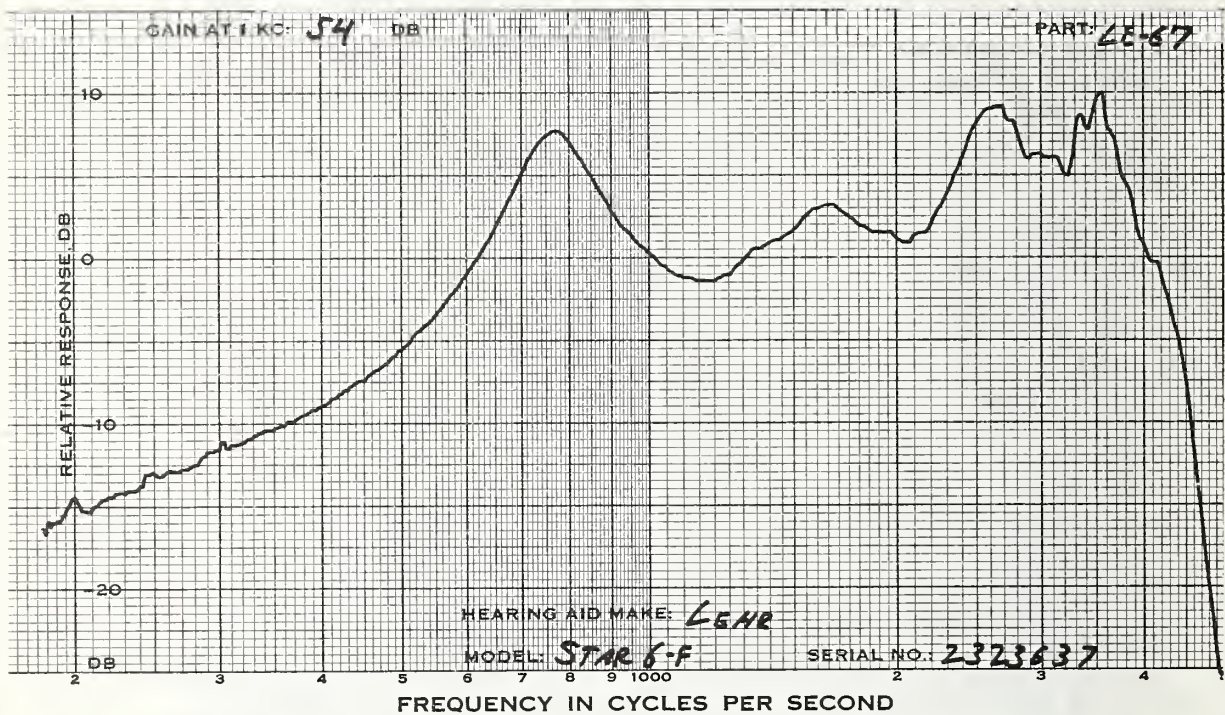
CODE	LE-067	LE-068	LE-069
SERIAL #	2323637	2324101	2324465
DATE		MAR 5, 1973	

MEASUREMENTS WITH
 FULL VOL CONTROL

1KHZ GAIN DB	61.0	60.0	61.5
MPO, RANDOM NOISE			
INPUT LEVEL, DB	75.0	75.0	75.0
OUTPUT LEVEL DB	128.0	128.0	129.0

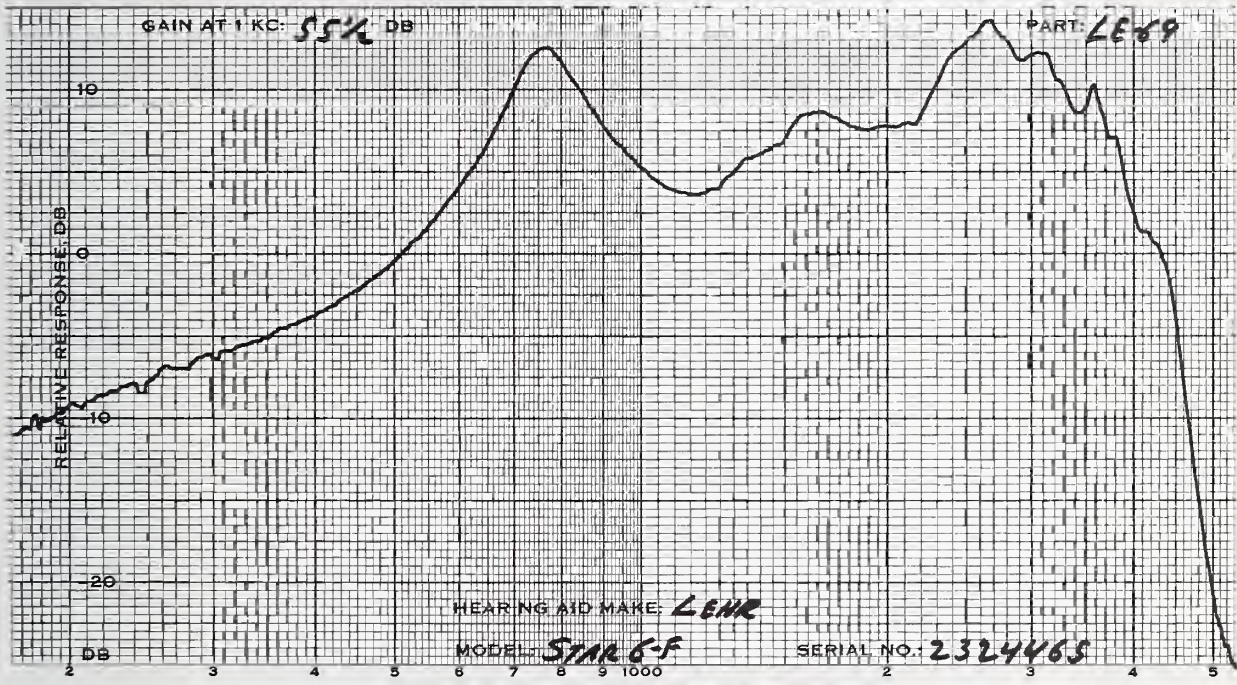
MEASUREMENTS WITH
 REDUCED VOLUME
 CONTROL SETTING

1KHZ GAIN DB	54.0	53.0	55.5
HARMONIC DIST			
@INPUT LEVEL DB	60.0 70.0	60.0 70.0	60.0 70.0
500 HZ %	3 5	3 5	3 2
700 HZ %	1 2	1 1	1 2
900 HZ %	1 3	1 2	1 3
MAX DIST %	5 6	3 6	5 4
FREQ OF MAX DIS	1313 1261	1633 1900	1457 1217
S/N RATIO DB			
1KHZ SIGNAL	42.0	41.0	41.5
S/HUM RATIO DB			
1KHZ SIGNAL	N.M.	N.M.	N.M.
BATTERY DRAIN, MA			
NO INPUT	2.8	2.8	2.8
65 DB INPUT	3.6	3.5	3.7
BATTERY VOLTAGE	1.33	1.33	1.34



GAIN AT 1 KC: *55 1/2* DB

PART: *LE 69*



HEARING AID MAKE: *LENE*

MODEL: *STAR 6-F*

SERIAL NO.: *232446S*

FREQUENCY IN CYCLES PER SECOND

LEHR
 MODEL:6L-AVC A:CCW TUBING:1 1/4 BATTERY:675 OE

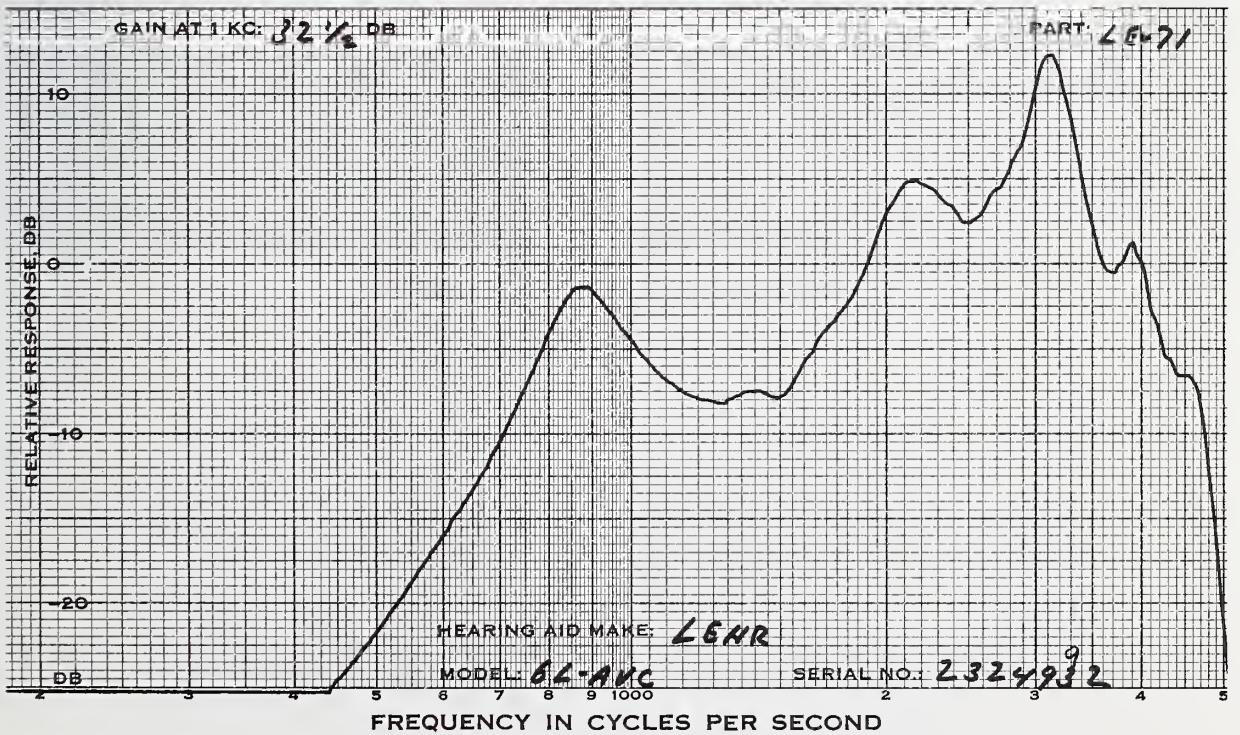
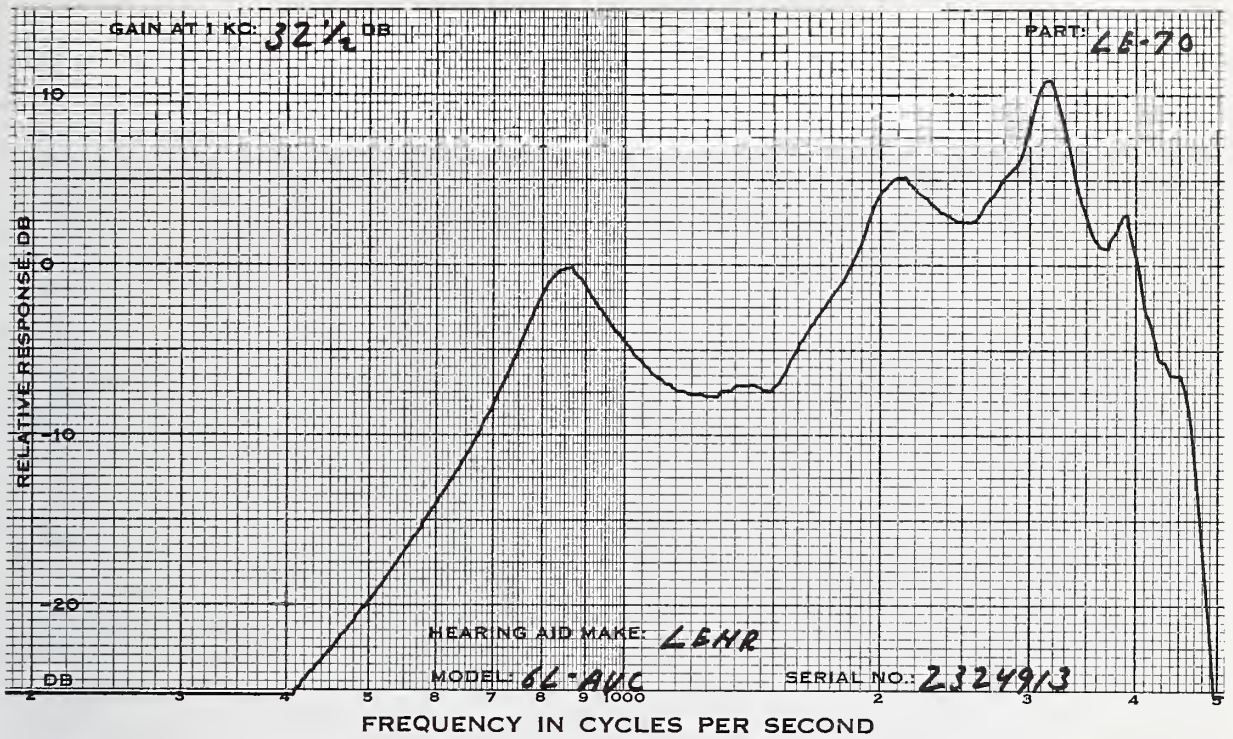
CODE	LE-070	LE-071	LE-072
SERIAL #	2324913	2324932	2325010
DATE		MAR 20, 1973	

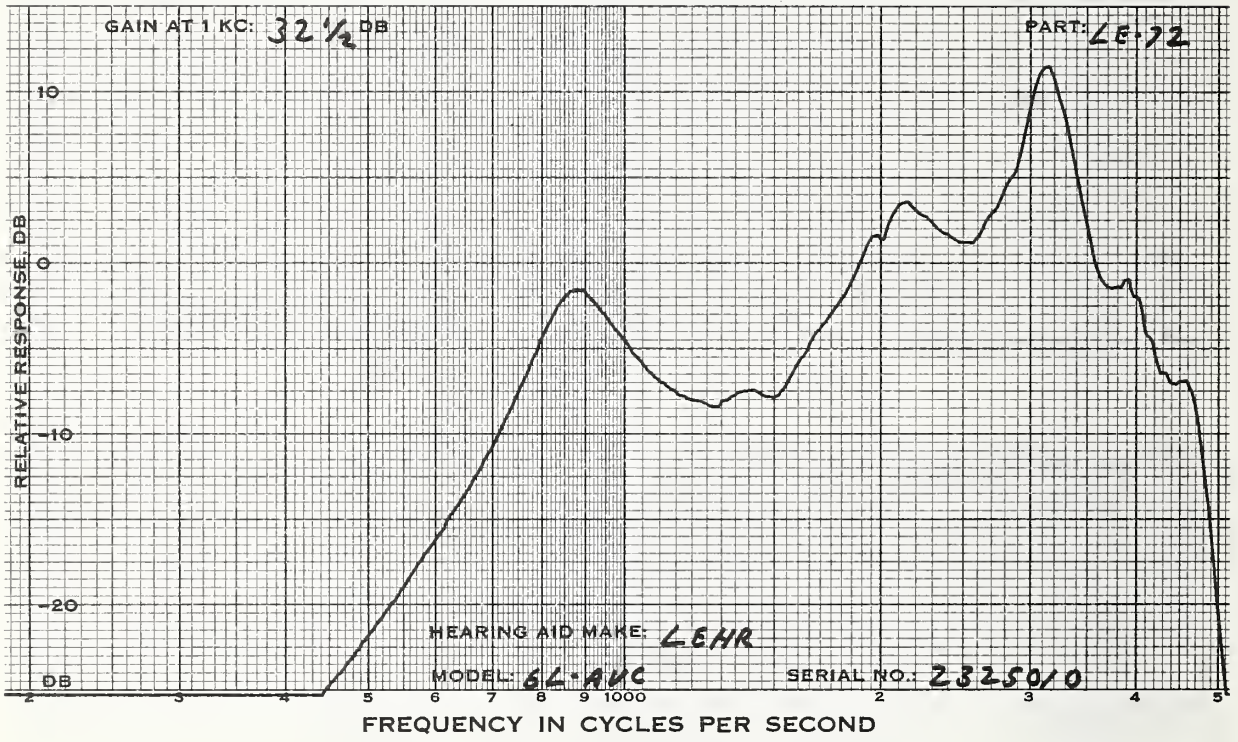
MEASUREMENTS WITH
 FULL VOL CONTROL

1KHZ GAIN DB	32.5	32.5	32.5
MPO, RANDOM NOISE			
INPUT LEVEL, DB	81.0	81.0	81.0
OUTPUT LEVEL DB	112.5	112.0	111.5

MEASUREMENTS WITH
 REDUCED VOLUME
 CONTROL SETTING

1KHZ GAIN DB	32.5(FULL)		32.5(FULL)		32.5(FULL)	
HARMONIC DIST						
@INPUT LEVEL DB	64.0	74.0	63.0	73.0	63.0	73.0
500 HZ %	2	2	3	2	4	2
700 HZ %	0	0	0	1	0	0
900 HZ %	0	1	0	1	1	1
MAX DIST %	2	11	7	14	5	7
FREQ OF MAX DIS	500	1930	1530	1590	1580	1570
S/N RATIO DB						
1KHZ SIGNAL	39.0		39.0		39.0	
S/HUM RATIO DB						
1KHZ SIGNAL	N.M.		N.M.		N.M.	
BATTERY DRAIN, MA						
NO INPUT	.9		1.1		.9	
65 DB INPUT	.9		1.1		.9	
BATTERY VOLTAGE	1.38		1.35		1.38	





LEHR OE
 MODEL:*6S TONE:NONE TUBING:1 1/4 BATTERY:675

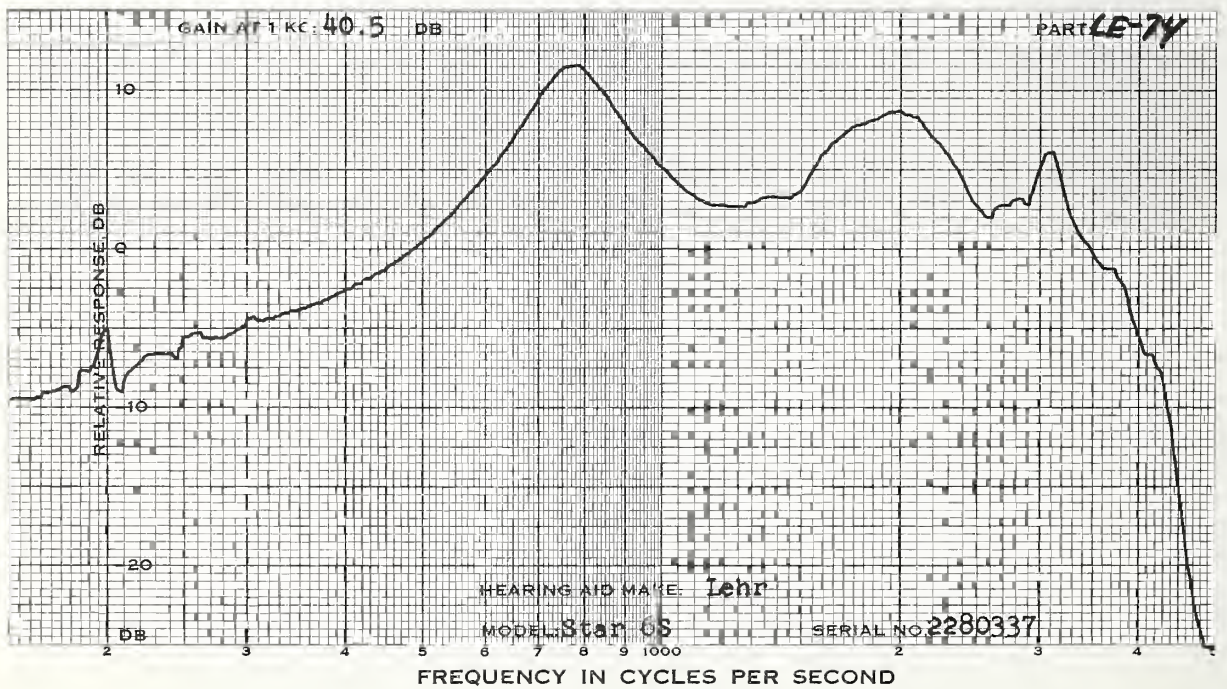
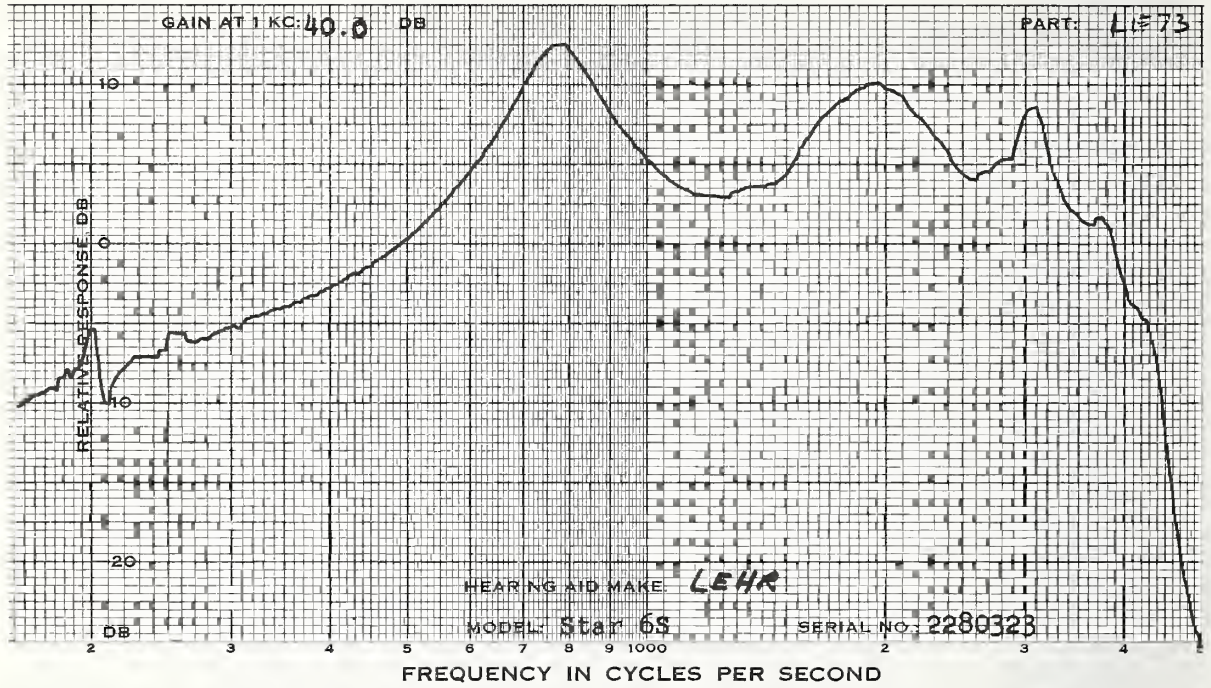
CODE	LE-073	LE-074	LE-075
SERIAL #	2280323	2280337	2280341
DATE		MAR 6, 1973	

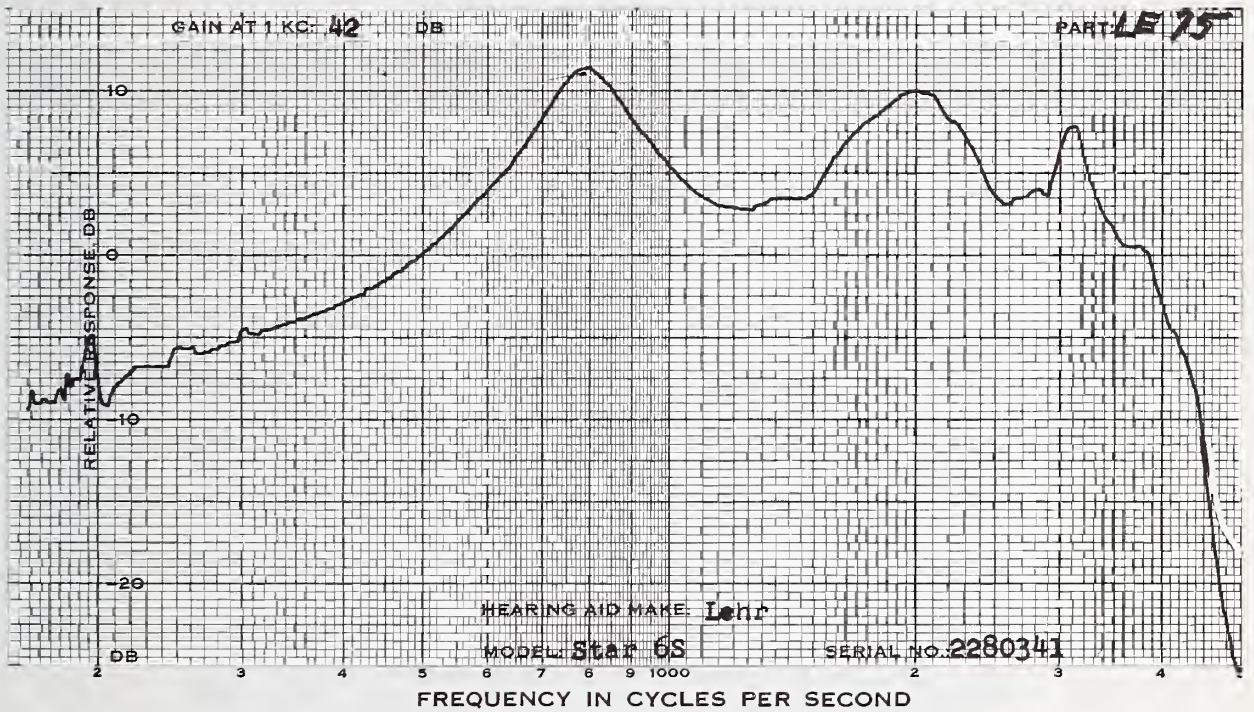
MEASUREMENTS WITH
 FULL VOL CONTROL

	LE-073	LE-074	LE-075
1KHZ GAIN DB	40.0	40.5	42.0
MPO, RANDOM NOISE			
INPUT LEVEL, DB	85.0	83.0	84.0
OUTPUT LEVEL DB	121.0	121.5	121.5

MEASUREMENTS WITH
 REDUCED VOLUME
 CONTROL SETTING

	40.0(FULL)	40.5(FULL)	42.0(FULL)
1KHZ GAIN DB	40.0(FULL)	40.5(FULL)	42.0(FULL)
HARMONIC DIST			
@INPUT LEVEL DB	68.0 78.0	69.0 79.0	67.0 77.0
500 HZ %	3 12	3 10	4 14
700 HZ %	1 2	0 1	1 2
900 HZ %	1 5	1 4	1 4
MAX DIST %	3 14	3 20	4 19
FREQ OF MAX DIS	500 1550	500 1900	500 1560
S/N RATIO DB			
1KHZ SIGNAL	41.5	42.0	42.0
S/HUM RATIO DB			
1KHZ SIGNAL	N.M.	N.M.	N.M.
BATTERY DRAIN, MA			
NO INPUT	1.6	1.5	1.8
65 DB INPUT	1.6	1.5	1.8
BATTERY VOLTAGE	1.35	1.35	1.37





LEHR MODEL:111F GC:FULL PC:FULL TONE:N EARPHONE:51 BATTERY:401

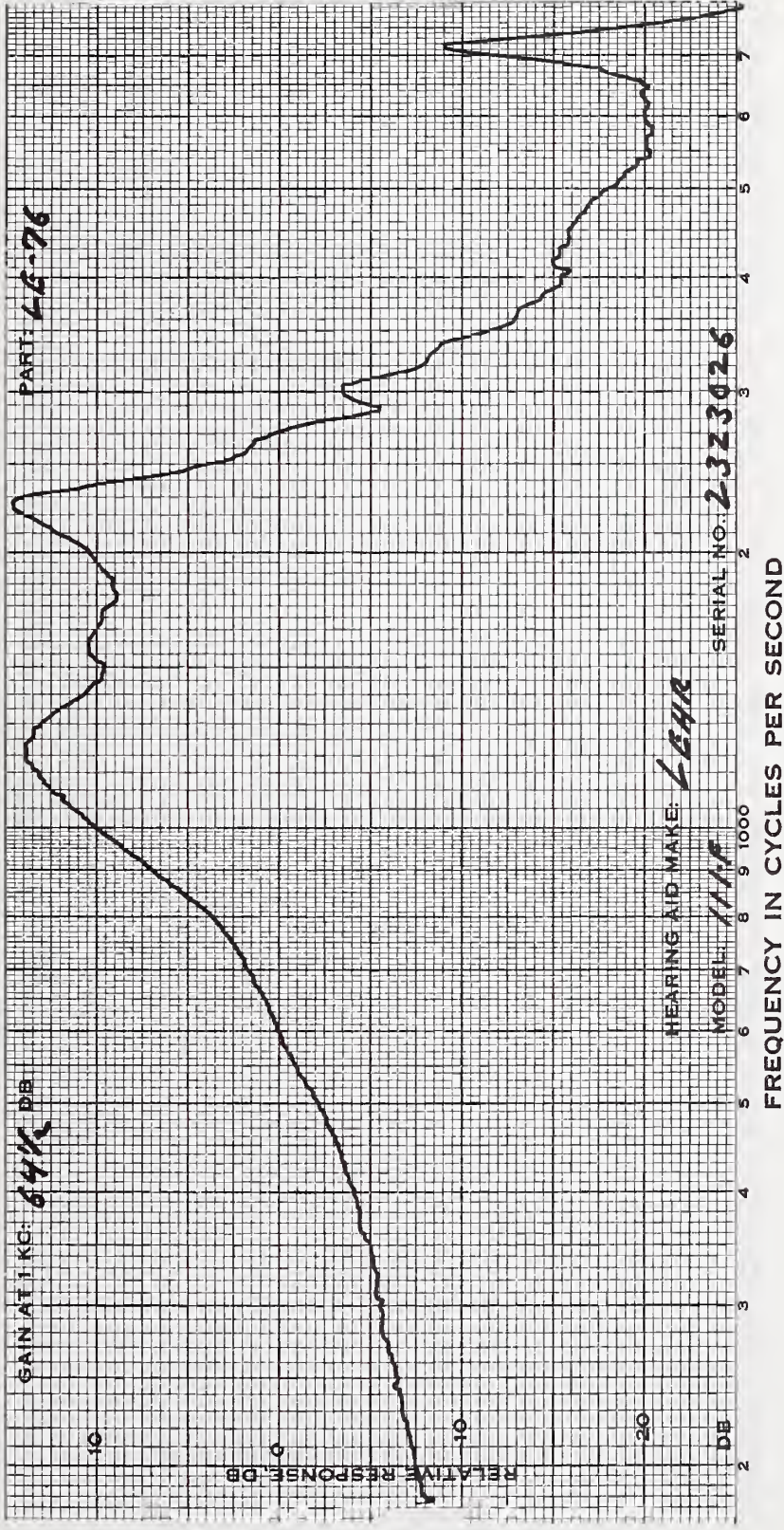
CODE	LE-076	LE-077	LE-078
SERIAL #	2323026	2323073	2323133
DATE		APR 5, 1973	

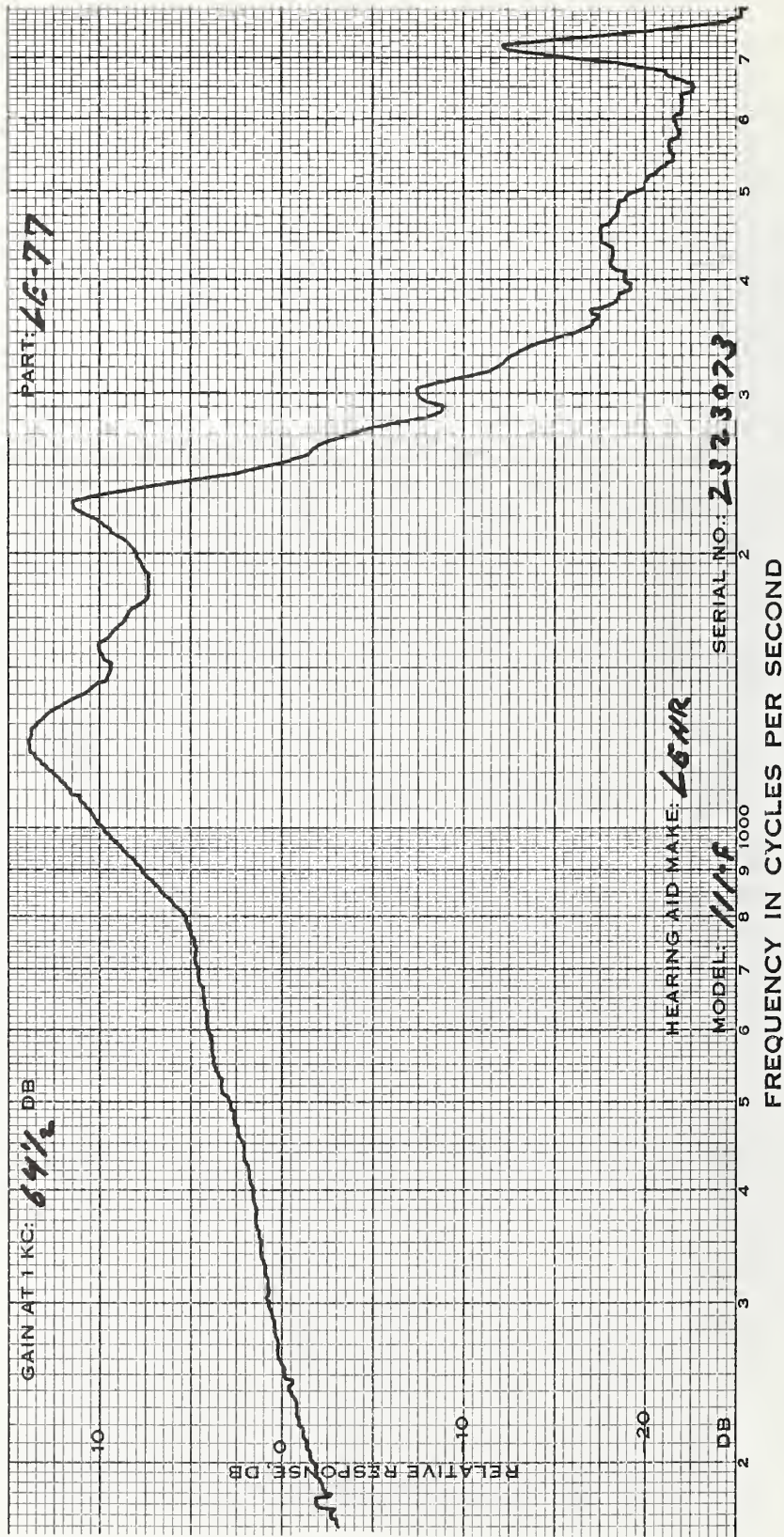
MEASUREMENTS WITH FULL VOL CONTROL

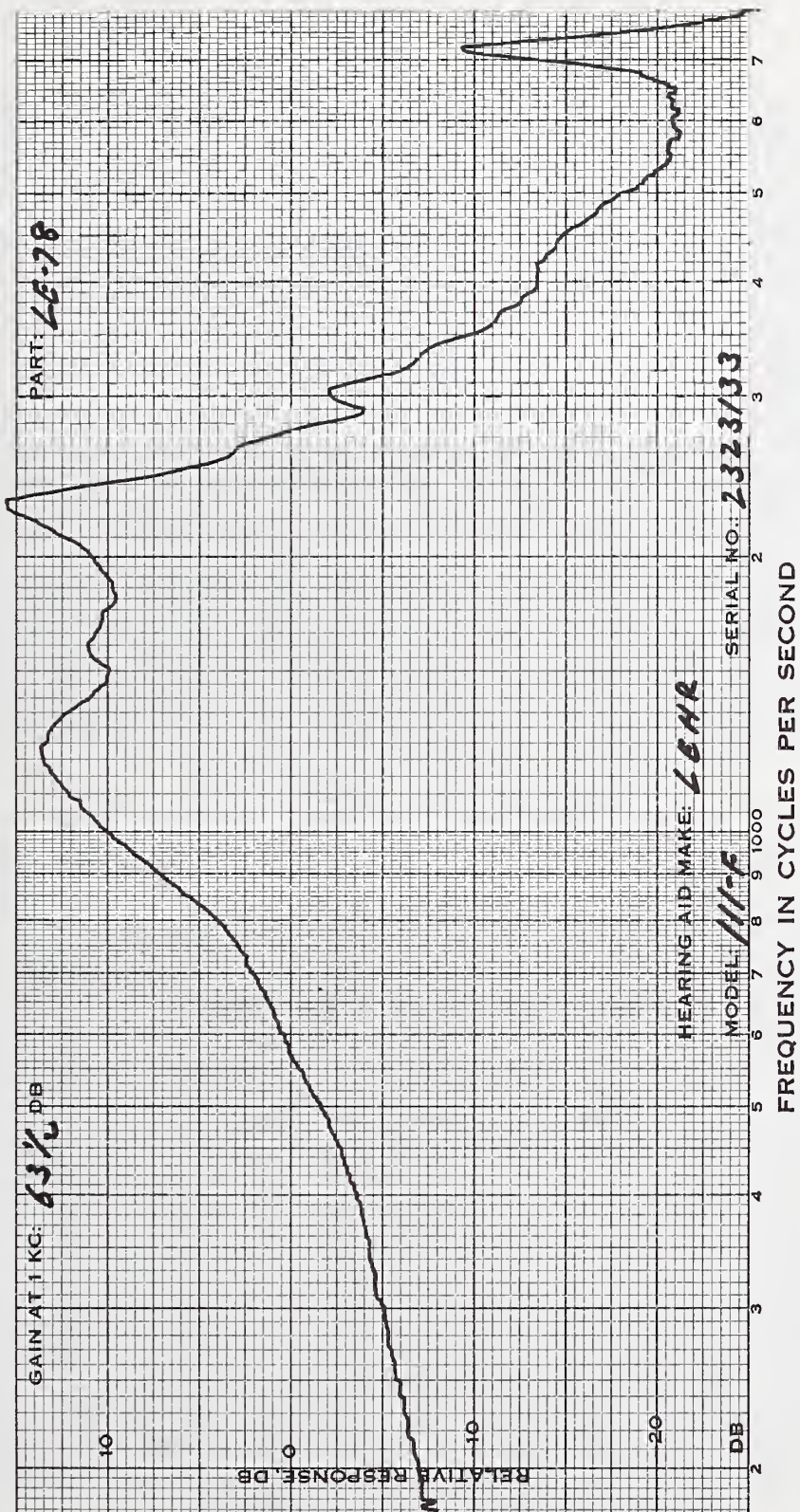
1KHZ GAIN DB	77.0	80.0	78.0
MPO, RANDOM NOISE INPUT LEVEL, DB	73.0	67.0	72.0
OUTPUT LEVEL DB	135.0	134.0	134.0

MEASUREMENTS WITH REDUCED VOLUME CONTROL SETTING

1KHZ GAIN DB	64.5	64.5	63.5
HARMONIC DIST @INPUT LEVEL DB	60.0 70.0	60.0 70.0	60.0 70.0
500 HZ %	15 26	16 21	10 18
700 HZ %	9 18	16 23	8 13
900 HZ %	3 7	5 10	3 6
MAX DIST %	20 28	26 36	10 19
FREQ OF MAX DIS	600 620	620 620	500 500
S/N RATIO DB			
1KHZ SIGNAL	46.0	47.0	45.0
S/HUM RATIO DB			
1KHZ SIGNAL	N.M.	N.M.	N.M.
BATTERY DRAIN, MA NO INPUT	5.3	5.8	5.4
65 DB INPUT	11.4	11.0	11.6
BATTERY VOLTAGE	1.37	1.38	1.40







NORELCO
 MODEL:KL6730 TONE:N N TONE TUBE TUBING:1 BATTERY:675

OE

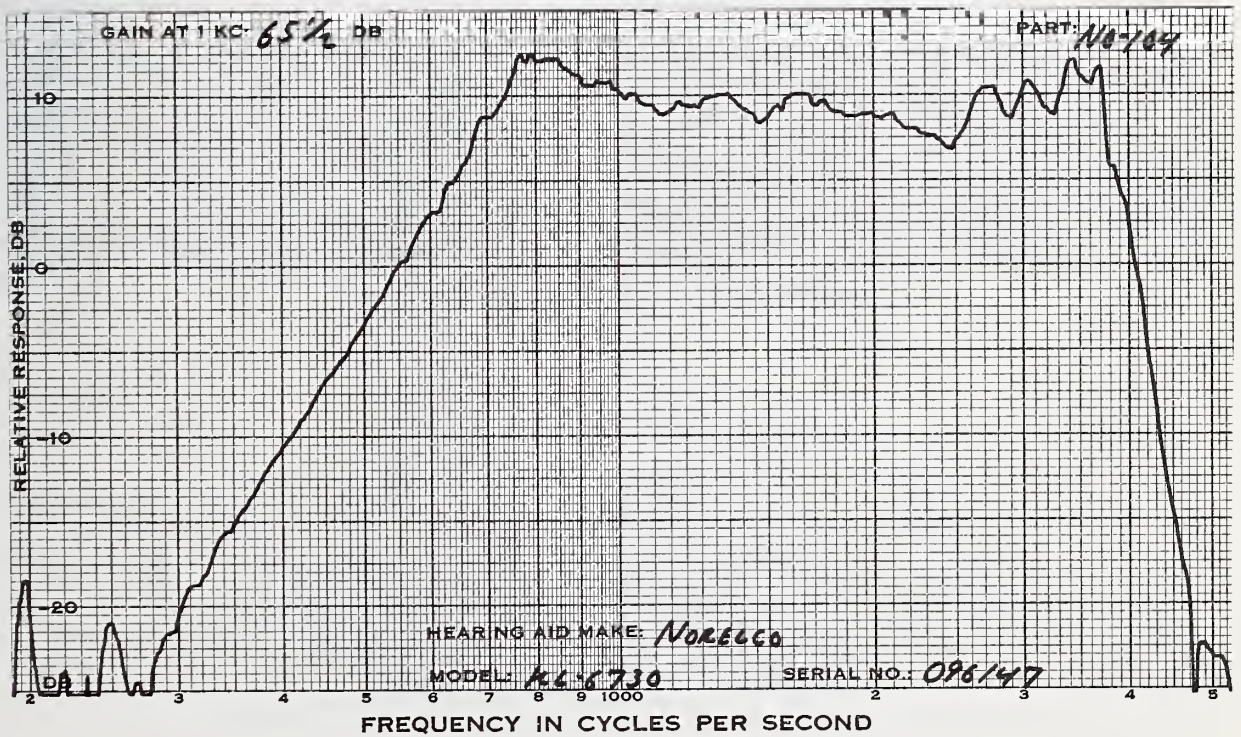
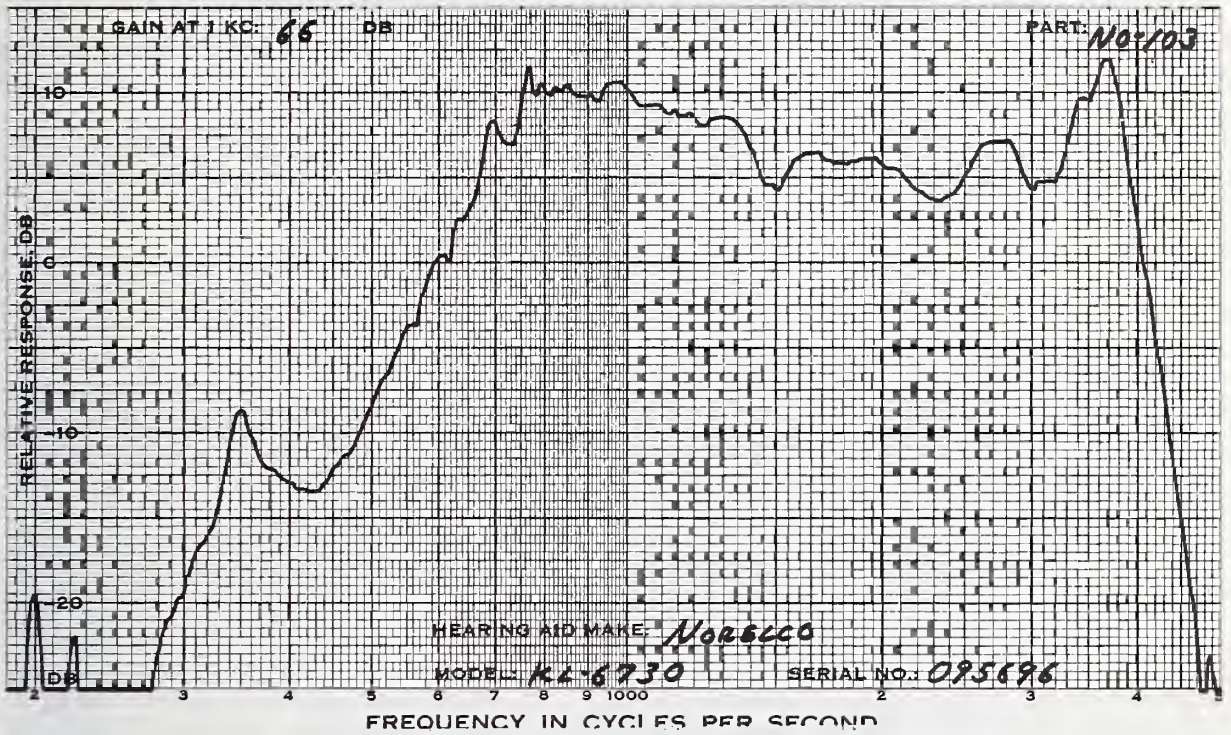
CODE	NO-103	NO-104	NO-105
SERIAL #	095696	096147	096203
DATE		MAR 12, 1973	

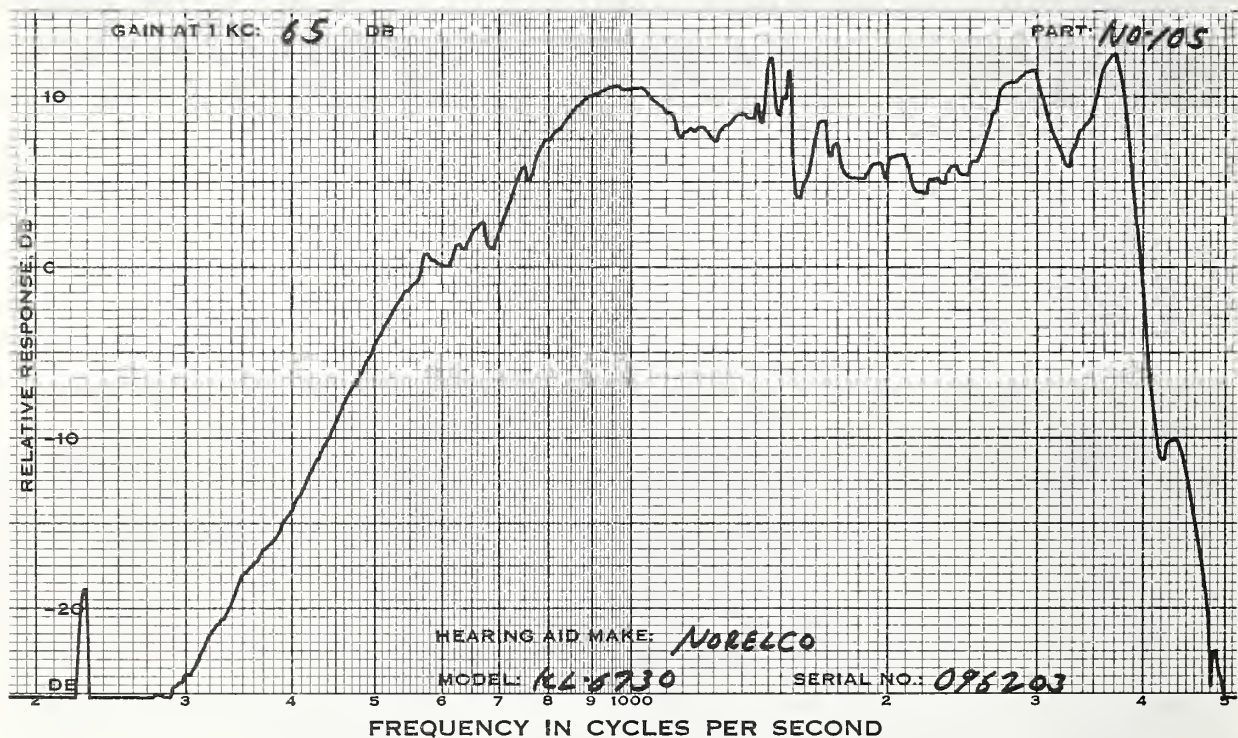
MEASUREMENTS WITH
 FULL VOL CONTROL

1KHZ GAIN DB	66.0	65.5	65.0
MPO, RANDOM NOISE			
INPUT LEVEL, DB	102.0	78.0	77.0
OUTPUT LEVEL DB	128.5	128.5	129.0

MEASUREMENTS WITH
 REDUCED VOLUME
 CONTROL SETTING

1KHZ GAIN DB	66.0(FULL)		65.5(FULL)		65.0(FULL)	
HARMONIC DIST						
@INPUT LEVEL DB	60.0	70.0	60.5	70.5	60.0	70.0
500 HZ %	5	10	3	6	4	13
700 HZ %	1	4	2	4	0	1
900 HZ %	4	4	1	1	1	2
MAX DIST %	9	34	4	19	5	20
FREQ OF MAX DIS	1830	1241	1211	1244	1245	1211
S/N RATIO DB						
1KHZ SIGNAL	52.5		54.5		54.5	
S/HUM RATIO DB						
1KHZ SIGNAL	N.M.		N.M.		N.M.	
BATTERY DRAIN, MA						
NO INPUT	2.5		2.3		2.5	
65 DB INPUT	3.2		3.1		3.3	
BATTERY VOLTAGE	1.29		1.33		1.32	





NORELCO DB
 MODEL:HP8122 PC:5 GAIN:0 TONE:N EARPHONE:PHP BATTERY:1015

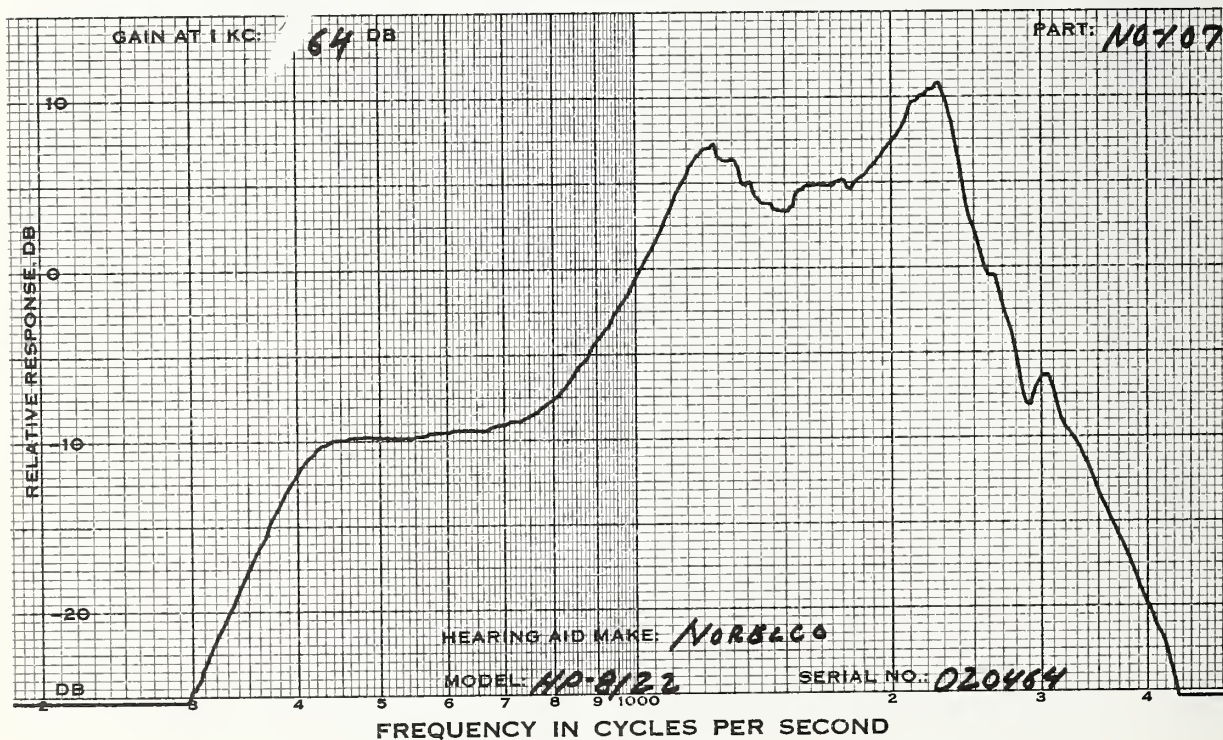
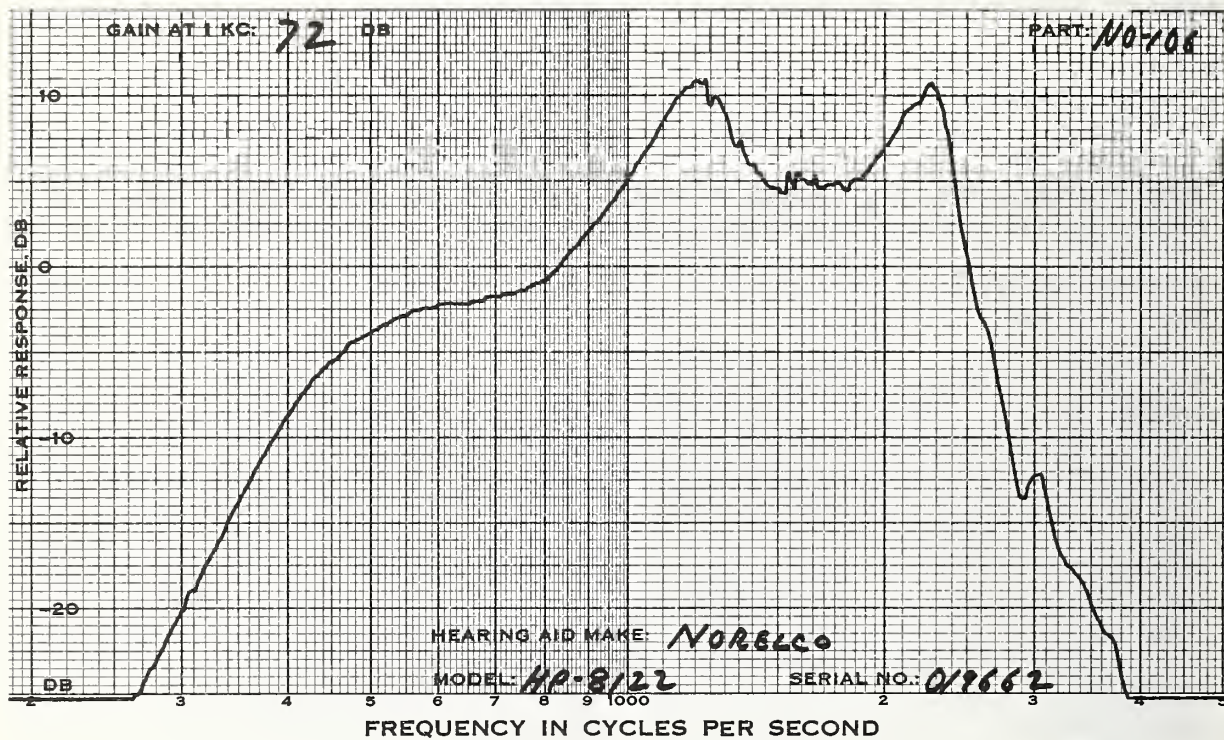
CODE	NO-106	NO-107	NO-108
SERIAL #	019662	020464	020920
DATE		MAR 23, 1973	

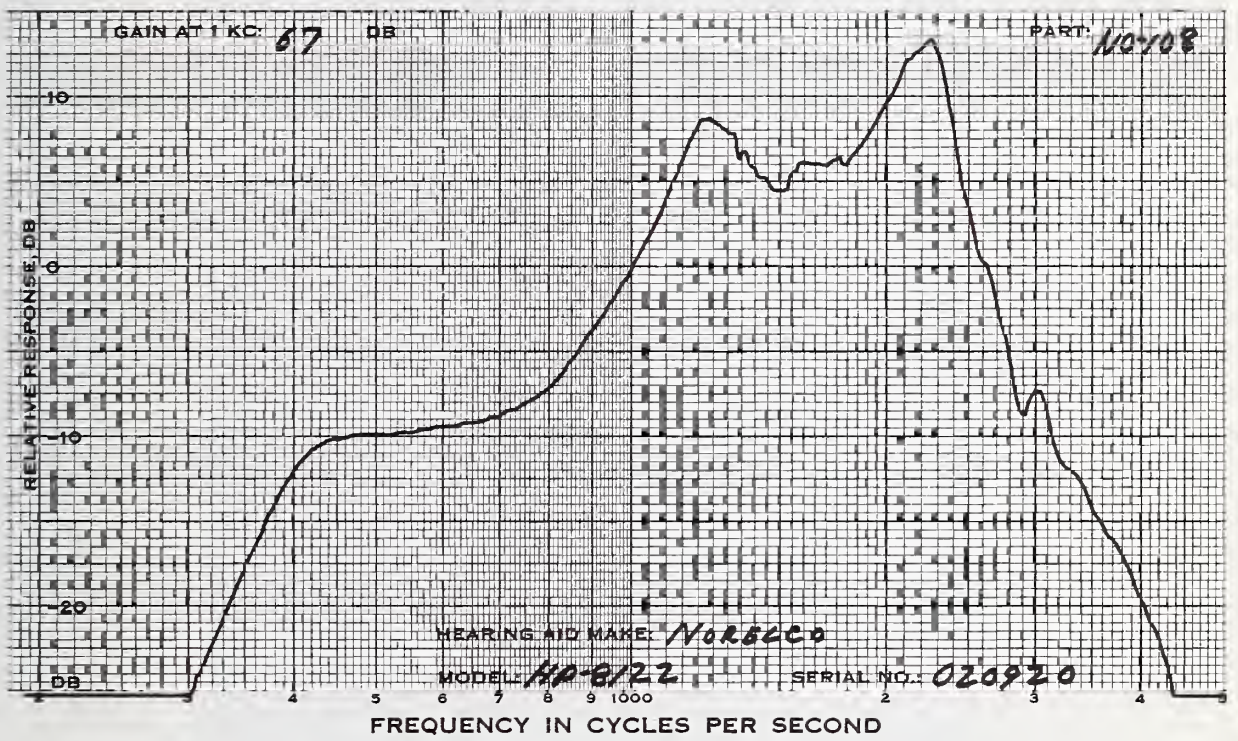
MEASUREMENTS WITH
 FULL VOL CONTROL

1KHZ GAIN DB	78.0	76.0	80.0
MPO, RANDOM NOISE			
INPUT LEVEL, DB	76.5	74.5	77.0
OUTPUT LEVEL DB	141.0	138.0	139.0

MEASUREMENTS WITH
 REDUCED VOLUME
 CONTROL SETTING

1KHZ GAIN DB	72.0	64.0	67.0
HARMONIC DIST			
@INPUT LEVEL DB	60.0 70.0	60.0 70.0	60.0 70.0
500 HZ %	11 17	14 13	9 13
700 HZ %	8 10	10 11	6 10
900 HZ %	2 4	4 4	1 3
MAX DIST %	16 30	28 24	19 24
FREQ OF MAX DIS	580 580	610 600	600 610
S/N RATIO DB			
1KHZ SIGNAL	48.5	50.0	50.0
S/HUM RATIO DB			
1KHZ SIGNAL	N.M.	N.M.	N.M.
BATTERY DRAIN, MA			
NO INPUT	5.6	5.9	5.5
65 DB INPUT	18.0	22.0	19.0
BATTERY VOLTAGE	1.55	1.55	1.55





NORELCO
 MODEL:HP8123 PC:5 GAIN:0 TONE:N EARPPHONE:PH77 BATTERY:1015

OB

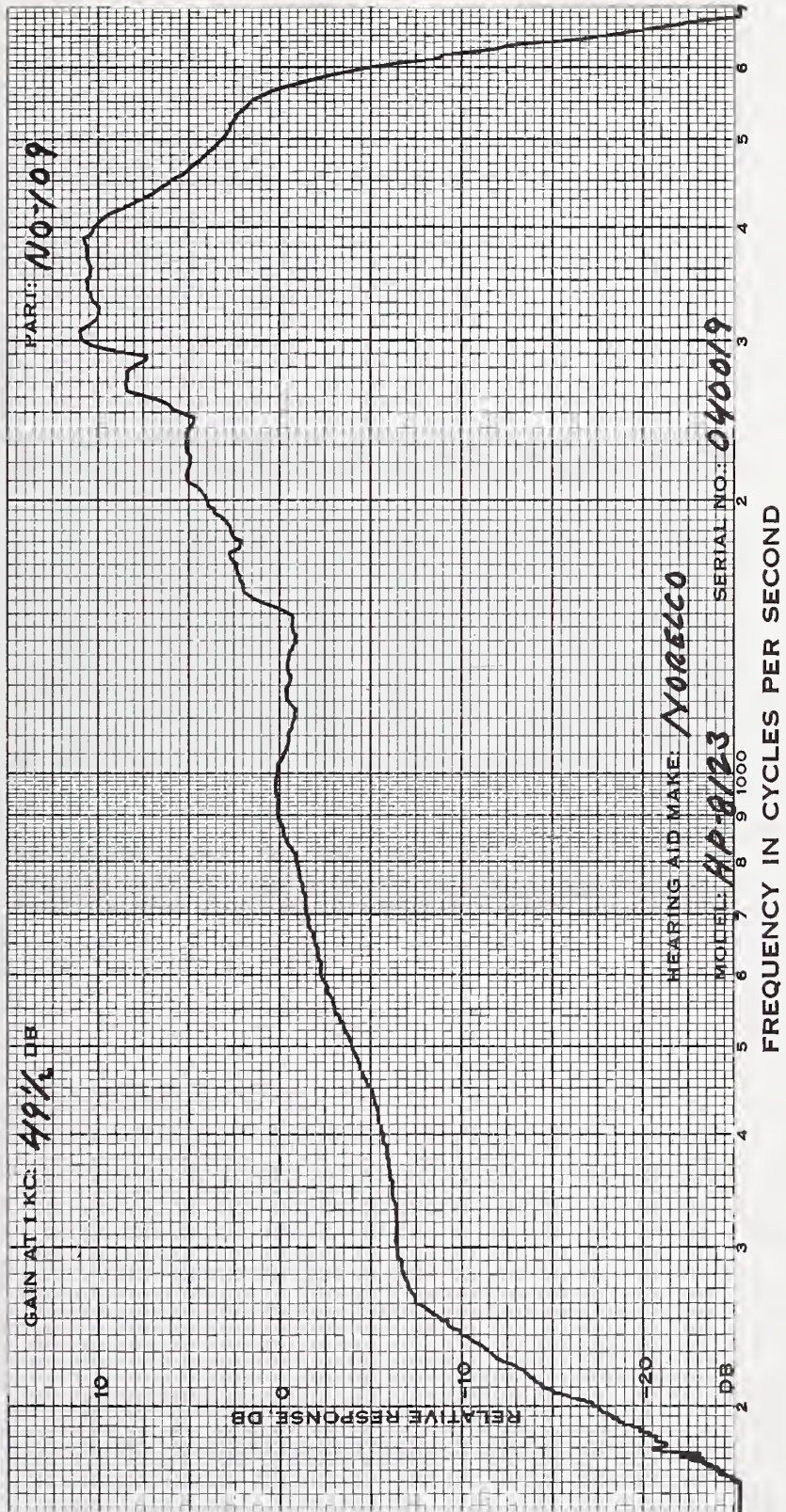
CODE	NO-109	NO-110	NO-111
SERIAL #	040019	040054	040265
DATE		MAR 23, 1973	

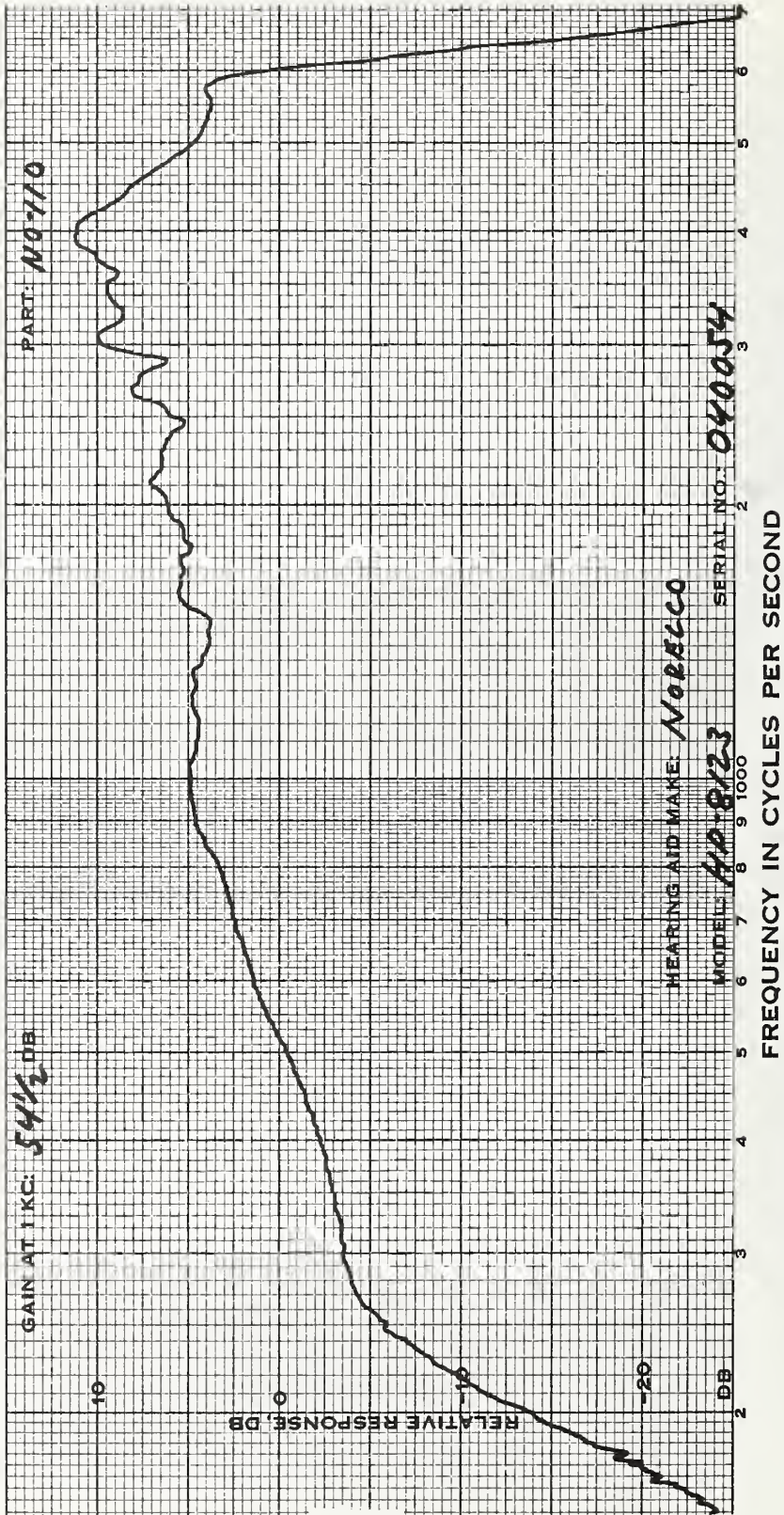
MEASUREMENTS WITH
 FULL VOL CONTROL

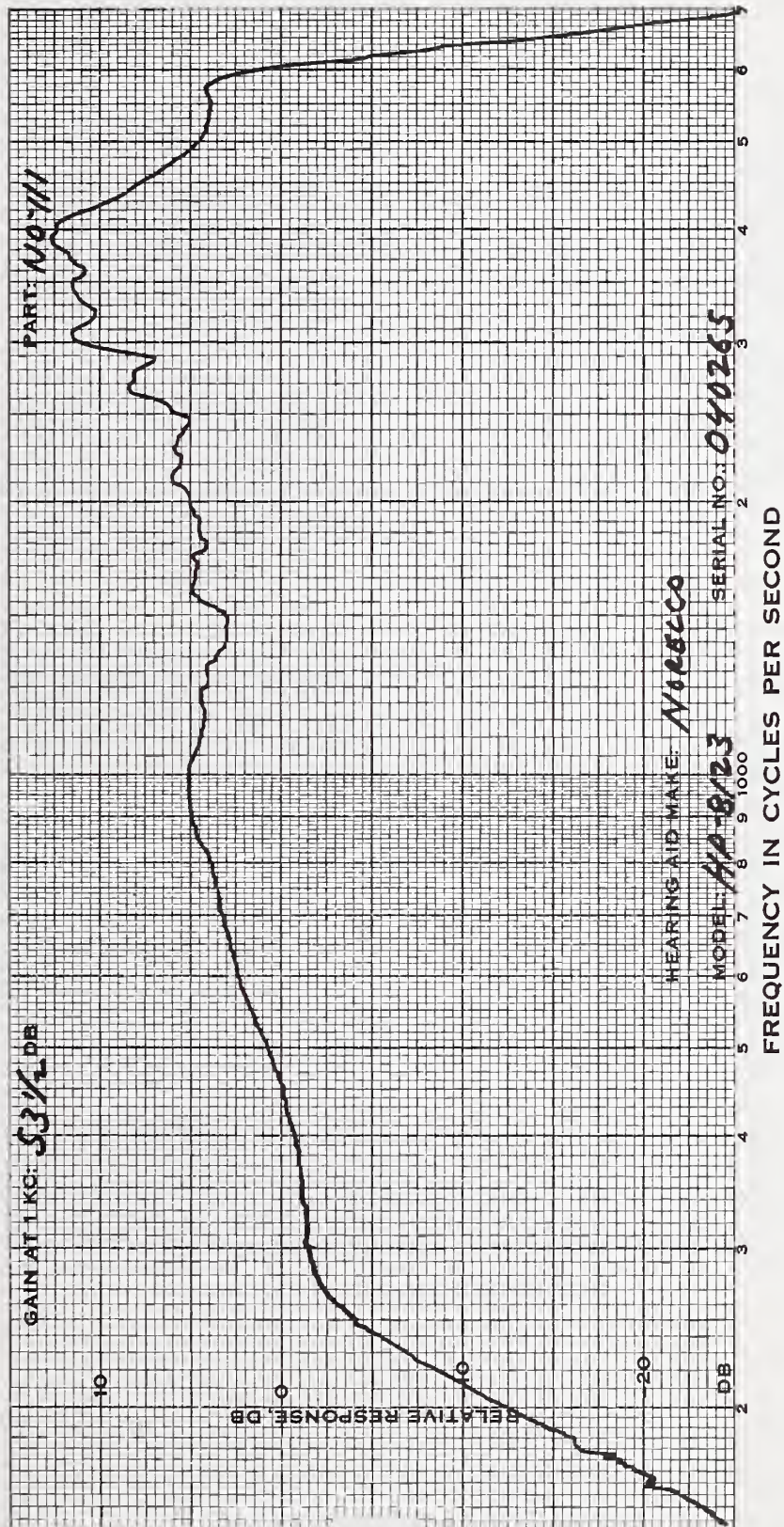
1KHZ GAIN DB	56.5	61.0	61.5
MPO, RANDOM NOISE			
INPUT LEVEL, DB	77.5	78.5	78.5
OUTPUT LEVEL DB	125.0	127.0	127.0

MEASUREMENTS WITH
 REDUCED VOLUME
 CONTROL SETTING

1KHZ GAIN DB	49.5	54.5	53.5
HARMONIC DIST			
@INPUT LEVEL DB	60.0 70.0	60.0 70.0	60.0 70.0
500 HZ %	4 10	1 4	3 5
700 HZ %	1 6	1 2	1 1
900 HZ %	2 7	3 5	3 5
MAX DIST %	10 10	5 8	4 8
FREQ OF MAX DIS	1880 500	1300 1290	1110 1290
S/N RATIO DB			
1KHZ SIGNAL	38.5	43.0	45.5
S/HUM RATIO DB			
1KHZ SIGNAL	N.M.	N.M.	N.M.
BATTERY DRAIN, MA			
NO INPUT	5.0	5.0	5.9
65 DB INPUT	14.5	17.0	17.0
BATTERY VOLTAGE	1.55	1.55	1.55







NORELCO
 MODEL:HP8249 PC:5 VTC:CW TUBE:N TUBING:1 OE HIGH PASS BATTERY:675

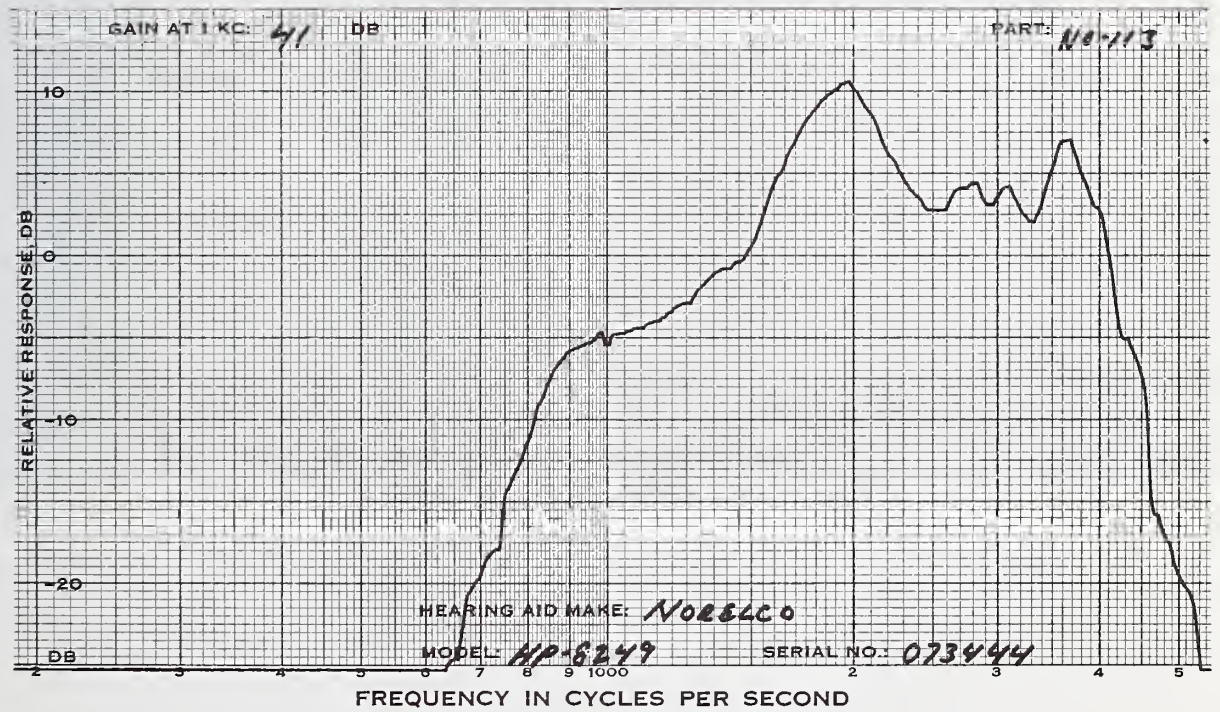
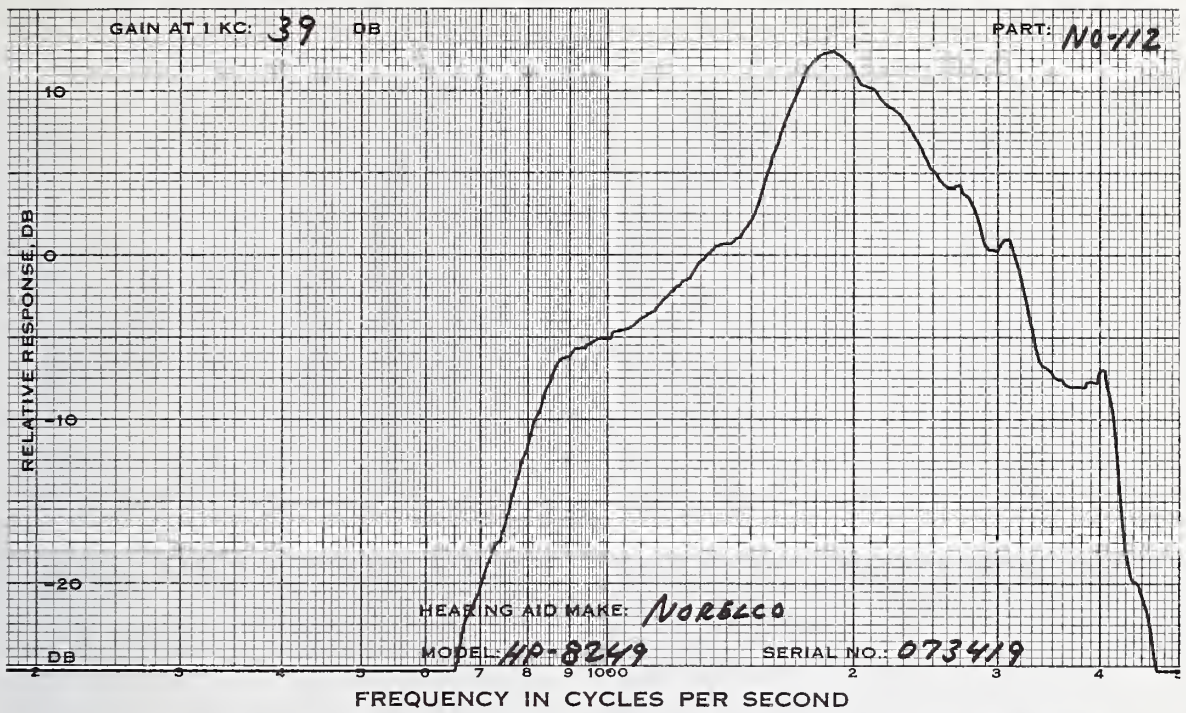
CODE	NO-112	NO-113	NO-114
SERIAL #	073419	073444	073470
DATE		MAR 22, 1973	

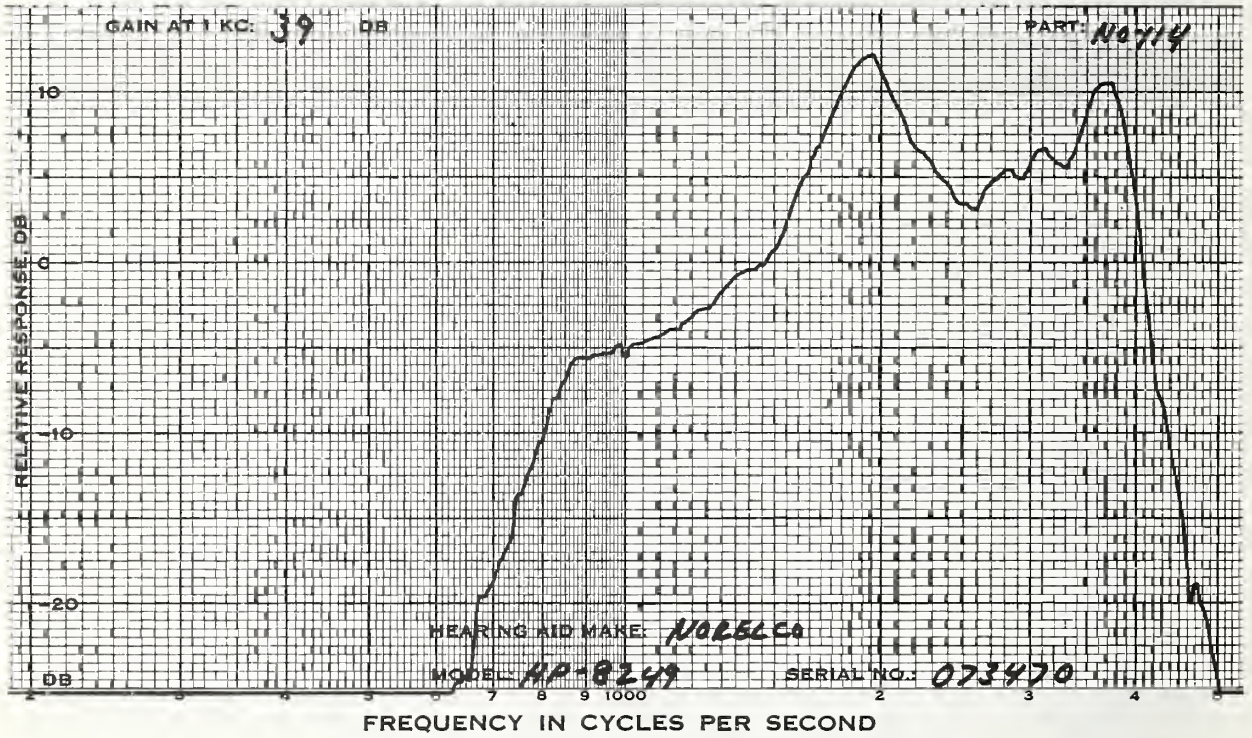
MEASUREMENTS WITH
 FULL VOL CONTROL

1KHZ GAIN DB	49.5	52.5	54.0
MPO, RANDOM NOISE			
INPUT LEVEL, DB	79.5	78.0	79.5
OUTPUT LEVEL DB	118.0	118.0	118.0

MEASUREMENTS WITH
 REDUCED VOLUME
 CONTROL SETTING

1KHZ GAIN DB	39.0	41.0	39.0
HARMONIC DIST			
@INPUT LEVEL DB	60.0 70.0	60.0 70.0	60.0 70.0
900 HZ %	4 3	3 2	4 3
1500 HZ %	2 13	2 11	2 14
2000 HZ %	1 5	2 9	2 12
MAX DIST %	4 36	4 40	4 36
FREQ OF MAX DIS	900 1710	900 1730	900 1750
S/N RATIO DB			
1KHZ SIGNAL	42.0	42.0	41.0
S/HUM RATIO DB			
1KHZ SIGNAL	N.M.	N.M.	N.M.
BATTERY DRAIN, MA			
NO INPUT	2.1	1.9	2.1
65 DB INPUT	2.1	1.9	2.1
BATTERY VOLTAGE	1.35	1.33	1.38





NORELCO
 MODEL:HP8258 TONE:N AMG:CW TUBING:1 BATTERY:675

OE

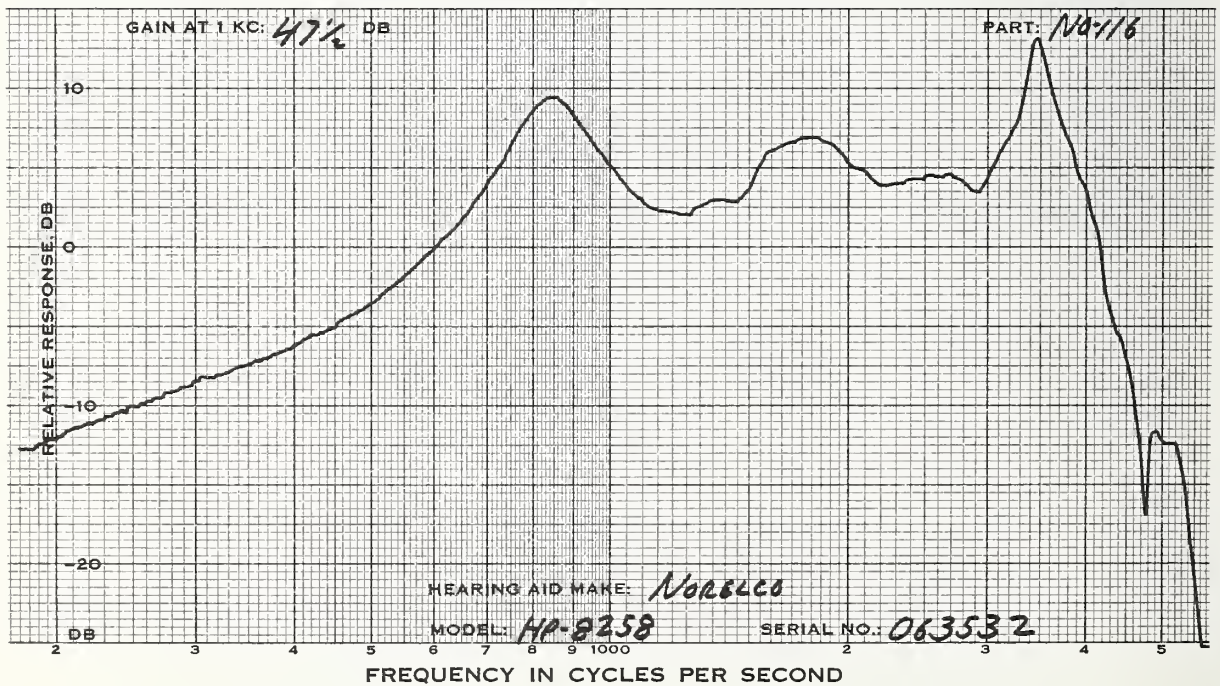
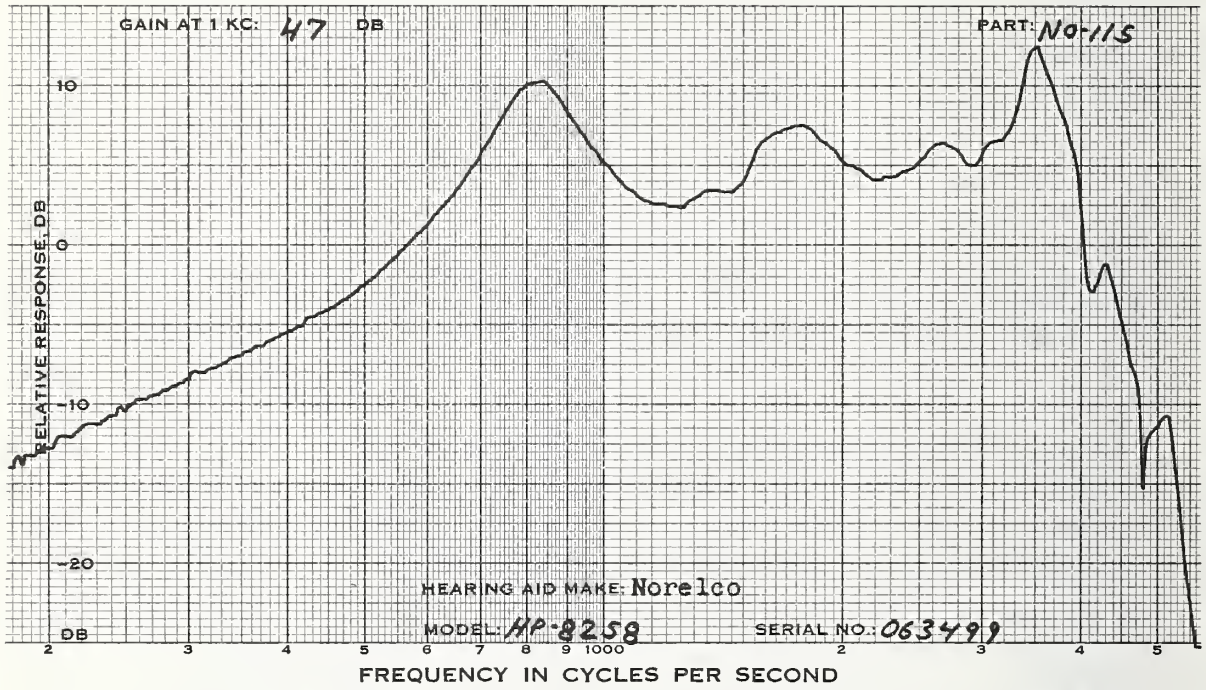
CODE	NO-115	NO-116	NO-117
SERIAL #	063499	063532	063566
DATE		MAR 13, 1973	

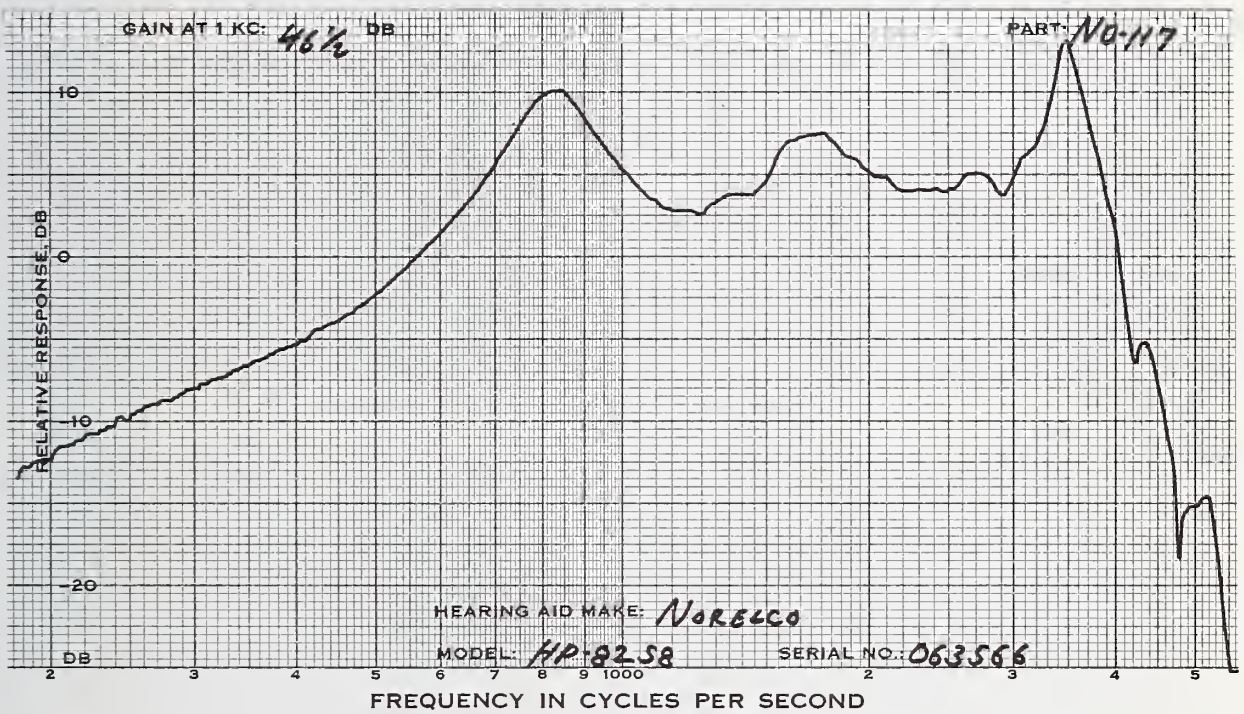
MEASUREMENTS WITH
 FULL VOL CONTROL

1KHZ GAIN DB	59.0	59.5	57.0
MPO, RANDOM NOISE			
INPUT LEVEL, DB	76.0	74.0	76.0
OUTPUT LEVEL DB	119.0	119.0	119.0

MEASUREMENTS WITH
 REDUCED VOLUME
 CONTROL SETTING

1KHZ GAIN DB	47.0	47.5	46.5
HARMONIC DIST			
@INPUT LEVEL DB	60.0 70.0	60.0 70.0	60.0 70.0
500 HZ %	3 13	1 8	3 13
700 HZ %	0 5	0 5	1 5
900 HZ %	0 5	0 2	0 4
MAX DIST %	6 60	17 76	3 53
FREQ OF MAX DIS	1677 1739	1707 1732	500 1725
S/N RATIO DB			
1KHZ SIGNAL	41.0	42.0	41.5
S/HUM RATIO DB			
1KHZ SIGNAL	N.M.	N.M.	N.M.
BATTERY DRAIN, MA			
NO INPUT	.7	.7	.7
65 DB INPUT	.7	.7	.7
BATTERY VOLTAGE	1.37	1.35	1.38





NORELCO
 MODEL:HP8273 PC:5 TONE:N TUBE:N TUBING:1 BATTERY:675

OE

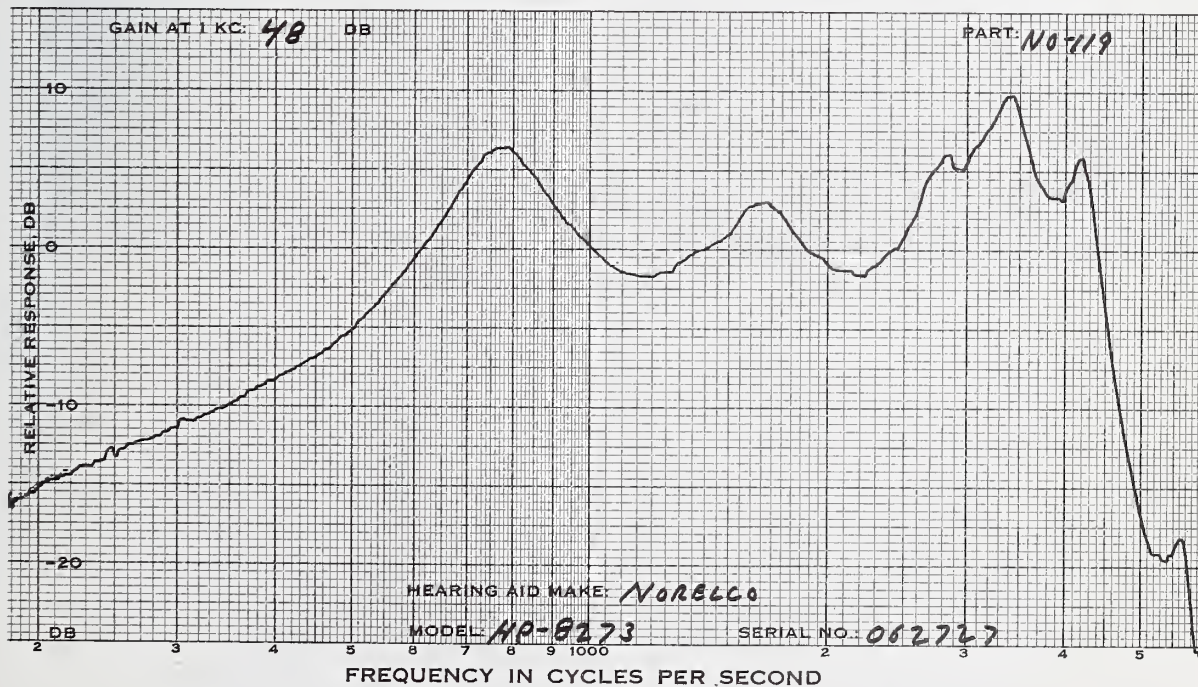
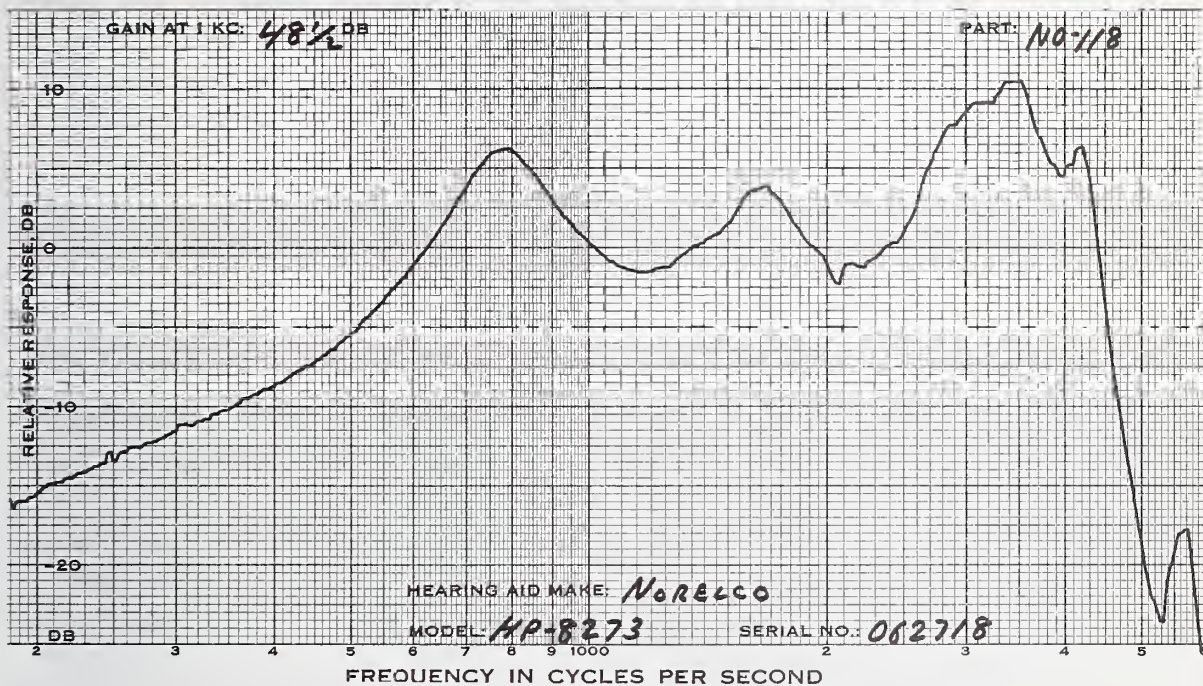
CODE	NO-118	NO-119	NO-120
SERIAL #	062718	062727	063207
DATE		MAR 22, 1973	

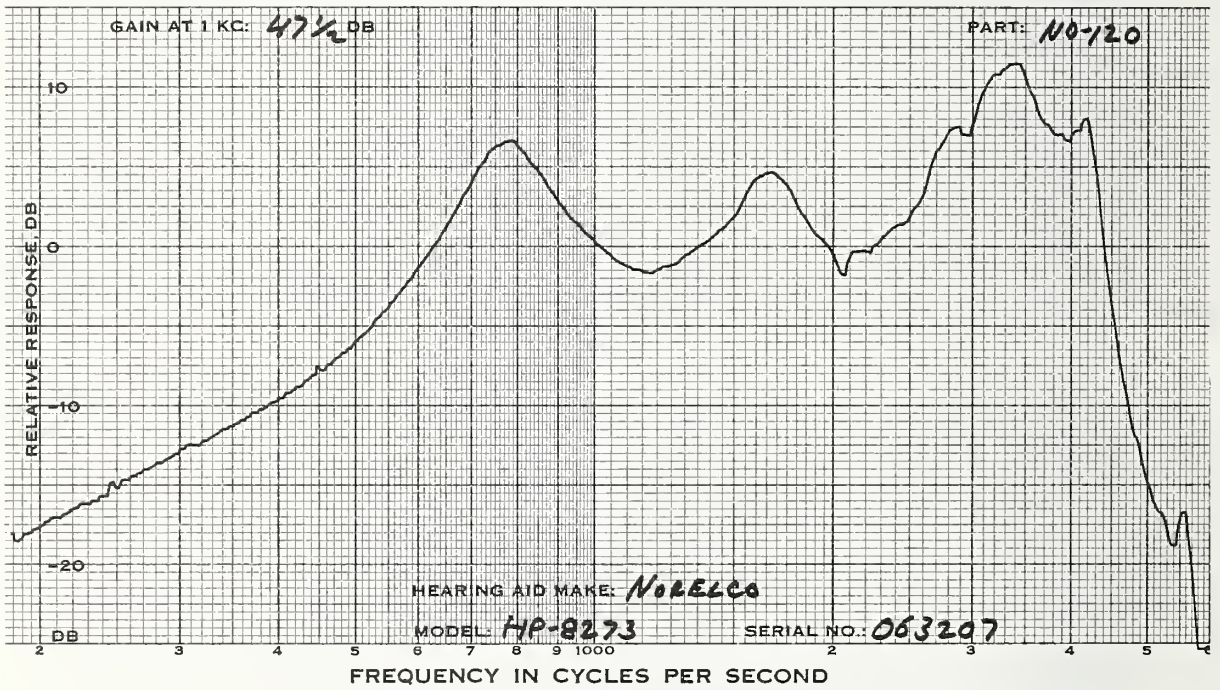
MEASUREMENTS WITH
 FULL VOL CONTROL

1KHZ GAIN DB	61.5	61.0	62.5
MPO, RANDOM NOISE			
INPUT LEVEL, DB	77.5	80.0	77.0
OUTPUT LEVEL DB	122.0	122.0	123.0

MEASUREMENTS WITH
 REDUCED VOLUME
 CONTROL SETTING

1KHZ GAIN DB	48.5	48.0	47.5
HARMONIC DIST			
@INPUT LEVEL DB	60.0 70.0	60.0 70.0	60.0 70.0
500 HZ %	2 10	3 15	2 8
700 HZ %	1 3	1 4	1 2
900 HZ %	0 4	1 8	0 3
MAX DIST %	4 25	5 33	4 20
FREQ OF MAX DIS	2110 2110	2110 2110	2130 2130
S/N RATIO DB			
1KHZ SIGNAL	40.0	40.0	40.0
S/HUM RATIO DB			
1KHZ SIGNAL	N.M.	N.M.	N.M.
BATTERY DRAIN, MA			
NO INPUT	2.1	2.0	2.2
65 DB INPUT	2.1	1.9	2.0
BATTERY VOLTAGE	1.35	1.36	1.38





NORELCO 08
 MODEL:HP8126 PC:5 GAIN:0 TONE:N EARPHONE:PH-77 BATTERY:1015

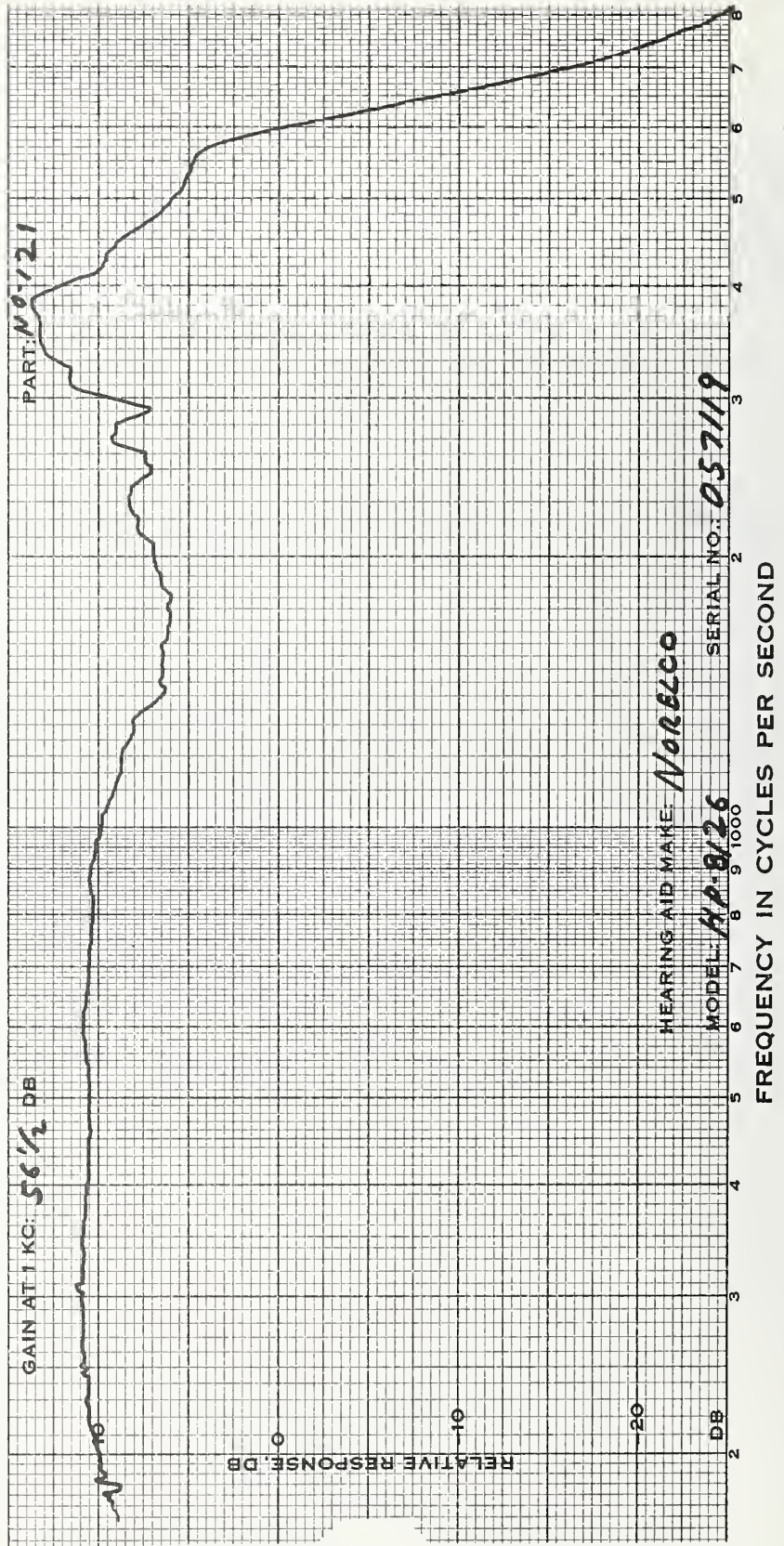
CODE	NO-121	NO-122	NO-123
SERIAL #	057119	057196	057163
DATE		MAR 21, 1973	

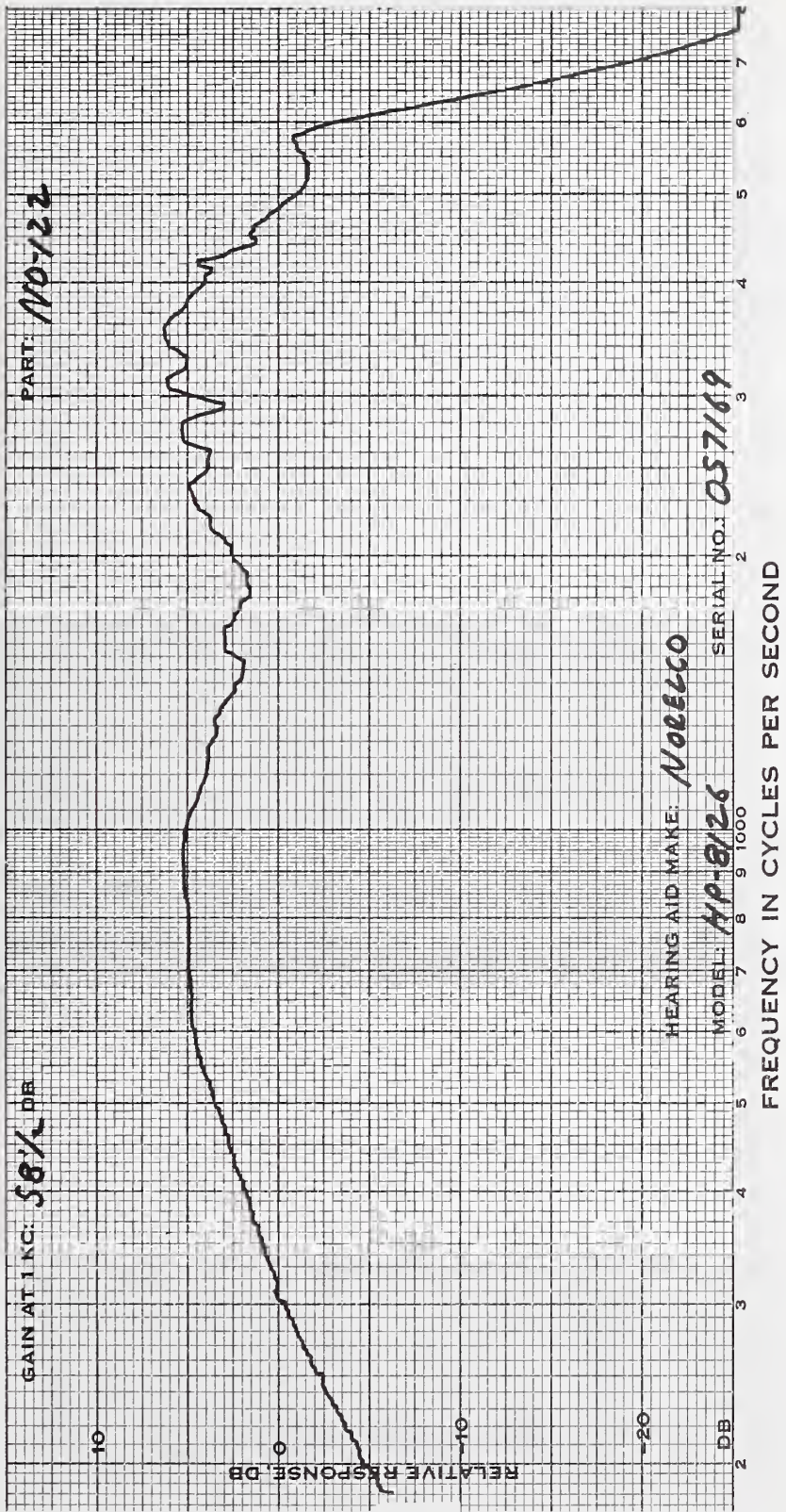
MEASUREMENTS WITH
 FULL VOL CONTROL

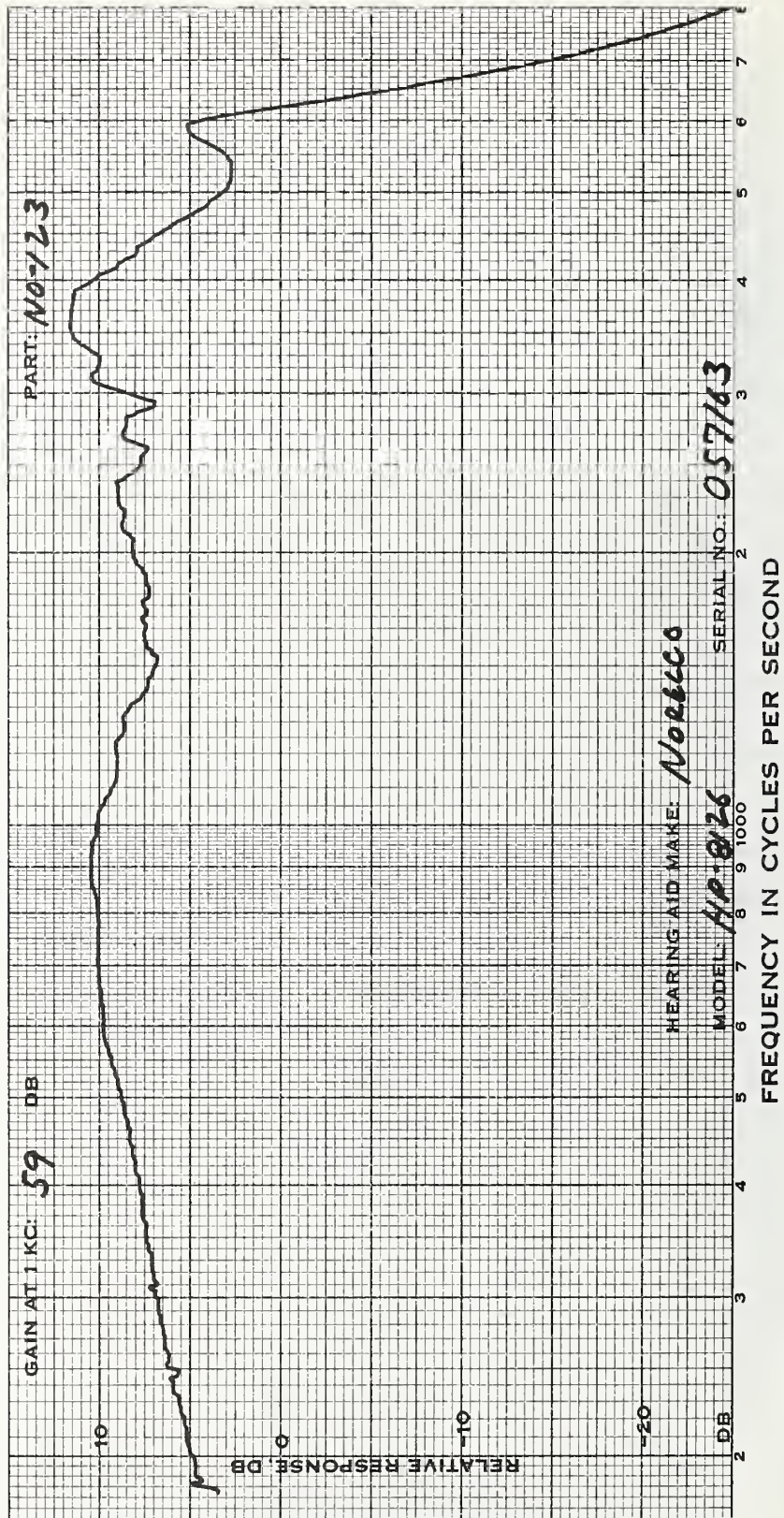
1KHZ GAIN DB	70.5	68.5	71.0
MPO, RANDOM NOISE			
INPUT LEVEL, DB	66.5	76.0	74.5
OUTPUT LEVEL DB	130.0	130.0	130.0

MEASUREMENTS WITH
 REDUCED VOLUME
 CONTROL SETTING

1KHZ GAIN DB	56.5	58.5	59.0
HARMONIC DIST			
@INPUT LEVEL DB	60.0 70.0	60.0 70.0	60.0 70.0
500 HZ %	3 4	3 5	3 5
700 HZ %	0 2	2 4	1 4
900 HZ %	3 4	5 6	4 4
MAX DIST %	4 7	5 7	4 5
FREQ OF MAX DIS	1070 1250	960 1320	880 980
S/N RATIO DB			
1KHZ SIGNAL	42.5	37.5	44.5
S/HUM RATIO DB			
1KHZ SIGNAL	N.M.	N.M.	N.M.
BATTERY DRAIN, MA			
NO INPUT	6.0	7.0	7.0
65 DB INPUT	18.0	20.0	19.0
BATTERY VOLTAGE	1.52	1.55	1.55







OTARION EG
 MODEL:X-109 TONE:CCW TUBING:2 1/4 BATTERY:S76

CODE	0A-238	0A-239	0A-240
SERIAL #	400992	401000	401004
DATE		MAR 26, 1973	

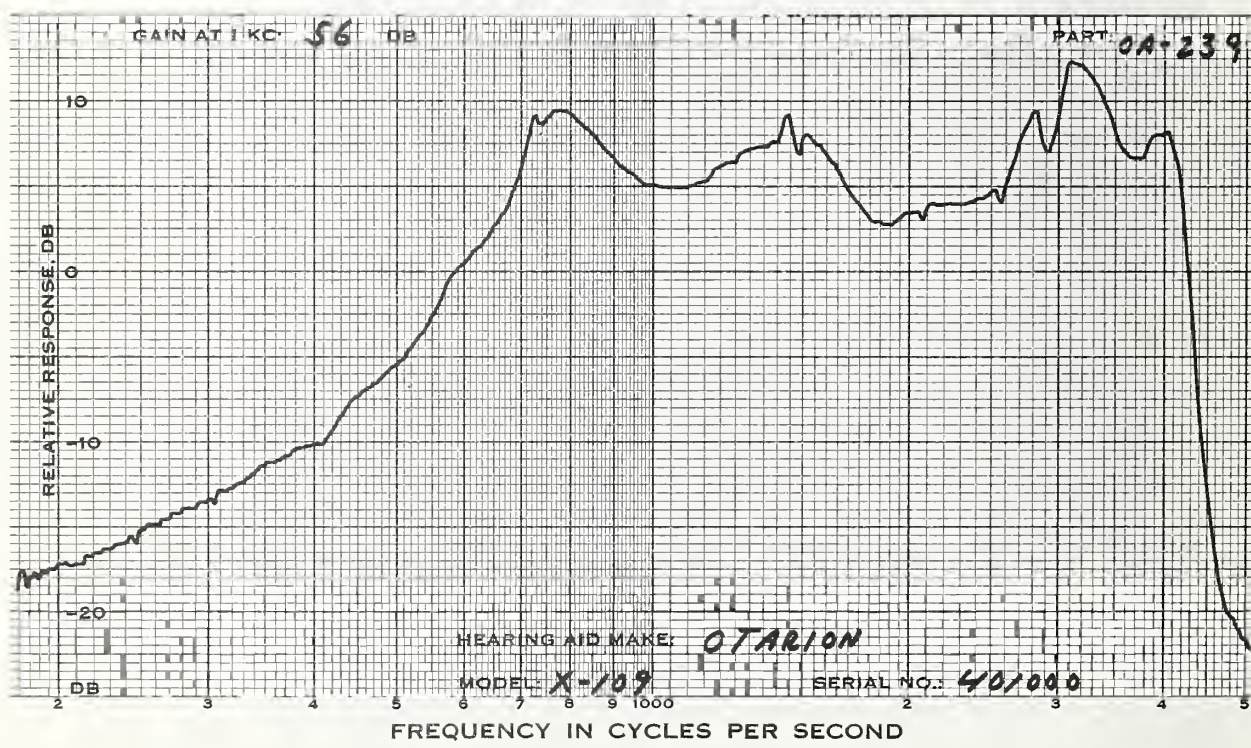
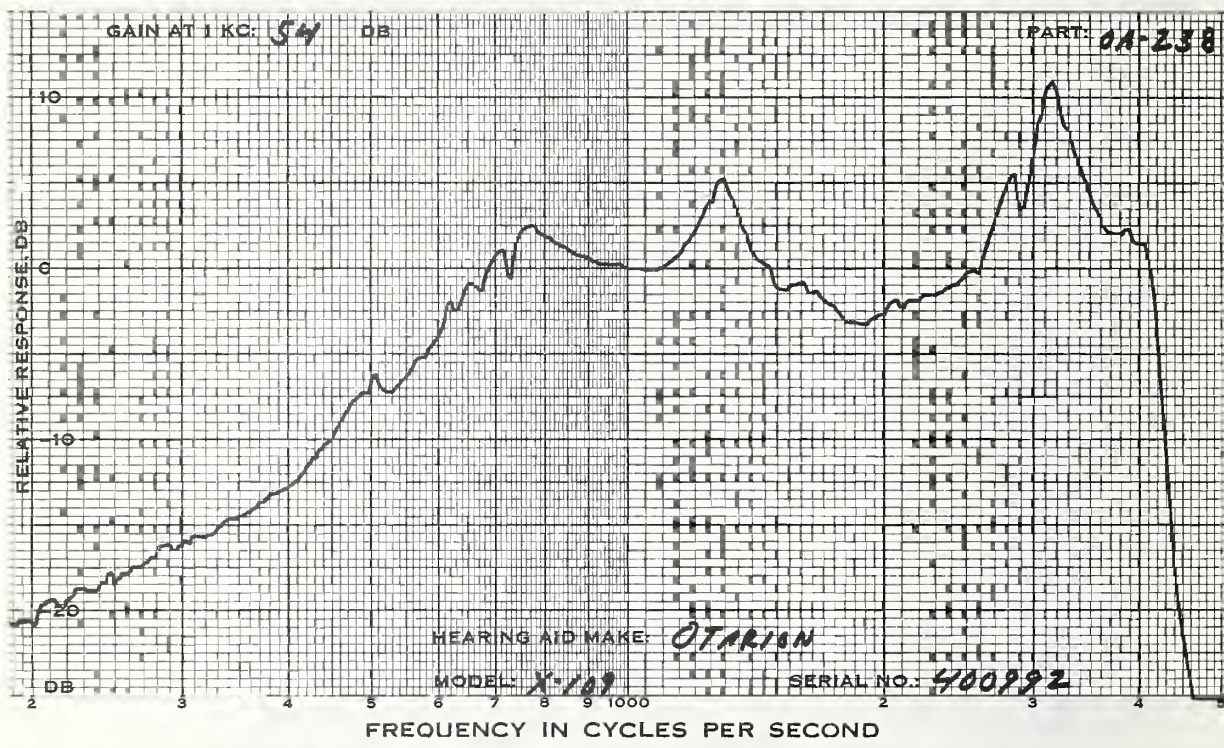
MEASUREMENTS WITH
 FULL VOL CONTROL

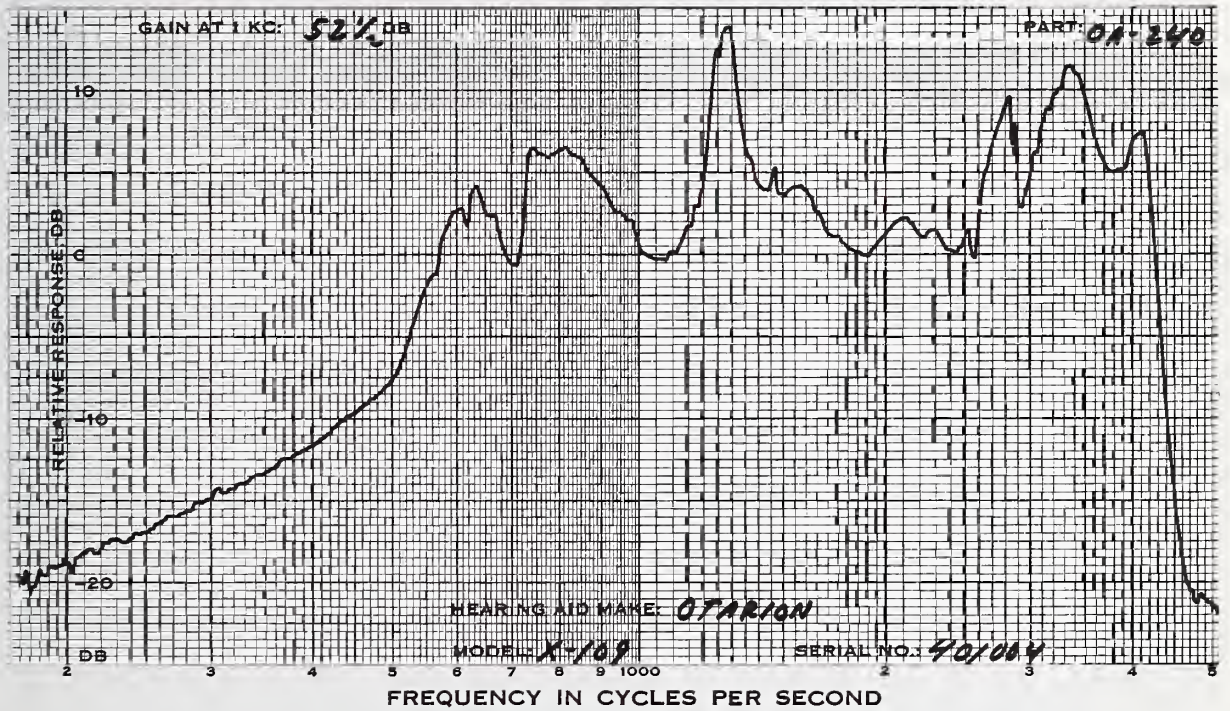
1KHZ GAIN DB	59.0	61.0	56.0
MPO, RANDOM NOISE			
INPUT LEVEL, DB	77.0	78.0	79.5
OUTPUT LEVEL DB	126.0	128.0	128.5

MEASUREMENTS WITH
 REDUCED VOLUME
 CONTROL SETTING

1KHZ GAIN DB	54.0	56.0	52.5
HARMONIC DIST			
@INPUT LEVEL DB	60.0 70.0	60.0 70.0	60.0 70.0
500 HZ %	2 6	5 11	2 8
700 HZ %	0 2	0 2	1 2
900 HZ %	0 1	1 3	0 2
MAX DIST %	2 9	5 12	8 25
FREQ OF MAX DIS	500 1220	500 1240	630 640
S/N RATIO DB			
1KHZ SIGNAL	38.5	39.0	34.0
S/HUM RATIO DB			
1KHZ SIGNAL	N.M.	N.M.	N.M.
BATTERY DRAIN, MA			
NO INPUT	1.0	1.0	1.5
65 DB INPUT	2.4	3.0	3.5
BATTERY VOLTAGE	1.55	1.55	1.54

THE BATTERY DRAIN IS APPROXIMATE ONLY, AS THE AID OSCILLATED
 WHEN THE LOWEST AMMETER RANGE WAS USED.





OTARION OE
 MODEL:COMPETTE TONE:NONE TUBING:1 1/2 BATTERY:S13

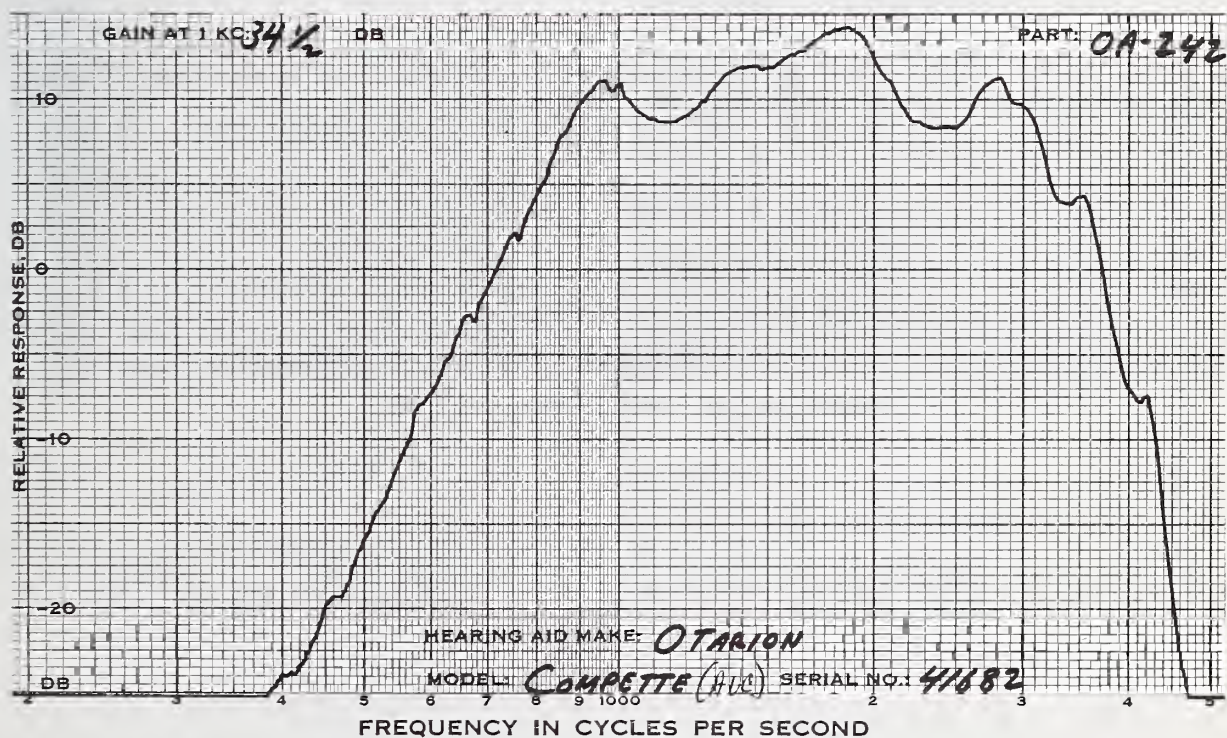
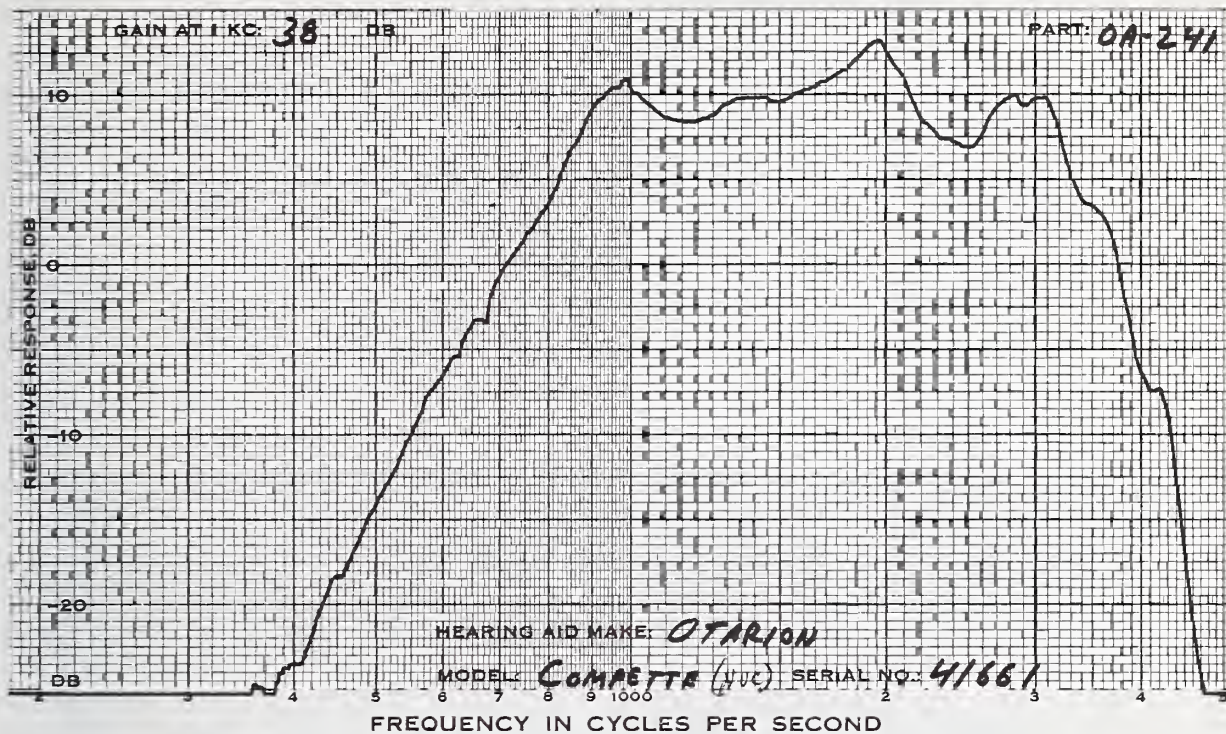
CODE	0A-241	0A-242	0A-243
SERIAL #	41661	41682	41709
DATE		MAR 26, 1973	

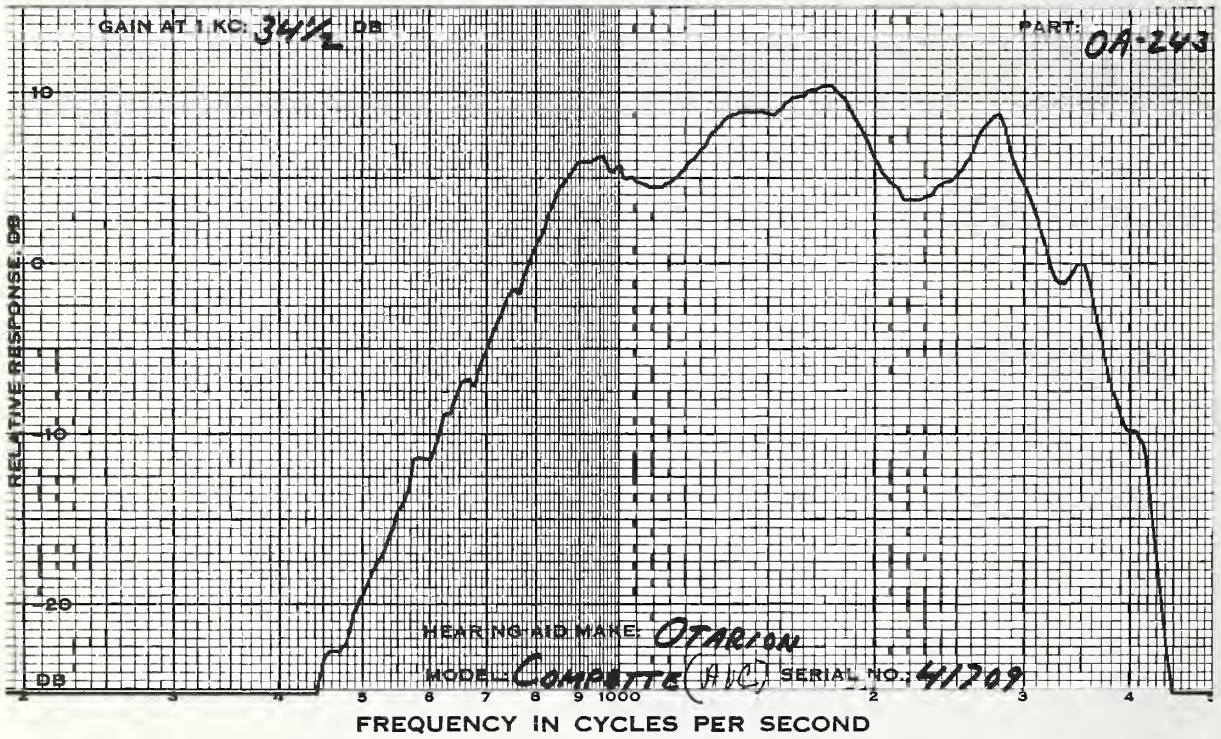
MEASUREMENTS WITH
 FULL VOL CONTROL

1KHZ GAIN DB	47.0	44.0	46.0
MPO, RANDOM NOISE			
INPUT LEVEL, DB	81.0	82.0	80.0
OUTPUT LEVEL DB	107.0	104.0	104.5

MEASUREMENTS WITH
 REDUCED VOLUME
 CONTROL SETTING

1KHZ GAIN DB	38.0	34.5	34.5
HARMONIC DIST			
@INPUT LEVEL DB	60.0 70.0	60.0 70.0	60.0 70.0
500 HZ %	11 7	14 8	12 7
700 HZ %	2 1	2 1	1 1
900 HZ %	1 1	1 1	1 1
MAX DIST %	11 7	14 8	12 7
FREQ OF MAX DIS	500 500	500 500	500 500
S/N RATIO DB			
1KHZ SIGNAL	45.0	48.5	48.0
S/HUM RATIO DB			
1KHZ SIGNAL	N.M.	N.M.	N.M.
BATTERY DRAIN, MA			
NO INPUT	1.0	1.1	1.0
65 DB INPUT	1.0	1.1	1.0
BATTERY VOLTAGE	1.54	1.55	1.54





OTARION
 MODEL:LISTENETTE TONE:NONE BATTERY:S13 IE

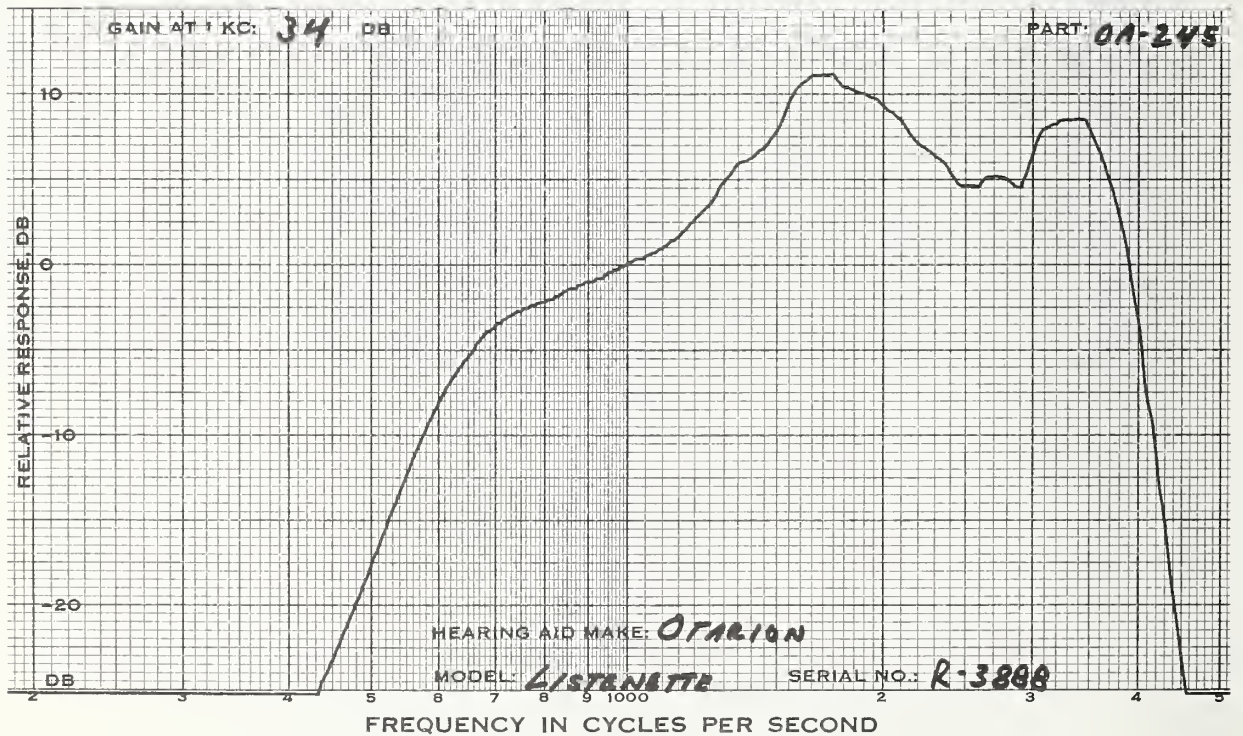
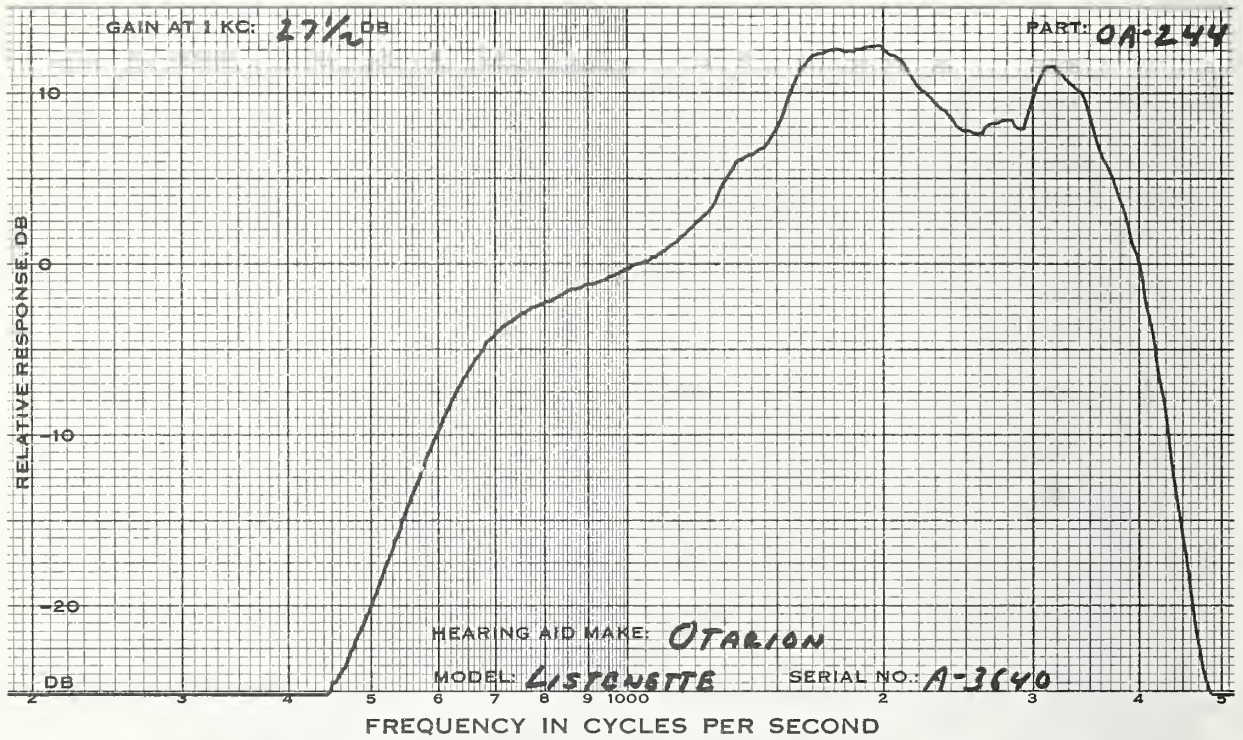
CODE	OA-244	OA-245	OA-246
SERIAL #	A-3640	R-3888	R-3967
DATE		MAY 22, 1973	

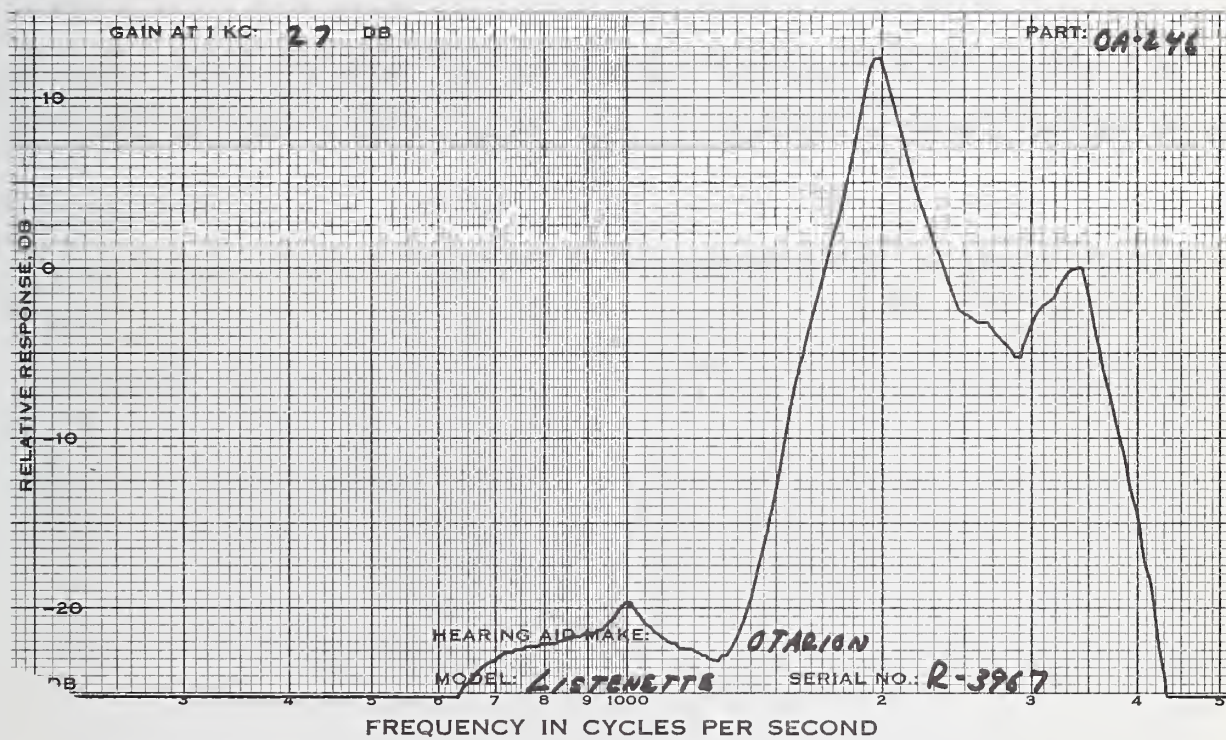
MEASUREMENTS WITH
 FULL VOL CONTROL

1KHZ GAIN DB	27.5	34.0	27.0
MPO, RANDOM NOISE			
INPUT LEVEL, DB	86.5	81.5	80.0
OUTPUT LEVEL DB	98.0	99.0	105.0

MEASUREMENTS WITH
 REDUCED VOLUME
 CONTROL SETTING

1KHZ GAIN DB	27.5(FULL)		34.0(FULL)		27.0(FULL)	
HARMONIC DIST						
@INPUT LEVEL DB	66.5	76.5	63.0	73.0	61.5	71.5
500 HZ %	5	6	5	4	30	10
700 HZ %	2	5	1	3	10	10
900 HZ %	5	10	3	5	30	45
MAX DIST %	5	10	5	5	60	125
FREQ OF MAX DIS	900	900	500	920	1000	990
S/N RATIO DB						
1KHZ SIGNAL	31.5		37.0		27.5	
S/HUM RATIO DB						
1KHZ SIGNAL	N.M.		N.M.		N.M.	
BATTERY DRAIN, MA						
NO INPUT	.8		.8		.9	
65 DB INPUT	.8		.8		.9	
BATTERY VOLTAGE	1.53		1.55		1.54	





OTARION

OE

MODEL:TONETTE TONE:NONE TUBING:1 1/2 BATTERY:S13

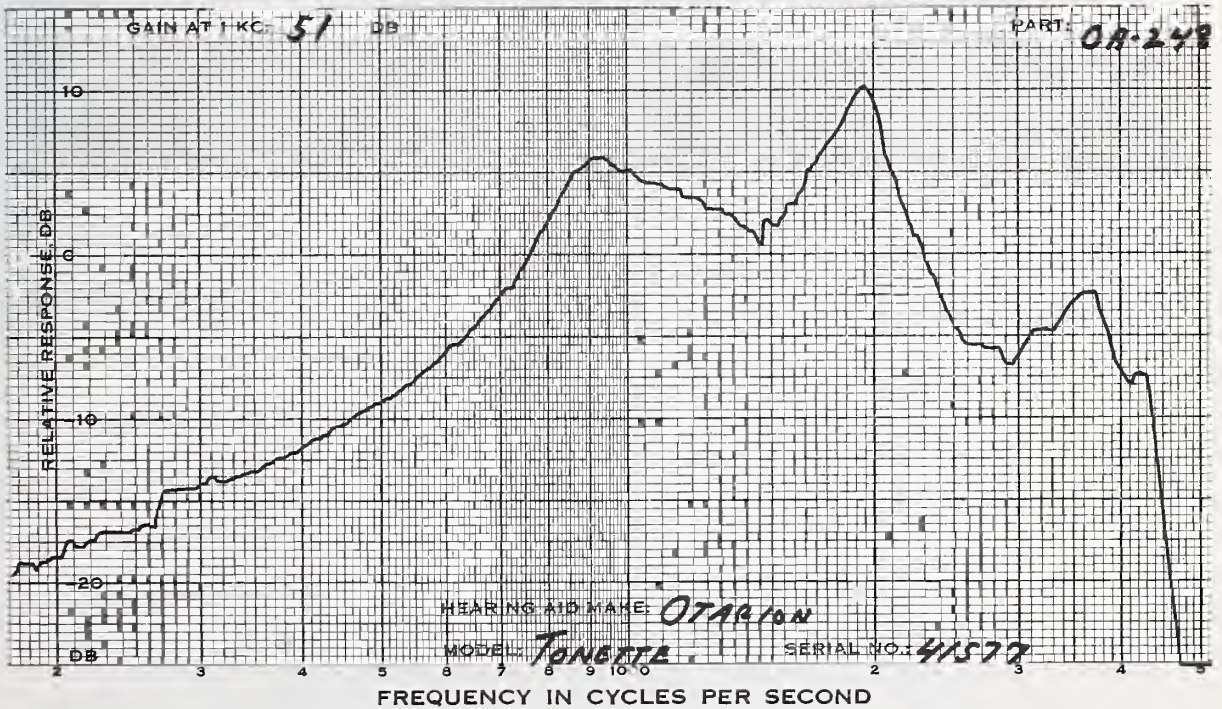
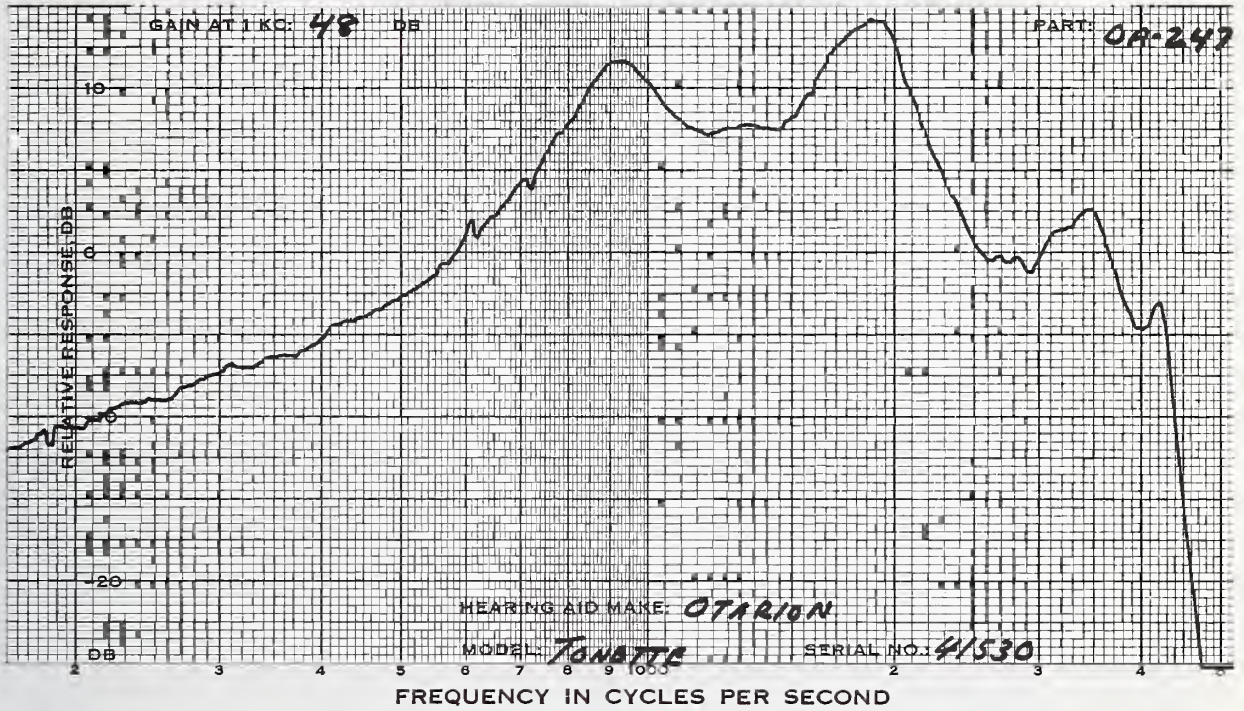
CODE	OA-247	OA-248	OA-249
SERIAL #	41530	41577	41588
DATE		APR 23, 1973	

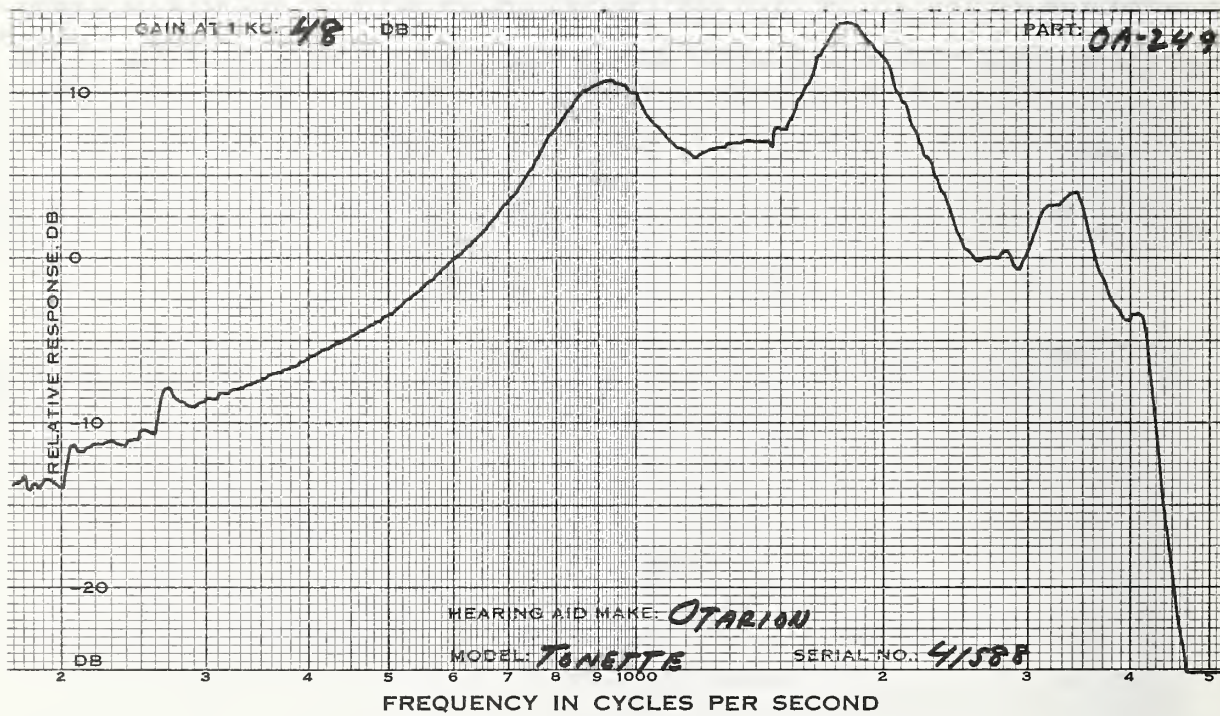
MEASUREMENTS WITH FULL VOL CONTROL

1KHZ GAIN DB	48.0	51.0	48.0
MPO, RANDOM NOISE INPUT LEVEL, DB	80.0	81.5	81.0
OUTPUT LEVEL DB	117.5	119.0	118.0

MEASUREMENTS WITH REDUCED VOLUME CONTROL SETTING

1KHZ GAIN DB	48.0(FULL)	51.0(FULL)	48.0(FULL)
HARMONIC DIST @INPUT LEVEL DB	60.0 70.0	60.0 70.0	60.0 70.0
500 HZ %	4 17	5 28	3 19
700 HZ %	1 5	2 9	1 6
900 HZ %	1 3	0 3	0 3
MAX DIST %	4 17	5 28	3 19
FREQ OF MAX DIS	500 500	500 500	500 500
S/N RATIO DB			
1KHZ SIGNAL	49.0	47.5	48.0
S/HUM RATIO DB			
1KHZ SIGNAL	N.M.	N.M.	N.M.
BATTERY DRAIN, MA			
NO INPUT	1.0	1.1	1.0
65 DB INPUT	1.0	1.1	1.0
BATTERY VOLTAGE	1.54	1.55	1.55





OTICON
 MODEL:375PPX TONE:H EARPHONE:CFD-8 BATTERY:RM502H

OB

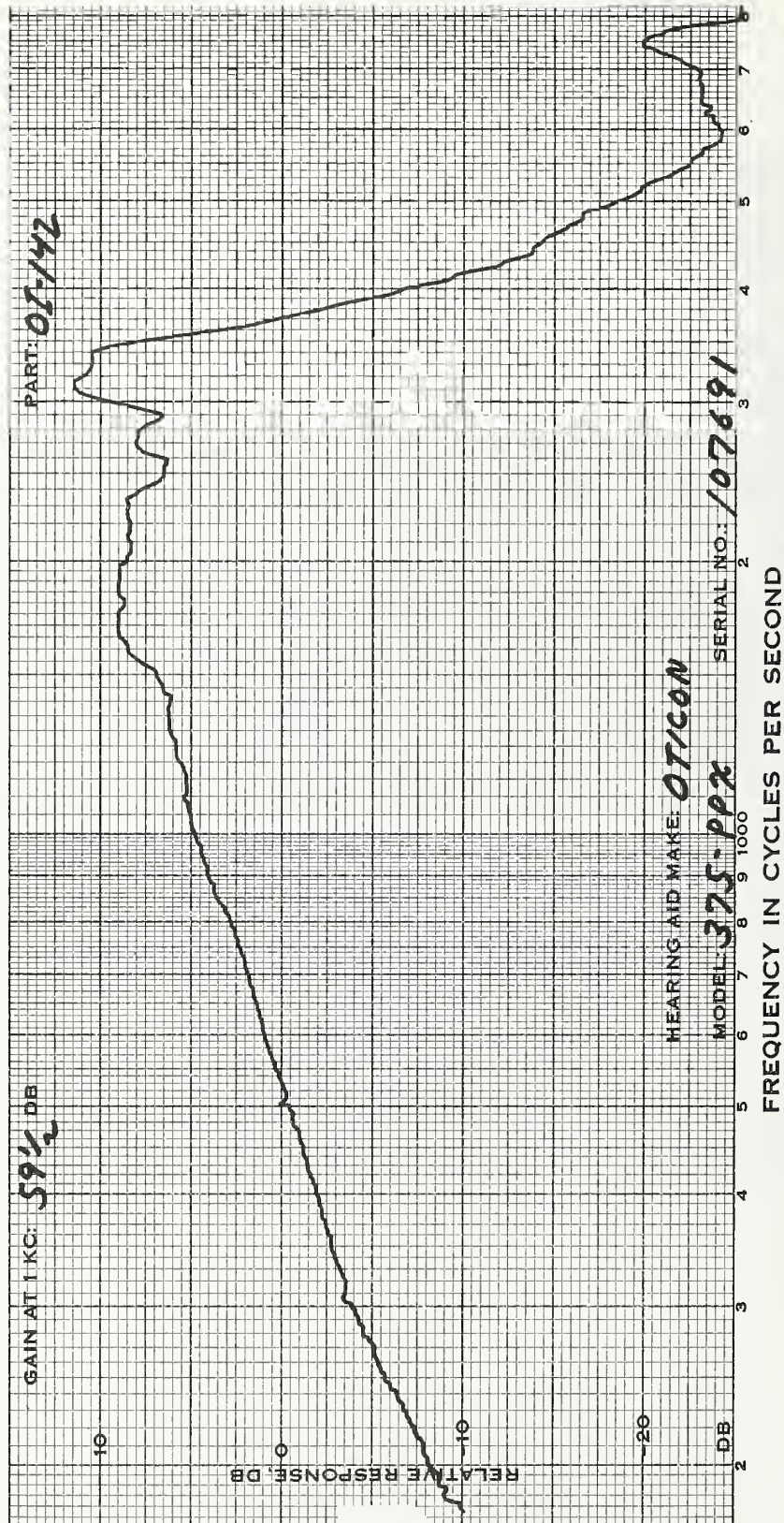
CODE	OI-142	OI-143	OI-144
SERIAL #	107691	104857	108031
DATE		MAR 28, 1973	

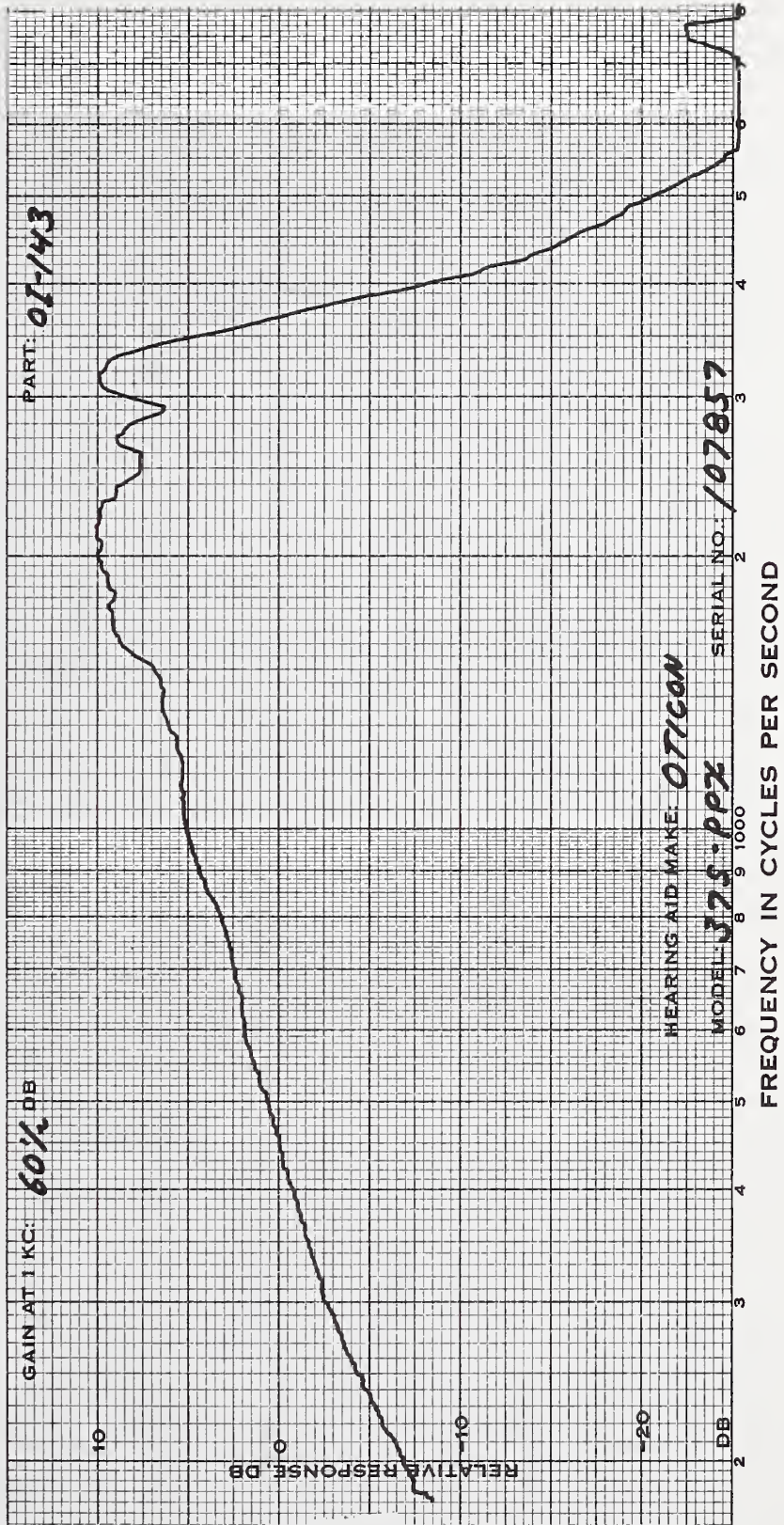
MEASUREMENTS WITH
 FULL VOL CONTROL

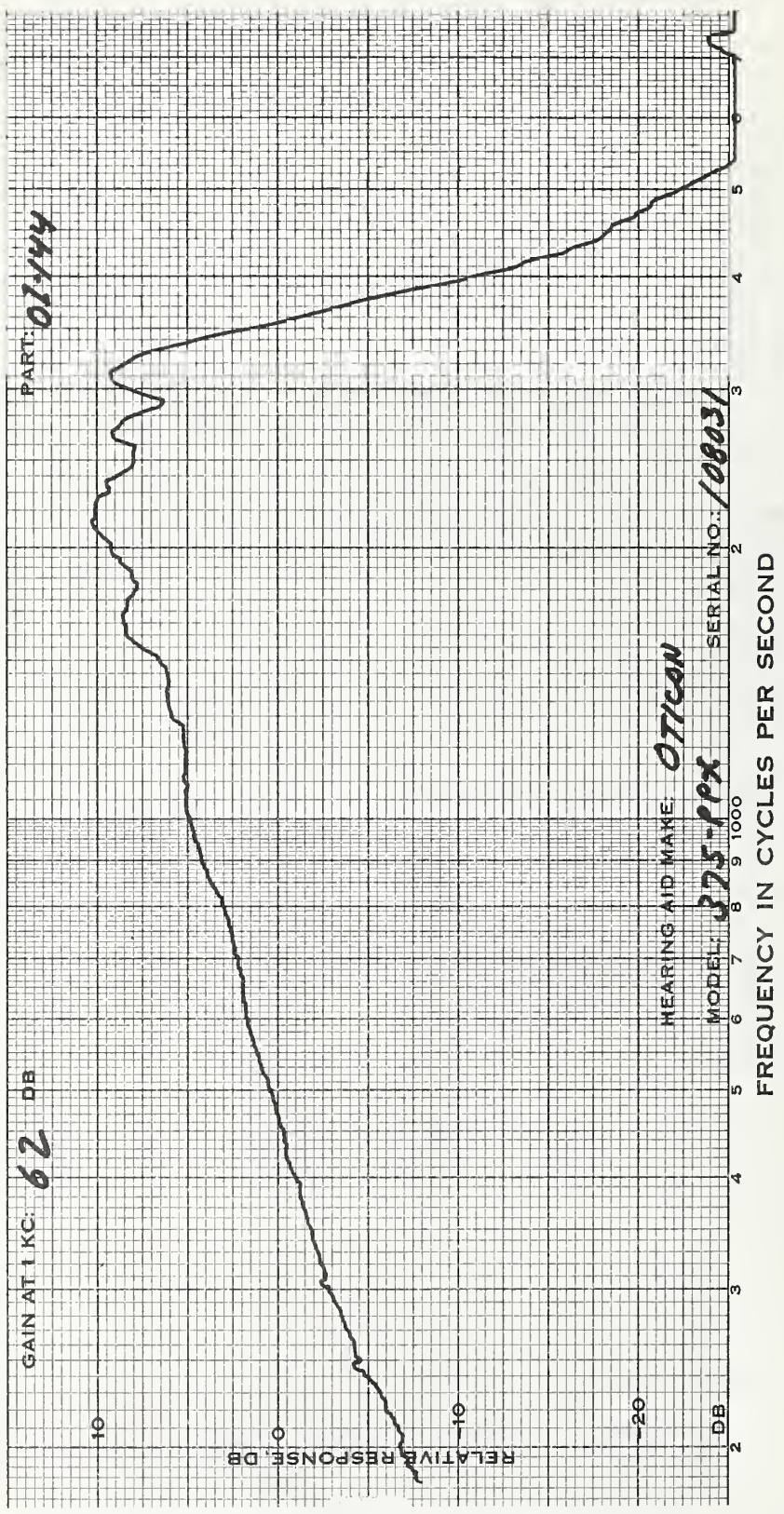
1KHZ GAIN DB	71.0	71.5	72.5
MPO, RANDOM NOISE			
INPUT LEVEL, DB	79.0	82.0	80.0
OUTPUT LEVEL DB	130.5	131.0	132.5

MEASUREMENTS WITH
 REDUCED VOLUME
 CONTROL SETTING

1KHZ GAIN DB	59.5	60.5	62.0
HARMONIC DIST			
@INPUT LEVEL DB	60.0 70.0	60.0 70.0	60.0 70.0
500 HZ %	2 2	1 3	2 4
700 HZ %	2 3	2 4	3 4
900 HZ %	2 4	2 5	1 3
MAX DIST %	2 4	2 4	3 4
FREQ OF MAX DIS	500 1020	730 650	700 670
S/N RATIO DB			
1KHZ SIGNAL	39.5	40.0	40.0
S/HUM RATIO DB			
1KHZ SIGNAL	N.M.	N.M.	N.M.
BATTERY DRAIN, MA			
NO INPUT	3.6	4.2	3.3
65 DB INPUT	16.5	16.0	17.5
BATTERY VOLTAGE	1.46	1.45	1.46







OTICON 08
 MODEL:375PPZ TONE:H EARPHONE:CFD-5 BATTERY:RM502H

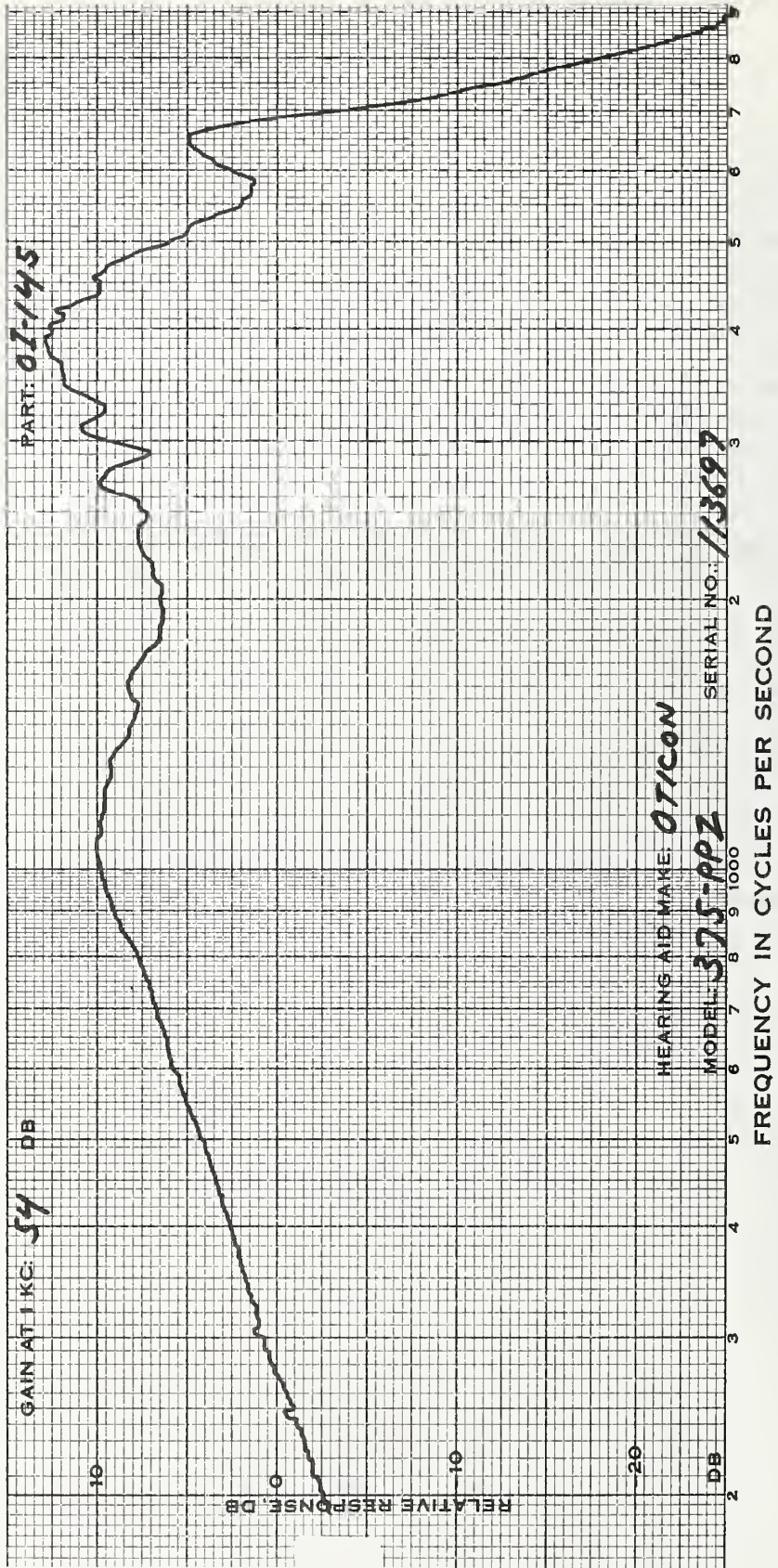
CODE	OI-145	OI-146	OI-147
SERIAL #	113697	115573	115759
DATE		MAR 28, 1973	

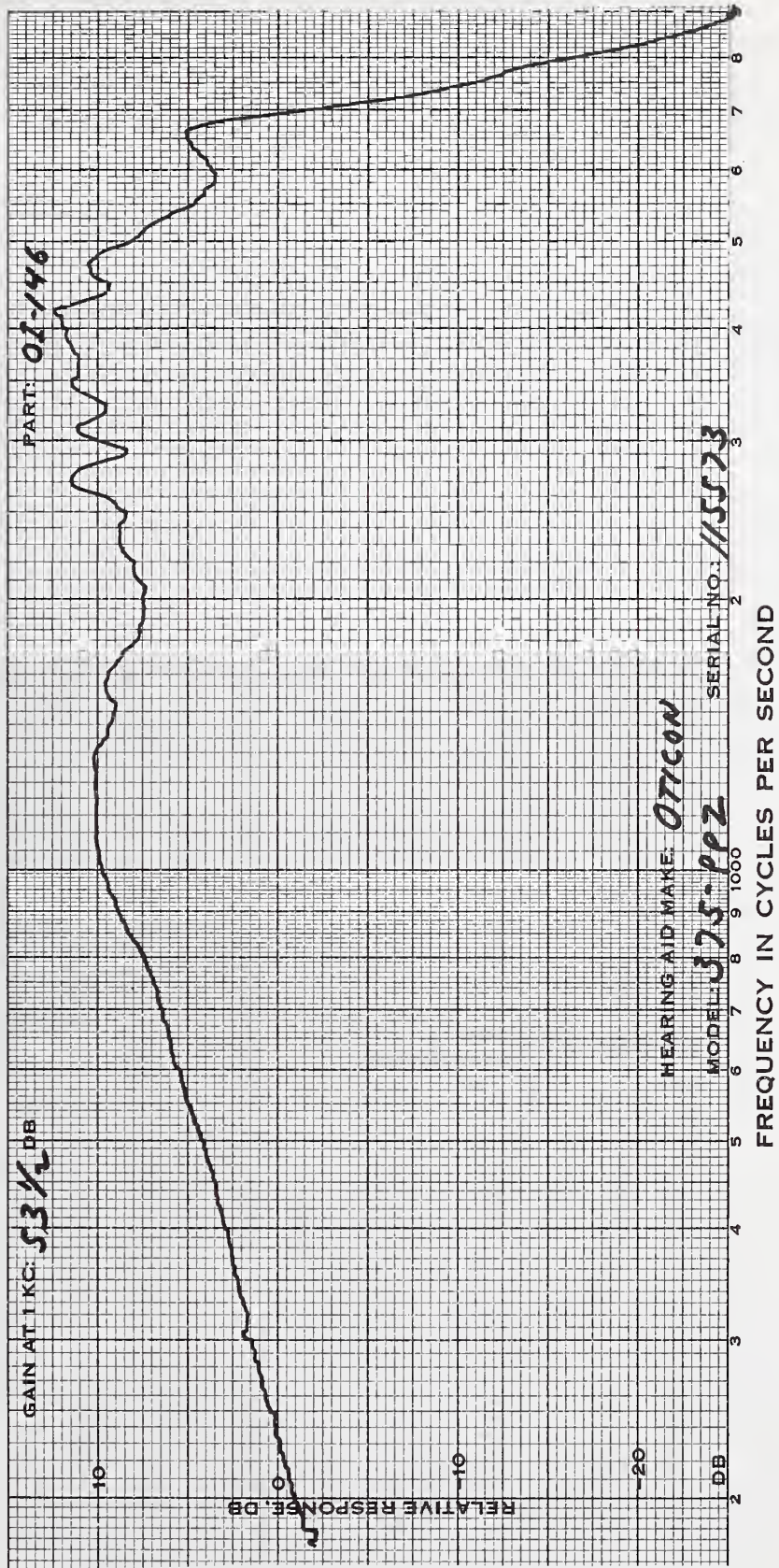
MEASUREMENTS WITH
 FULL VOL CONTROL

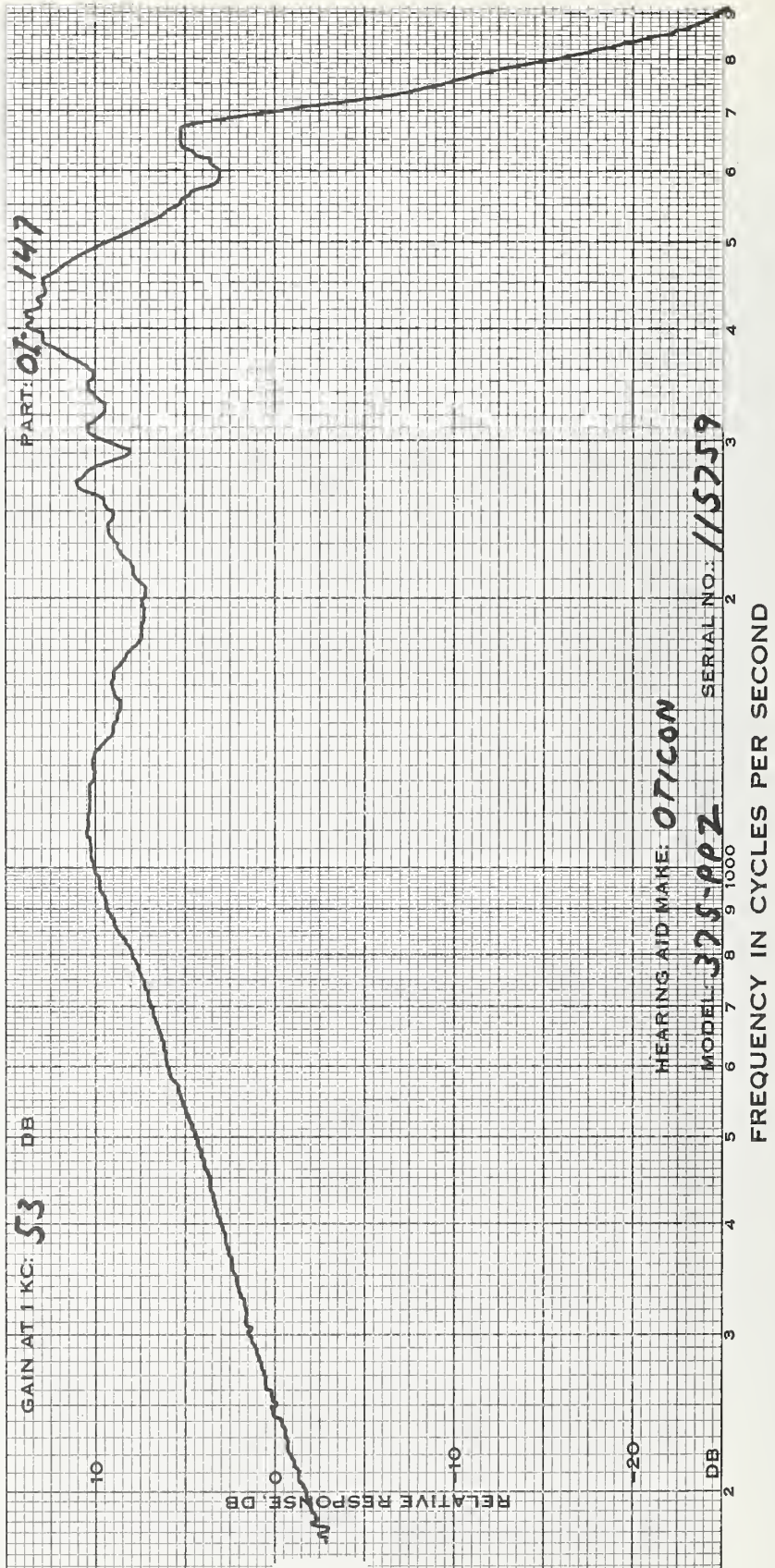
1KHZ GAIN DB	63.0	63.0	64.0
MPO, RANDOM NOISE INPUT LEVEL, DB	73.0	77.0	79.5
OUTPUT LEVEL DB	123.0	123.0	122.5

MEASUREMENTS WITH
 REDUCED VOLUME
 CONTROL SETTING

1KHZ GAIN DB	54.0	53.5	53.0
HARMONIC DIST			
@INPUT LEVEL DB	60.0 70.0	60.0 70.0	60.0 70.0
500 HZ %	2 2	1 2	1 1
700 HZ %	1 2	1 2	1 3
900 HZ %	1 5	1 4	1 3
MAX DIST %	2 3	2 4	1 4
FREQ OF MAX DIS	880 860	1330 1300	870 850
S/N RATIO DB			
1KHZ SIGNAL	39.5	39.5	39.5
S/HUM RATIO DB			
1KHZ SIGNAL	N.M.	N.M.	N.M.
BATTERY DRAIN, MA			
NO INPUT	2.9	3.5	4.1
65 DB INPUT	13.0	13.9	13.0
BATTERY VOLTAGE	1.45	1.46	1.47







OTICON

08

MODEL:380-SI TONE:NONE EARPHONE:AFE-8 BATTERY:RM502H

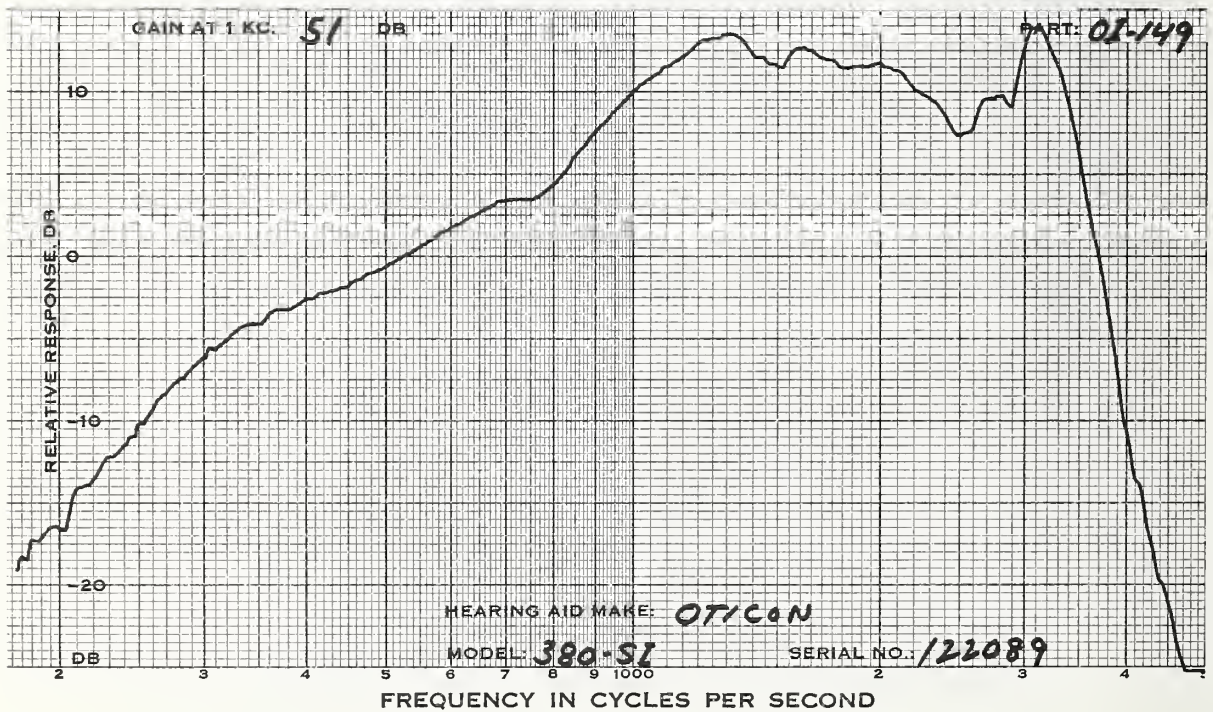
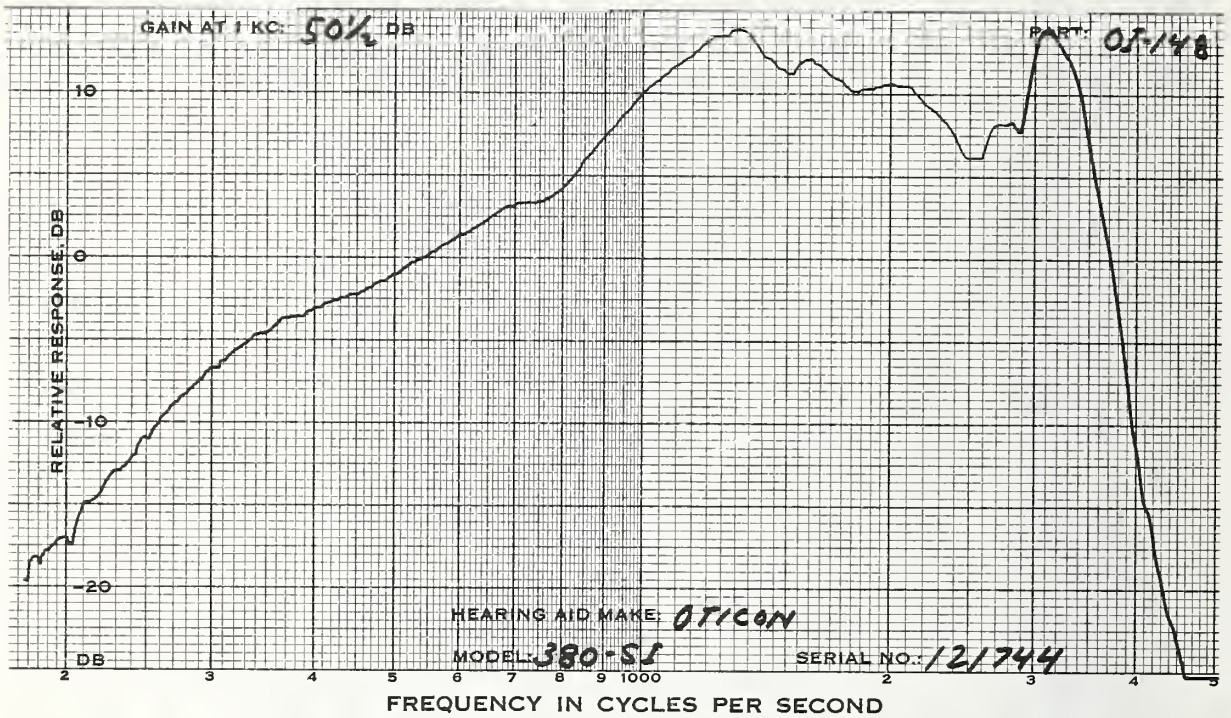
CODE	OI-148	OI-149	OI-150
SERIAL #	121744	122089	122156
DATE		MAR 29, 1973	

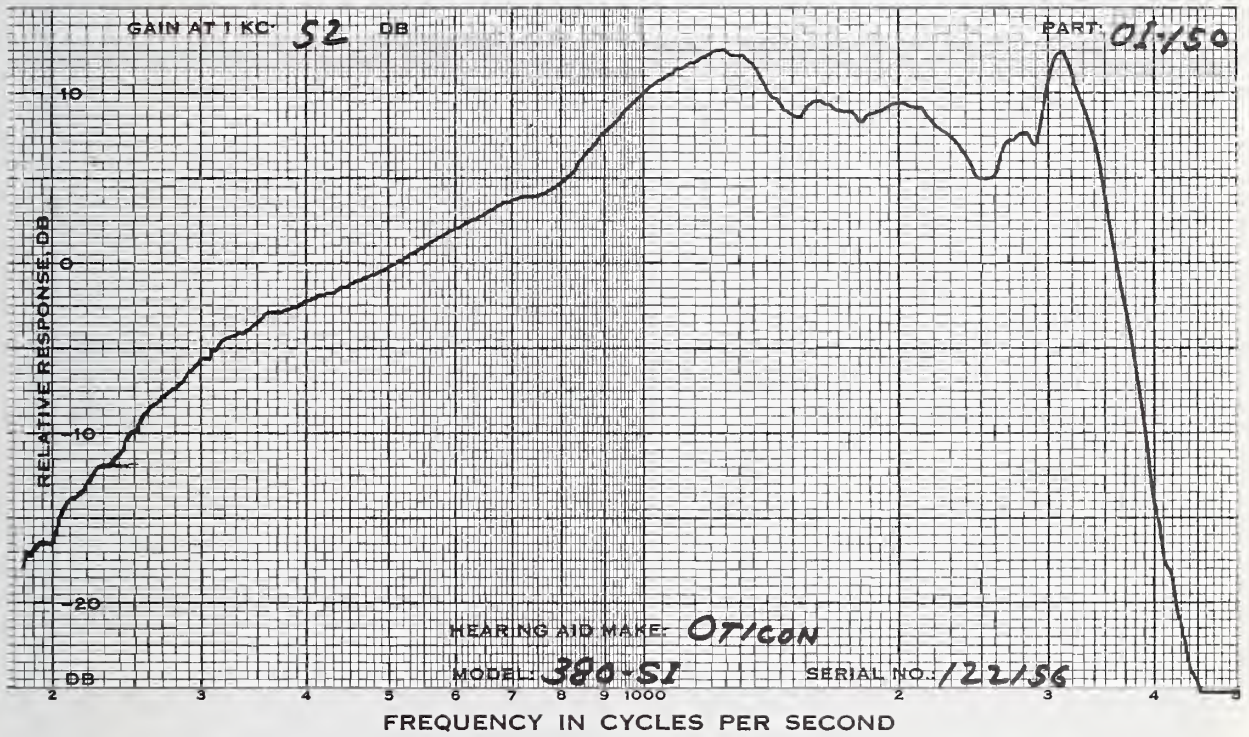
MEASUREMENTS WITH FULL VOL CONTROL

1KHZ GAIN DB	56.5	57.0	58.0
MPO, RANDOM NOISE INPUT LEVEL, DB	77.0	77.0	79.5
OUTPUT LEVEL DB	120.0	120.0	120.5

MEASUREMENTS WITH REDUCED VOLUME CONTROL SETTING

1KHZ GAIN DB	50.5	51.0	52.0
HARMONIC DIST @INPUT LEVEL DB	60.0 70.0	60.0 70.0	60.0 70.0
500 HZ %	7 14	7 16	7 15
700 HZ %	3 12	3 13	3 11
900 HZ %	4 13	6 15	4 13
MAX DIST %	14 20	10 21	12 15
FREQ OF MAX DIS	1560 1060	1590 1060	1550 500
S/N RATIO DB			
1KHZ SIGNAL	50.0	50.0	49.5
S/HUM RATIO DB			
1KHZ SIGNAL	N.M.	N.M.	N.M.
BATTERY DRAIN, MA			
NO INPUT	1.7	1.4	1.7
65 DB INPUT	1.7	1.4	1.7
BATTERY VOLTAGE	1.48	1.49	1.48





OTICON
 MODEL:565SZ TONE:NONE TUBING:1'' BATTERY:675

OE

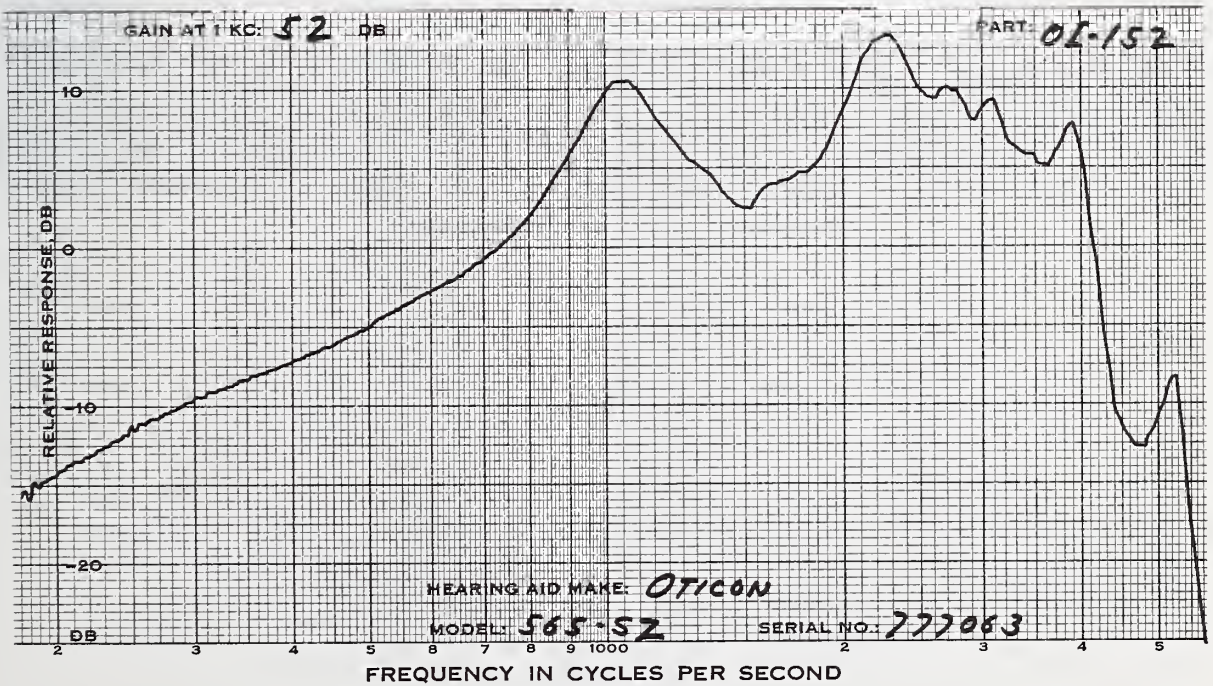
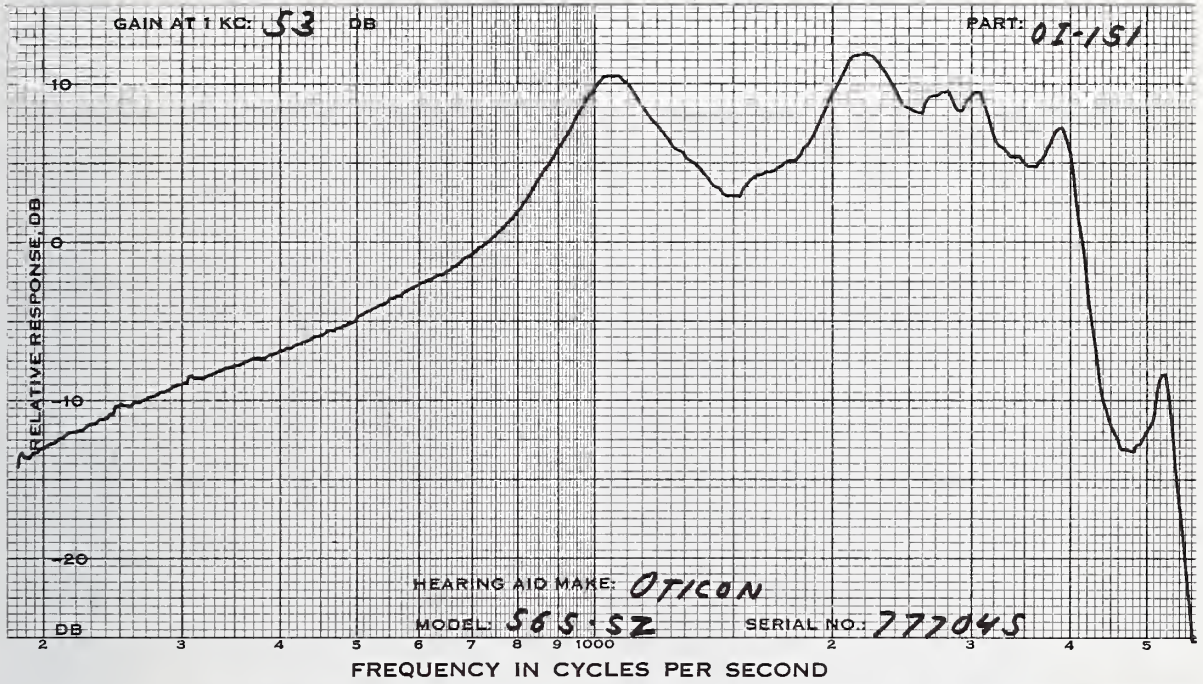
CODE	OI-151	OI-152	OI-153
SERIAL #	777045	777063	777076
DATE		MAR 23, 1973	

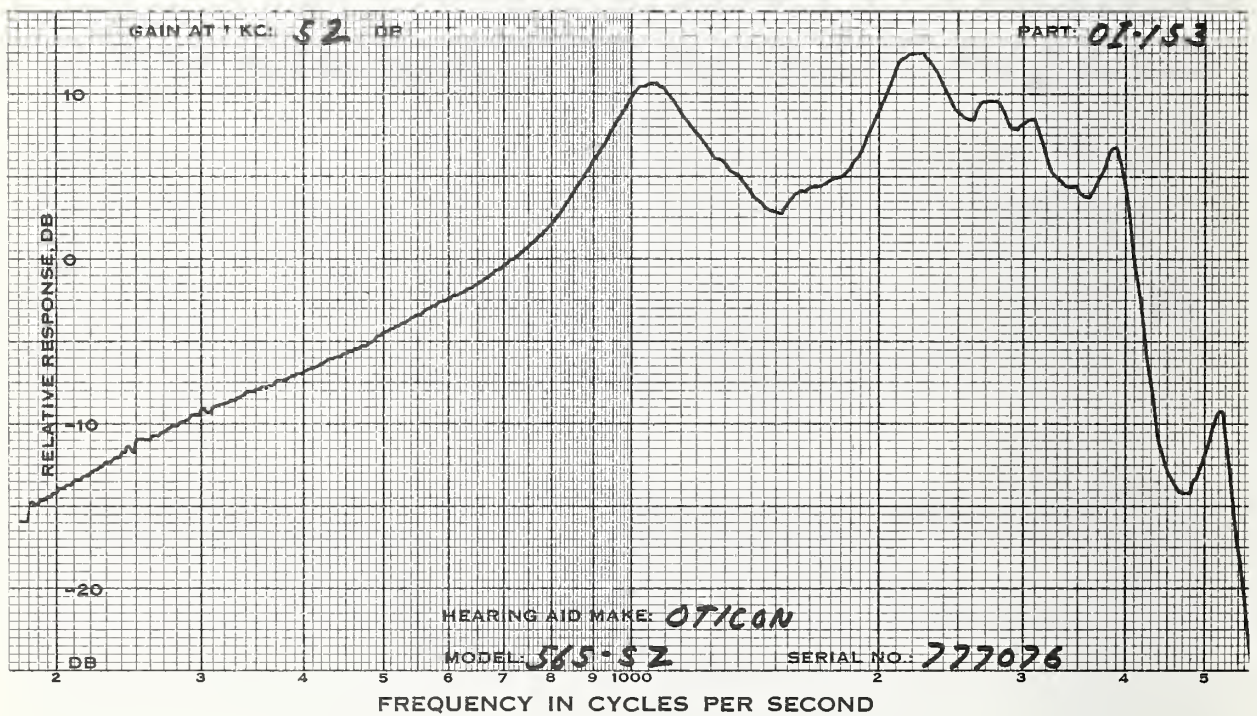
MEASUREMENTS WITH
 FULL VOL CONTROL

1KHZ GAIN DB	53.0	52.0	52.0
MPO, RANDOM NOISE			
INPUT LEVEL, DB	81.5	82.5	81.0
OUTPUT LEVEL DB	120.5	120.5	120.5

MEASUREMENTS WITH
 REDUCED VOLUME
 CONTROL SETTING

1KHZ GAIN DB	53.0(FULL)		52.0(FULL)		52.0(FULL)	
HARMONIC DIST						
@INPUT LEVEL DB	61.0	71.0	61.5	71.5	61.0	71.0
500 HZ %	7	8	5	9	7	16
700 HZ %	1	3	1	2	1	40
900 HZ %	1	5	0	2	1	3
MAX DIST %	7	23	6	24	7	16
FREQ OF MAX DIS	500	1540	500	1550	500	500
S/N RATIO DB						
1KHZ SIGNAL	46.5		47.0		46.0	
S/HUM RATIO DB						
1KHZ SIGNAL	N.M.		N.M.		N.M.	
BATTERY DRAIN, MA						
NO INPUT	1.7		1.8		1.4	
65 DB INPUT	1.7		1.8		1.4	
BATTERY VOLTAGE	1.40		1.39		1.40	





OTICON OE
 MODEL:568-SX TONE:NONE TUBING:1'' BATTERY:675

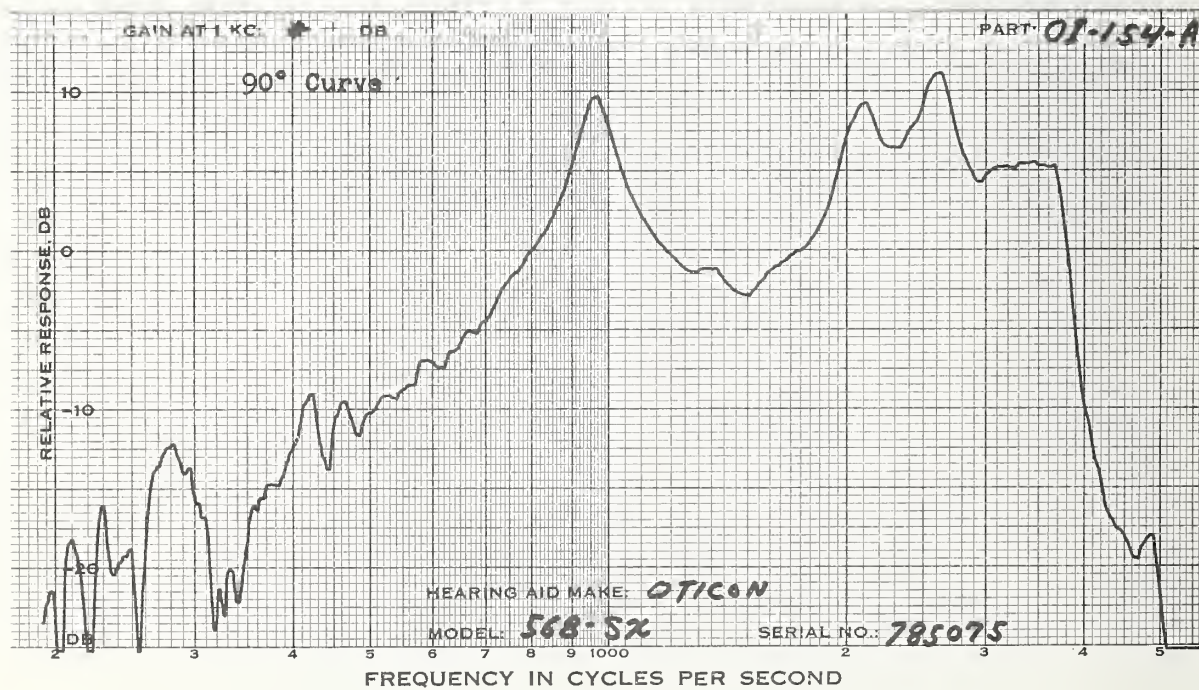
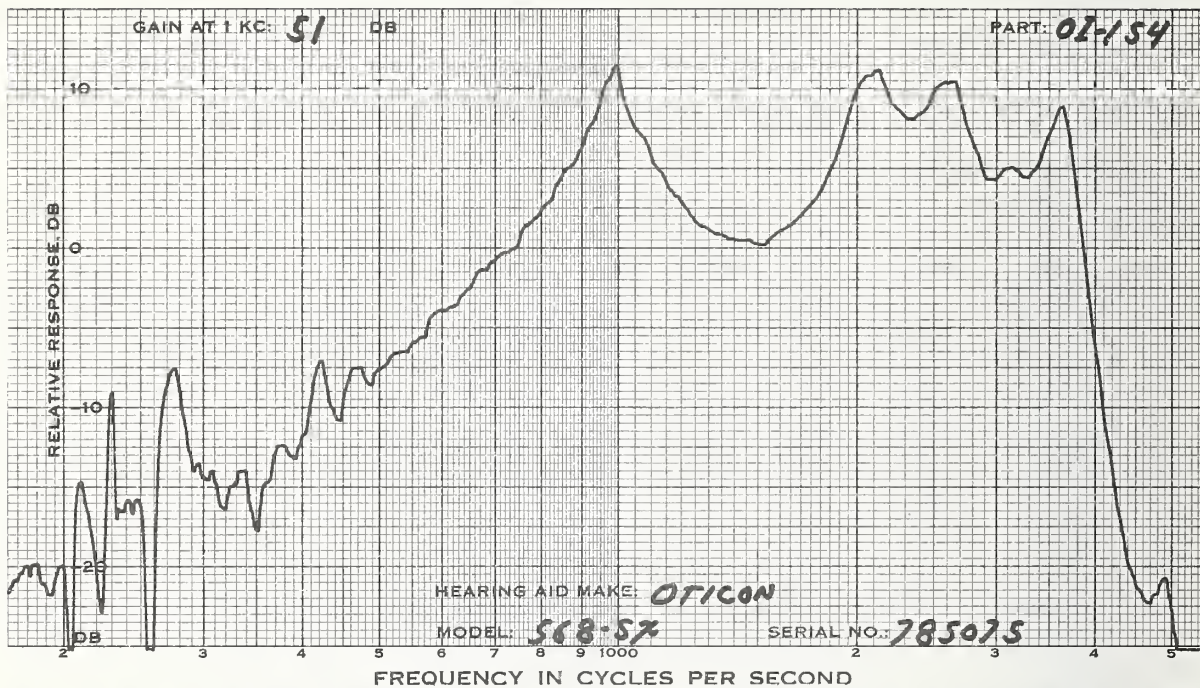
CODE	OI-154	OI-155	OI-156
SERIAL #	785075	785094	785109
DATE		MAR 30, 1973	

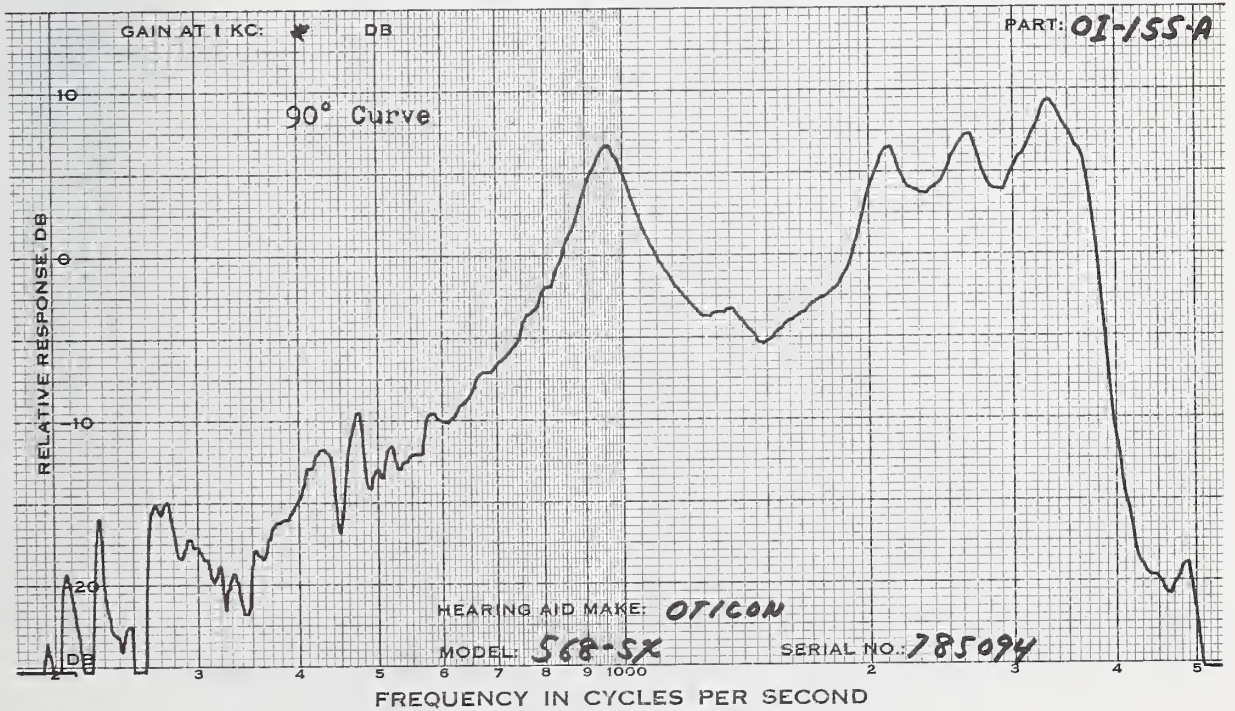
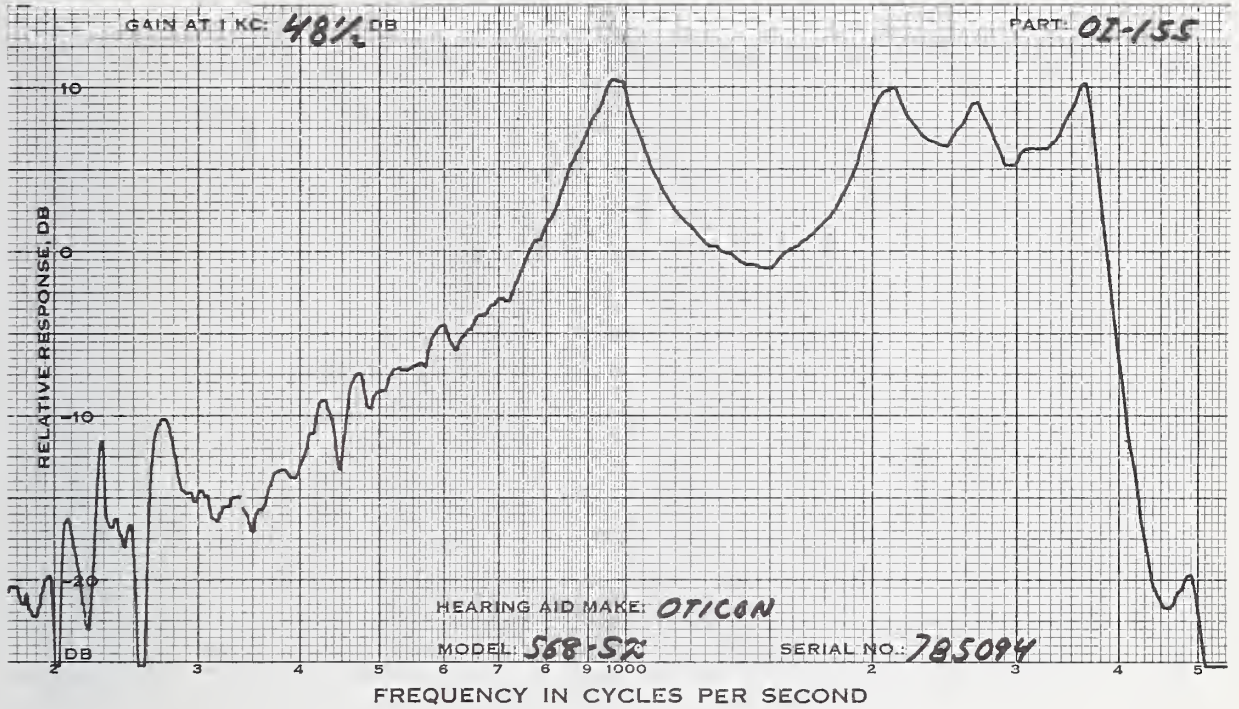
MEASUREMENTS WITH
FULL VOL CONTROL

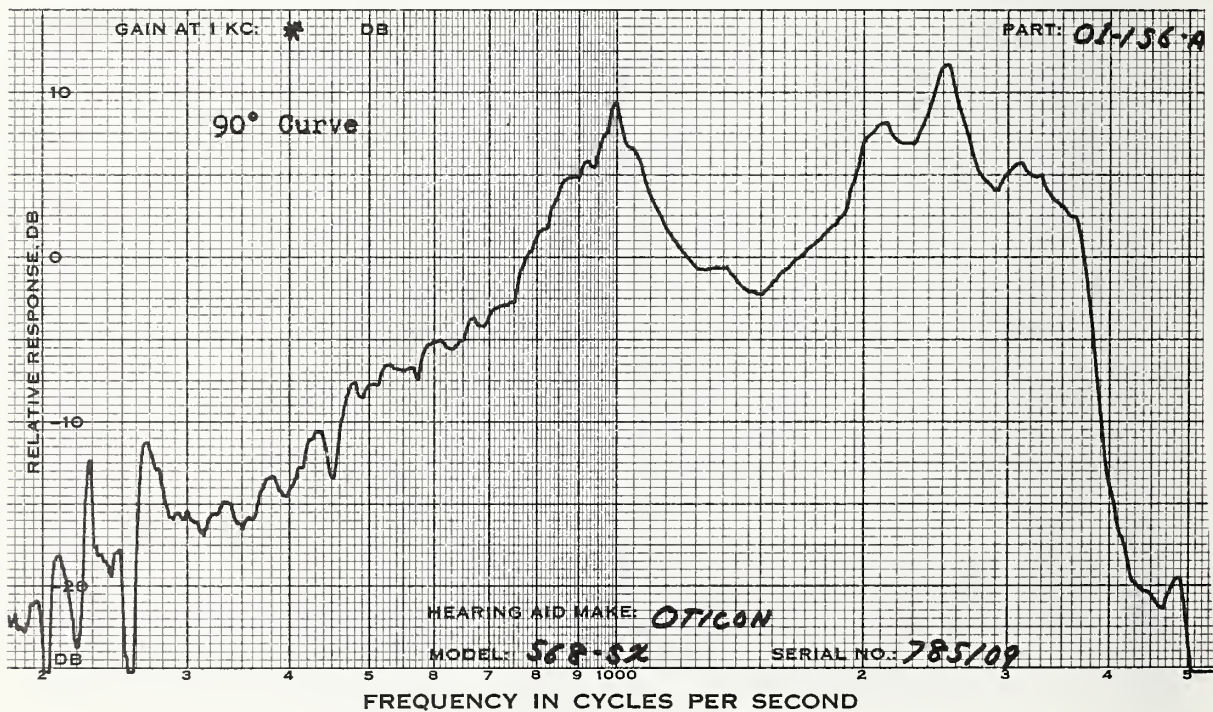
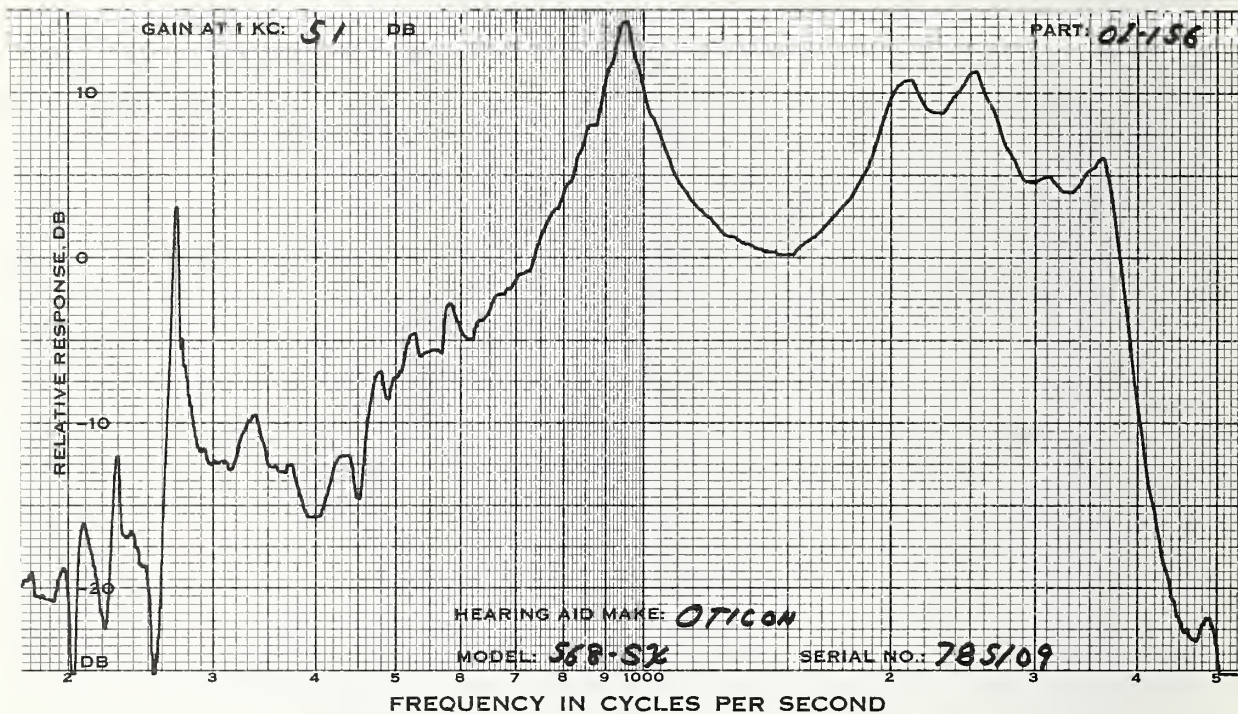
1KHZ GAIN DB	51.0	48.5	54.5
MPO, RANDOM NOISE			
INPUT LEVEL, DB	79.0	80.0	80.5
OUTPUT LEVEL DB	118.0	118.5	119.0

MEASUREMENTS WITH
REDUCED VOLUME
CONTROL SETTING

1KHZ GAIN DB	51.0(FULL)		48.5(FULL)		51.0	
HARMONIC DIST						
@INPUT LEVEL DB	60.0	70.0	62.0	72.0	60.0	70.0
500 HZ %	4	4	4	4	3	4
700 HZ %	1	2	1	2	1	0
900 HZ %	0	1	1	1	0	1
MAX DIST %	4	5	4	10	3	5
FREQ OF MAX DIS	500	980	500	1770	500	970
S/N RATIO DB						
1KHZ SIGNAL	45.5		45.5		43.5	
S/HUM RATIO DB						
1KHZ SIGNAL	N.M.		N.M.		N.M.	
BATTERY DRAIN, MA						
NO INPUT	1.4		1.3		1.4	
65 DB INPUT	1.4		1.3		1.4	
BATTERY VOLTAGE	1.37		1.38		1.40	







OTICON OE
 MODEL:591SZ OT:T TUBING:1'' BATTERY:RM13

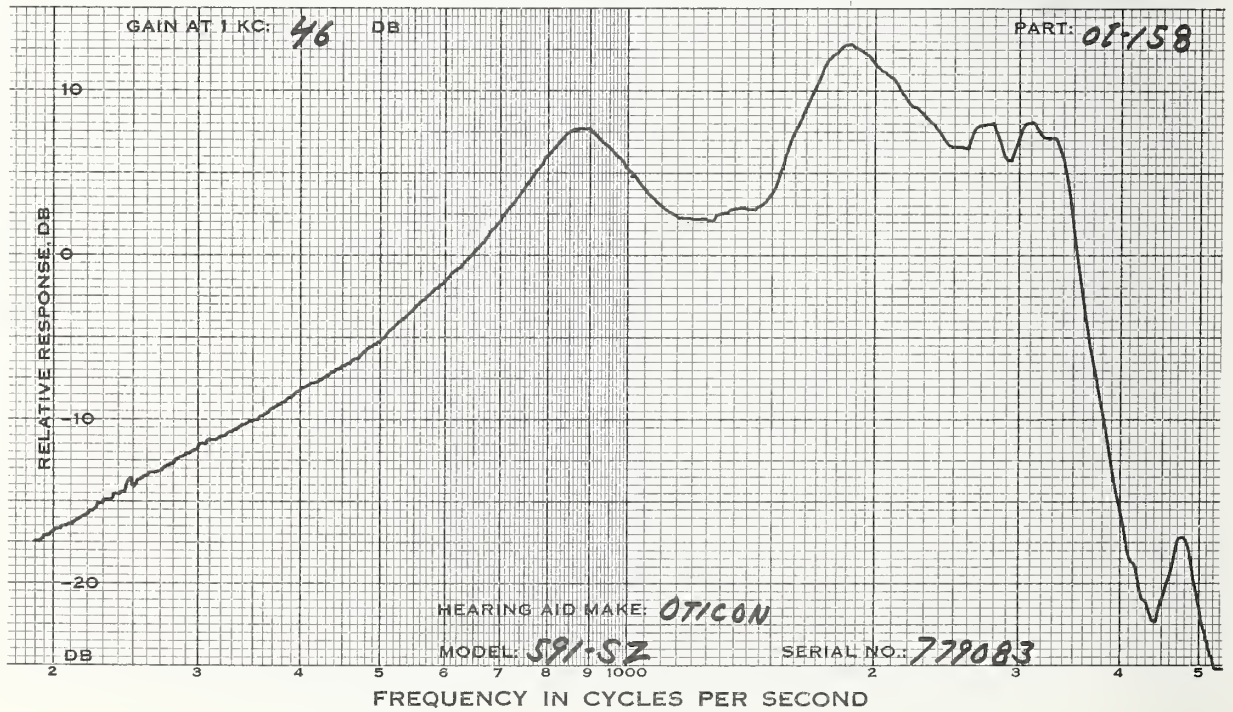
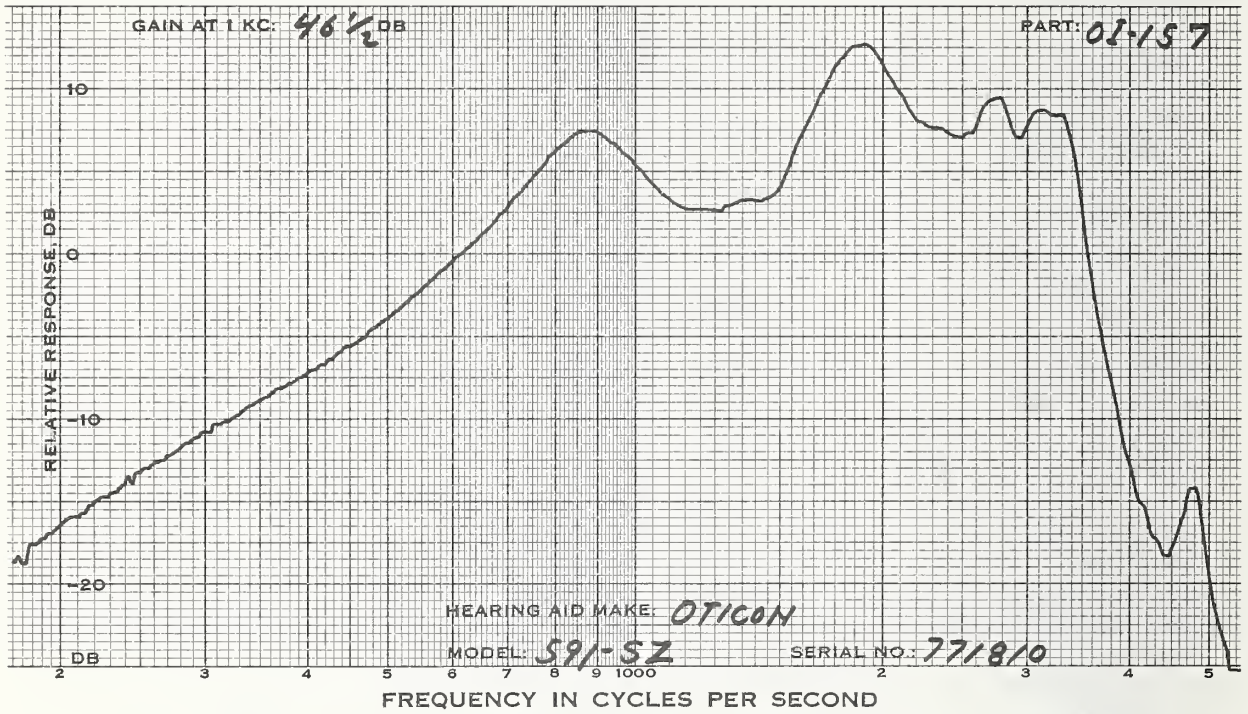
CODE	OI-157	OI-158	OI-159
SERIAL #	77180	779083	779138
DATE		MAR 26, 1973	

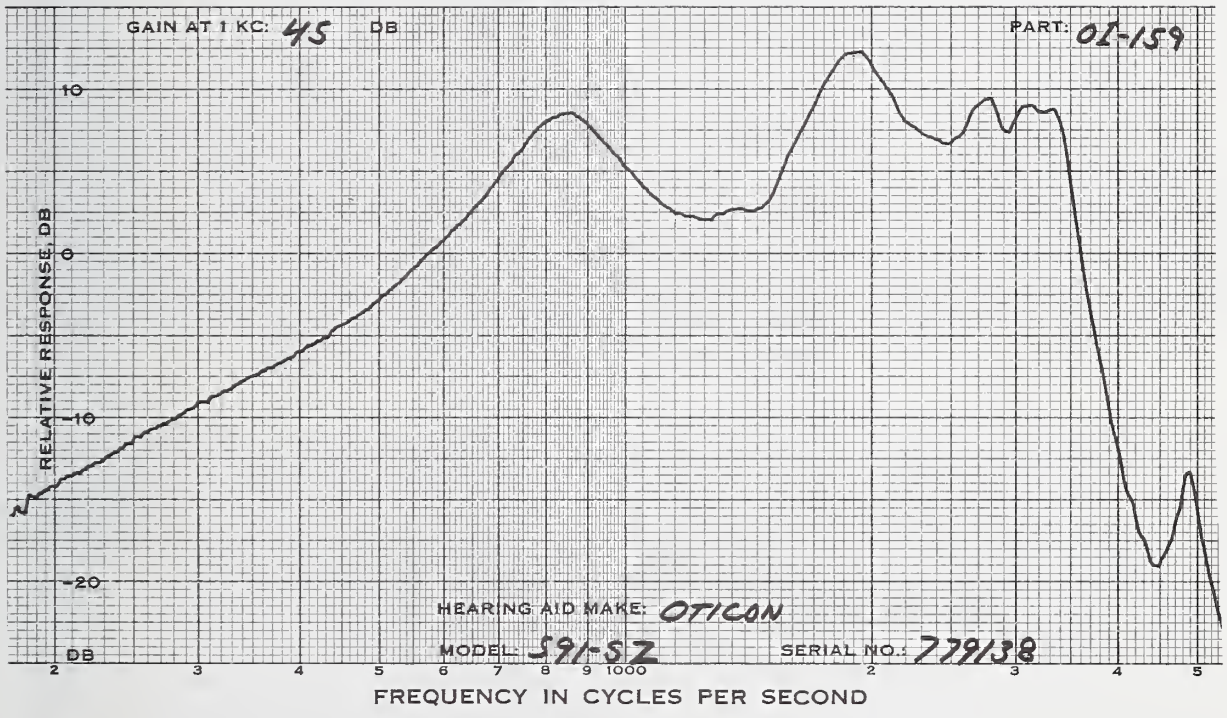
MEASUREMENTS WITH
FULL VOL CONTROL

1KHZ GAIN DB	46.5	46.0	45.0
MPO, RANDOM NOISE			
INPUT LEVEL, DB	80.5	81.0	81.0
OUTPUT LEVEL DB	119.0	120.0	120.0

MEASUREMENTS WITH
REDUCED VOLUME
CONTROL SETTING

1KHZ GAIN DB	46.5(FULL)		46.0(FULL)		45.0(FULL)	
HARMONIC DIST						
@INPUT LEVEL DB	60.0	70.0	61.5	71.5	63.0	73.0
500 HZ %	2	4	2	2	1	2
700 HZ %	0	1	1	1	0	1
900 HZ %	0	3	1	2	1	2
MAX DIST %	2	35	2	19	1	36
FREQ OF MAX DIS	500	1640	500	1660	500	1650
S/N RATIO DB						
1KHZ SIGNAL	43.5		42.5		40.5	
S/HUM RATIO DB						
1KHZ SIGNAL	N.M.		N.M.		N.M.	
BATTERY DRAIN, MA						
NO INPUT	1.6		1.6		1.6	
65 DB INPUT	1.6		1.6		1.6	
BATTERY VOLTAGE	1.33		1.33		1.34	





OTICON MODEL:565-SZ-LDC N/H:H OUT:MAX TUBING:1'' BATTERY:675 OE

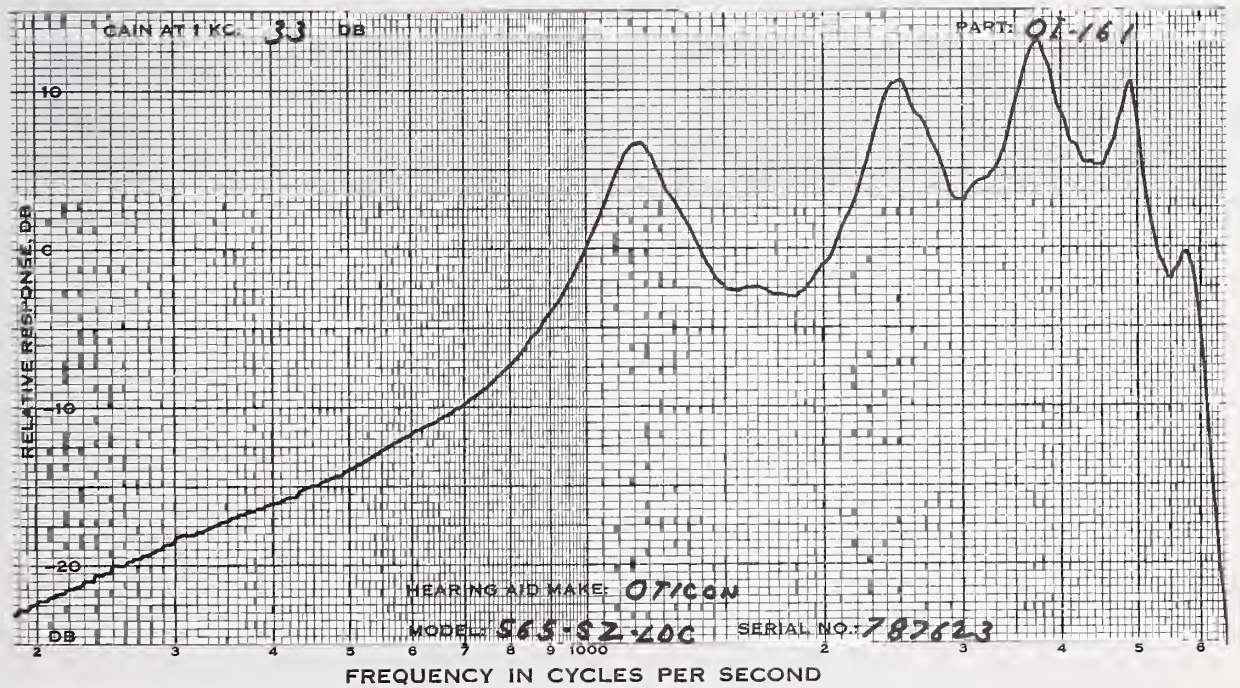
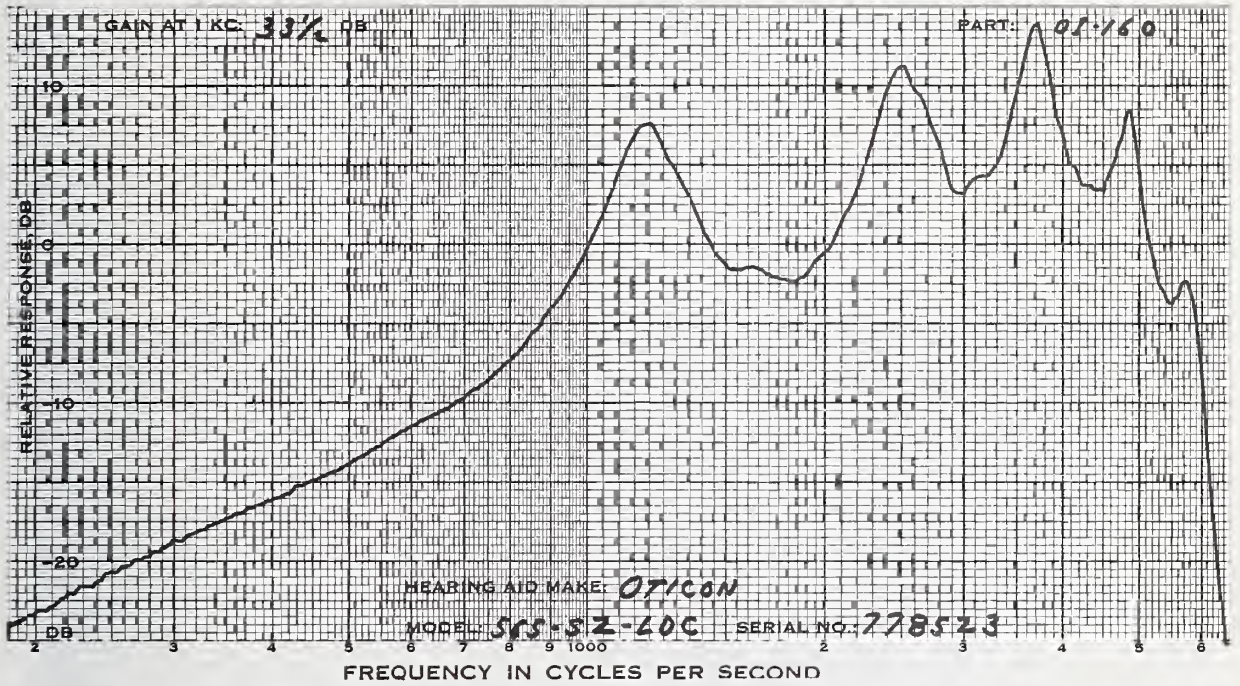
CODE	OI-160	OI-161	OI-162
SERIAL #	778523	787623	787643
DATE		APR 3, 1973	

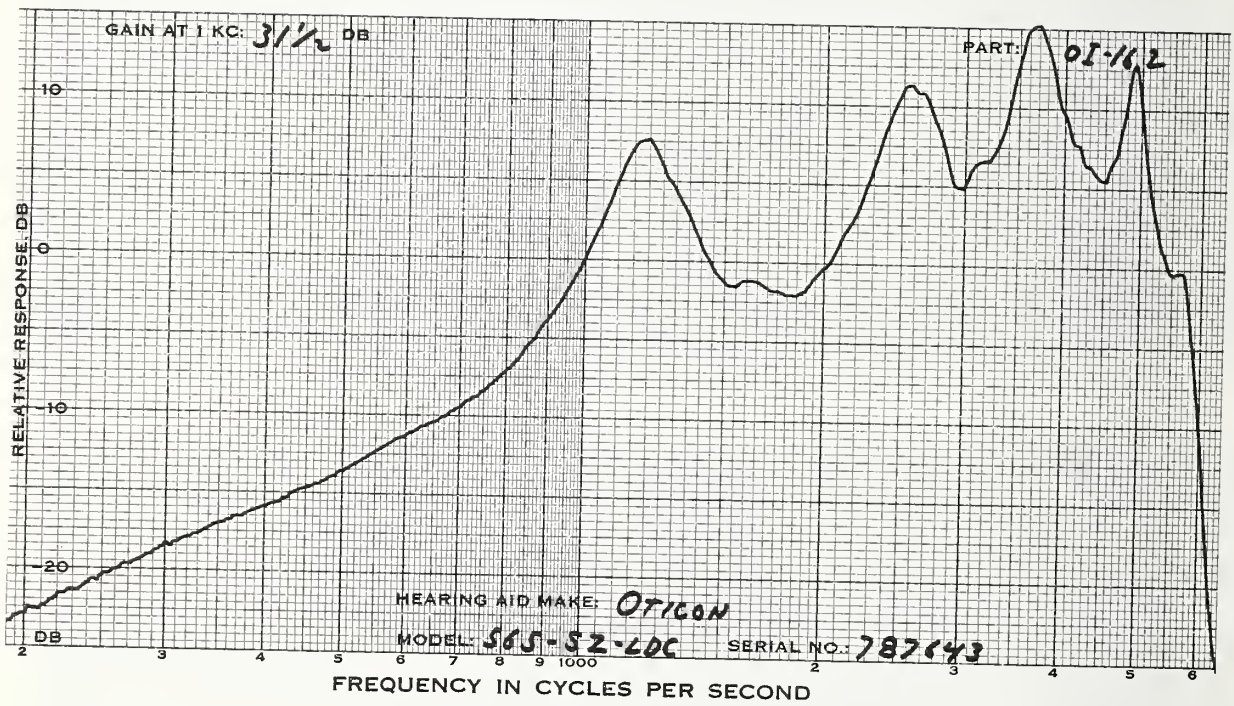
MEASUREMENTS WITH FULL VOL CONTROL

1KHZ GAIN DB	45.5	45.5	43.5
MPO, RANDOM NOISE INPUT LEVEL, DB	71.0	72.0	70.0
OUTPUT LEVEL DB	107.0	106.0	105.5

MEASUREMENTS WITH REDUCED VOLUME CONTROL SETTING

1KHZ GAIN DB	33.5	33.0	31.5
HARMONIC DIST @INPUT LEVEL DB	60.0 70.0	60.0 70.0	60.0 70.0
500 HZ %	4 3	4 3	4 2
700 HZ %	1 1	1 1	1 1
900 HZ %	0 1	1 1	1 1
MAX DIST %	4 3	4 3	4 2
FREQ OF MAX DIS	500 500	500 500	500 500
S/N RATIO DB			
1KHZ SIGNAL	38.5	39.5	38.5
S/HUM RATIO DB			
1KHZ SIGNAL	N.M.	N.M.	N.M.
BATTERY DRAIN, MA			
NO INPUT	1.8	1.6	1.6
65 DB INPUT	1.8	1.6	1.6
BATTERY VOLTAGE	1.35	1.37	1.35





QUALITONE CR
 MODEL: SNEC TONE: N TUBING: 1 1/2 BATTERY: S76

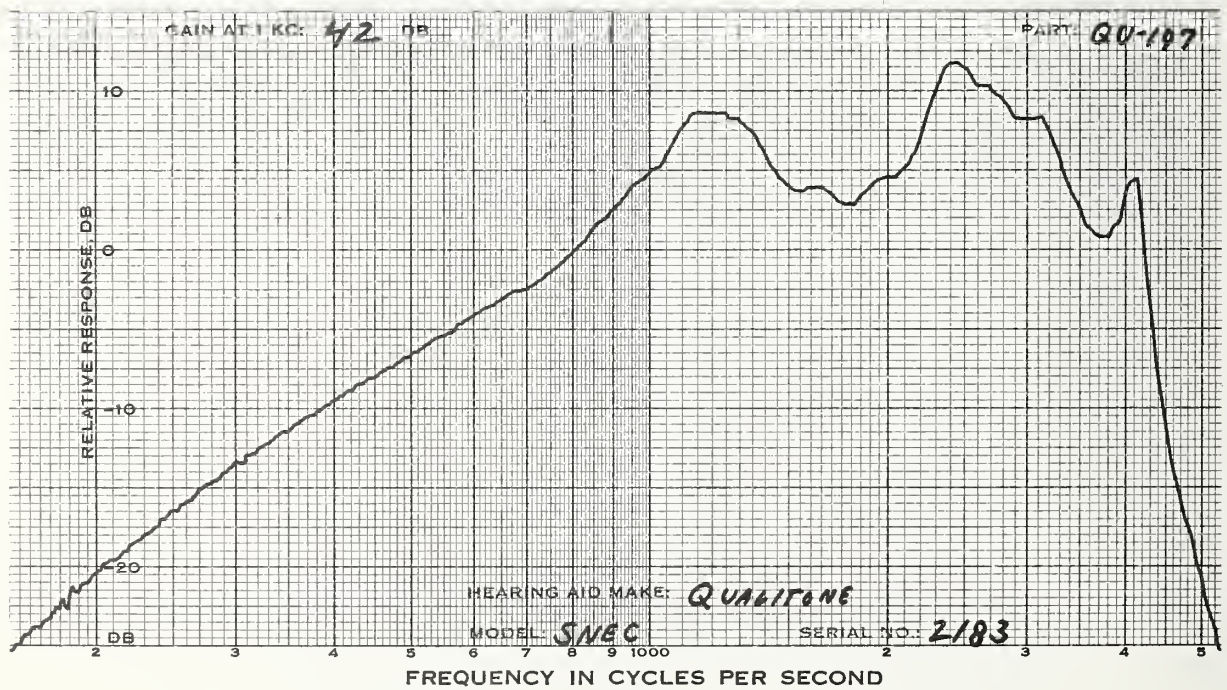
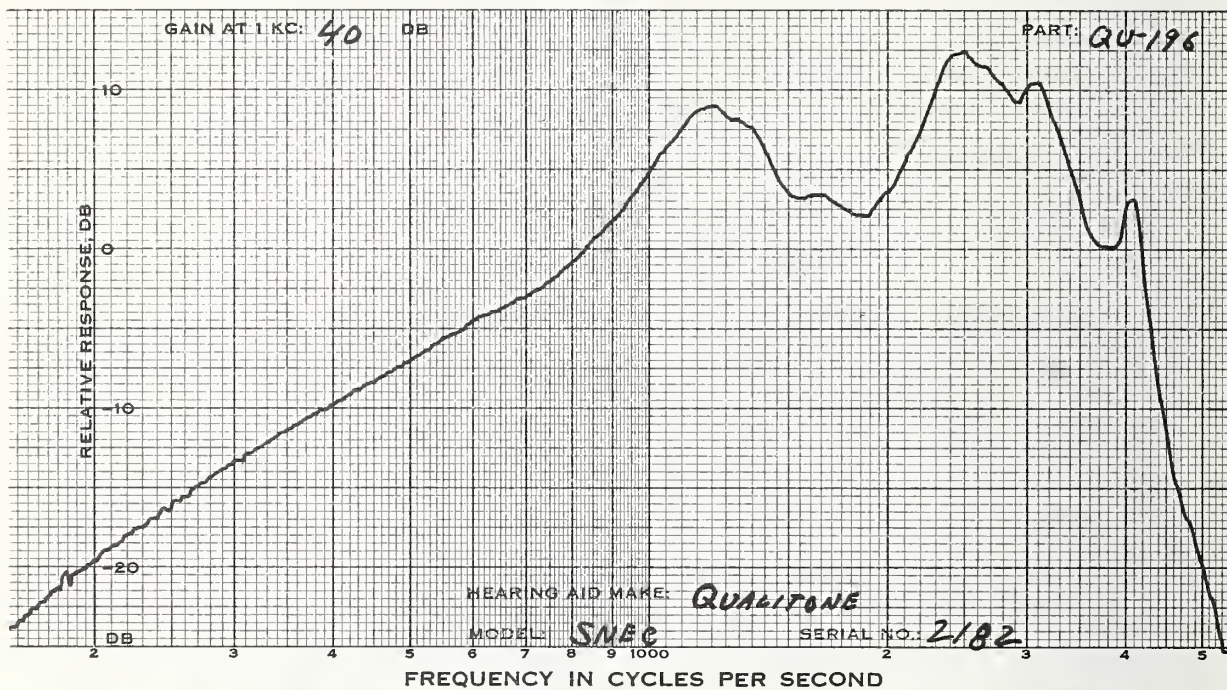
CODE	QU-196	QU-197	QU-198
SERIAL #	2182	2183	2184
DATE		APR 17, 1973	

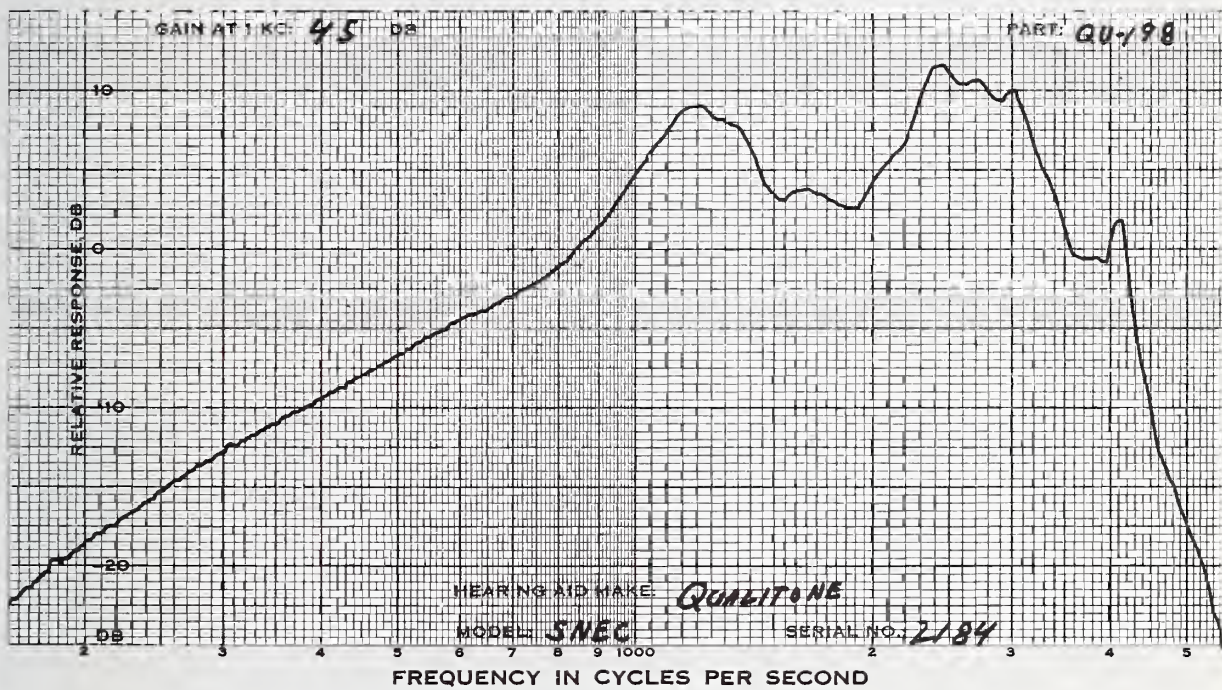
MEASUREMENTS WITH
 FULL VOL CONTROL

1KHZ GAIN DB	40.0	42.0	45.0
MPO, RANDOM NOISE			
INPUT LEVEL, DB	82.0	83.0	83.0
OUTPUT LEVEL DB	118.0	118.0	119.0

MEASUREMENTS WITH
 REDUCED VOLUME
 CONTROL SETTING

1KHZ GAIN DB	40.0(FULL)		42.0(FULL)		45.0(FULL)	
HARMONIC DIST						
@INPUT LEVEL DB	66.0	76.0	64.5	74.5	63.0	73.0
500 HZ %	3	8	4	10	3	6
700 HZ %	1	5	1	7	1	3
900 HZ %	1	1	0	3	1	1
MAX DIST %	4	14	5	15	4	9
FREQ OF MAX DIS	570	580	570	590	570	570
S/N RATIO DB						
1KHZ SIGNAL	41.0		41.0		43.0	
S/HUM RATIO DB						
1KHZ SIGNAL	N.M.		N.M.		N.M.	
BATTERY DRAIN, MA						
NO INPUT	1.7		1.7		1.8	
65 DB INPUT	1.7		1.7		1.8	
BATTERY VOLTAGE	1.55		1.55		1.54	





QUALITONE OE
 MODEL:SSD TONE:N TUBING:1 1/2 BATTERY:S76

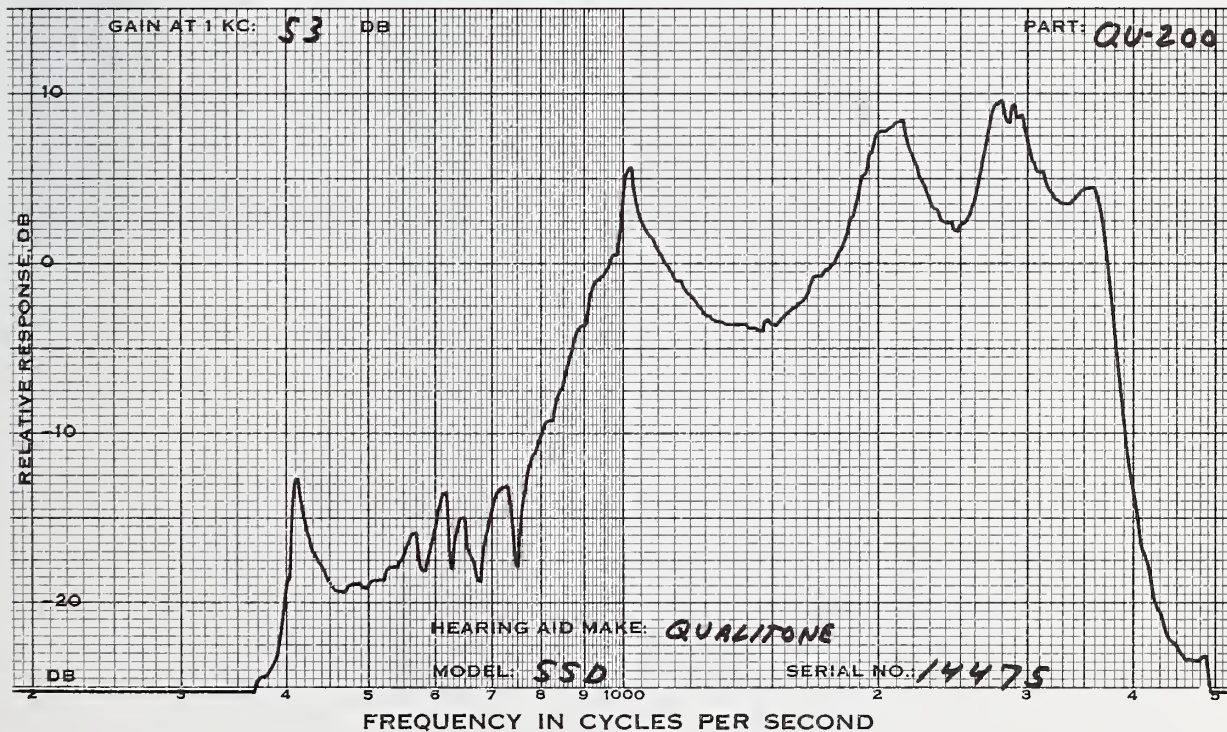
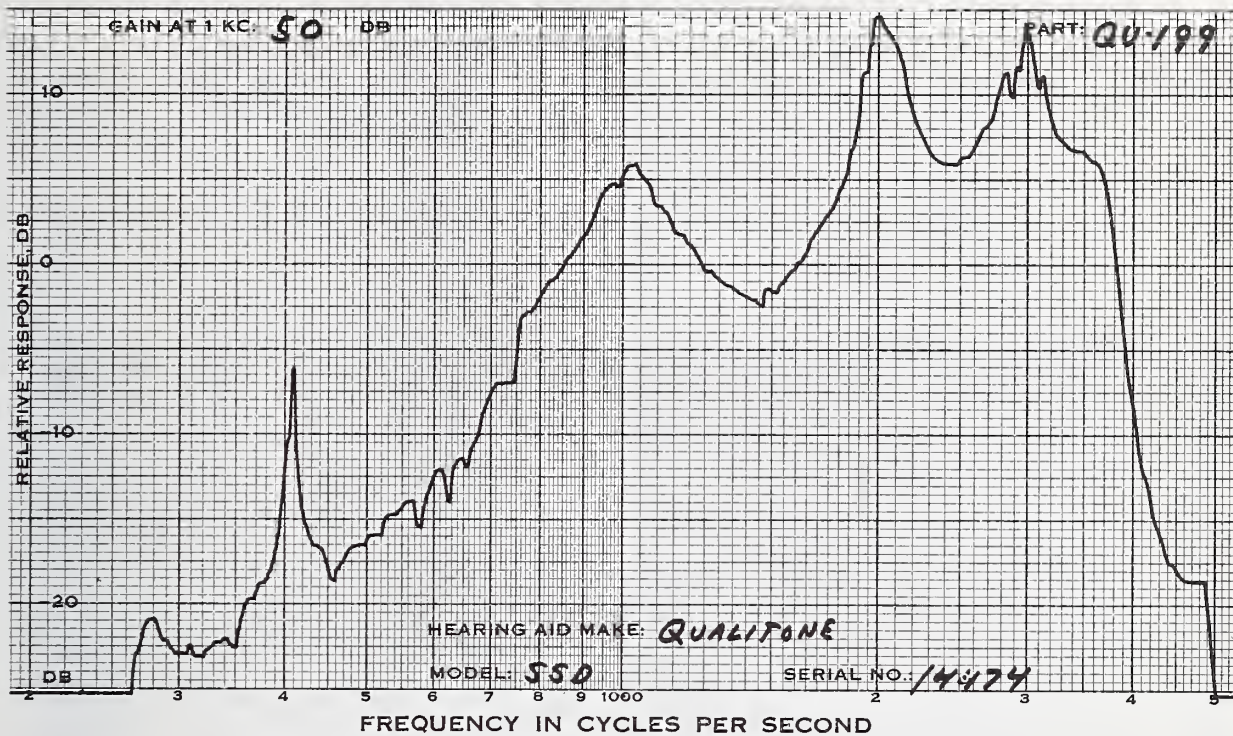
CODE	QU-199	QU-200	QU-201
SERIAL #	14474	14475	14478
DATE		APR 9, 1973	

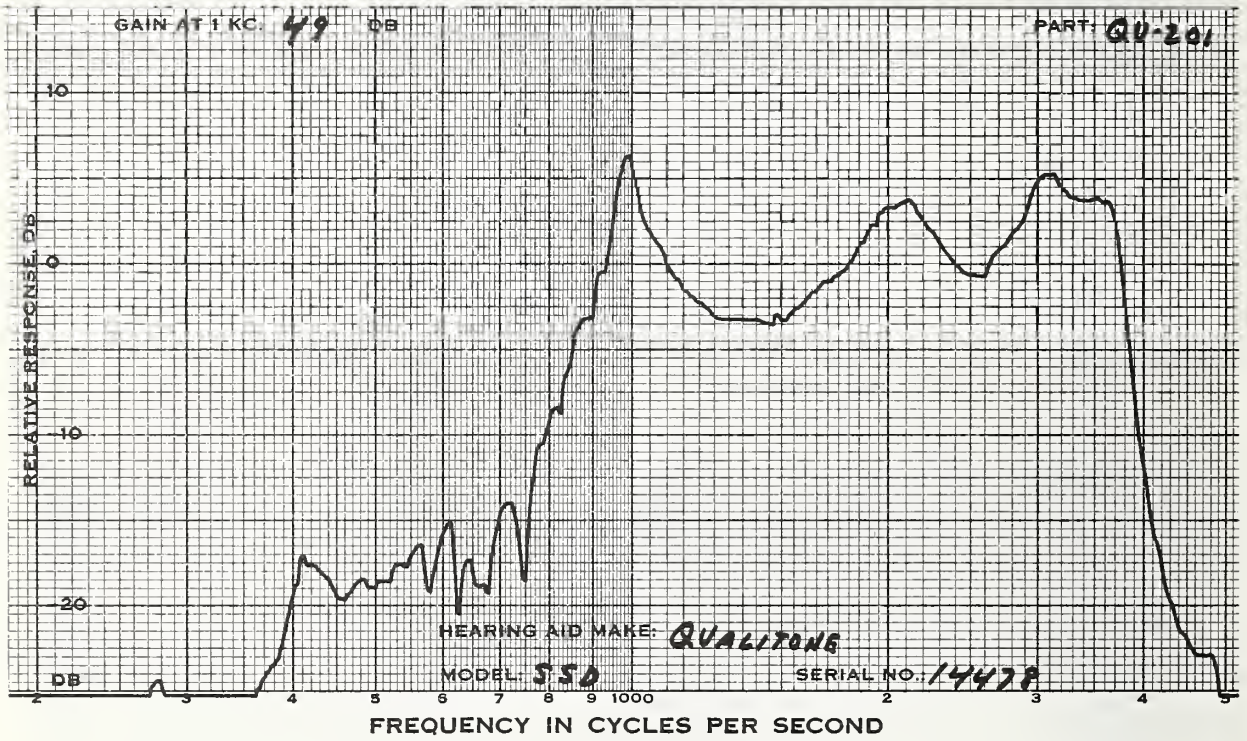
MEASUREMENTS WITH FULL VOL CONTROL

1KHZ GAIN DB	50.0	53.0	49.0
MPO, RANDOM NOISE INPUT LEVEL, DB	80.0	81.0	80.5
OUTPUT LEVEL DB	121.0	121.0	120.0

MEASUREMENTS WITH REDUCED VOLUME CONTROL SETTING

1KHZ GAIN DB	50.0(FULL)		53.0(FULL)		49.0(FULL)	
HARMONIC DIST @INPUT LEVEL DB	61.0	71.0	61.5	71.5	63.0	73.0
900 HZ %	0	1	0	0	0	1
1500 HZ %	2	4	1	11	1	11
2000 HZ %	0	4	0	2	0	1
MAX DIST %	2	16	3	15	1	14
FREQ OF MAX DIS	1480	1840	1350	1810	1500	1820
S/N RATIO DB	46.0		51.5		46.5	
1KHZ SIGNAL	46.0		51.5		46.5	
S/HUM RATIO DB	N.M.		N.M.		N.M.	
1KHZ SIGNAL	N.M.		N.M.		N.M.	
BATTERY DRAIN, MA NO INPUT	2.2		2.0		2.2	
65 DB INPUT	2.2		2.0		2.2	
BATTERY VOLTAGE	1.55		1.55		1.56	
S/N 2KHZ	51.5		52.5		46.0	





QUALITONE OE
 MODEL:SWH TONE:NONE TUBING:1 3/4 BATTERY:S76

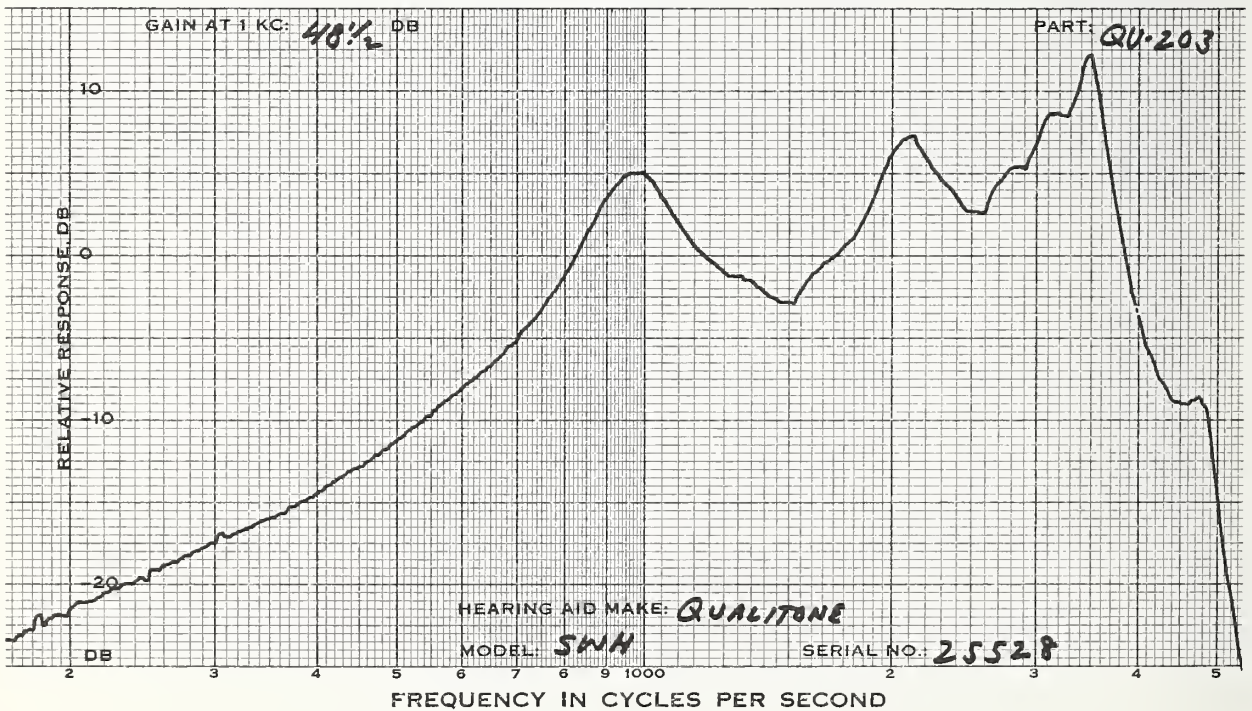
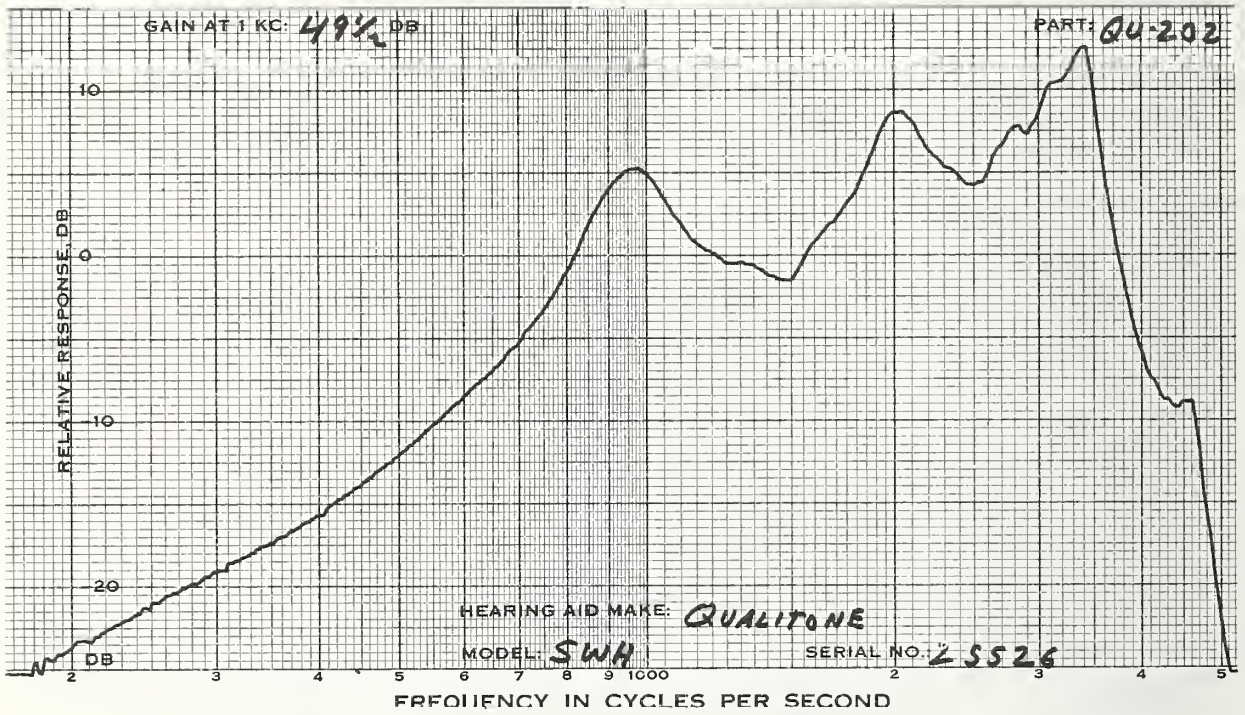
CODE	QU-202	QU-203	QU-204
SERIAL #	25526	25528	25529
DATE		APR 9, 1973	

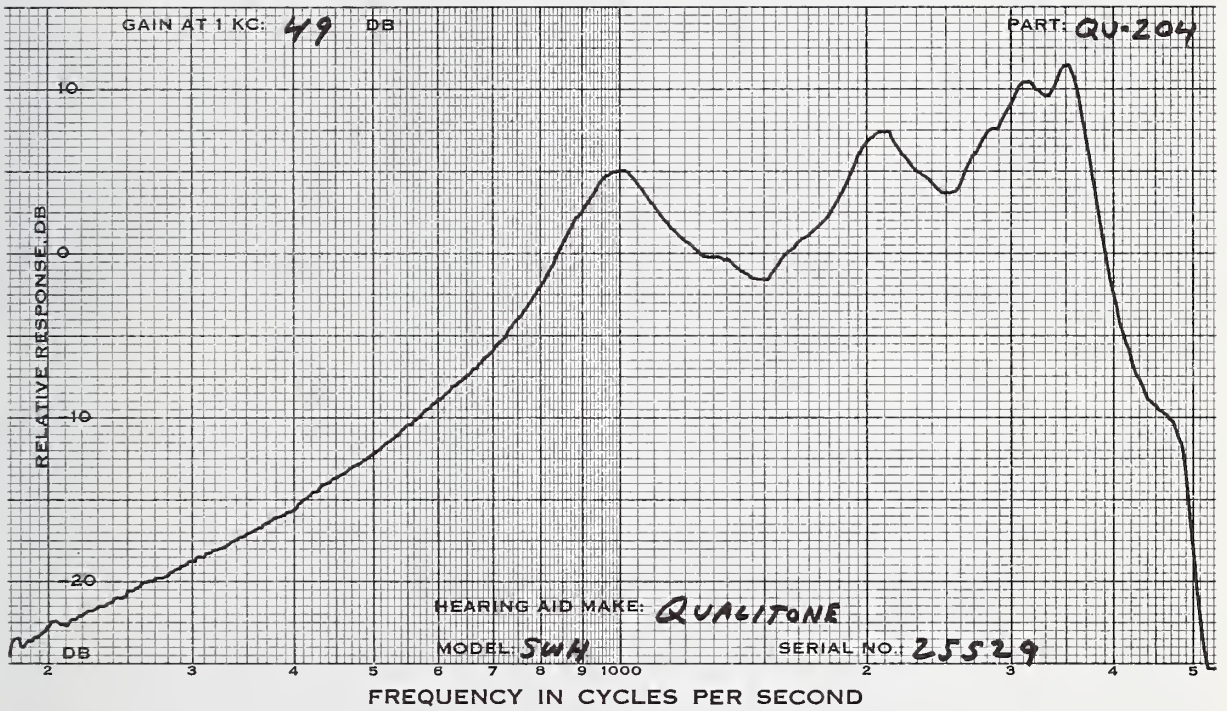
MEASUREMENTS WITH
FULL VOL CONTROL

1KHZ GAIN DB	49.5	48.5	49.0
MPO, RANDOM NOISE			
INPUT LEVEL, DB	80.0	80.5	81.0
OUTPUT LEVEL DB	120.0	119.5	120.0

MEASUREMENTS WITH
REDUCED VOLUME
CONTROL SETTING

1KHZ GAIN DB	49.5(FULL)	48.5(FULL)	49.0(FULL)
HARMONIC DIST			
@INPUT LEVEL DB	61.0 71.0	62.5 72.5	62.0 72.0
500 HZ %	4 3	3 3	4 4
700 HZ %	1 2	1 1	1 1
900 HZ %	1 1	0 1	0 1
MAX DIST %	4 9	3 15	4 13
FREQ OF MAX DIS	500 1660	500 1720	500 1760
S/N RATIO DB			
1KHZ SIGNAL	46.5	45.5	46.0
S/HUM RATIO DB			
1KHZ SIGNAL	N.M.	N.M.	N.M.
BATTERY DRAIN, MA			
NO INPUT	2.2	2.3	2.2
65 DB INPUT	2.2	2.3	2.2
BATTERY VOLTAGE	1.56	1.55	1.55





QUALITONE BI
 MODEL:TSNEB TONE:N TUBING:1 1/2 BATTERY:S76

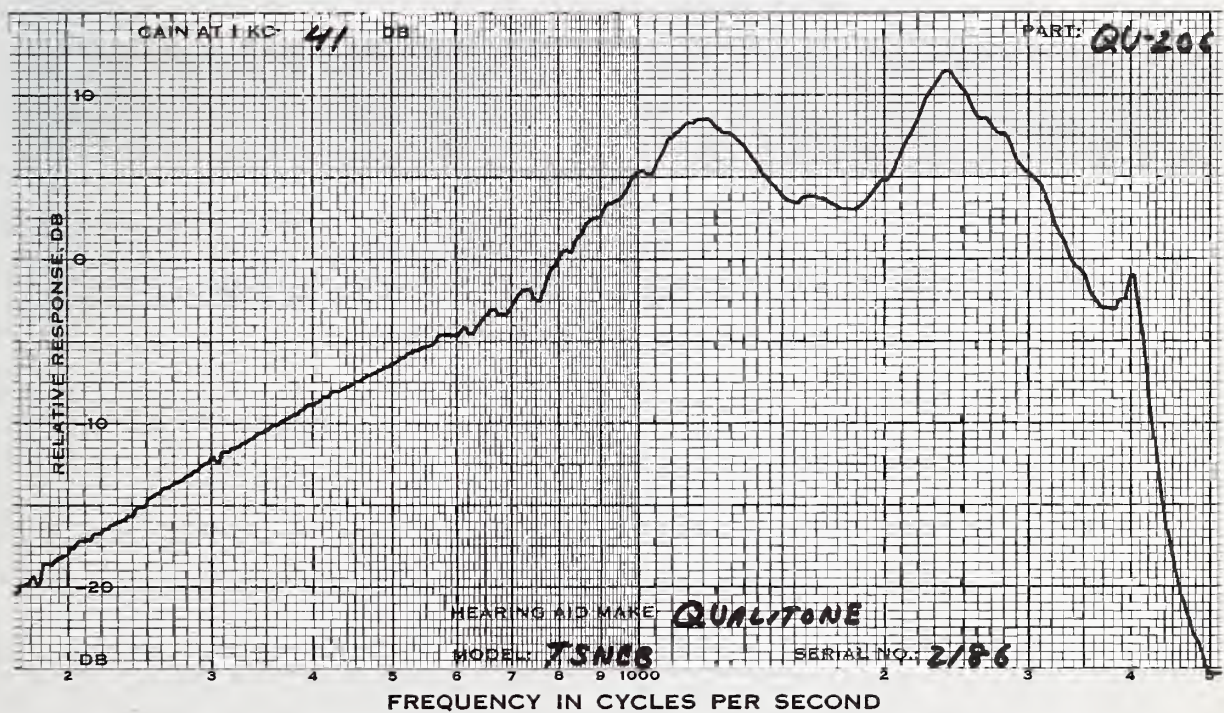
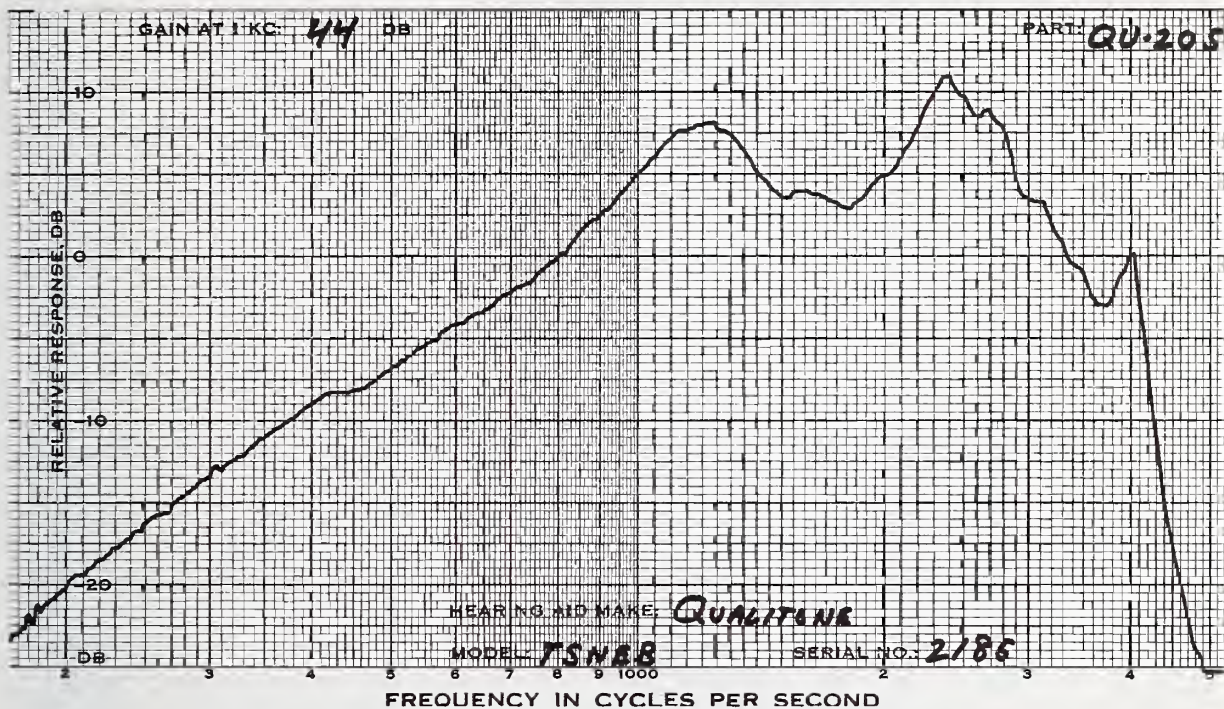
CODE	QU-205	QU-206	QU-207
SERIAL #	2185	2186	2187
DATE		APR 16, 1973	

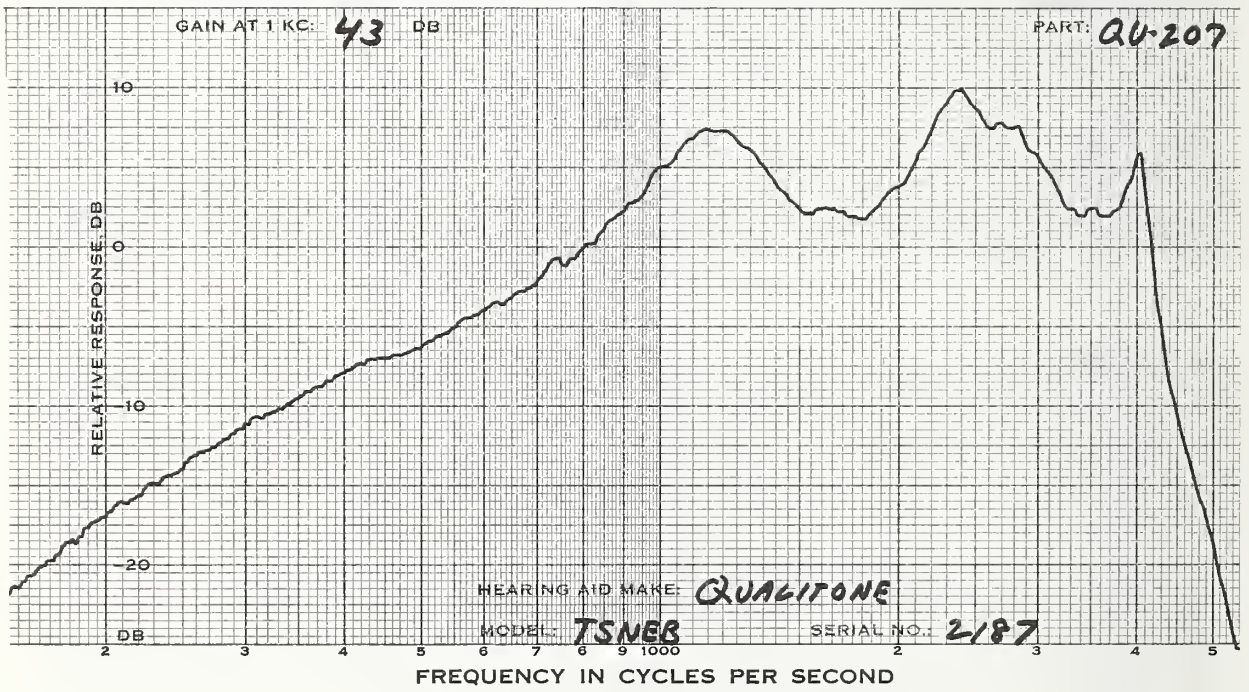
MEASUREMENTS WITH FULL VOL CONTROL

1KHZ GAIN DB	44.0	41.0	43.0
MPO, RANDOM NOISE			
INPUT LEVEL, DB	83.5	84.0	83.0
OUTPUT LEVEL DB	119.5	119.0	118.0

MEASUREMENTS WITH REDUCED VOLUME CONTROL SETTING

1KHZ GAIN DB	44.0(FULL)	41.0(FULL)	43.0(FULL)
HARMONIC DIST			
@INPUT LEVEL DB	65.0 75.0	67.0 77.0	65.0 75.0
500 HZ %	4 11	3 8	2 4
700 HZ %	2 8	1 5	1 3
900 HZ %	1 6	1 4	0 5
MAX DIST %	5 16	4 10	2 5
FREQ OF MAX DIS	570 590	570 570	570 570
S/N RATIO DB			
1KHZ SIGNAL	42.5	41.5	40.5
S/HUM RATIO DB			
1KHZ SIGNAL	N.M.	N.M.	N.M.
BATTERY DRAIN, MA			
NO INPUT	2.0	1.7	1.9
65 DB INPUT	2.0	1.7	1.9
BATTERY VOLTAGE	1.55	1.55	1.55





QUALITONE OE
 MODEL:TSP TONE:NONE TUBING:1 3/4 BATTERY:S76

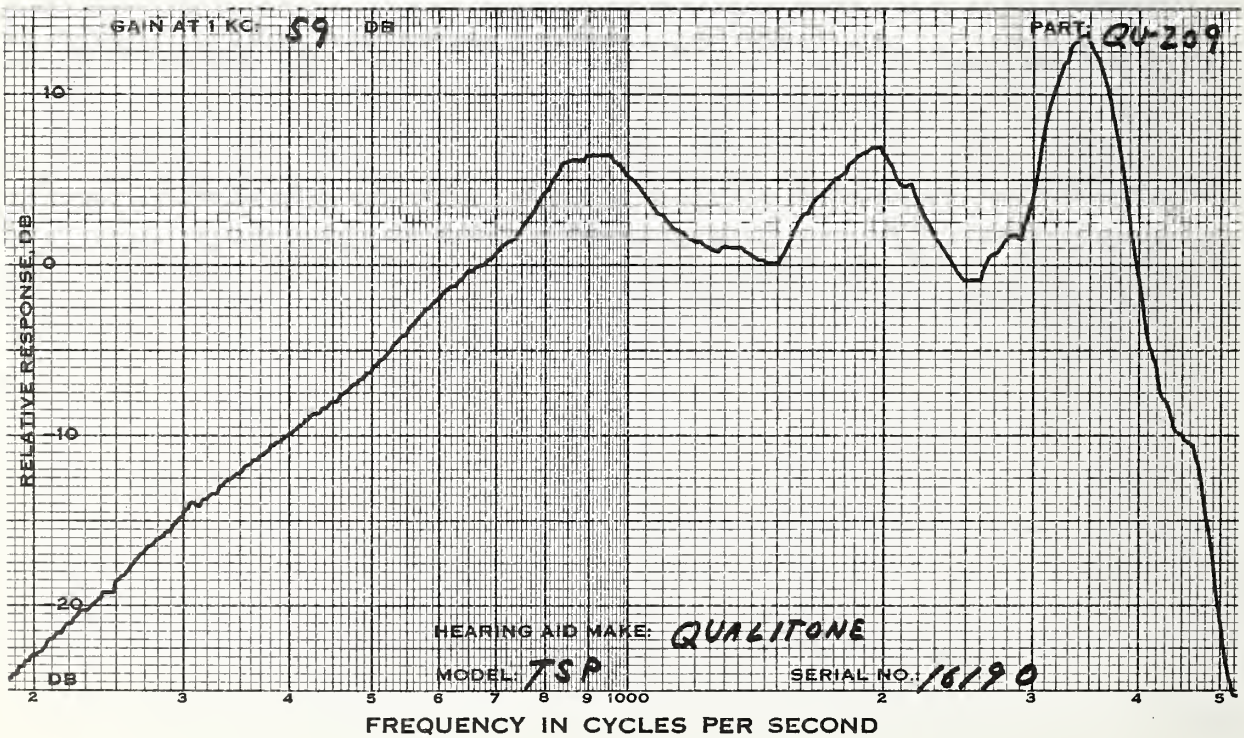
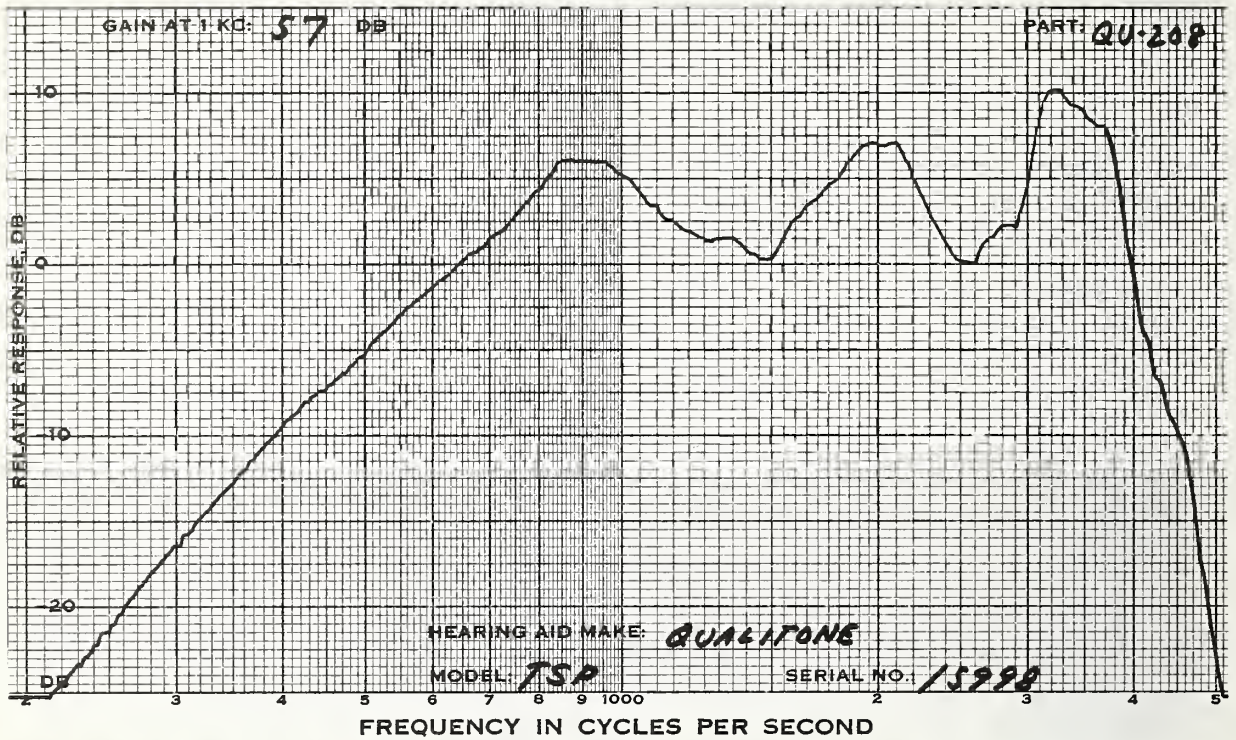
CODE	QU-208	QU-209	QU-210
SERIAL #	15998	16190	16250
DATE		APR 9, 1973	

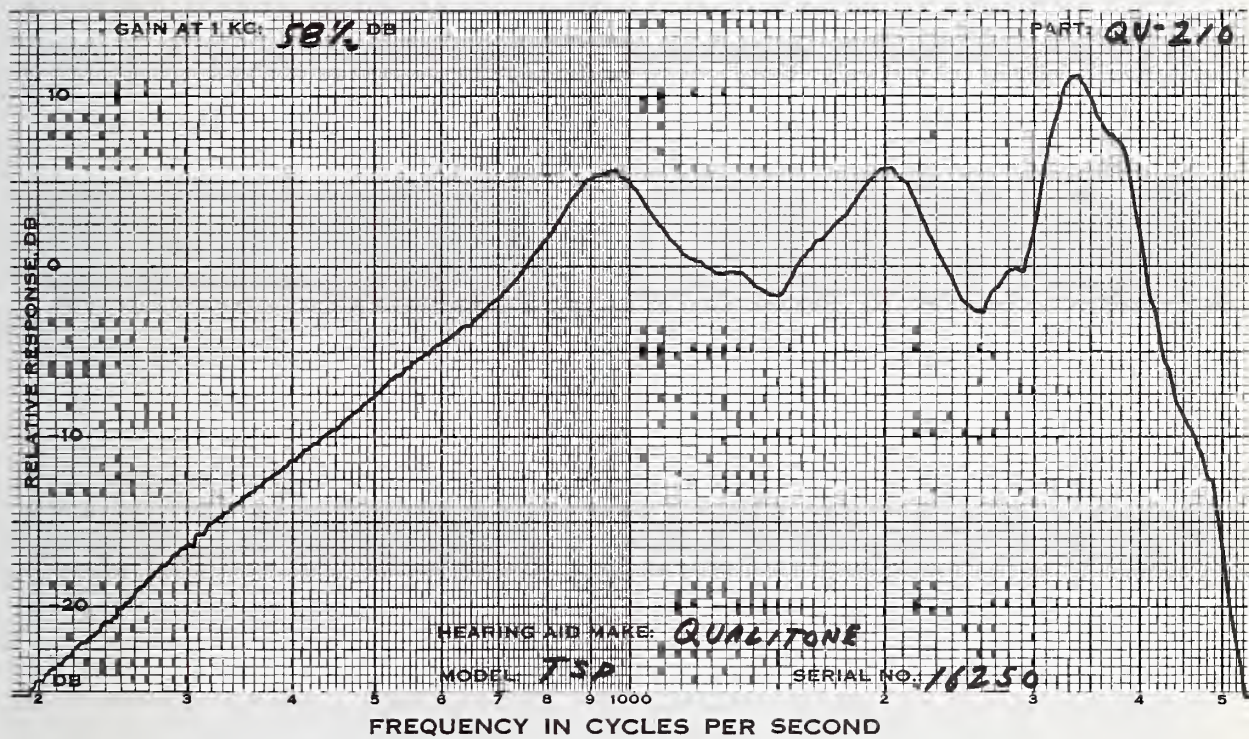
MEASUREMENTS WITH
 FULL VOL CONTROL

1KHZ GAIN DB	57.0	59.0	58.5
MPO, RANDOM NOISE			
INPUT LEVEL, DB	81.0	80.0	80.0
OUTPUT LEVEL DB	130.0	129.5	129.5

MEASUREMENTS WITH
 REDUCED VOLUME
 CONTROL SETTING

1KHZ GAIN DB	57.0(FULL)	59.0(FULL)	58.5(FULL)
HARMONIC DIST			
@INPUT LEVEL DB	63.0 73.0	61.0 71.0	61.5 71.5
500 HZ %	2 3	5 6	4 2
700 HZ %	1 3	2 2	1 1
900 HZ %	1 2	1 1	1 1
MAX DIST %	3 7	5 8	5 4
FREQ OF MAX DIS	1860 1820	500 1690	500 1100
S/N RATIO DB			
1KHZ SIGNAL	45.0	46.5	45.5
S/HUM RATIO DB			
1KHZ SIGNAL	N.M.	N.M.	N.M.
BATTERY DRAIN, MA			
NO INPUT	1.0	1.3	.8
65 DB INPUT	2.9	2.8	2.7
BATTERY VOLTAGE	1.55	1.55	1.55





QUALITONE
 MODEL:TSPN TONE SC:IN N TUBING:1 1/2 BATTERY:S76 EG

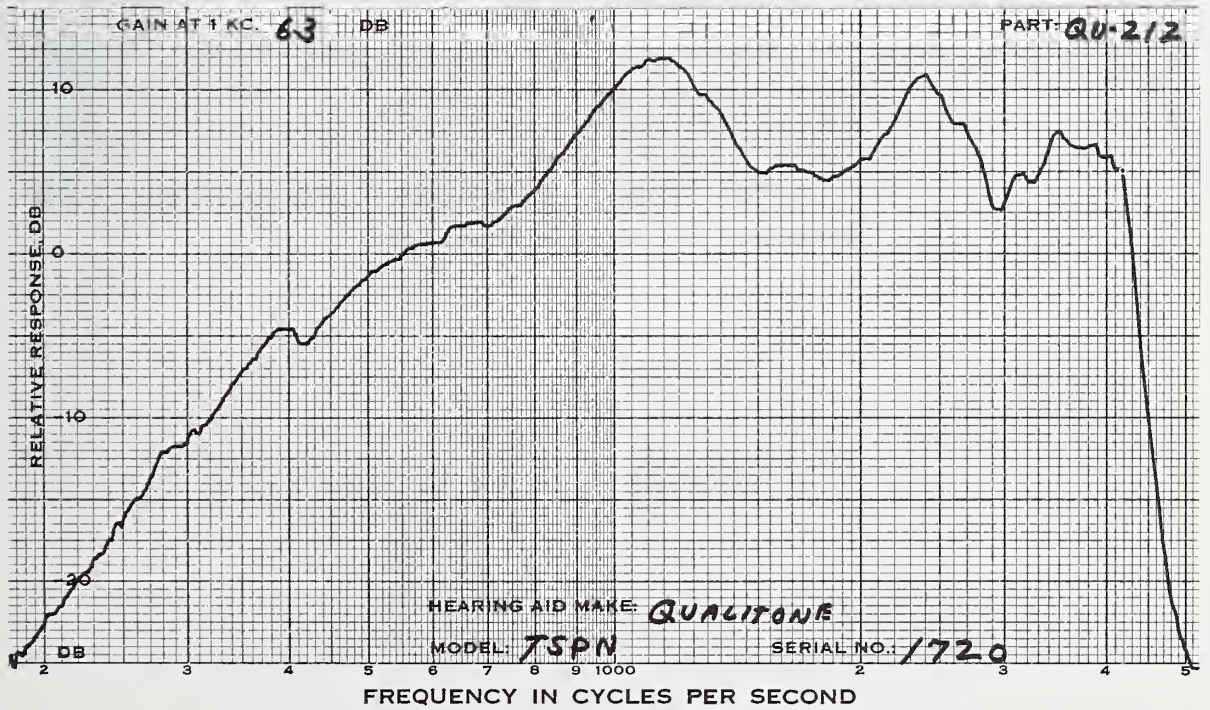
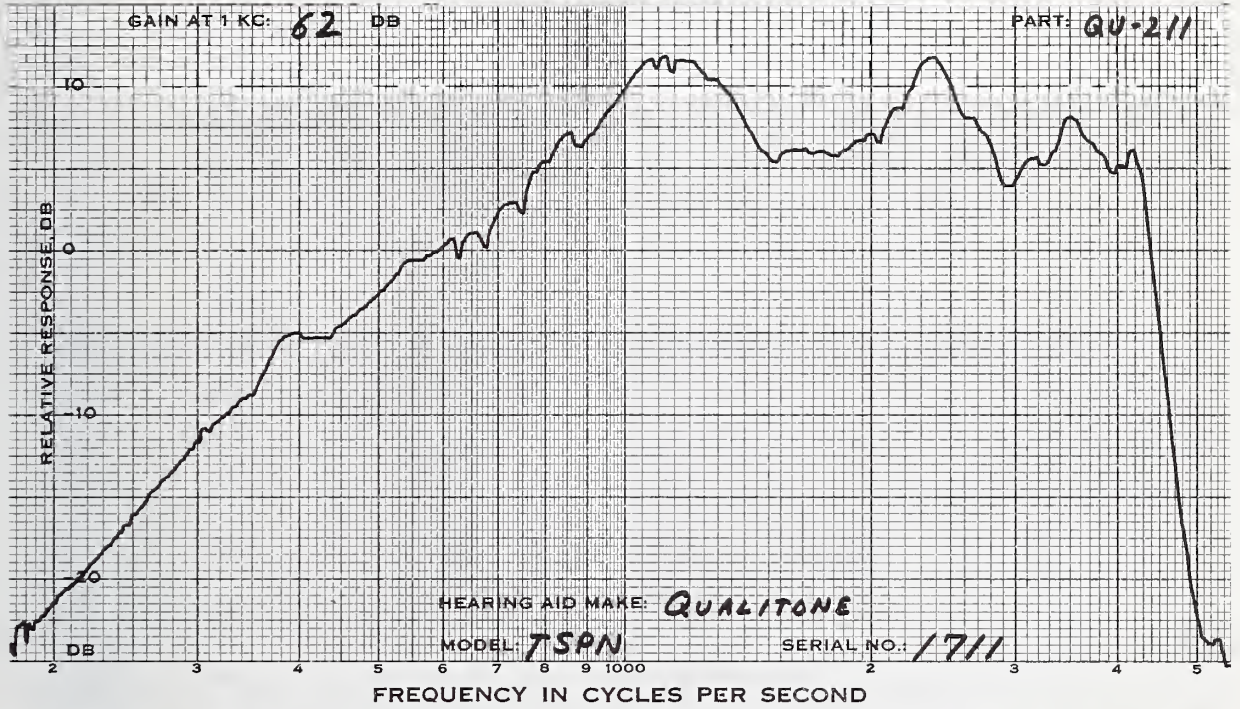
CODE	QU-211	QU-212	QU-213
SERIAL #	1711	1720	1726
DATE		APR 10, 1973	

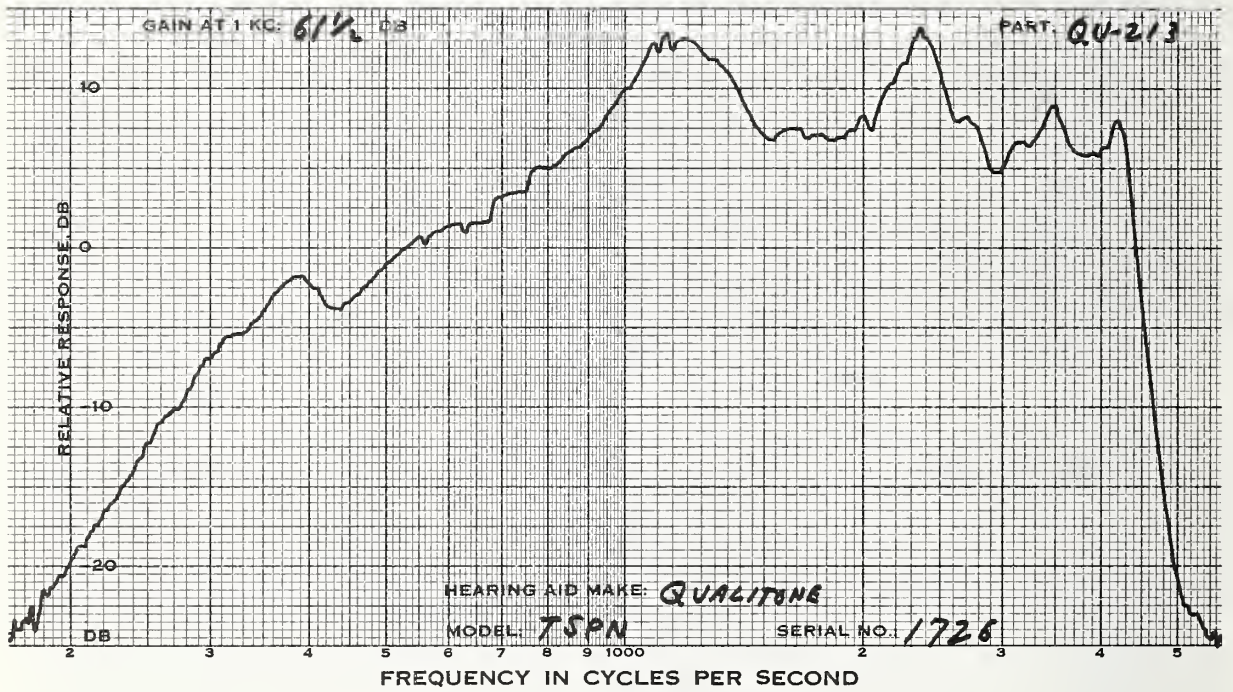
MEASUREMENTS WITH
 FULL VOL CONTROL

1KHZ GAIN DB	62.0	64.0	63.0
MPO, RANDOM NOISE			
INPUT LEVEL, DB	80.0	79.5	78.0
OUTPUT LEVEL DB	130.0	130.5	130.0

MEASUREMENTS WITH
 REDUCED VOLUME
 CONTROL SETTING

1KHZ GAIN DB	62.0(FULL)	63.0	61.5
HARMONIC DIST			
@INPUT LEVEL DB	60.0 70.0	60.0 70.0	60.0 70.0
500 HZ %	12 12	11 23	4 14
700 HZ %	7 12	5 10	3 13
900 HZ %	4 6	3 6	2 4
MAX DIST %	14 14	10 31	4 14
FREQ OF MAX DIS	580 790	500 560	620 500
S/N RATIO DB			
1KHZ SIGNAL	47.0	47.5	43.5
S/HUM RATIO DB			
1KHZ SIGNAL	N.M.	N.M.	N.M.
BATTERY DRAIN, MA			
NO INPUT	.8	1.1	.9
65 DB INPUT	3.2	3.5	3.8
BATTERY VOLTAGE	1.56	1.56	1.55





QUALITONE CR
 MODEL:TSPNC TONE SC:IN SW:N TUBING:1 1/2 BATTERY:S76

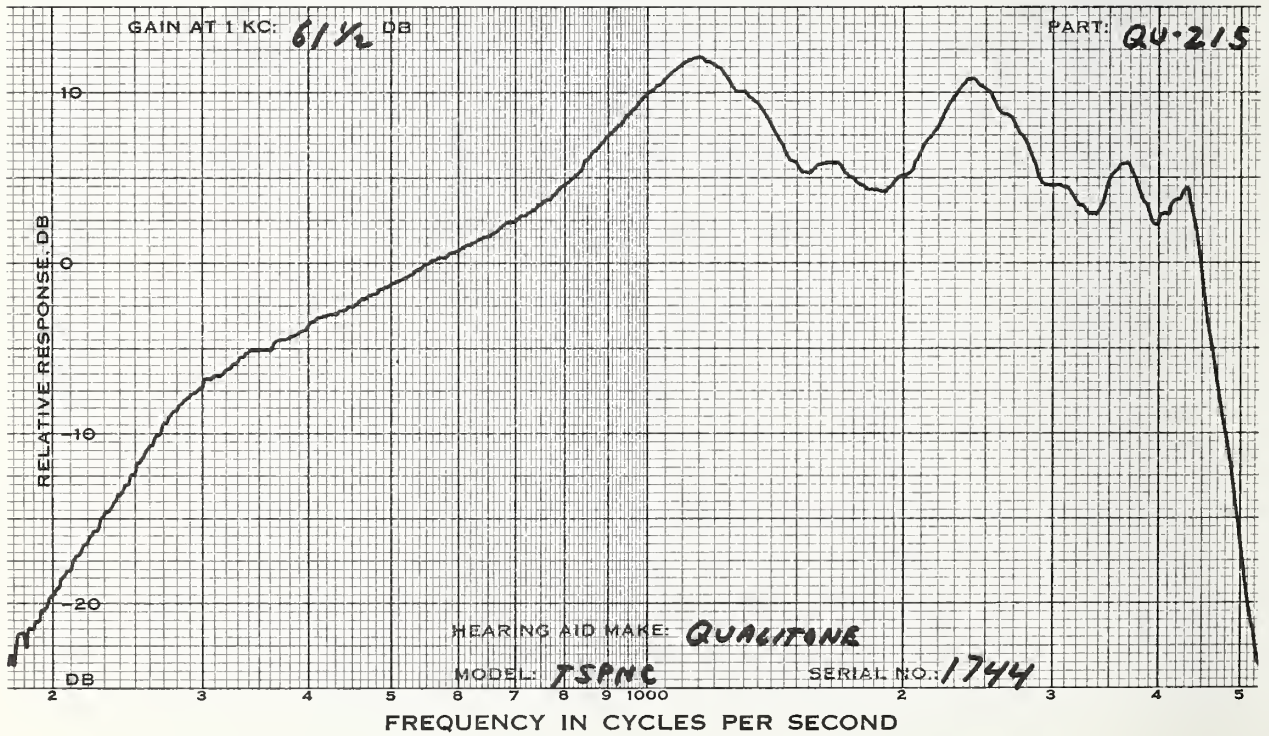
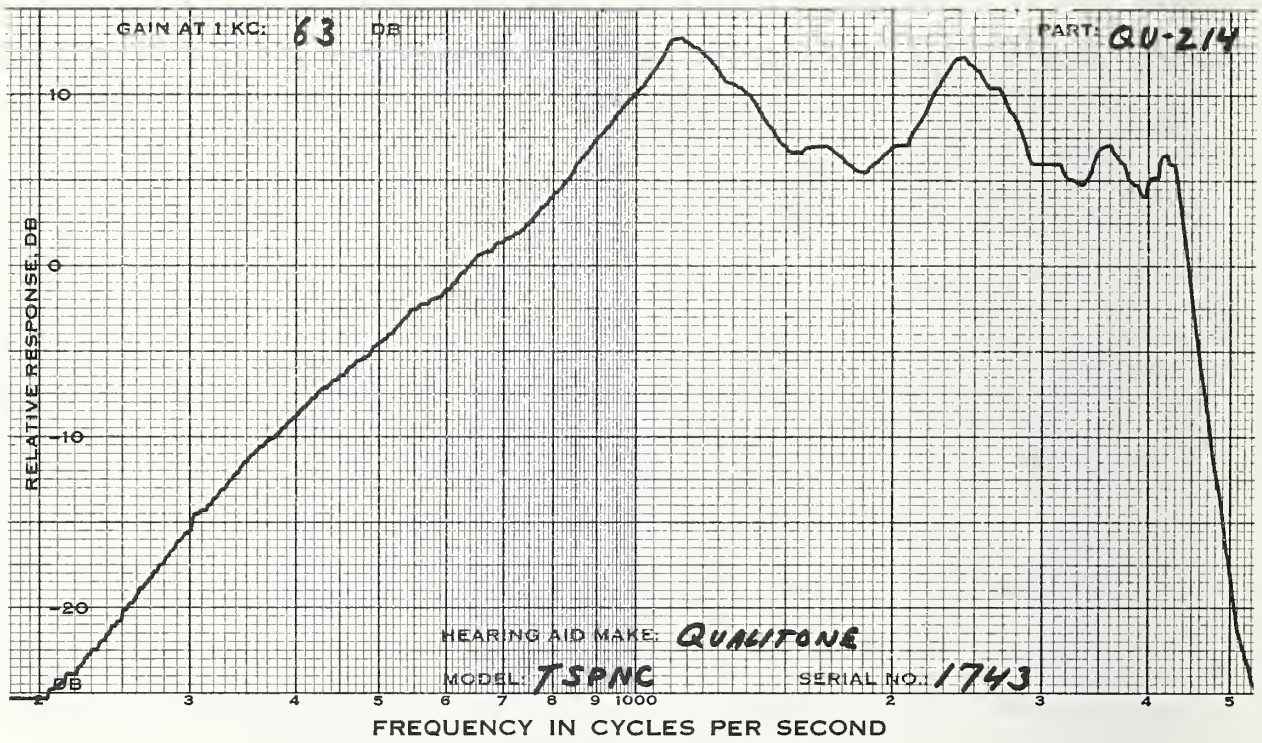
CODE	QU-214	QU-215	QU-216
SERIAL #	1743	1744	1745
DATE		APR 16, 1973	

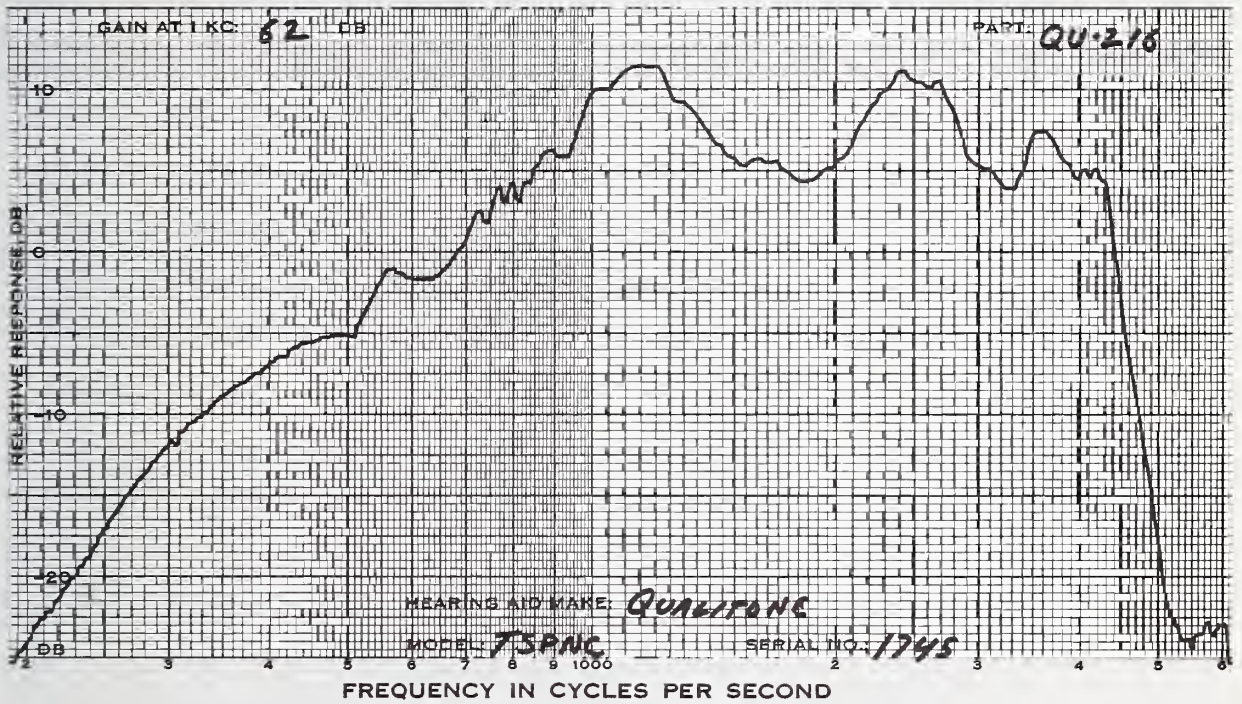
MEASUREMENTS WITH
FULL VOL CONTROL

1KHZ GAIN DB	65.5	64.0	65.0
MPO, RANDOM NOISE			
INPUT LEVEL, DB	77.5	77.5	78.5
OUTPUT LEVEL DB	131.0	130.0	130.5

MEASUREMENTS WITH
REDUCED VOLUME
CONTROL SETTING

1KHZ GAIN DB	63.0	61.5	62.0
HARMONIC DIST			
@INPUT LEVEL DB	60.0 70.0	60.0 70.0	60.0 70.0
500 HZ %	9 7	10 8	11 8
700 HZ %	4 8	4 6	5 11
900 HZ %	3 5	2 5	3 4
MAX DIST %	9 10	12 8	11 12
FREQ OF MAX DIS	500 560	550 500	560 550
S/N RATIO DB			
1KHZ SIGNAL	46.5	46.0	47.0
S/HUM RATIO DB			
1KHZ SIGNAL	N.M.	N.M.	N.M.
BATTERY DRAIN, MA			
NO INPUT	1.0	.8	1.0
65 DB INPUT	3.4	3.5	3.8
BATTERY VOLTAGE	1.54	1.54	1.54





RADIOEAR
 MODEL:930 1,2,LF SCRS:IN TUBING:1.8'' EG BATTERY:S76

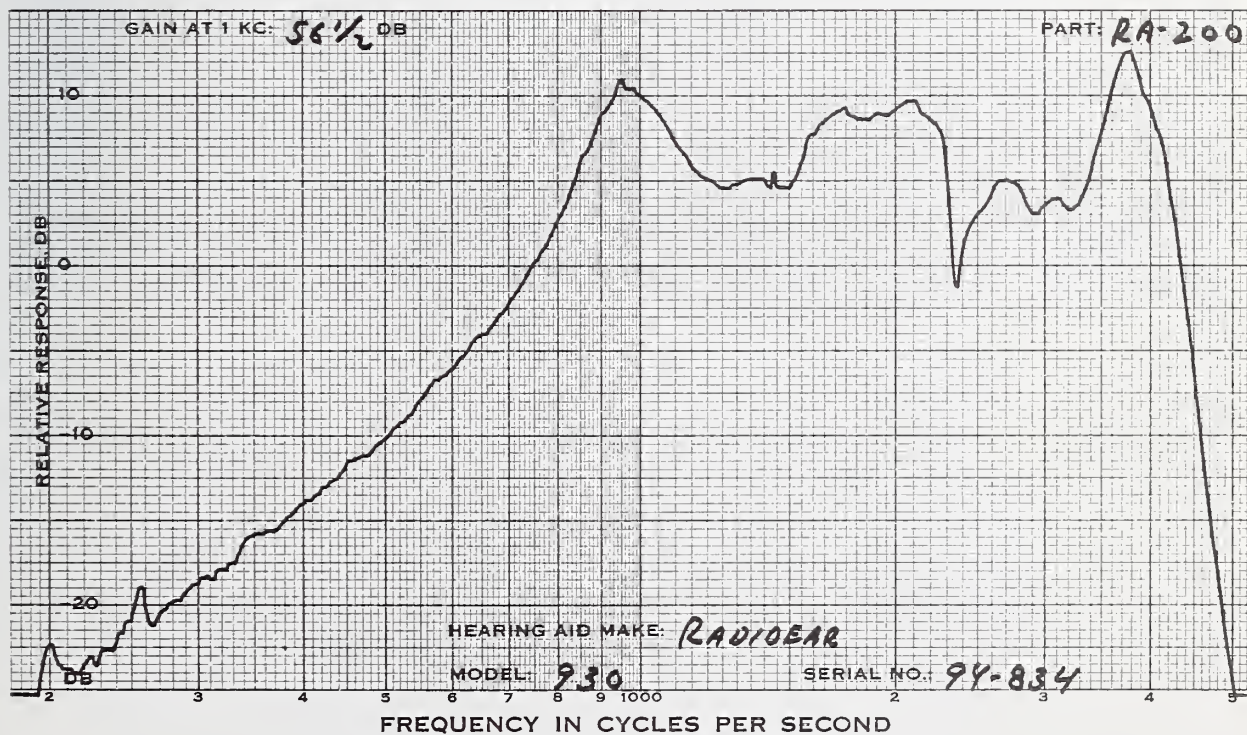
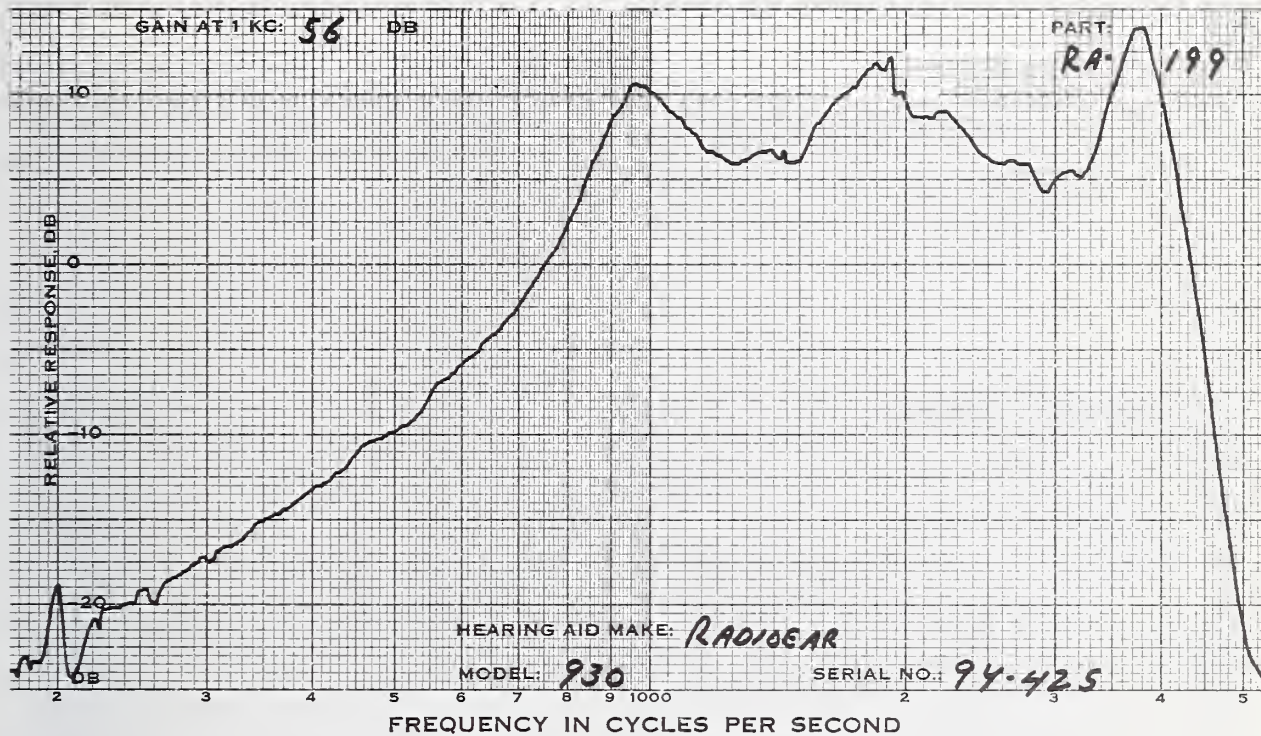
CODE	RA-199	RA-200	RA-201
SERIAL #	9Y-425	9Y-834	9Y-843
DATE		APR 12, 1973	

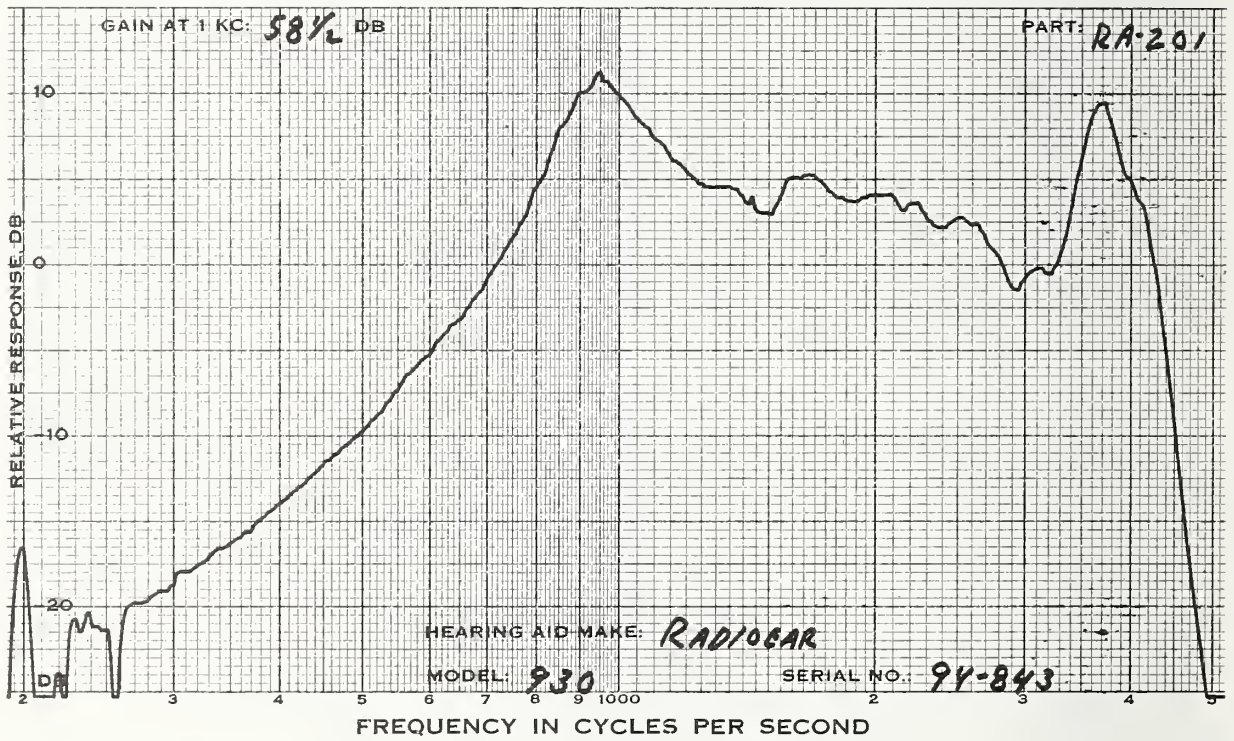
MEASUREMENTS WITH FULL VOL CONTROL

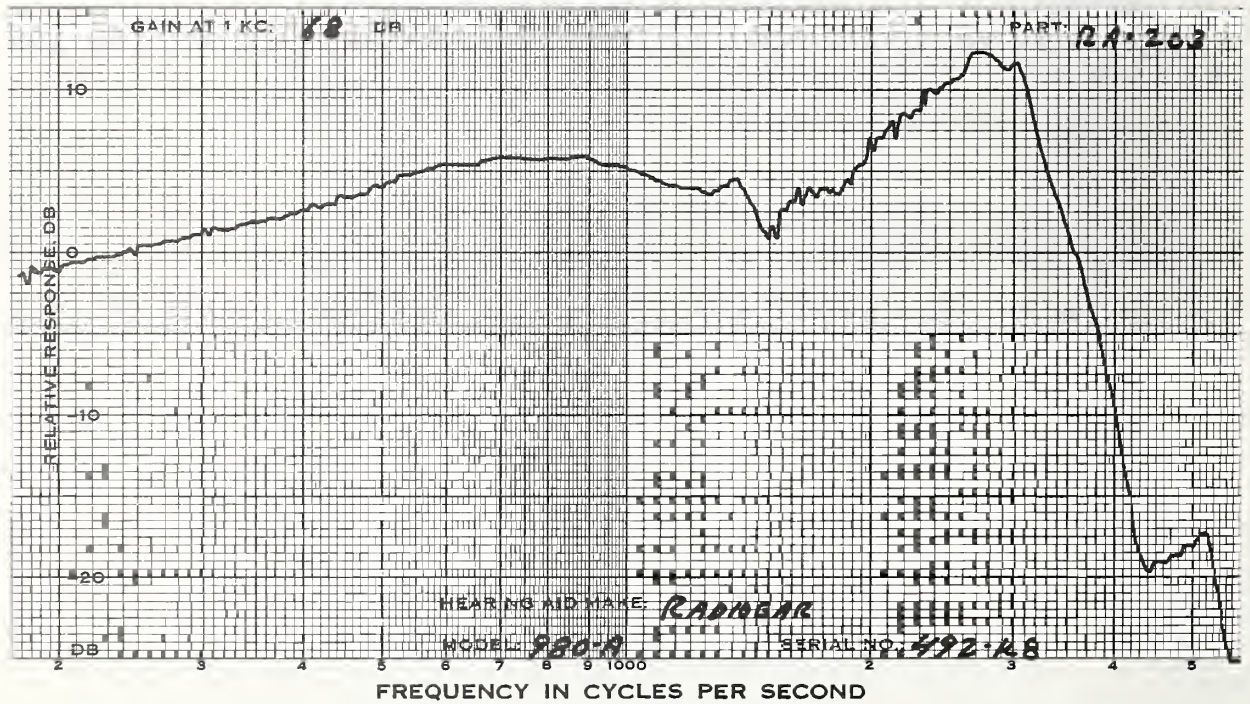
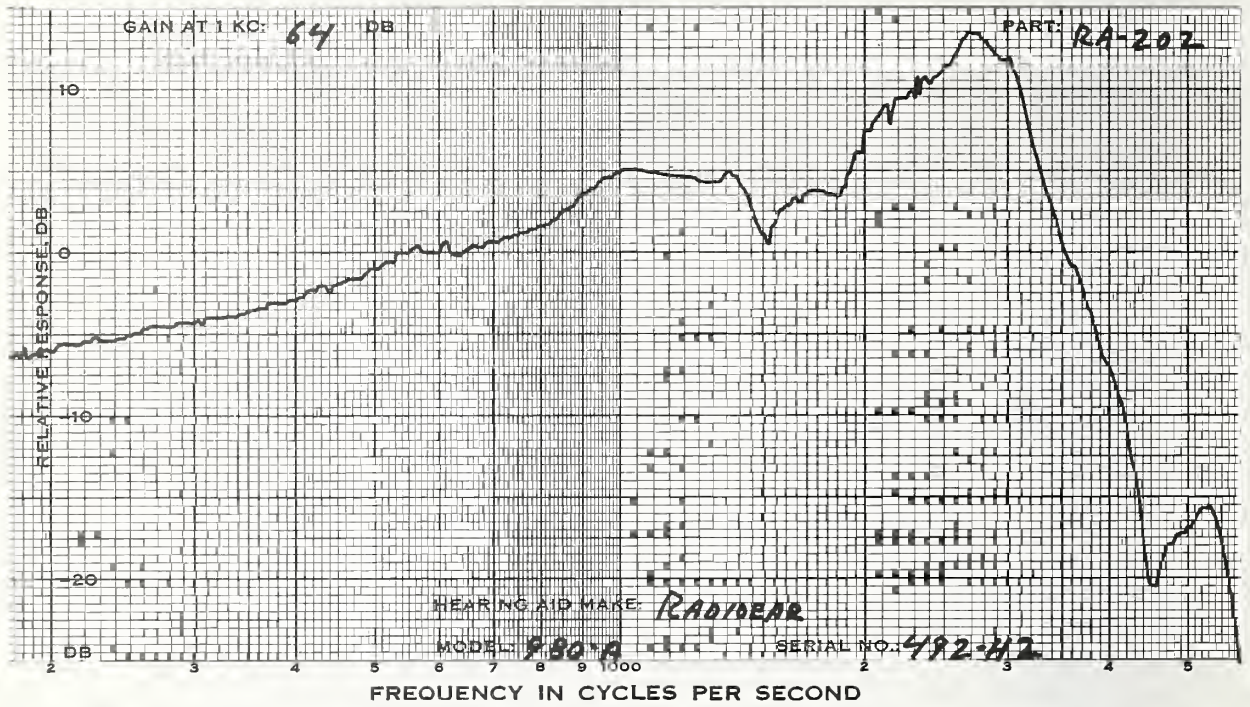
1KHZ GAIN DB	61.0	63.0	65.5
MPO, RANDOM NOISE INPUT LEVEL, DB	79.5	76.5	80.0
OUTPUT LEVEL DB	124.5	124.5	126.0

MEASUREMENTS WITH REDUCED VOLUME CONTROL SETTING

1KHZ GAIN DB	56.0	56.5	58.5
HARMONIC DIST @INPUT LEVEL DB	60.0 70.0	60.0 70.0	60.0 70.0
500 HZ %	13 39	9 29	15 52
700 HZ %	5 17	4 13	9 26
900 HZ %	4 9	2 6	4 9
MAX DIST %	16 37	11 36	15 52
FREQ OF MAX DIS	1800 1700	1810 1770	500 500
S/N RATIO DB			
1KHZ SIGNAL	50.0	51.5	54.0
S/HUM RATIO DB			
1KHZ SIGNAL	N.M.	N.M.	N.M.
BATTERY DRAIN, MA NO INPUT	2.1	1.8	2.0
65 DB INPUT	2.2	1.9	2.2
BATTERY VOLTAGE	1.54	1.55	1.54

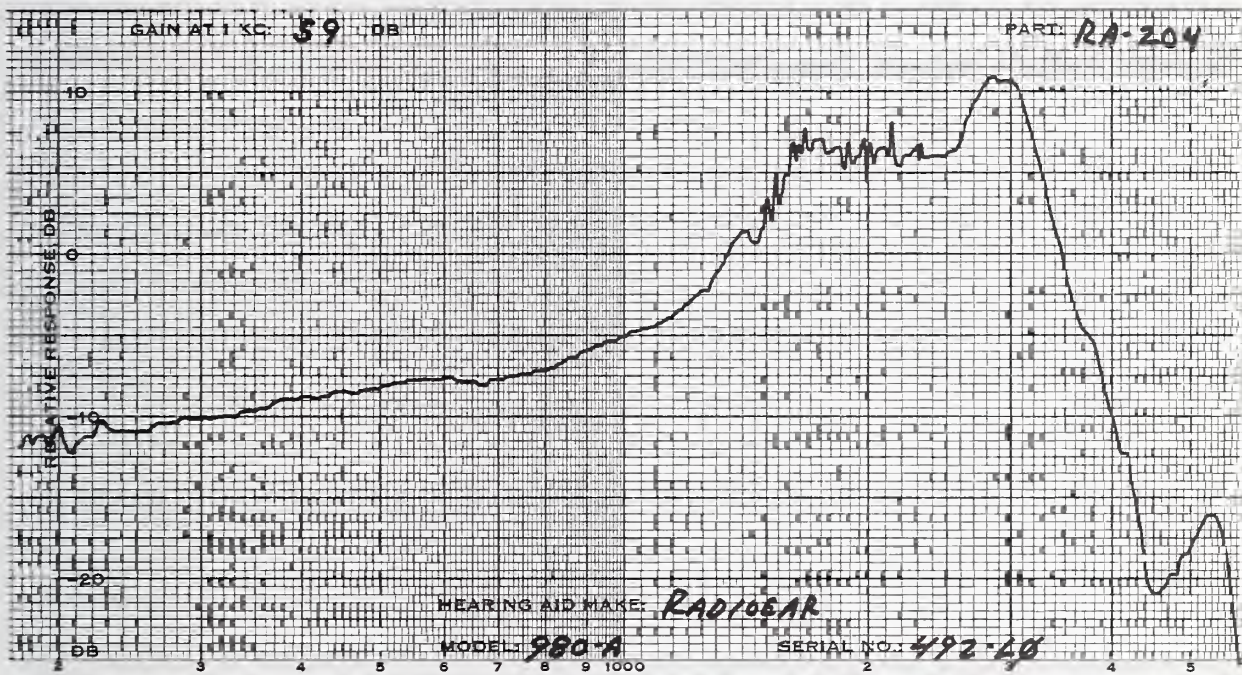






GAIN AT 1 KC 59 DB

PART: RA-204



HEARING AID MAKE: **RADIOGEAR**

MODEL: **980-A**

SERIAL NO.: **492-40**

FREQUENCY IN CYCLES PER SECOND

RADIOEAR OE
 MODEL:1000 GAIN:GRN DOT RESP:WHT DOT TUBING:15/32 BATTERY:S41

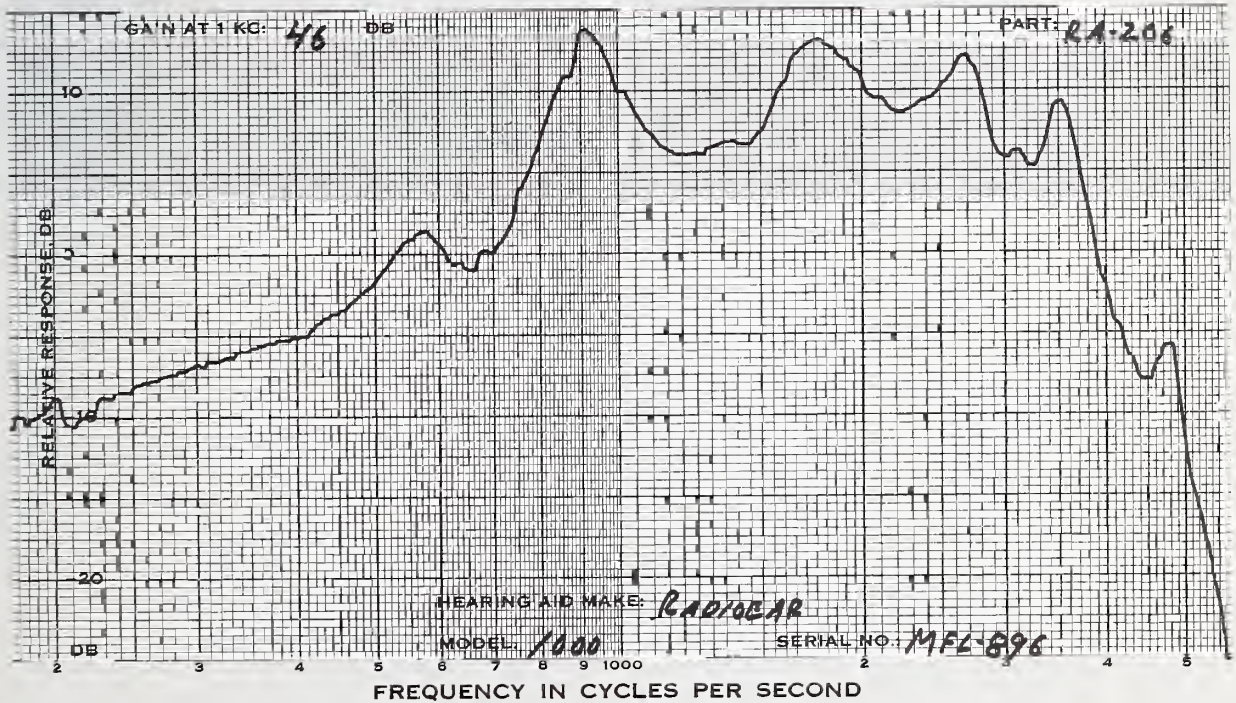
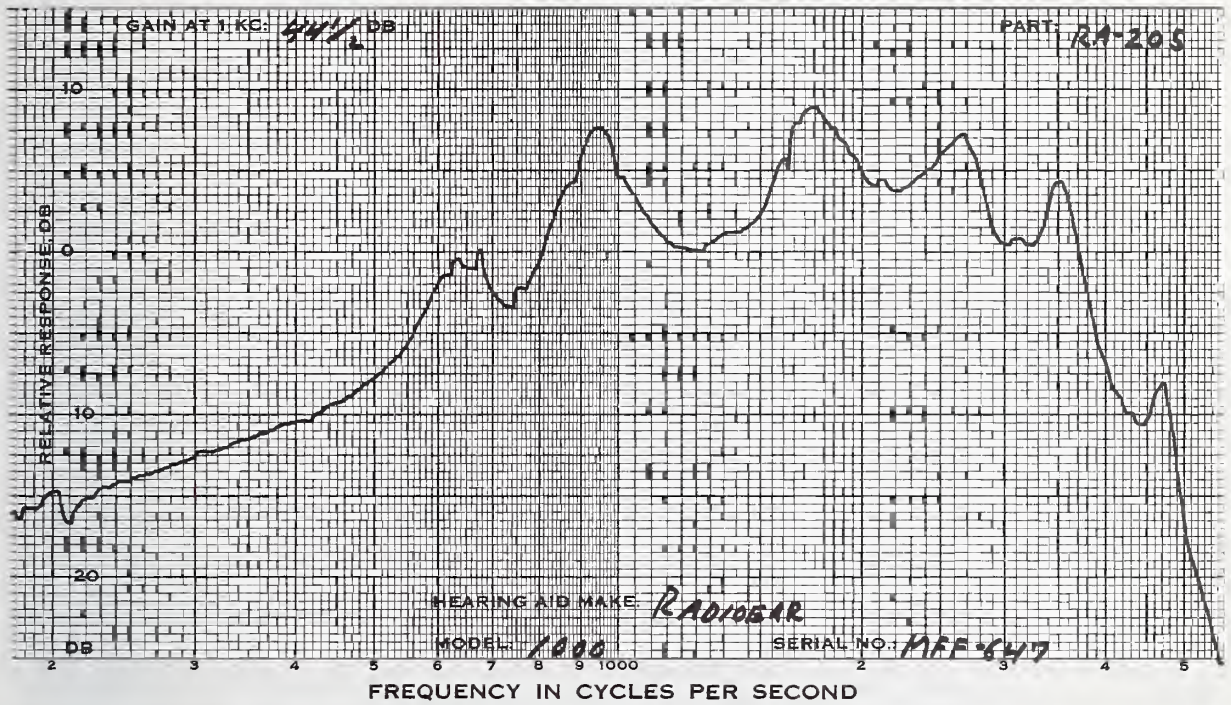
CODE	RA-205	RA-206	RA-207
SERIAL #	MFF-647	MFL-816	MFV-553
DATE		APR 10, 1973	

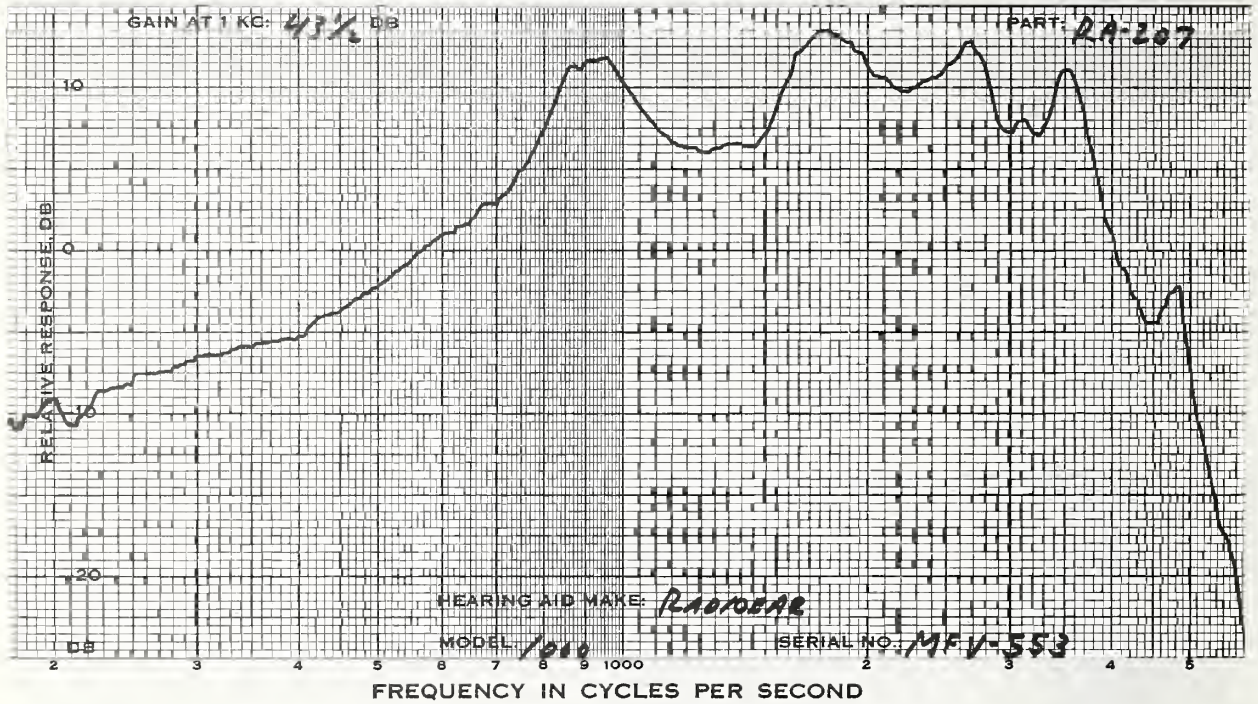
MEASUREMENTS WITH
 FULL VOL CONTROL

1KHZ GAIN DB	44.5	46.0	43.5
MPO, RANDOM NOISE			
INPUT LEVEL, DB	81.5	81.0	83.5
OUTPUT LEVEL DB	119.0	119.0	119.0

MEASUREMENTS WITH
 REDUCED VOLUME
 CONTROL SETTING

1KHZ GAIN DB	44.5(FULL)	46.0(FULL)	43.5(FULL)
HARMONIC DIST			
@INPUT LEVEL DB	64.0 74.0	64.0 74.0	65.0 75.0
500 HZ %	4 10	4 10	3 10
700 HZ %	1 2	1 2	1 3
900 HZ %	1 4	1 4	1 3
MAX DIST %	4 12	4 9	3 12
FREQ OF MAX DIS	500 1300	500 1320	500 1670
S/N RATIO DB			
1KHZ SIGNAL	45.0	43.0	45.0
S/HUM RATIO DB			
1KHZ SIGNAL	N.M.	N.M.	N.M.
BATTERY DRAIN, MA			
NO INPUT	1.6	1.4	1.4
65 DB INPUT	1.6	1.4	1.4
BATTERY VOLTAGE	1.55	1.55	1.56





RADIOEAR EG
 MODEL:1010 LF:DOT GAIN SC:OUT TUBING:1.3'' BATTERY:S41

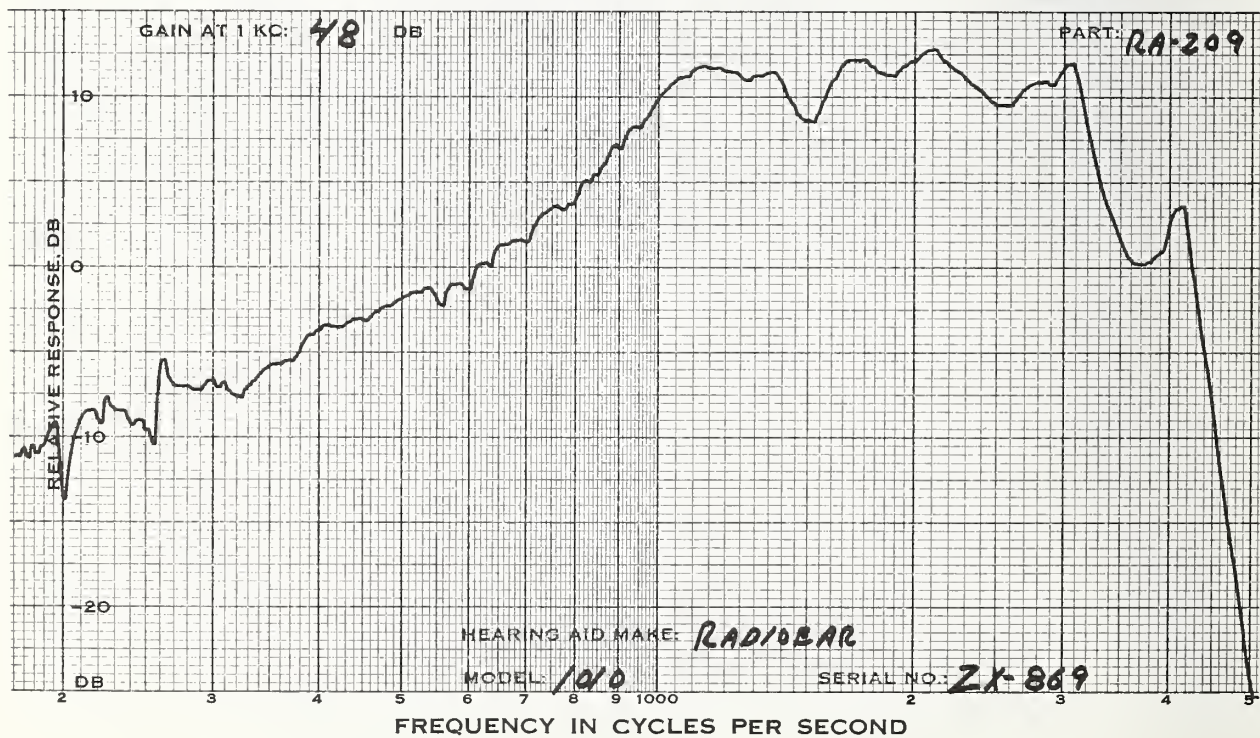
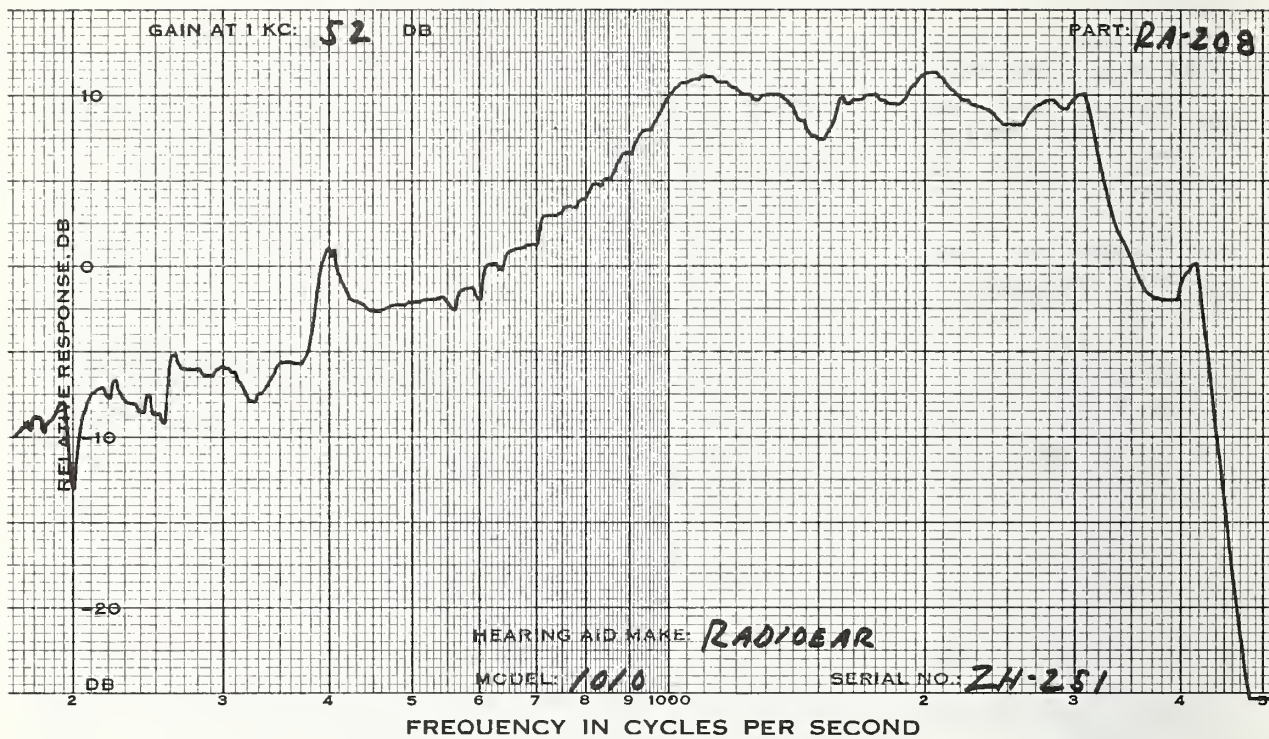
CODE	RA-208	RA-209	RA-210
SERIAL #	ZH-251	ZX-869	ZX-893
DATE		APR 12, 1973	

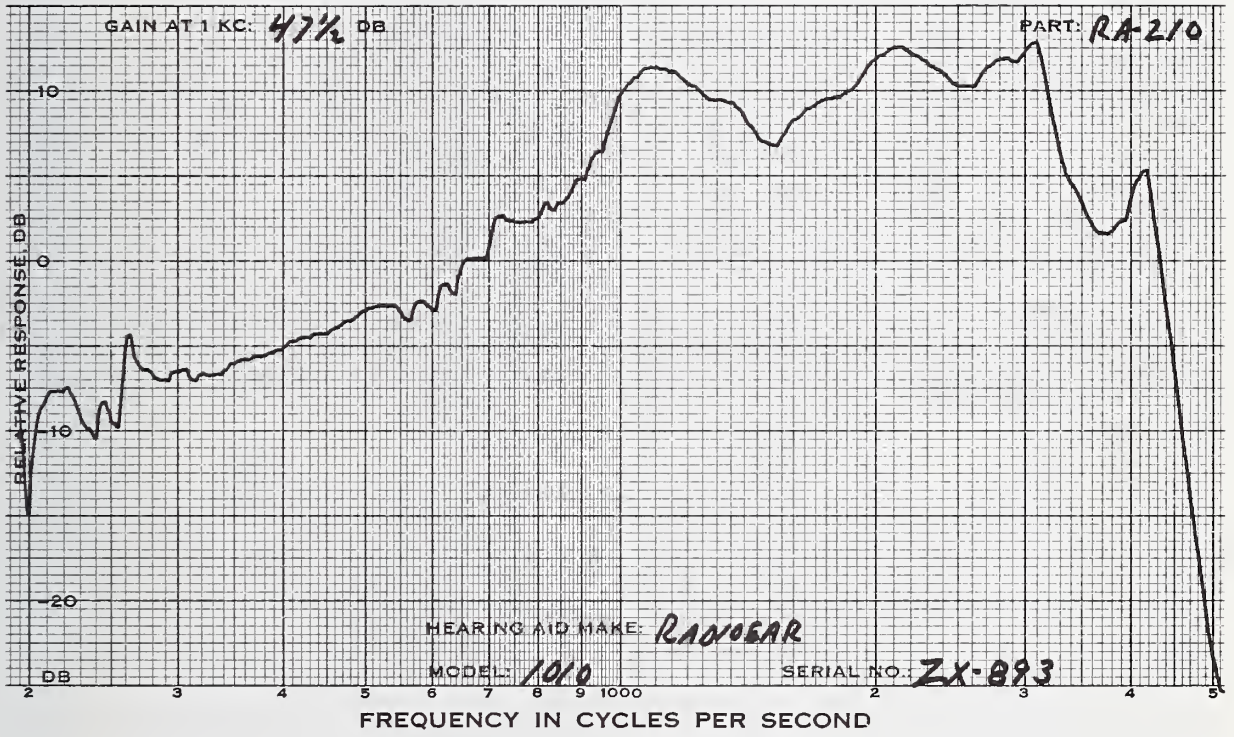
MEASUREMENTS WITH
 FULL VOL CONTROL

1KHZ GAIN DB	52.0	48.0	47.5
MPO, RANDOM NOISE			
INPUT LEVEL, DB	81.0	80.0	82.0
OUTPUT LEVEL DB	121.0	120.0	120.5

MEASUREMENTS WITH
 REDUCED VOLUME
 CONTROL SETTING

1KHZ GAIN DB	52.0(FULL)		48.0(FULL)		47.5(FULL)	
HARMONIC DIST						
@INPUT LEVEL DB	60.5	70.5	62.5	72.5	62.5	72.5
500 HZ %	7	16	7	22	6	15
700 HZ %	2	11	3	13	2	11
900 HZ %	1	5	2	8	1	5
MAX DIST %	7	22	7	34	6	21
FREQ OF MAX DIS	500	1570	530	1590	530	1620
S/N RATIO DB						
1KHZ SIGNAL	47.5		47.0		46.0	
S/HUM RATIO DB						
1KHZ SIGNAL	N.M.		N.M.		N.M.	
BATTERY DRAIN, MA						
NO INPUT	1.8		1.4		1.7	
65 DB INPUT	1.8		1.4		1.7	
BATTERY VOLTAGE	1.55		1.56		1.54	





RADIOEAR CR HIGH PASS
 MODEL:1010 CROS GAIN SC:OUT RESP:LF DOT TUBING:1.3'' BATTERY:S41

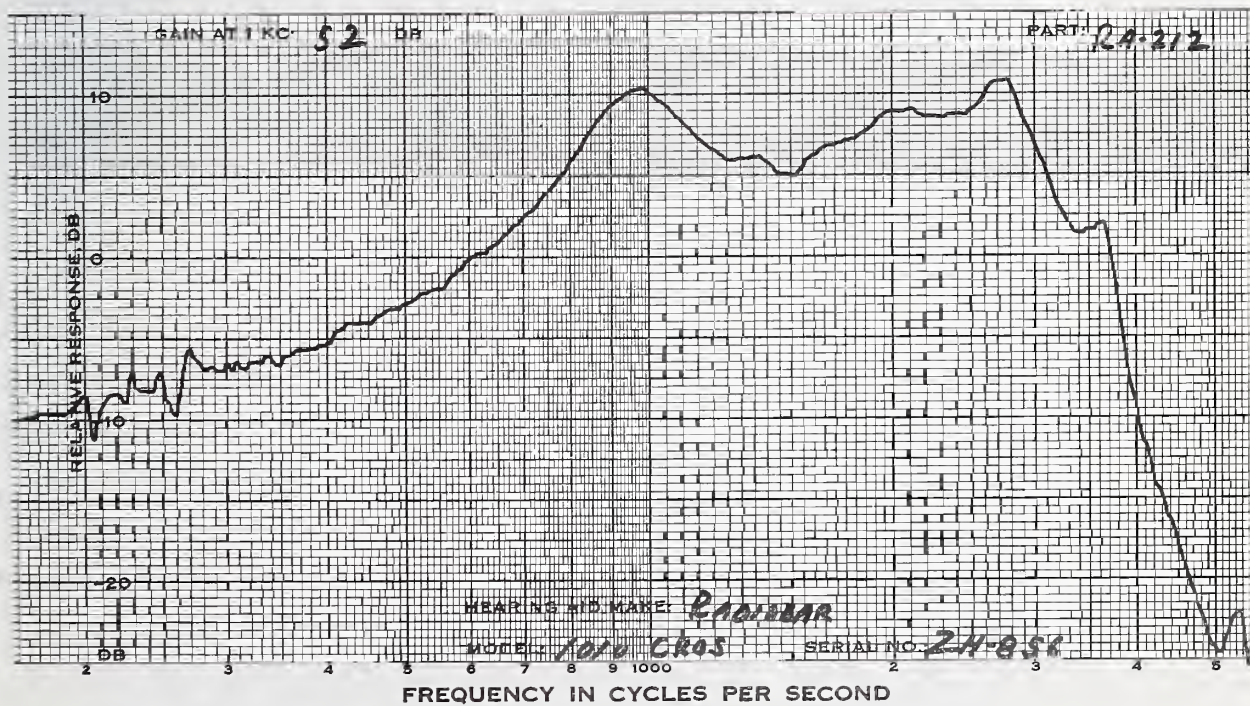
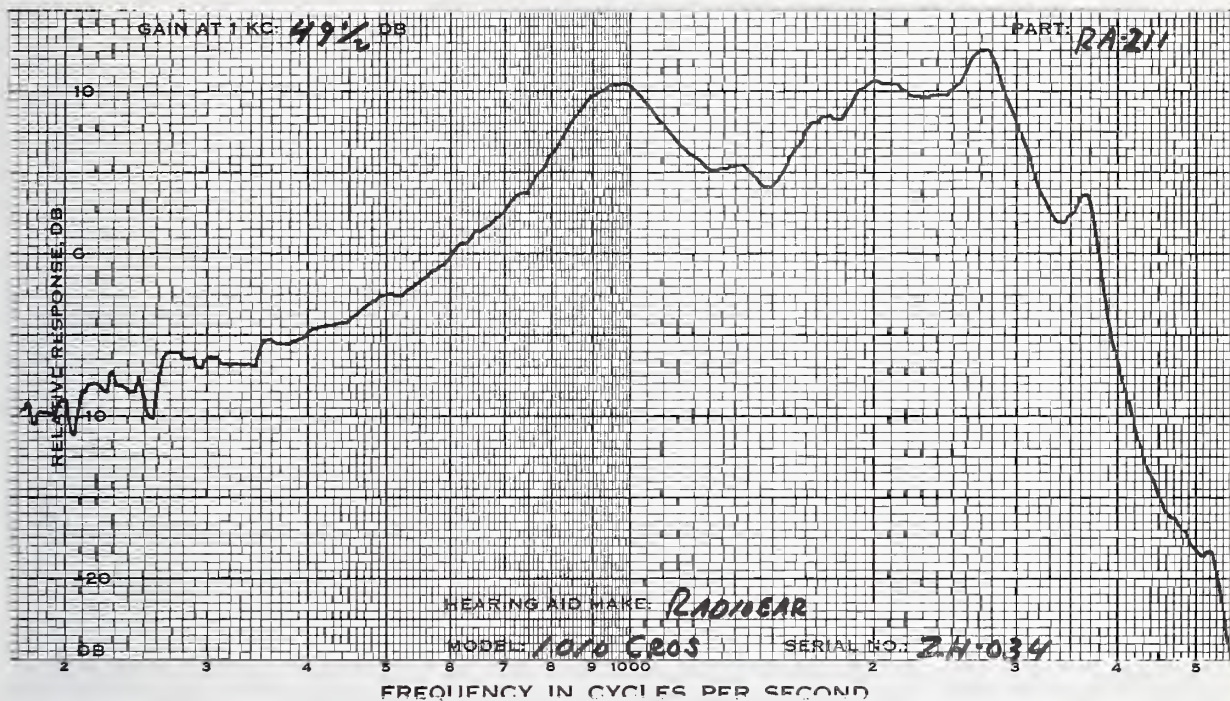
CODE	RA-211	RA-212	RA-213
SERIAL #	ZH-034	XH-856	APR ZX-094
DATE		16, 1973	

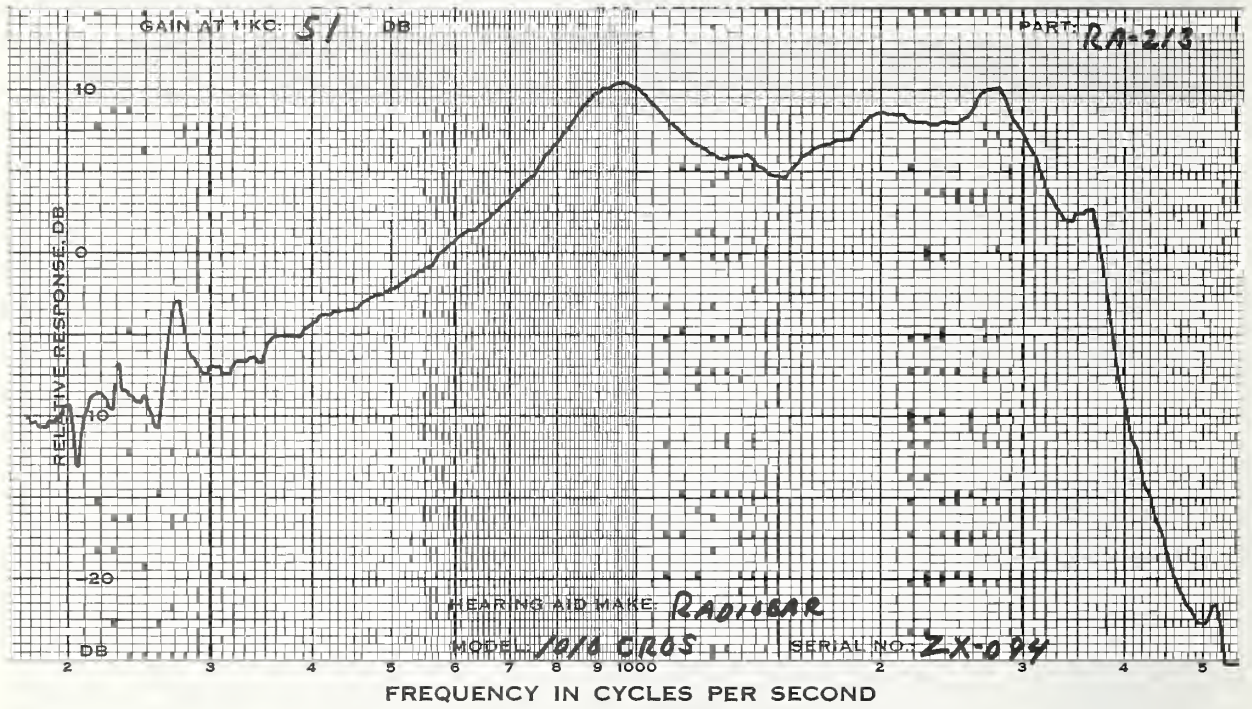
MEASUREMENTS WITH
 FULL VOL CONTROL

1KHZ GAIN DB	49.5	52.0	51.0
MPO, RANDOM NOISE			
INPUT LEVEL, DB	82.5	82.5	82.5
OUTPUT LEVEL DB	120.0	121.0	120.5

MEASUREMENTS WITH
 REDUCED VOLUME
 CONTROL SETTING

1KHZ GAIN DB	49.5(FULL)	52.0(FULL)	51.0(FULL)
HARMONIC DIST			
@INPUT LEVEL DB	61.5 71.5	61.0 71.0	62.5 72.5
900 HZ %	1 2	1 3	1 5
1500 HZ %	2 10	2 23	2 27
2000 HZ %	0 3	1 3	1 3
MAX DIST %	2 19	2 23	2 27
FREQ OF MAX DIS	1500 1830	1500 1500	1500 1500
S/N RATIO DB			
1KHZ SIGNAL	47.0	48.0	48.5
S/HUM RATIO DB			
1KHZ SIGNAL	N.M.	N.M.	N.M.
BATTERY DRAIN, MA			
NO INPUT	1.8	1.7	1.8
65 DB INPUT	1.8	1.7	1.8
BATTERY VOLTAGE	1.53	1.55	1.54
S/N 2KHZ	47.5	47.0	47.0





RADIOEAR OE
 MODEL:1020 GAIN,LF,LF2,SCRS:IN TUBING:15/32 BATTERY:S76

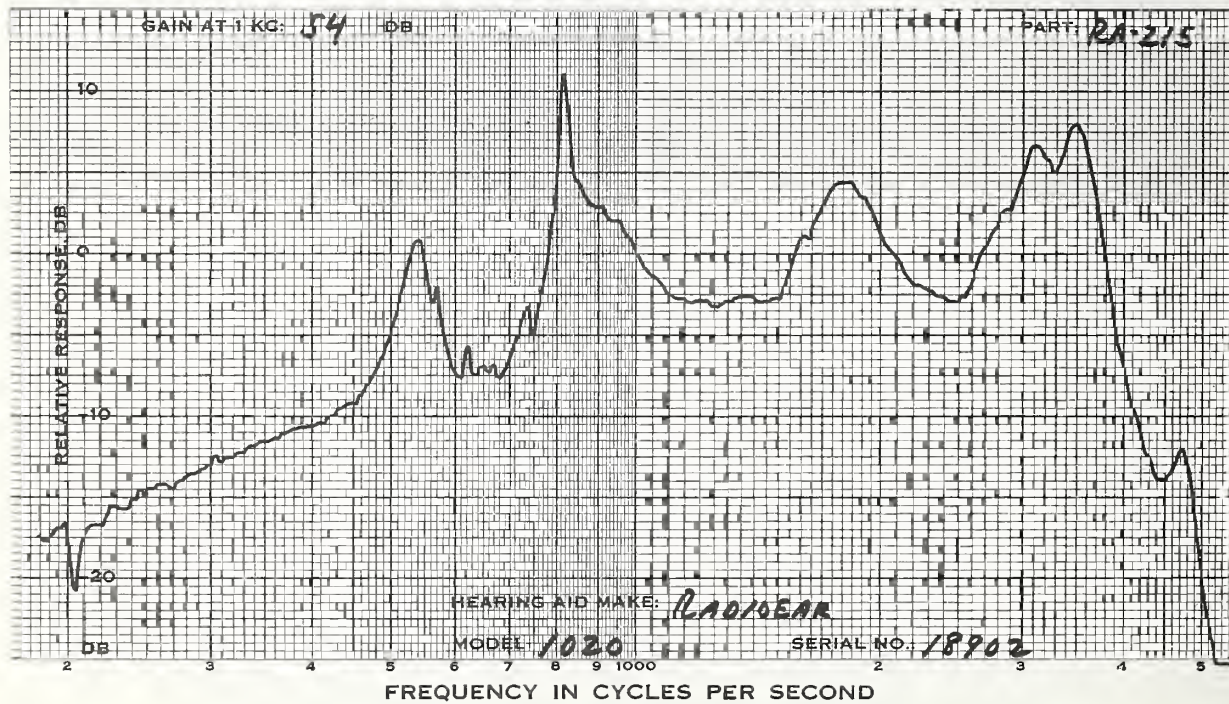
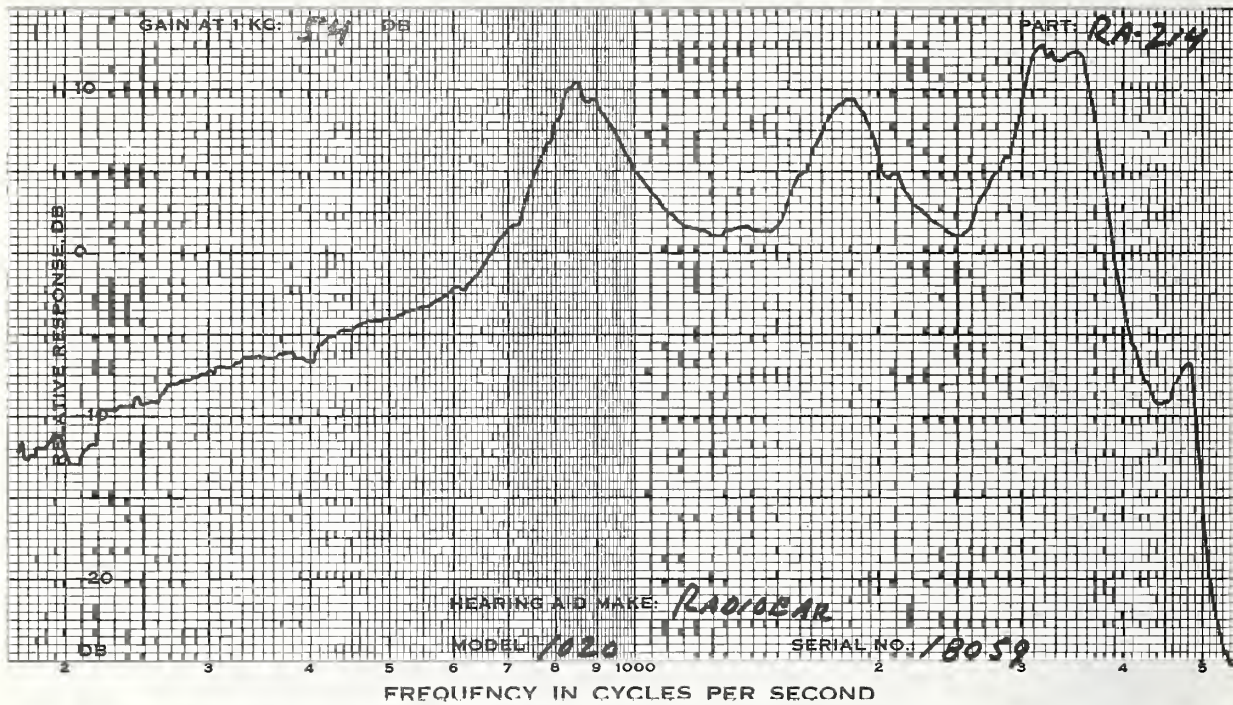
CODE	RA-214	RA-215	RA-216
SERIAL #	18059	18902	19893
DATE		APR 11, 1973	

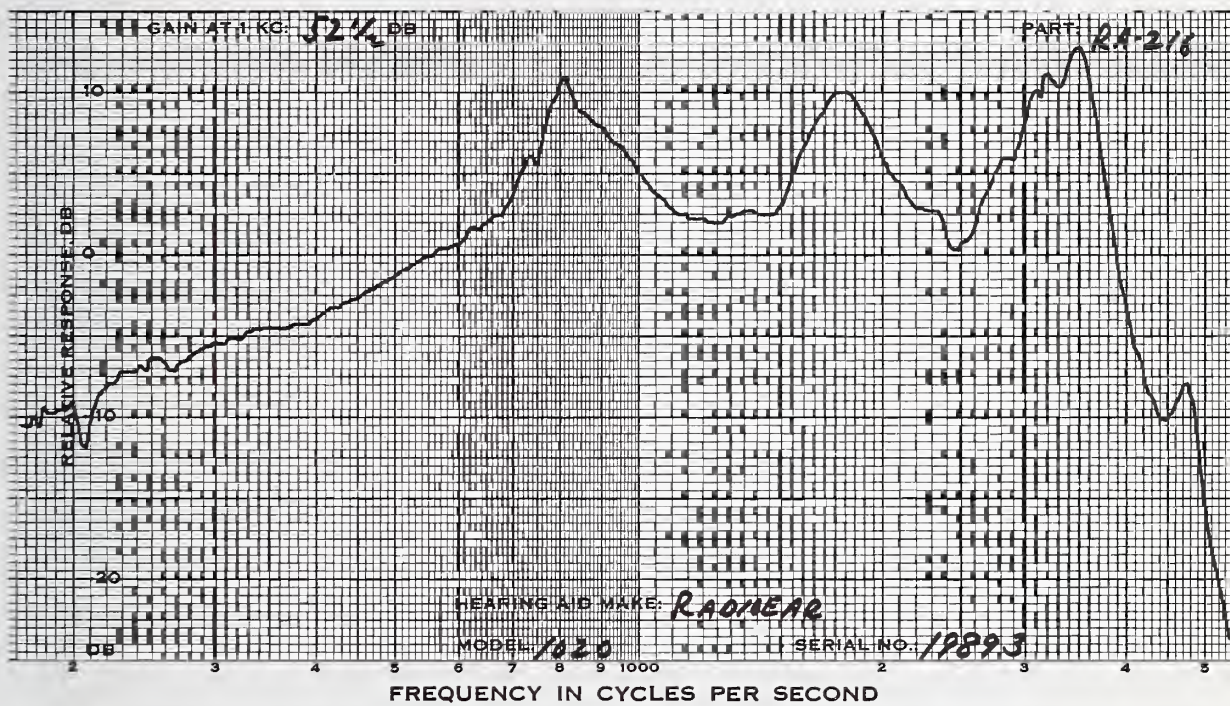
MEASUREMENTS WITH
FULL VOL CONTROL

1KHZ GAIN DB	55.0	57.0	52.5
MPO, RANDOM NOISE			
INPUT LEVEL, DB	78.5	79.0	78.5
OUTPUT LEVEL DB	126.0	126.0	125.0

MEASUREMENTS WITH
REDUCED VOLUME
CONTROL SETTING

1KHZ GAIN DB	54.0	54.0	52.5(FULL)
HARMONIC DIST			
@INPUT LEVEL DB	60.0 70.0	60.0 70.0	61.0 71.0
500 HZ %	4 7	3 8	5 8
700 HZ %	1 3	1 1	1 3
900 HZ %	2 3	1 1	2 2
MAX DIST %	4 7	3 10	5 8
FREQ OF MAX DIS	500 500	500 530	500 500
S/N RATIO DB			
1KHZ SIGNAL	39.0	39.0	37.5
S/HUM RATIO DB			
1KHZ SIGNAL	N.M.	N.M.	N.M.
BATTERY DRAIN, MA			
NO INPUT	1.6	1.5	1.4
65 DB INPUT	1.7	1.8	1.9
BATTERY VOLTAGE	1.56	1.56	1.55





RADIOEAR
 MODEL:1030 LF SC:IN AVC SC:OUT TUBING:15/32 BATTERY:S76

OE

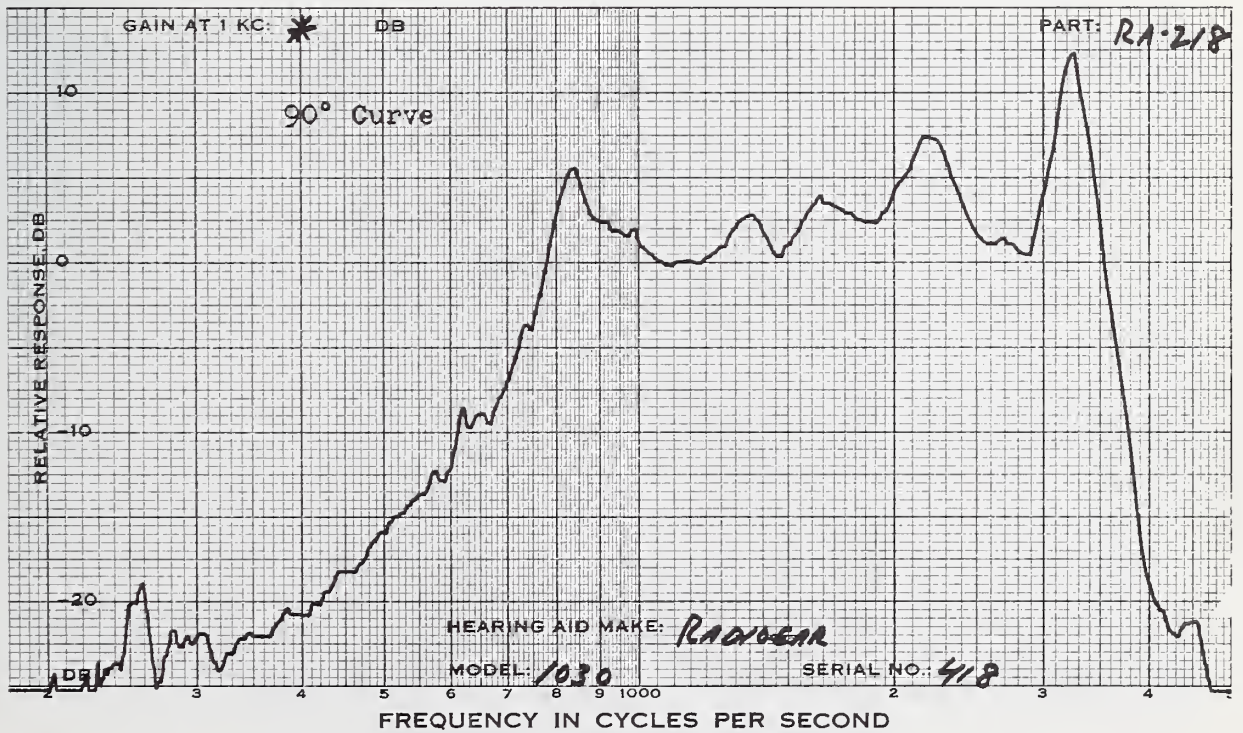
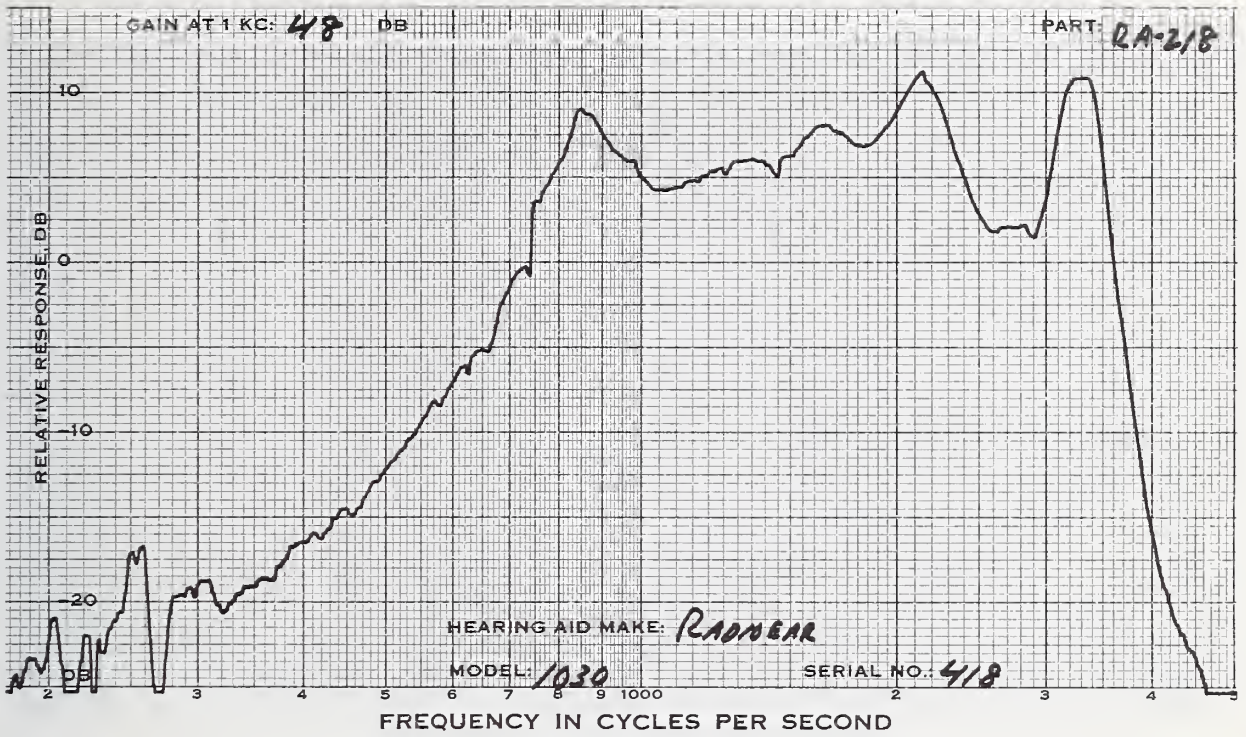
CODE	RA-217	RA-218	RA-219
SERIAL #	108	418	609
DATE		APR 11, 1973	

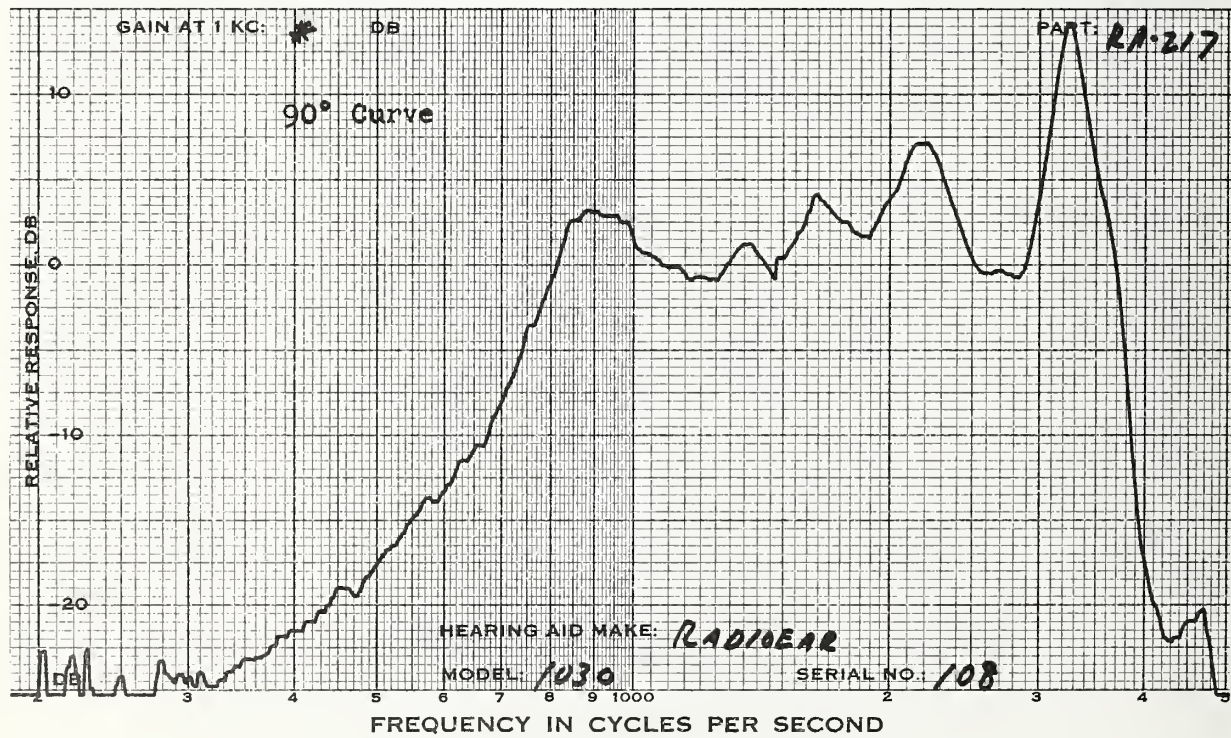
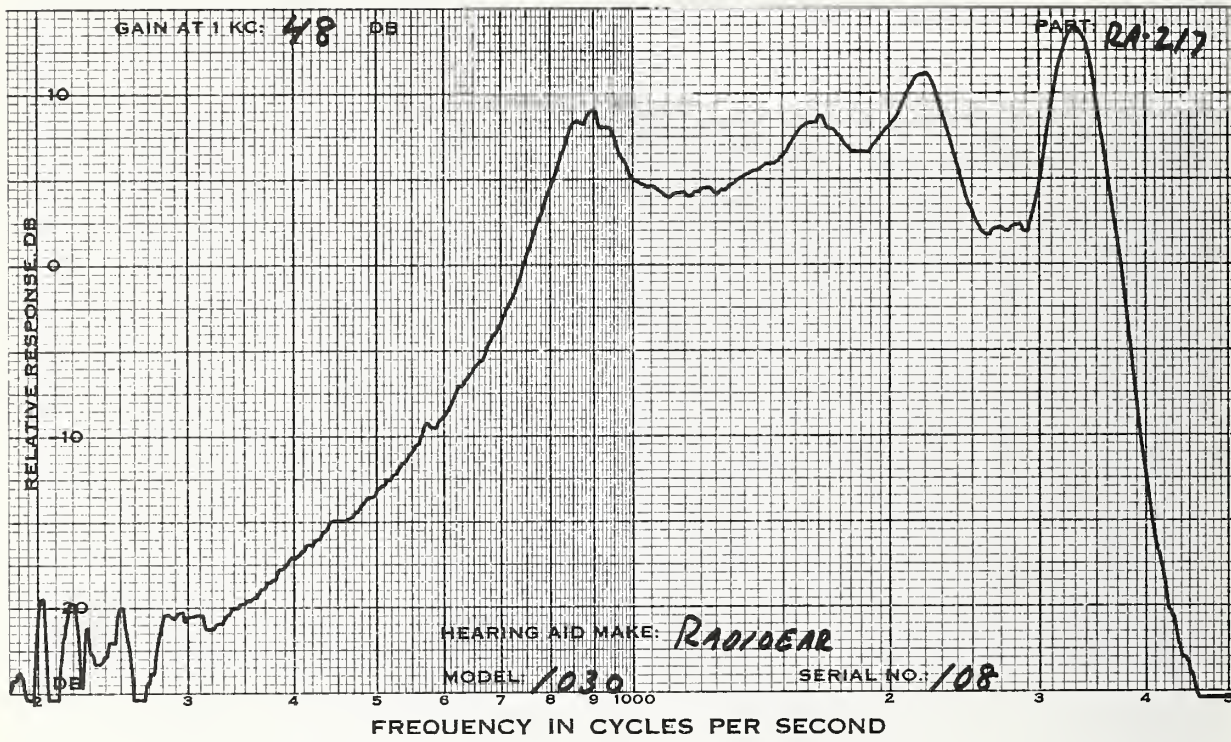
MEASUREMENTS WITH
 FULL VOL CONTROL

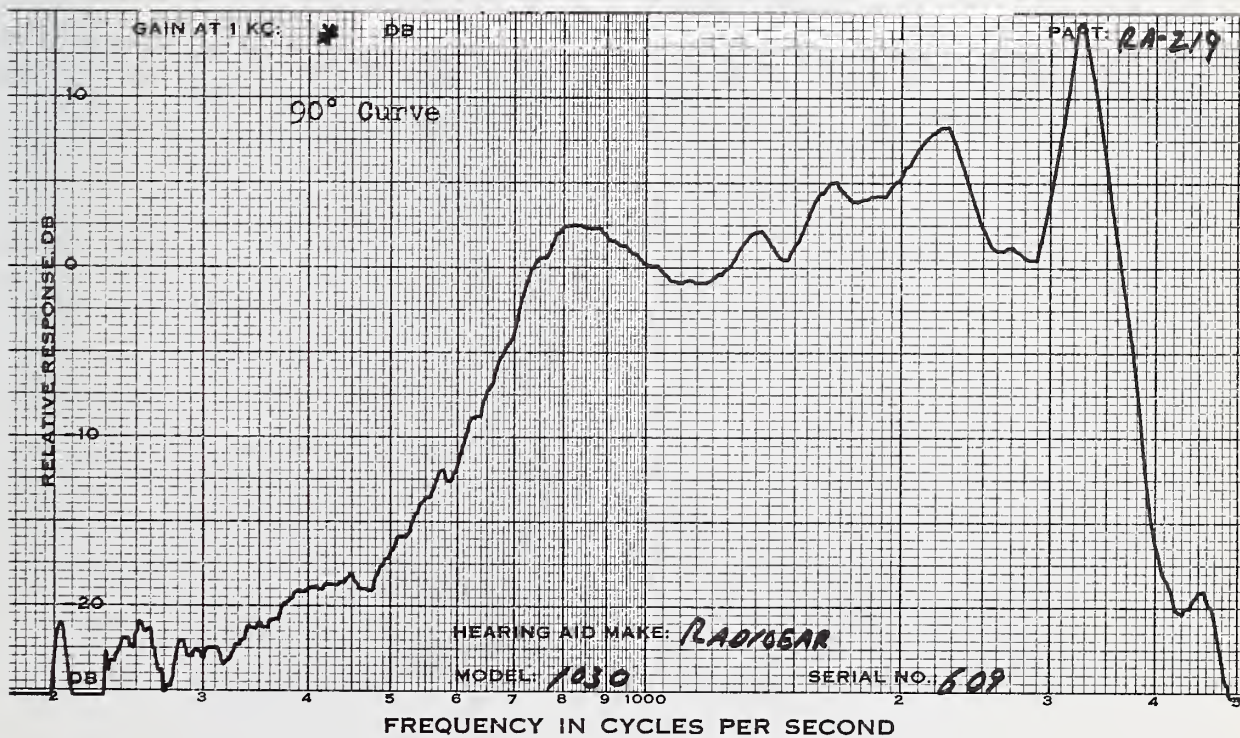
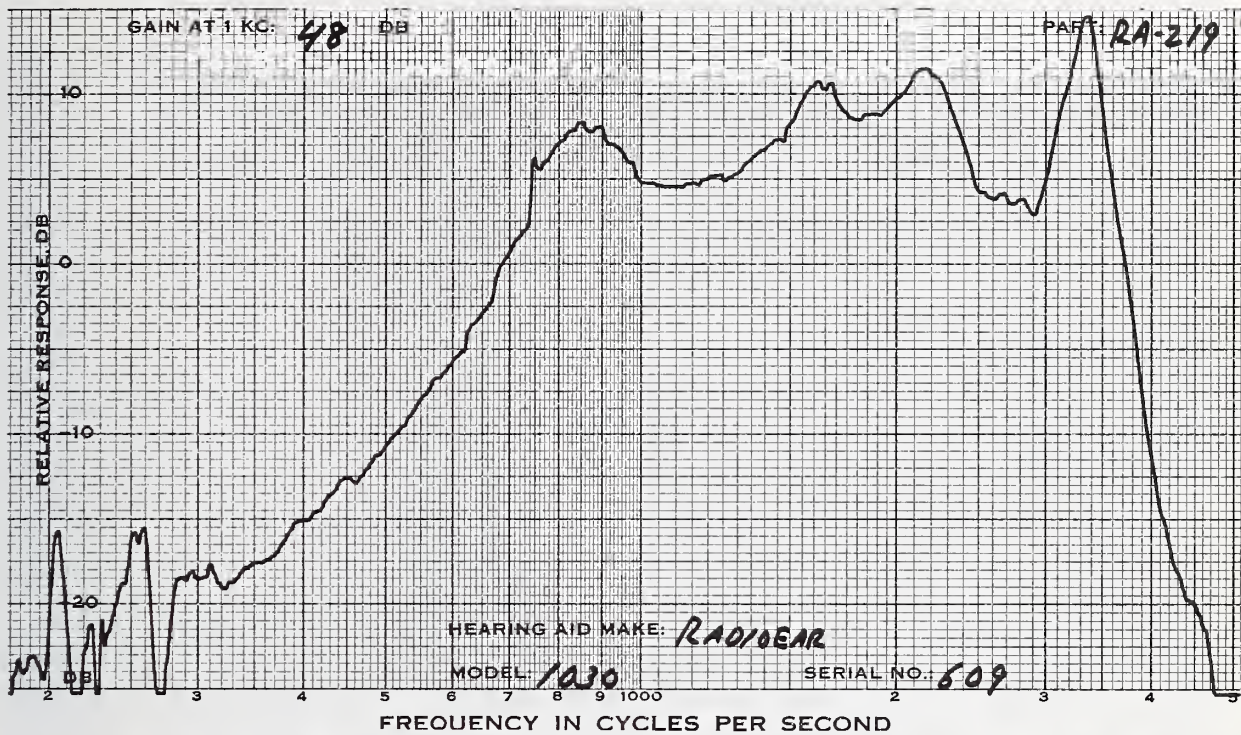
1KHZ GAIN DB	50.0	48.0	48.0
MPO, RANDOM NOISE			
INPUT LEVEL, DB	78.0	80.5	78.0
OUTPUT LEVEL DB	120.0	121.0	121.0

MEASUREMENTS WITH
 REDUCED VOLUME
 CONTROL SETTING

1KHZ GAIN DB	48.0	48.0(FULL)	48.0(FULL)
HARMONIC DIST			
@INPUT LEVEL DB	60.0 70.0	61.5 71.5	61.0 71.0
500 HZ %	5 4	4 4	5 4
700 HZ %	1 2	1 1	1 2
900 HZ %	1 1	1 1	1 0
MAX DIST %	4 24	4 16	4 22
FREQ OF MAX DIS	500 1660	500 1650	500 1660
S/N RATIO DB			
1KHZ SIGNAL	40.0	38.5	38.0
S/HUM RATIO DB			
1KHZ SIGNAL	N.M.	N.M.	N.M.
BATTERY DRAIN, MA			
NO INPUT	1.6	1.6	1.6
65 DB INPUT	1.6	1.6	1.6
BATTERY VOLTAGE	1.55	1.54	1.55







PCI MODEL:SOFT SOUND TONE:POS 1 TUBING:1 1/8 BATTERY:675 OE HIGH PASS

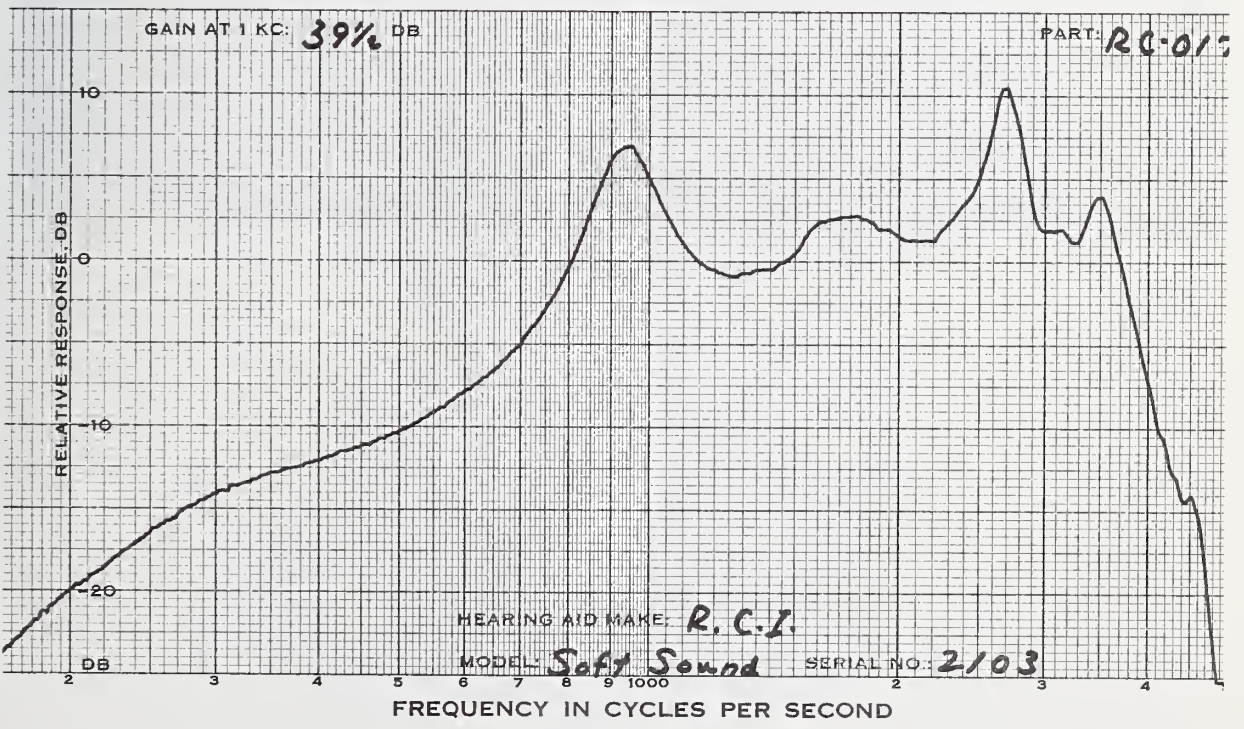
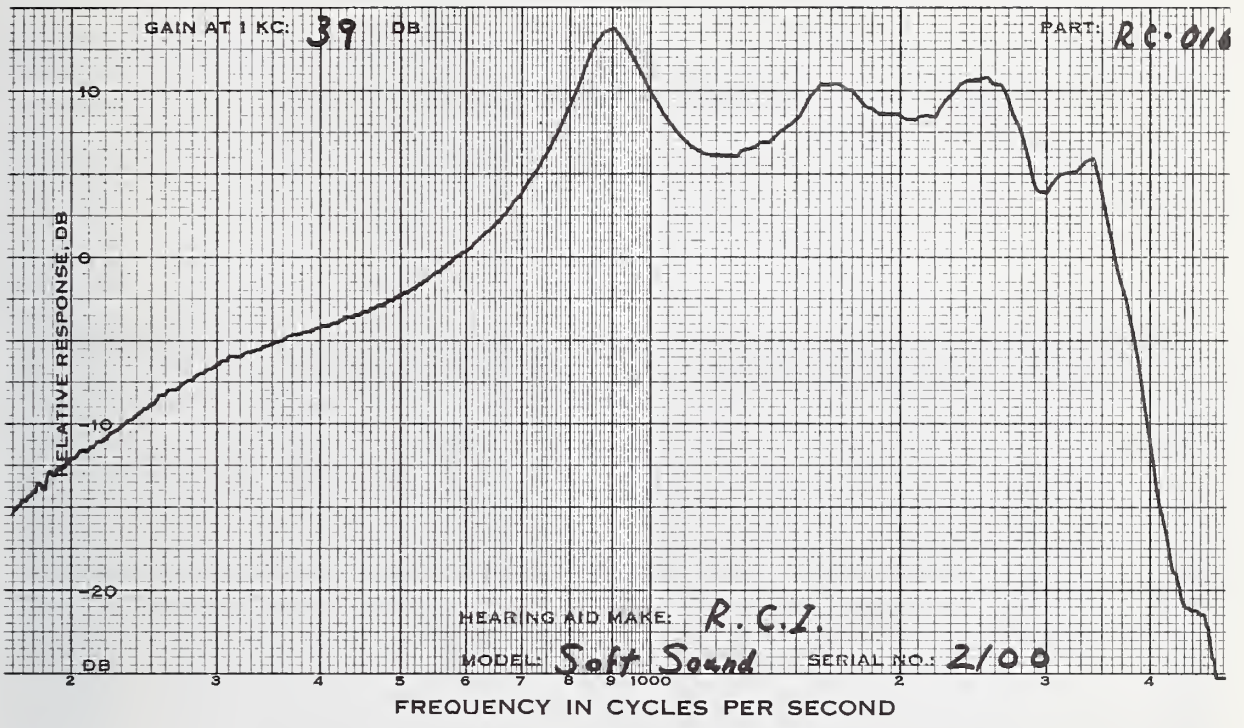
CODE	RC-016	RC-017	RC-018
SERIAL #	2100	2103	2104
DATE		APR 23, 1973	

MEASUREMENTS WITH FULL VOL CONTROL

1KHZ GAIN DB	39.0	39.5	42.5
MPO, RANDOM NOISE			
INPUT LEVEL, DB	82.0	82.5	82.0
OUTPUT LEVEL DB	114.5	113.0	113.5

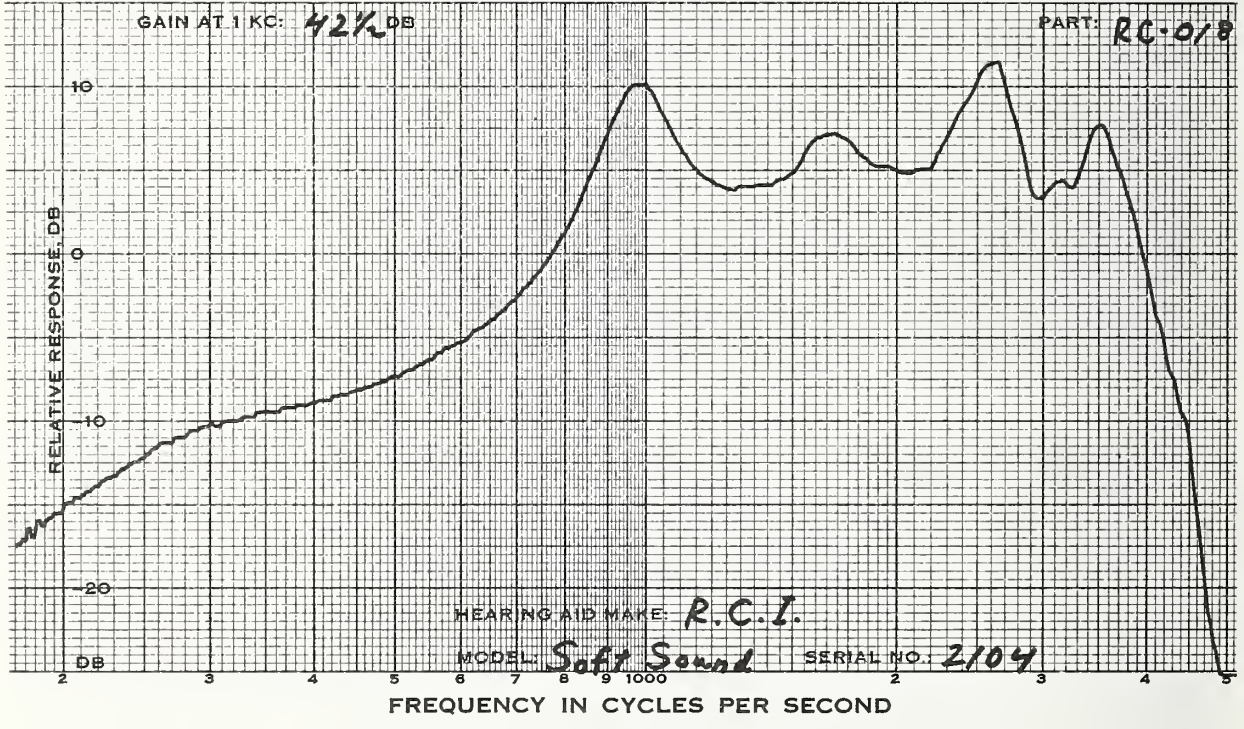
MEASUREMENTS WITH REDUCED VOLUME CONTROL SETTING

1KHZ GAIN DB	39.0(FULL)		39.5(FULL)		42.5(FULL)	
HARMONIC DIST						
@INPUT LEVEL DB	65.0	75.0	65.0	75.0	63.5	73.5
900 HZ %	0	0	0	1	0	2
1500 HZ %	7	75	0	54	0	36
2000 HZ %	0	5	1	8	1	8
MAX DIST %	18	90	6	62	2	44
FREQ OF MAX DIS	1650	1610	1650	1740	1680	1340
S/N RATIO DB						
1KHZ SIGNAL	42.5		41.0		41.5	
S/HUM RATIO DB						
1KHZ SIGNAL	N.M.		N.M.		N.M.	
BATTERY DRAIN, MA						
NO INPUT	.9		.9		.8	
65 DB INPUT	.9		.9		.8	
BATTERY VOLTAGE	1.38		1.35		1.37	
S/N 2KHZ	41.5		38.5		38.0	



GAIN AT 1 KC: 42 1/2 DB

PART: RC-018



RCI OE HIGH PASS
 MODEL:WIDE BAND TONE:POS 1 TUBING:1 1/8 BATTERY:675

CODE	RC-019	RC-020	RC-021
SERIAL #	2188	2189	2200
DATE		APR 23, 1973	

MEASUREMENTS WITH FULL VOL CONTROL

1KHZ GAIN DB	46.0	45.5	45.0
MPO, RANDOM NOISE INPUT LEVEL, DB	82.5	82.5	83.5
OUTPUT LEVEL DB	122.0	122.0	122.0

MEASUREMENTS WITH REDUCED VOLUME CONTROL SETTING

1KHZ GAIN DB	46.0(FULL)	45.5(FULL)	45.0(FULL)
--------------	------------	------------	------------

HARMONIC DIST

@INPUT LEVEL DB	65.0	75.0	63.5	73.5	65.0	75.0
900 HZ %	0	6	0	6	0	6
1500 HZ %	2	20	1	16	0	15
2000 HZ %	0	7	0	9	0	8
MAX DIST %	3	22	1	20	1	20
FREQ OF MAX DIS	1630	1300	1500	1290	1630	1320

S/N RATIO DB

1KHZ SIGNAL	43.0	41.0	42.0
-------------	------	------	------

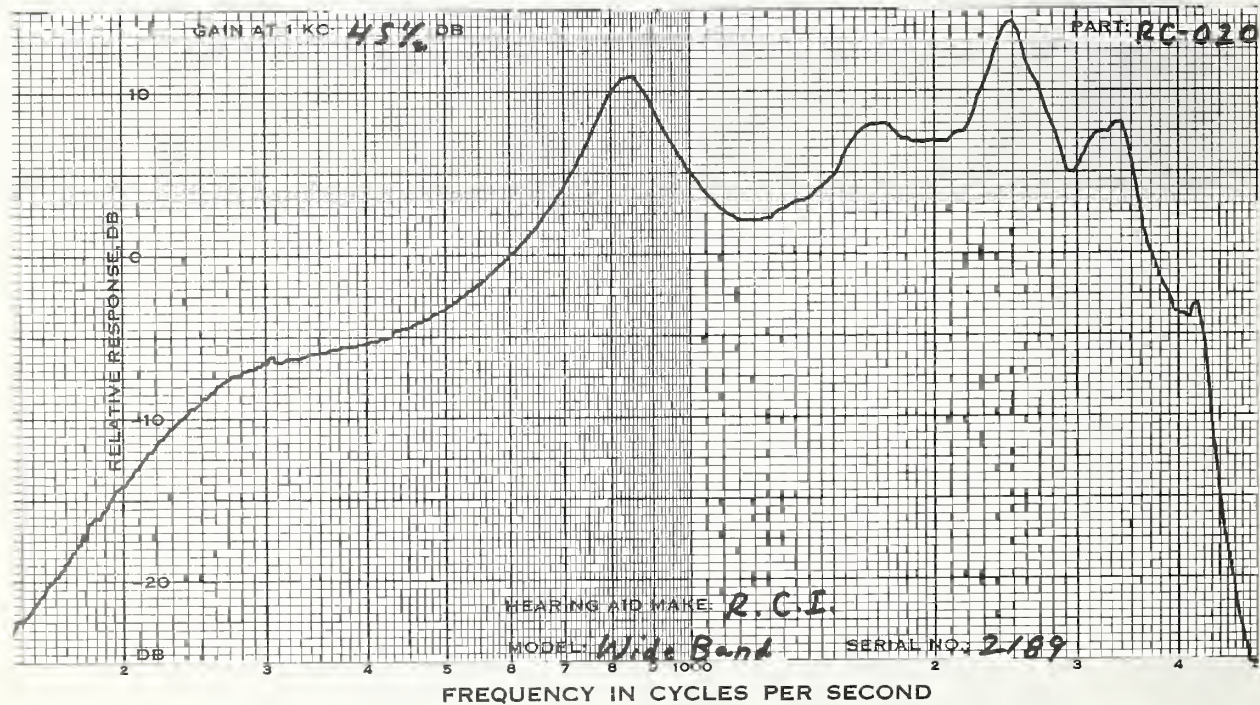
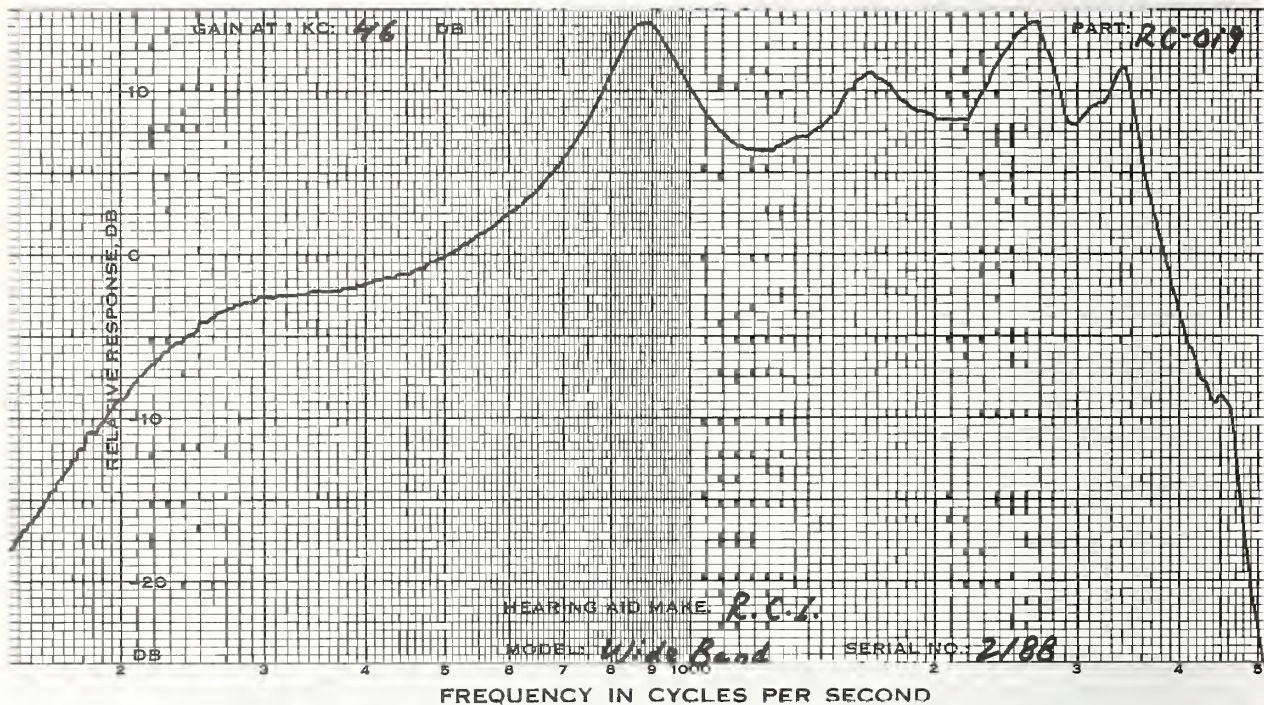
S/HUM RATIO DB

1KHZ SIGNAL	N.M.	N.M.	N.M.
-------------	------	------	------

BATTERY DRAIN, MA

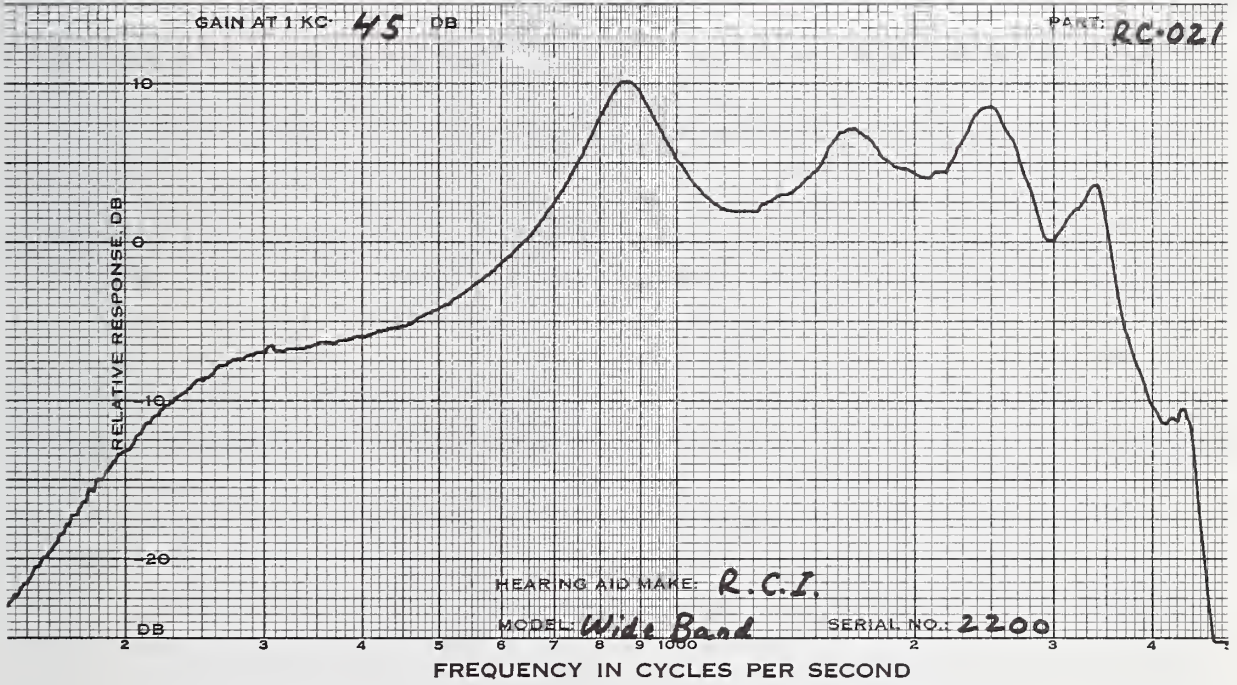
NO INPUT	1.5	1.5	1.5
65 DB INPUT	1.5	1.5	1.5
BATTERY VOLTAGE	1.40	1.38	1.39

S/N 2KHZ	41.5	42.5	41.5
----------	------	------	------



GAIN AT 1 KC: **45** DB

PART: **RC-021**



RCI
 MODEL: SUPER POWER LO:1 HI:1 TUBING:1 1/8 BATTERY:675
 OE HIGH PASS

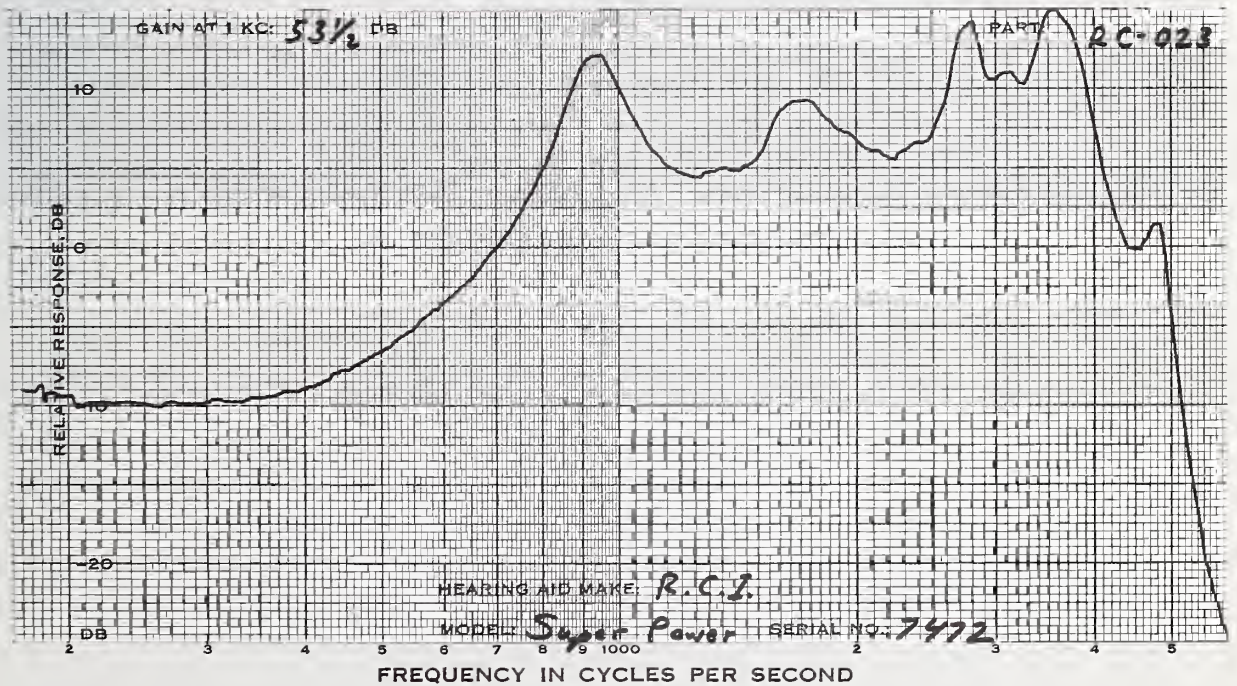
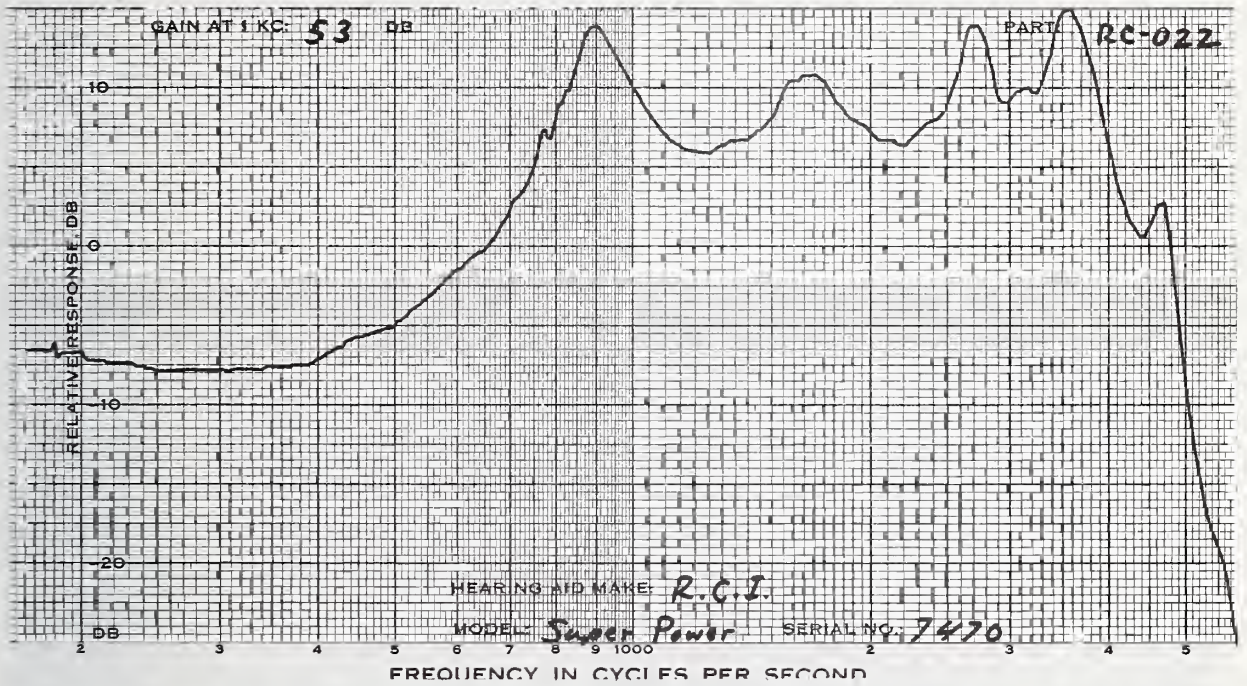
CODE	RC-022	RC-023	RC-024
SERIAL #	7470	7472	7479
DATE		APR 23,	

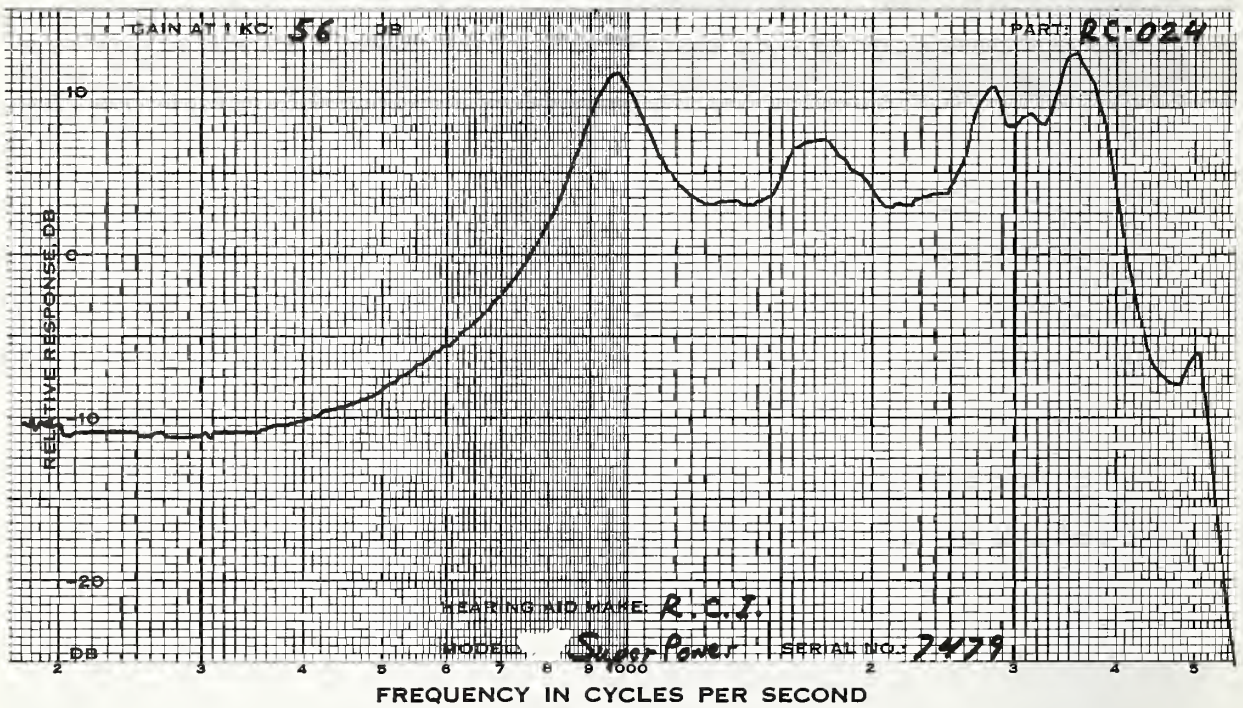
MEASUREMENTS WITH
 FULL VOL CONTROL

1KHZ GAIN DB	58.5	59.0	60.0
MPO, RANDOM NOISE			
INPUT LEVEL, DB	80.0	81.5	83.0
OUTPUT LEVEL DB	123.5	123.0	123.5

MEASUREMENTS WITH
 REDUCED VOLUME
 CONTROL SETTING

1KHZ GAIN DB	53.0	53.5	56.0
HARMONIC DIST			
@INPUT LEVEL DB	60.0 70.0	60.0 70.0	60.0 70.0
900 HZ %	0 1	0 2	0 1
1500 HZ %	2 33	0 31	0 30
2000 HZ %	0 8	0 9	0 8
MAX DIST %	5 37	1 32	2 36
FREQ OF MAX DIS	1650 1380	1660 1440	1680 1410
S/N RATIO DB			
1KHZ SIGNAL	46.0	46.5	49.5
S/HUM RATIO DB			
1KHZ SIGNAL	N.M.	N.M.	N.M.
BATTERY DRAIN, MA			
NO INPUT	1.6	1.5	1.7
65 DB INPUT	1.7	1.6	1.7
BATTERY VOLTAGE	1.34	1.35	1.34
S/N 2KHZ	43.5	43.0	45.5





SIEMENS OE
 MODEL:H21FF TONE:NONE TUBING:1 1/8 BATTERY:675

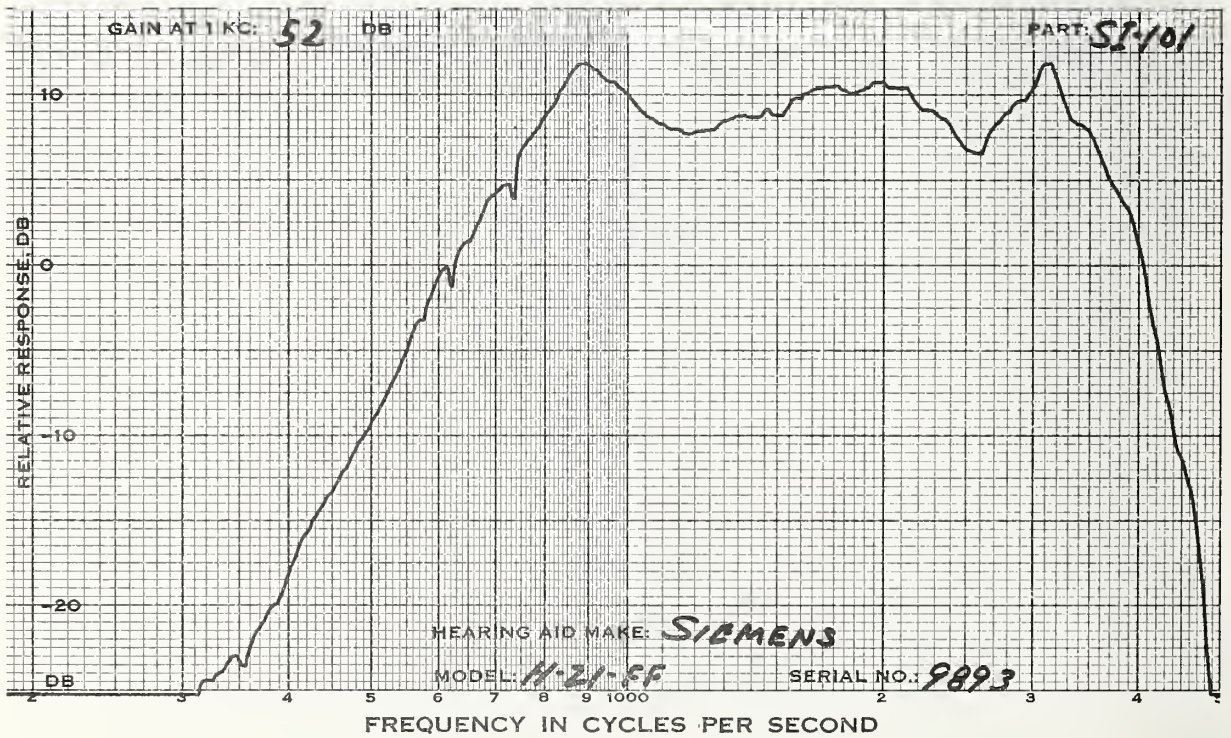
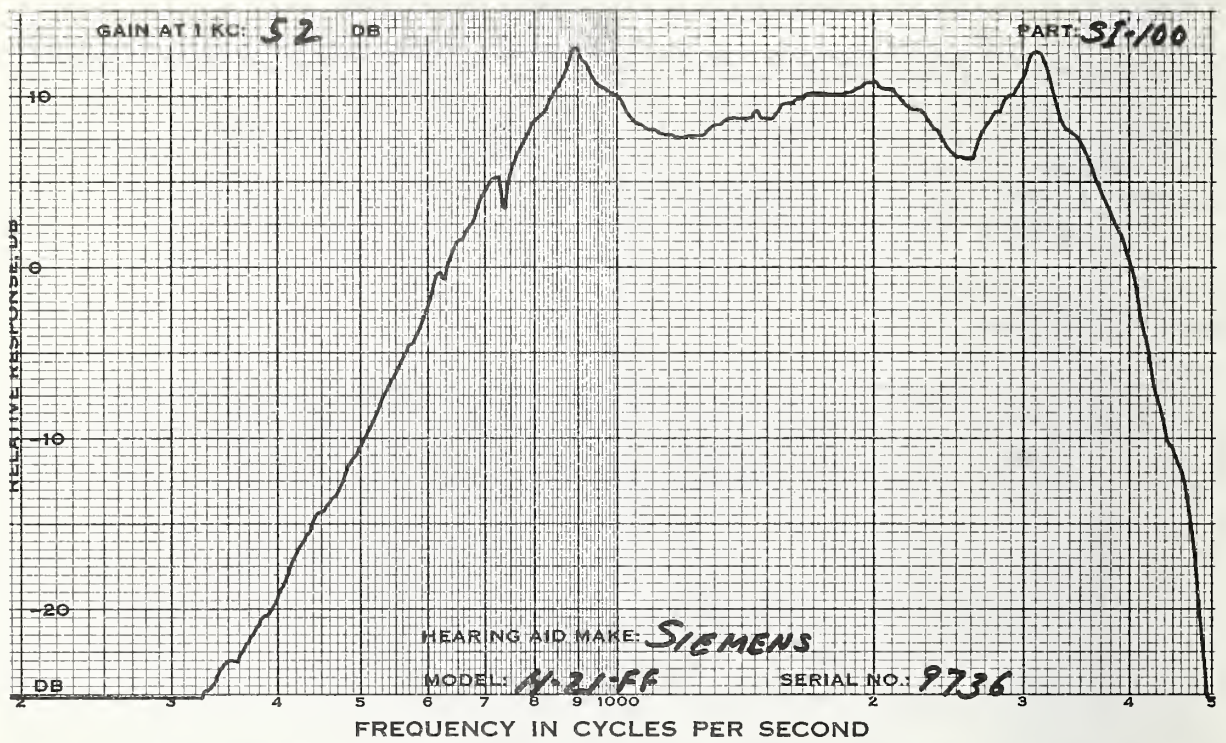
CODE	SI-100	SI-101	SI-102
SERIAL #	9736	9893	12398
DATE		APR 26, 1973	

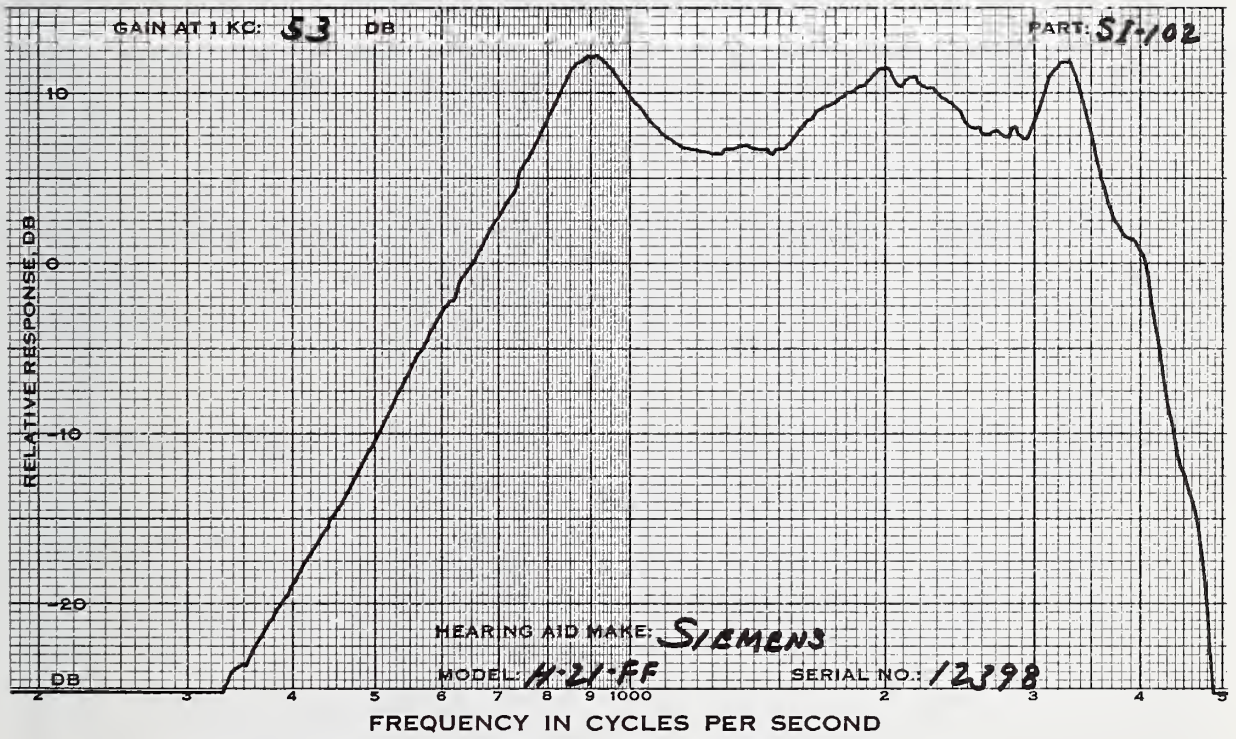
MEASUREMENTS WITH FULL VOL CONTROL

1KHZ GAIN DB	52.0	52.0	53.0
MPO, RANDOM NOISE INPUT LEVEL, DB	77.0	76.5	77.0
OUTPUT LEVEL DB	121.5	122.0	122.0

MEASUREMENTS WITH REDUCED VOLUME CONTROL SETTING

1KHZ GAIN DB	52.0(FULL)		52.0(FULL)		53.0(FULL)	
HARMONIC DIST @INPUT LEVEL DB	60.0	70.0	60.0	70.0	60.0	70.0
500 HZ %	6	6	6	10	7	10
700 HZ %	1	2	2	4	1	3
900 HZ %	1	4	1	4	0	2
MAX DIST %	5	13	6	17	7	17
FREQ OF MAX DIS	500	1960	500	2000	500	2000
S/N RATIO DB						
1KHZ SIGNAL	51.0		51.0		51.0	
S/HUM RATIO DB						
1KHZ SIGNAL	N.M.		N.M.		N.M.	
BATTERY DRAIN, MA						
NO INPUT	1.7		1.5		1.8	
65 .DB INPUT	1.7		1.5		1.8	
BATTERY VOLTAGE	1.38		1.38		1.38	





SIEMENS OE
 MODEL:H22AGC TONE: CW TUBING: 1 1/8 BATTERY: 675

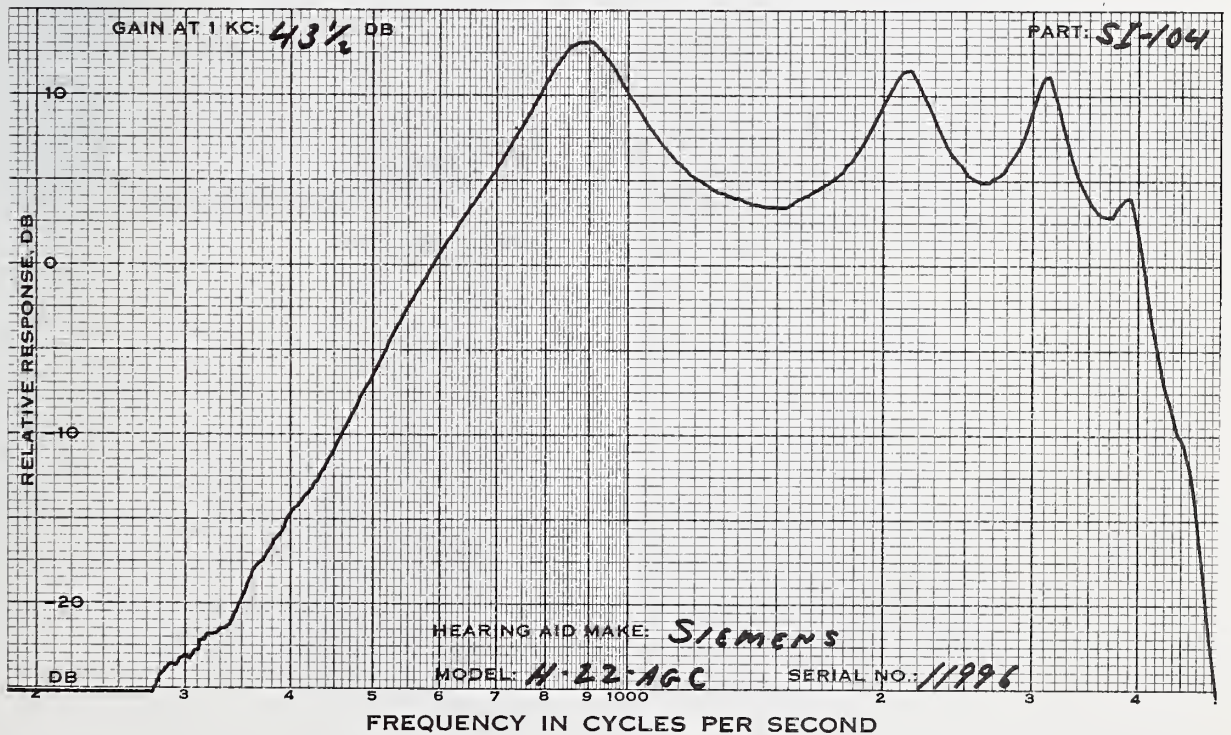
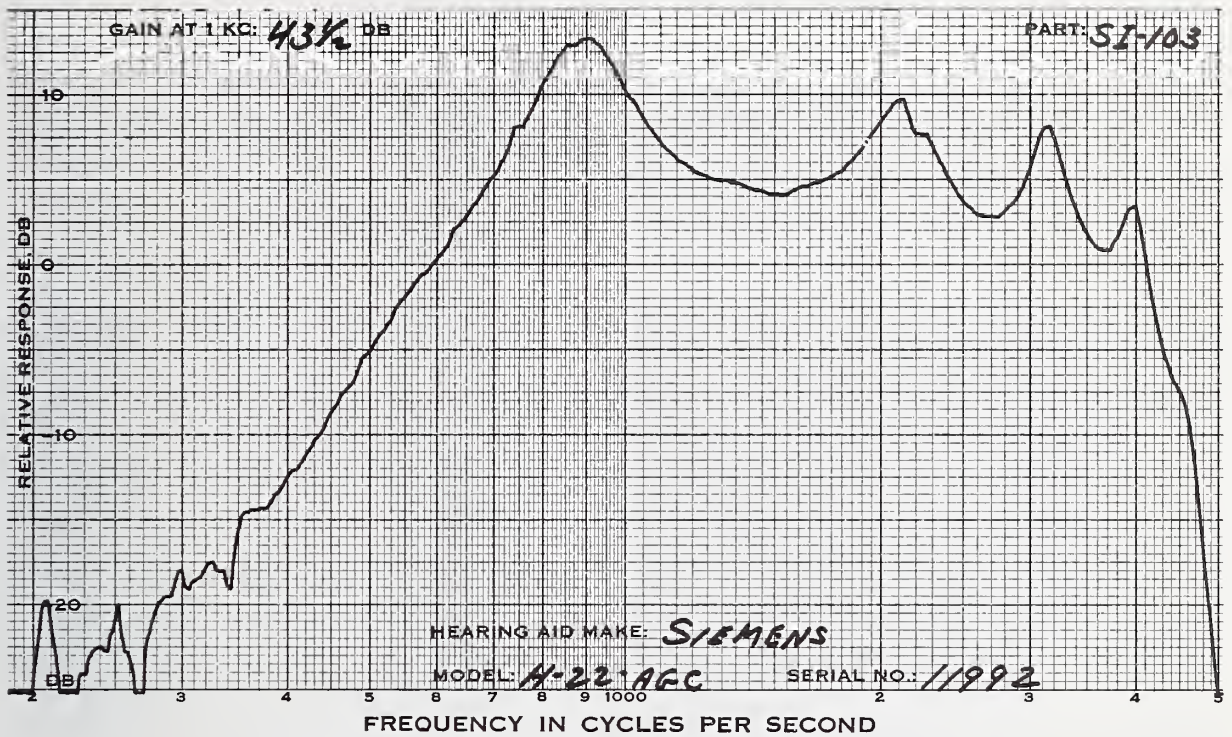
CODE	SI-103	SI-104	SI-105
SERIAL #	11992	11996	12093
DATE		APR 27, 1973	

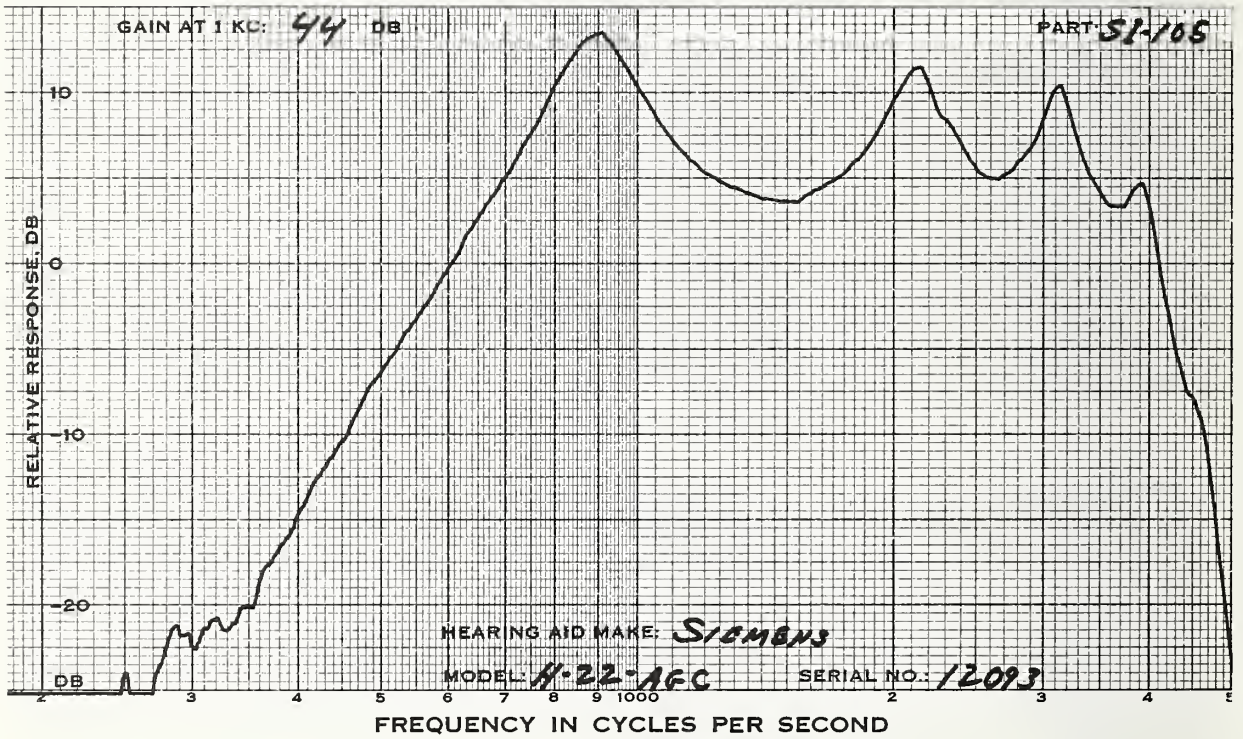
MEASUREMENTS WITH
 FULL VOL CONTROL

1KHZ GAIN DB	43.5	43.5	44.0
MPO, RANDOM NOISE			
INPUT LEVEL, DB	82.0	82.5	82.5
OUTPUT LEVEL DB	117.5	116.0	117.5

MEASUREMENTS WITH
 REDUCED VOLUME
 CONTROL SETTING

1KHZ GAIN DB	43.5(FULL)	43.5(FULL)	44.0(FULL)
HARMONIC DIST			
@INPUT LEVEL DB	67.0 77.0	66.5 76.5	68.0 78.0
500 HZ %	8 12	10 14	9 14
700 HZ %	3 13	3 12	3 12
900 HZ %	2 3	2 4	3 4
MAX DIST %	18 26	10 16	17 24
FREQ OF MAX DIS	1320 1320	500 1570	1300 1290
S/N RATIO DB			
1KHZ SIGNAL	44.0	43.5	44.0
S/HUM RATIO DB			
1KHZ SIGNAL	N.M.	N.M.	N.M.
BATTERY DRAIN, MA			
NO INPUT	1.9	1.5	1.6
65 DB INPUT	1.9	1.5	1.6
BATTERY VOLTAGE	1.38	1.37	1.37





SIEMENS OE
 MODEL:H24SL TONE: CW TUBING:1 1/8 BATTERY:675

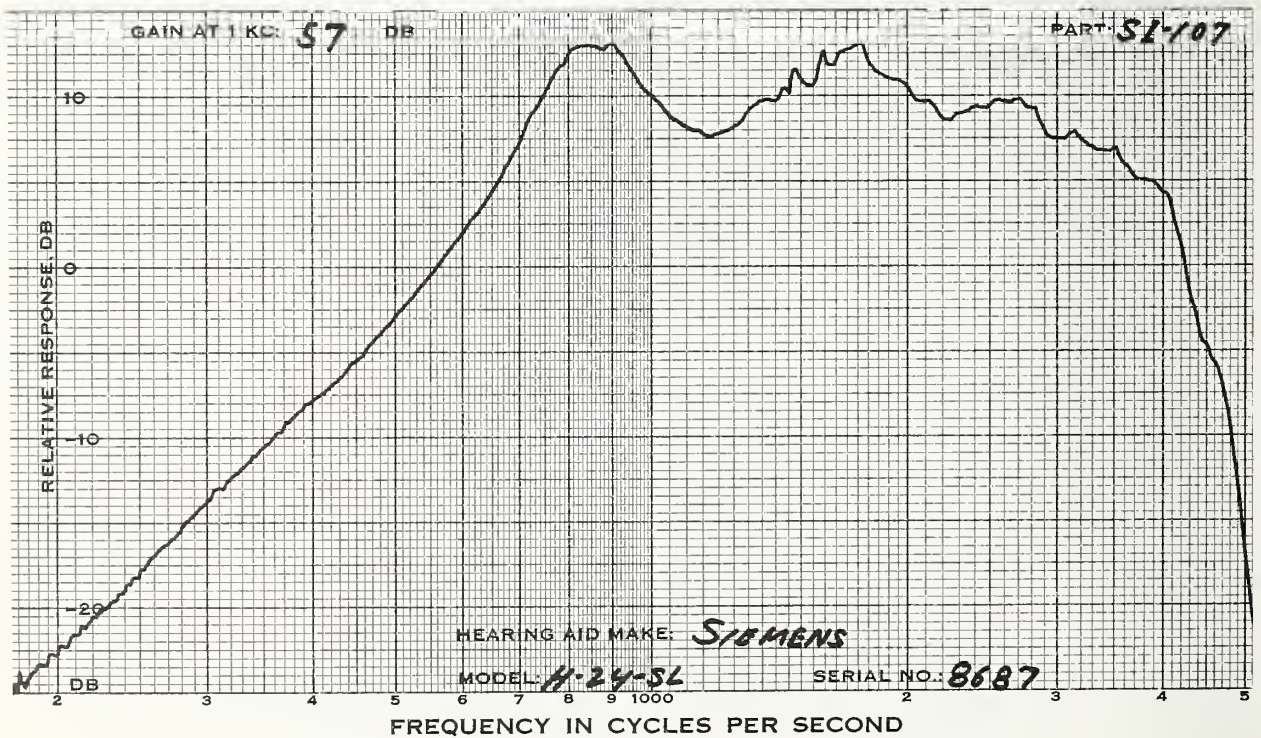
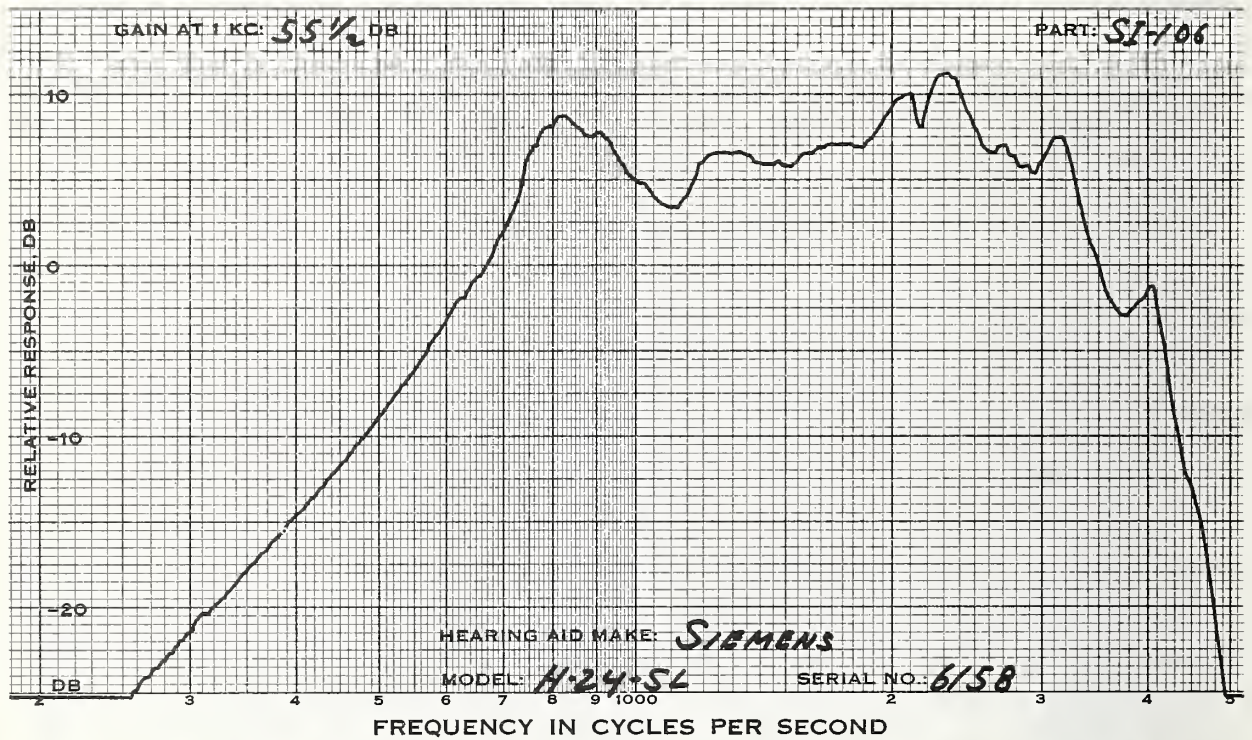
CODE	SI-106	SI-107	SI-108
SERIAL #	6158	8687	13788
DATE		APR 27, 1973	

MEASUREMENTS WITH FULL VOL CONTROL

	SI-106	SI-107	SI-108
1KHZ GAIN DB	68.0	68.0	69.0
MPO, RANDOM NOISE INPUT LEVEL, DB	77.5	74.0	75.0
OUTPUT LEVEL DB	128.0	129.0	129.5

MEASUREMENTS WITH REDUCED VOLUME CONTROL SETTING

	SI-106	SI-107	SI-108
1KHZ GAIN DB	55.5	57.0	58.0
HARMONIC DIST @INPUT LEVEL DB	60.0 70.0	60.0 70.0	60.0 70.0
500 HZ %	2 4	4 14	7 18
700 HZ %	1 2	3 8	2 7
900 HZ %	1 1	1 5	1 6
MAX DIST %	6 13	5 14	7 18
FREQ OF MAX DIS	2080 2070	1320 500	500 500
S/N RATIO DB			
1KHZ SIGNAL	46.0	44.0	44.5
S/HUM RATIO DB			
1KHZ SIGNAL	N.M.	N.M.	N.M.
BATTERY DRAIN, MA			
NO INPUT	2.4	2.3	2.2
65 DB INPUT	3.3	2.9	3.1
BATTERY VOLTAGE	1.33	1.35	1.36



SIEMENS DE HIGH PASS
 MODEL:H-360 TONE:NONE TUBING:1 1/8 BATTERY:RM13

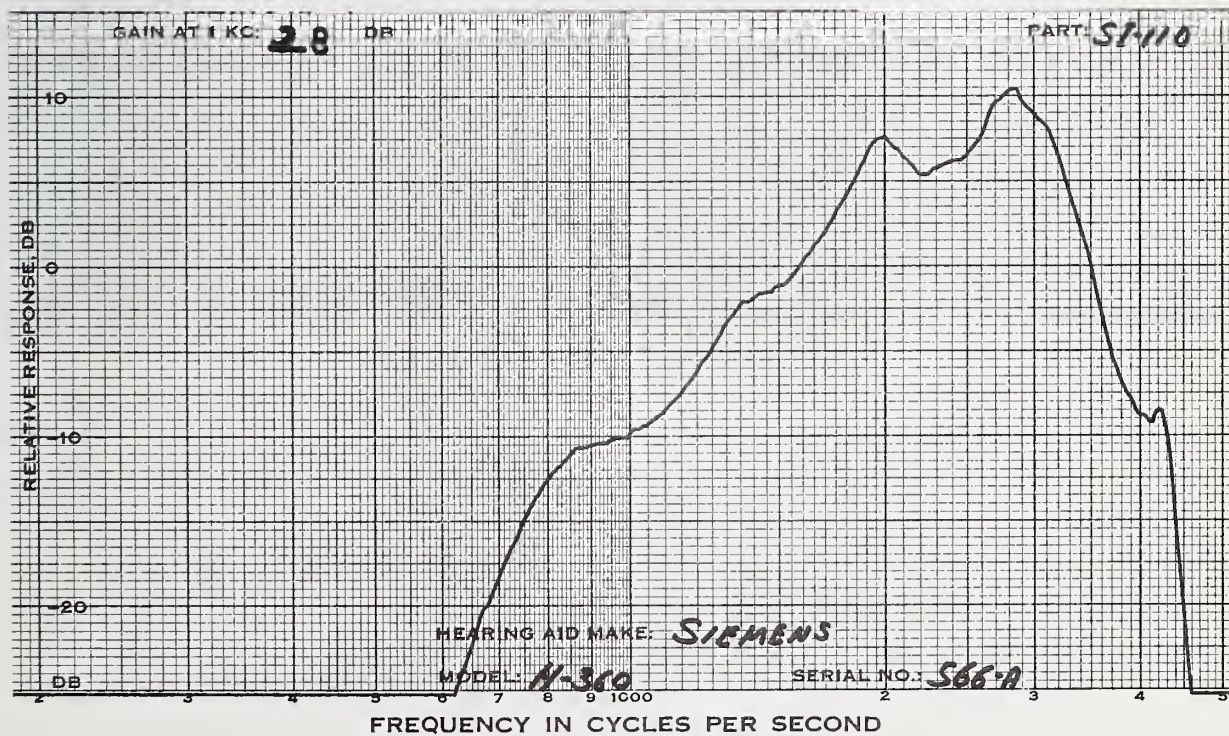
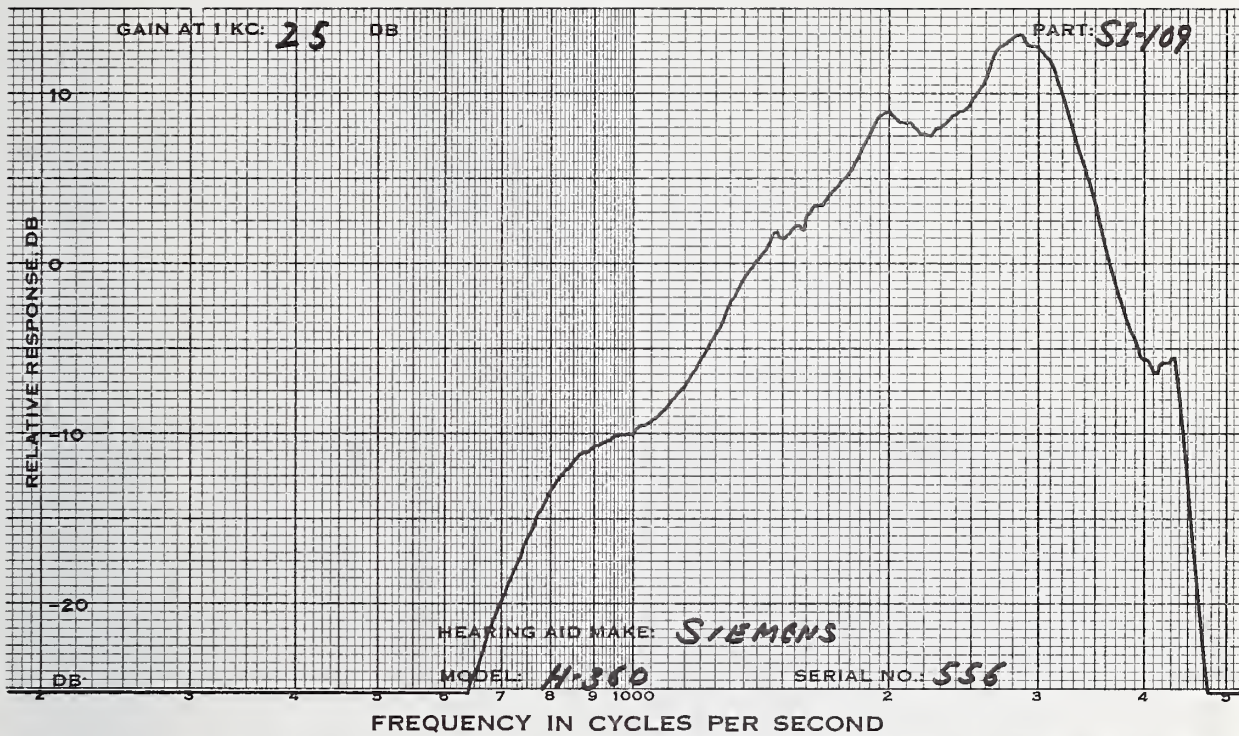
CODE	SI-109	SI-110	SI-111
SERIAL #	556	566A	756
DATE		APR 26, 1973	

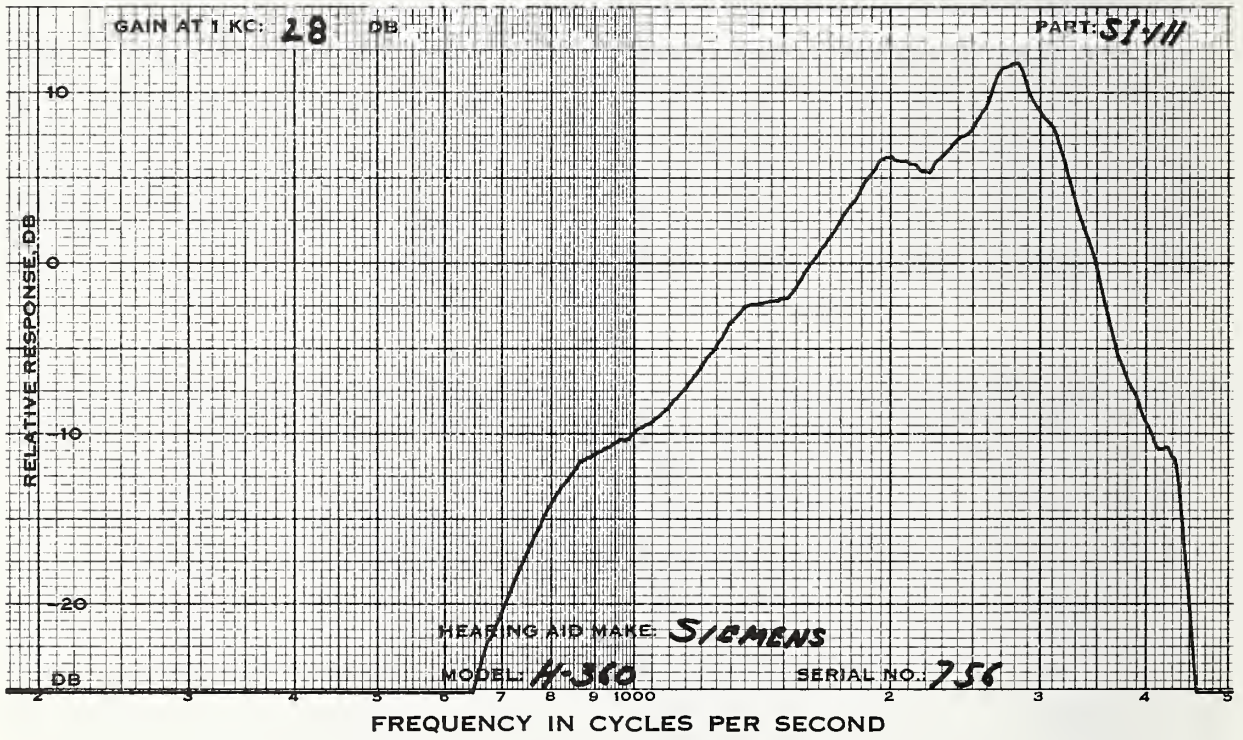
MEASUREMENTS WITH
 FULL VOL CONTROL

1KHZ GAIN DB	28.5	31.0	31.0
MPO, RANDOM NOISE			
INPUT LEVEL, DB	76.5	75.5	75.0
OUTPUT LEVEL DB	109.5	110.0	110.0

MEASUREMENTS WITH
 REDUCED VOLUME
 CONTROL SETTING

1KHZ GAIN DB	25.0	28.0	28.0
HARMONIC DIST			
@INPUT LEVEL DB	60.0 70.0	60.0 70.0	60.0 70.0
900 HZ %	4 4	4 4	4 3
1500 HZ %	2 2	2 5	2 0
2000 HZ %	0 2	0 1	1 2
MAX DIST %	5 8	4 5	5 10
FREQ OF MAX DIS	1190 1300	500 700	1230 1300
S/N RATIO DB			
1KHZ SIGNAL	34.0	36.5	37.0
S/HUM RATIO DB			
1KHZ SIGNAL	N.M.	N.M.	N.M.
BATTERY DRAIN, MA			
NO INPUT	.4	.4	.4
65 DB INPUT	.4	.4	.4
BATTERY VOLTAGE	1.38	1.36	1.41
S/N 2KHZ	52.0	52.5	52.0





SIEMENS OE HIGH PASS
 MODEL:LG360 TONE:CCW TUBING:1 1/8 BATTERY:RM-13

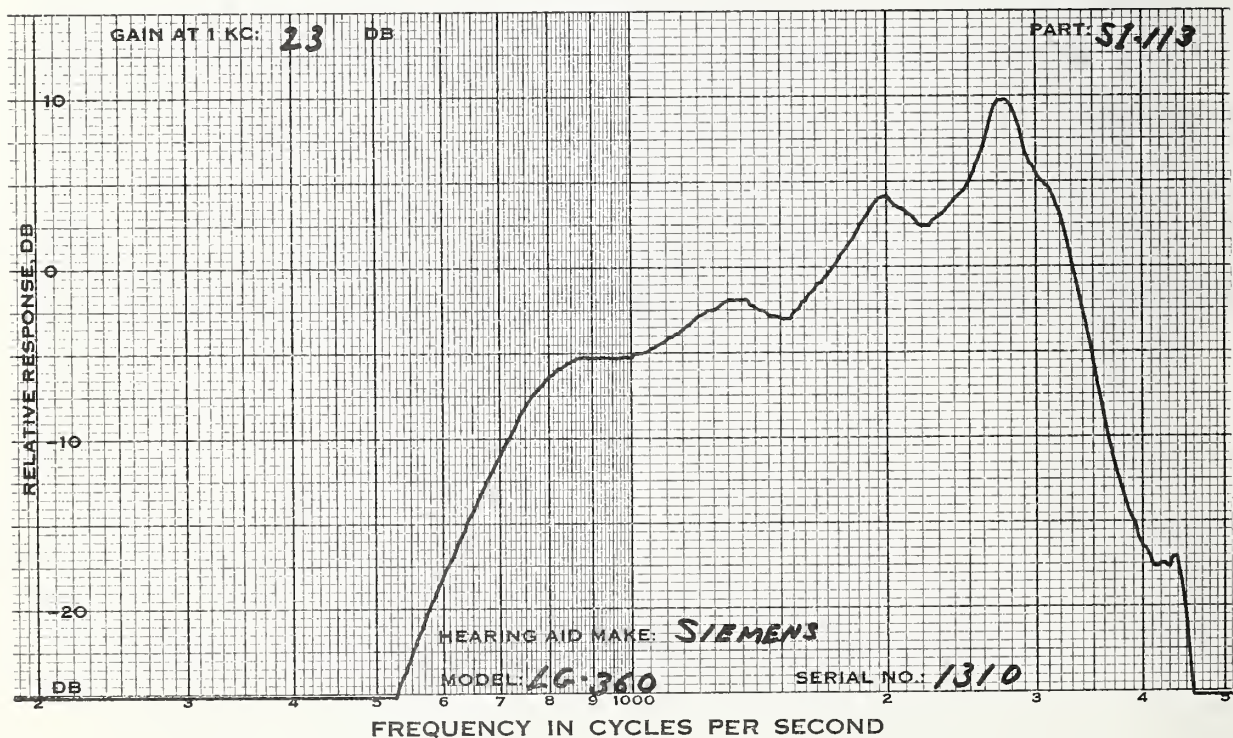
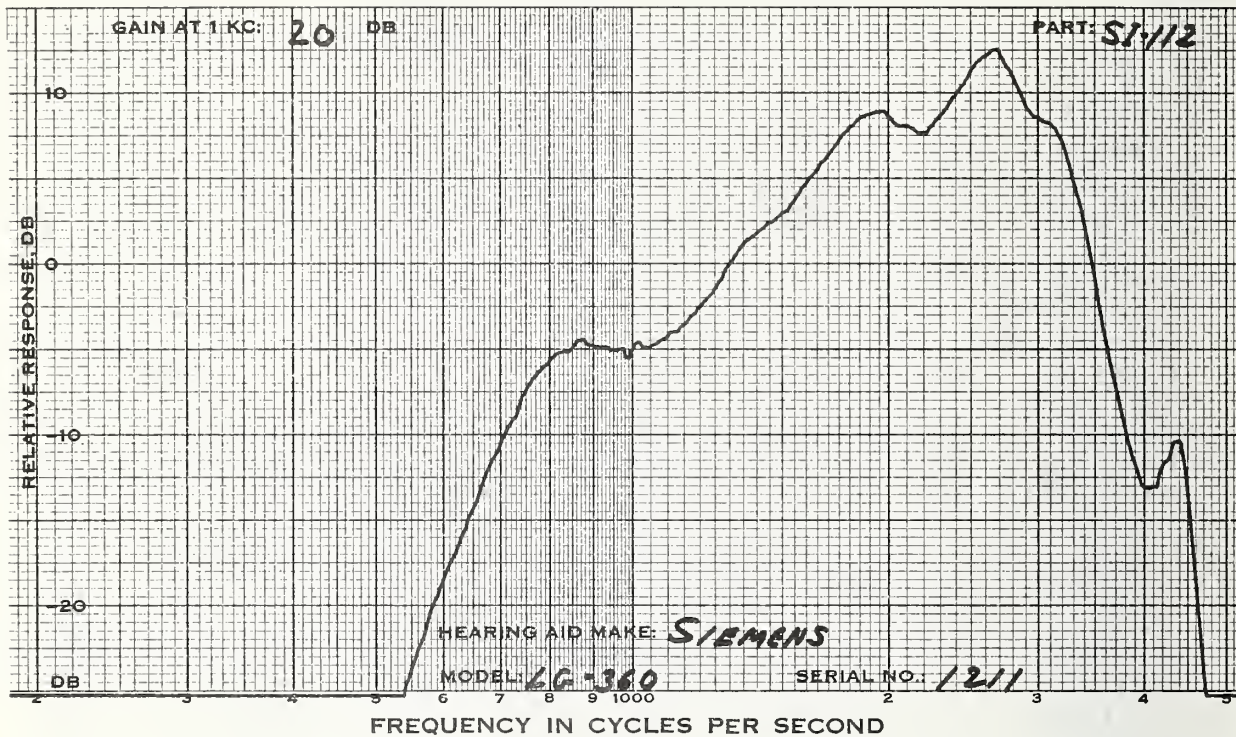
CODE	SI-112	SI-113	SI-114
SERIAL #	1211	1310	1332
DATE		APR 26, 1973	

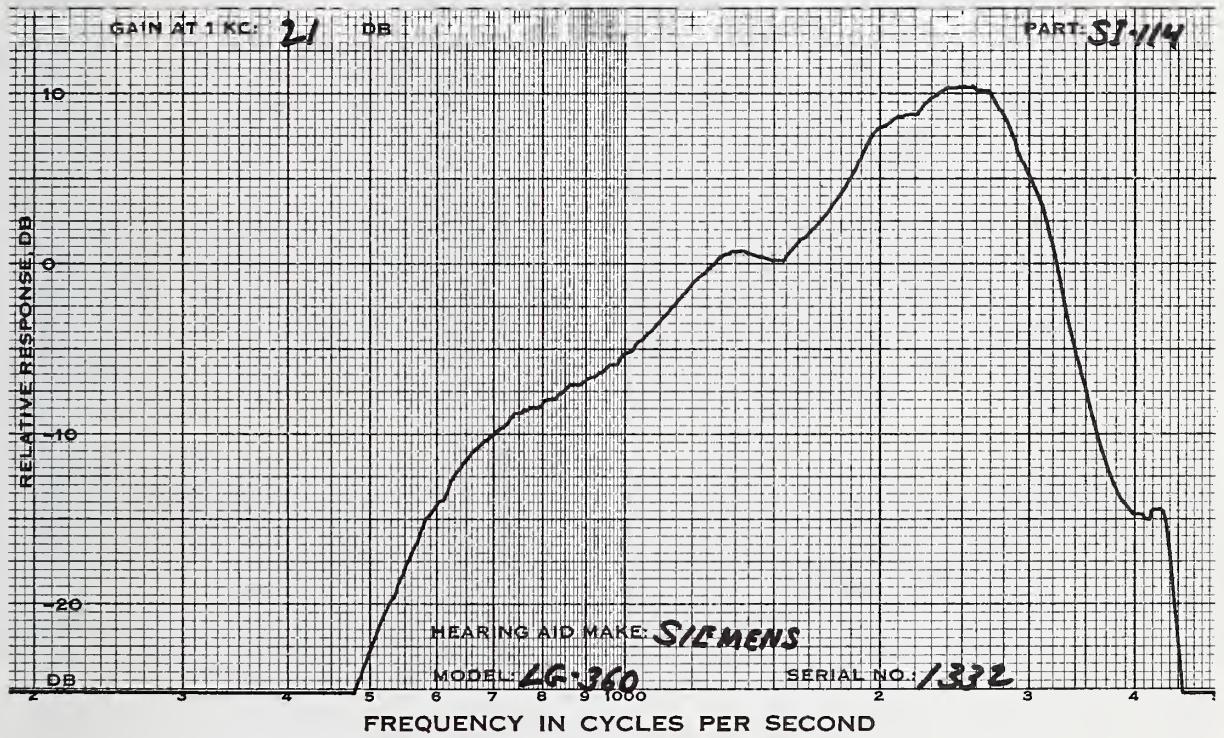
MEASUREMENTS WITH
 FULL VOL CONTROL

1KHZ GAIN DB	20.0	23.0	21.0
MPO, RANDOM NOISE			
INPUT LEVEL, DB	82.5	83.5	82.0
OUTPUT LEVEL DB	109.5	108.5	106.5

MEASUREMENTS WITH
 REDUCED VOLUME
 CONTROL SETTING

1KHZ GAIN DB	20.0(FULL)		23.0(FULL)		21.0(FULL)	
HARMONIC DIST						
@INPUT LEVEL DB	69.0	79.0	70.0	80.0	67.0	77.0
900 HZ %	2	2	1	1	1	1
1500 HZ %	1	3	2	5	2	7
2000 HZ %	0	1	0	1	0	1
MAX DIST %	5	12	4	8	5	16
FREQ OF MAX DIS	1280	1320	1380	1350	1270	1320
S/N RATIO DB						
1KHZ SIGNAL	38.0		41.0		39.0	
S/HUM RATIO DB						
1KHZ SIGNAL	N.M.		N.M.		N.M.	
BATTERY DRAIN, MA						
NO INPUT	.7		.7		.6	
65 DB INPUT	.7		.7		.6	
BATTERY VOLTAGE	1.37		1.37		1.38	
S/N 2KHZ	52.5		49.5		53.0	





SIEMENS OB
 MODEL:394 TONE:SEE BELOW EARPHONE:14A BATTERY:MN9100

CODE	SI-115	SI-116	SI-117
SERIAL #	27997	28614	28918
DATE		APR 25, 1973	

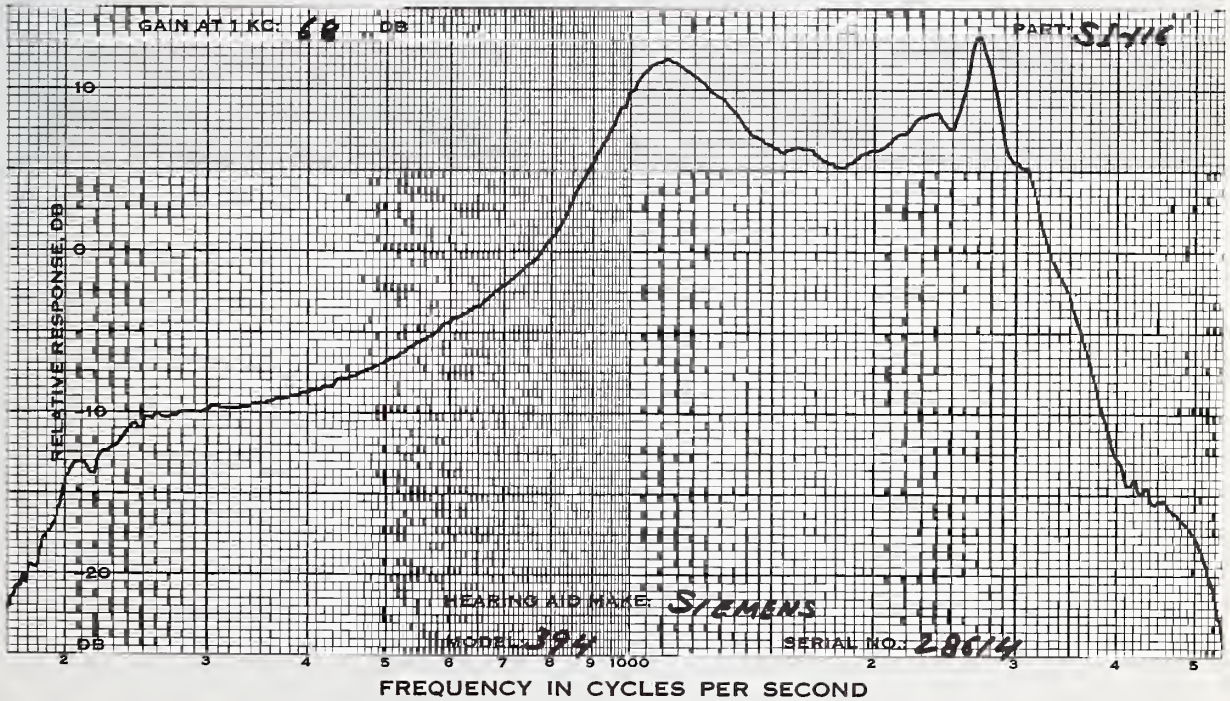
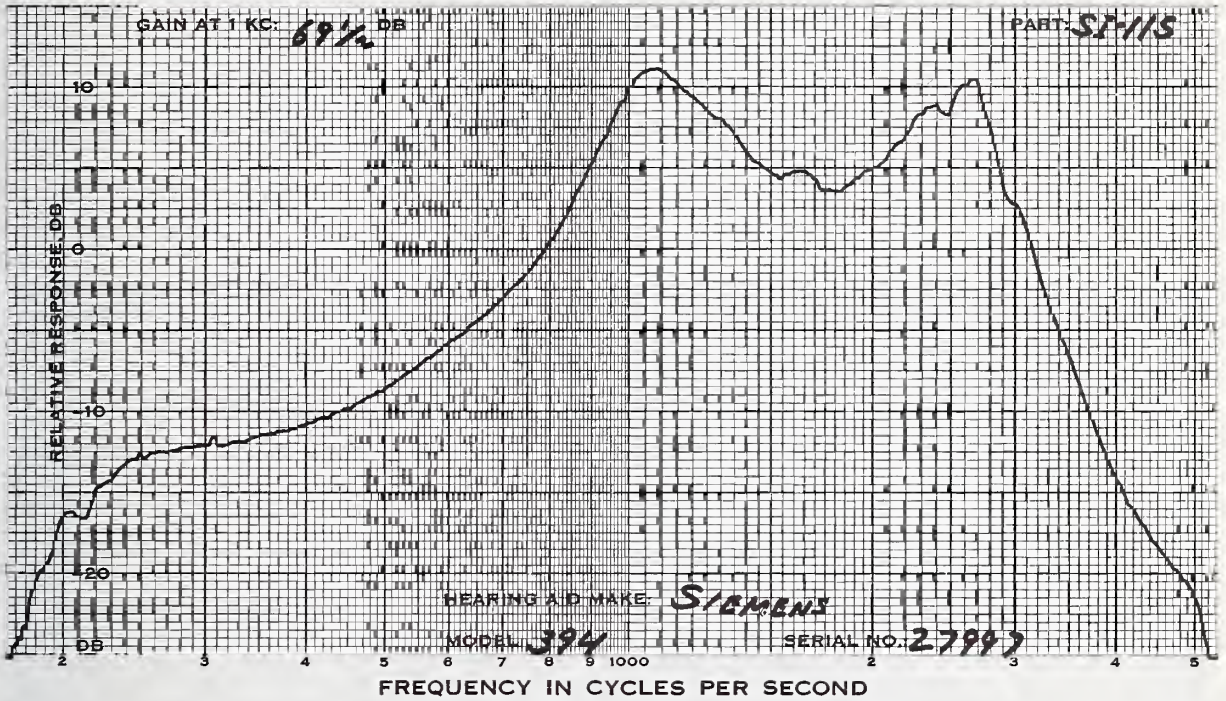
MEASUREMENTS WITH
 FULL VOL CONTROL

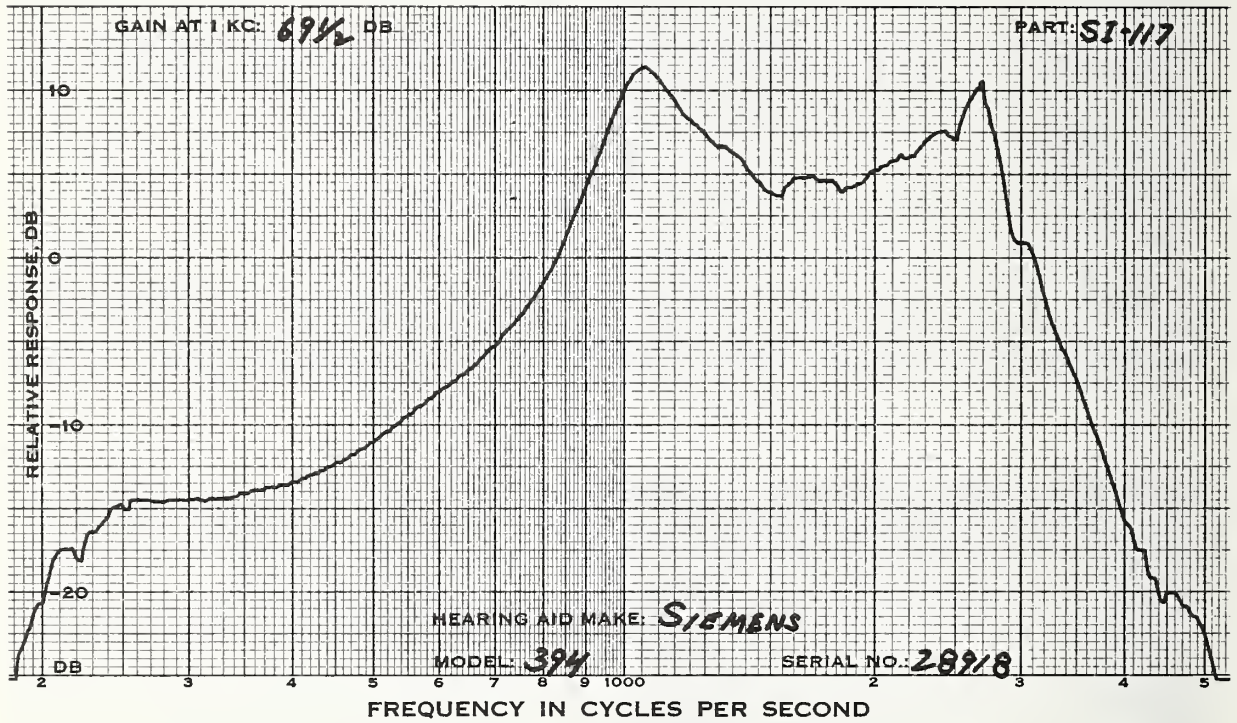
1KHZ GAIN DB	82.5	82.0	84.0
MPO, RANDOM NOISE			
INPUT LEVEL, DB	68.5	69.0	70.5
OUTPUT LEVEL DB	136.0	135.5	134.5

MEASUREMENTS WITH
 REDUCED VOLUME
 CONTROL SETTING

1KHZ GAIN DB	69.5	68.0	69.5
HARMONIC DIST			
@INPUT LEVEL DB	60.0 70.0	60.0 70.0	60.0 70.0
500 HZ %	6 7	6 6	11 14
700 HZ %	1 5	2 4	2 4
900 HZ %	1 5	3 7	2 4
MAX DIST %	6 7	6 9	11 14
FREQ OF MAX DIS	500 500	500 880	500 500
S/N RATIO DB			
1KHZ SIGNAL	55.5	47.0	56.0
S/HUM RATIO DB			
1KHZ SIGNAL	N.M.	N.M.	N.M.
BATTERY DRAIN, MA			
NO INPUT	5.9	6.0	6.2
65 DB INPUT	9.4	9.0	9.7
BATTERY VOLTAGE	1.48	1.50	1.48

TONE:N PC:CW VOL REG:T





SONOTONE OE
 MODEL:36-13 MIKE ROTOR VALVE FORWARD TUBING:1 1/8 BATTERY:RM13

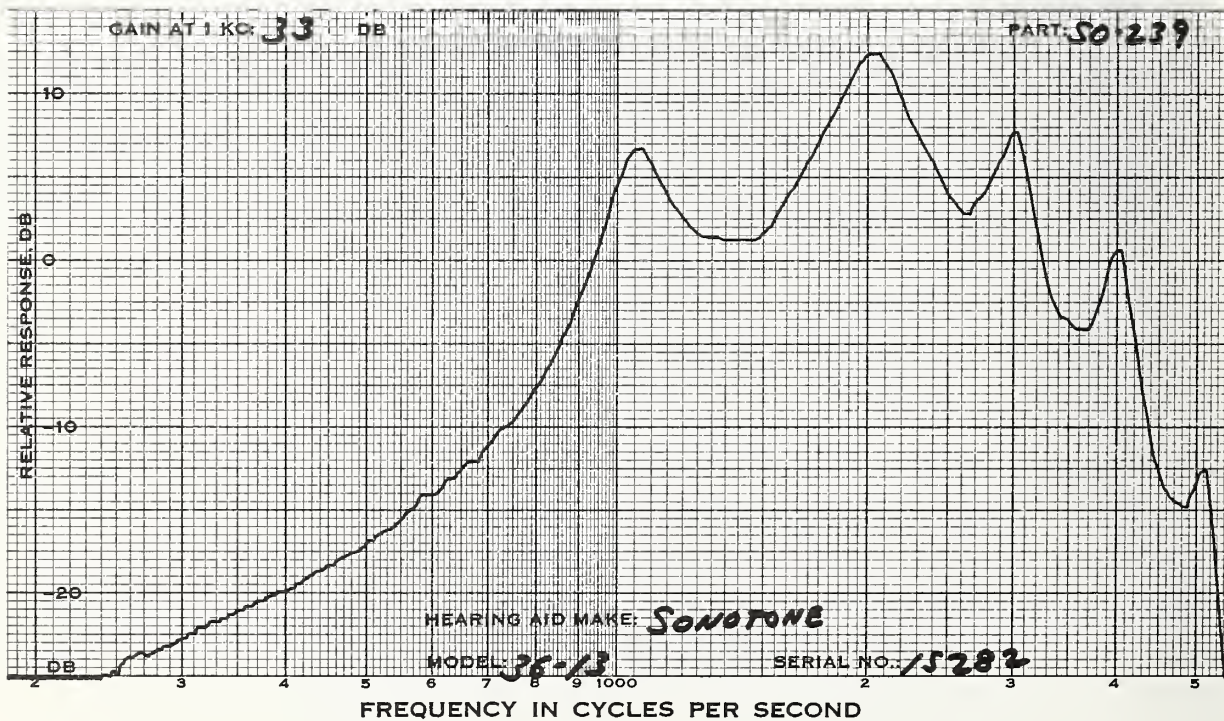
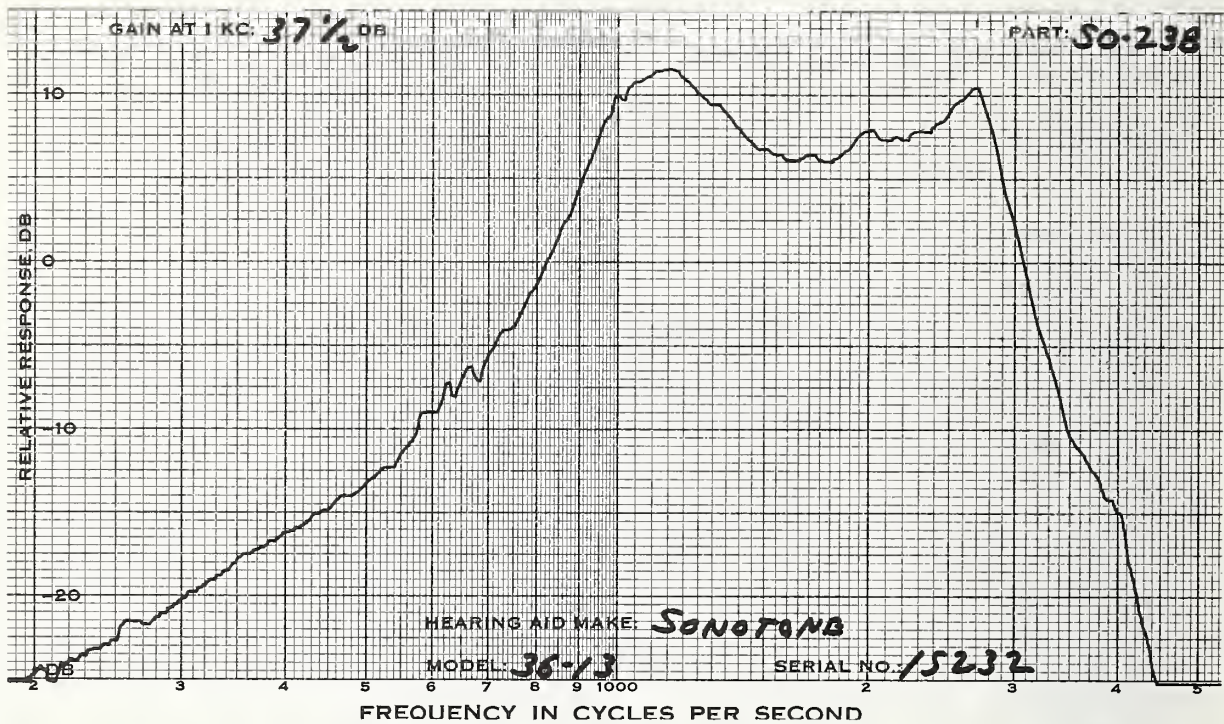
CODE	SO-238	SO-239	SO-24
SERIAL #	15232	15282	015314
DATE		MAY 31, 1973	

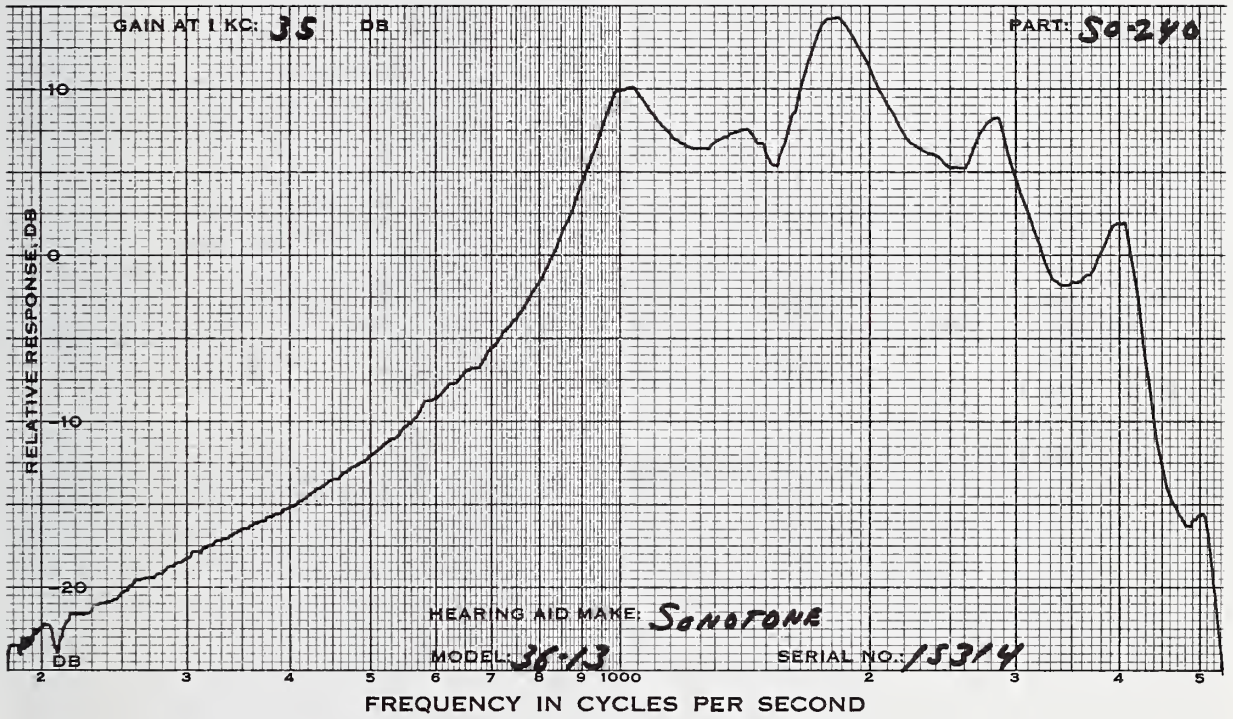
MEASUREMENTS WITH
FULL VOL CONTROL

1KHZ GAIN DB	37.5	33.0	39.0
MPO, RANDOM NOISE			
INPUT LEVEL, DB	79.0	80.0	78.0
OUTPUT LEVEL DB	105.5	103.5	104.0

MEASUREMENTS WITH
REDUCED VOLUME
CONTROL SETTING

1KHZ GAIN DB	37.5(FULL)		33.0(FULL)		35.0	
HARMONIC DIST						
@INPUT LEVEL DB	61.0	71.0	60.0	70.0	60.0	70.0
500 HZ %	10	6	8	8	10	4
700 HZ %	4	2	3	2	2	1
900 HZ %	1	1	2	3	2	1
MAX DIST %	10	6	8	8	10	4
FREQ OF MAX DIS	500	500	500	500	500	500
S/N RATIO DB						
1KHZ SIGNAL	46.0		45.5		46.5	
S/HUM RATIO DB						
1KHZ SIGNAL	N.M.		N.M.		N.M.	
BATTERY DRAIN, MA						
NO INPUT	.6		.6		.7	
65 DB INPUT	.6		.6		.7	
BATTERY VOLTAGE	1.37		1.36		1.37	





SONOTONE

OE

MODEL:36-21 MIKE ROTOR VALVE FORWARD TUBING:1 1/8 BATTERY:RM13

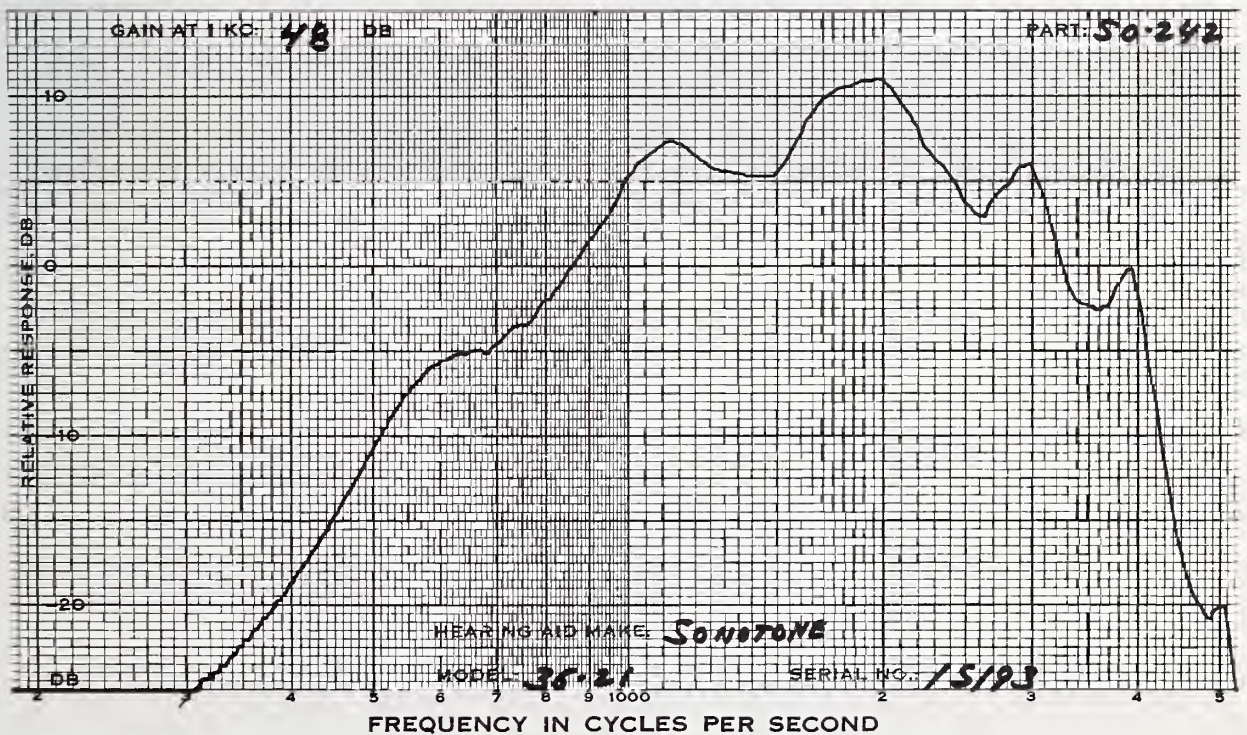
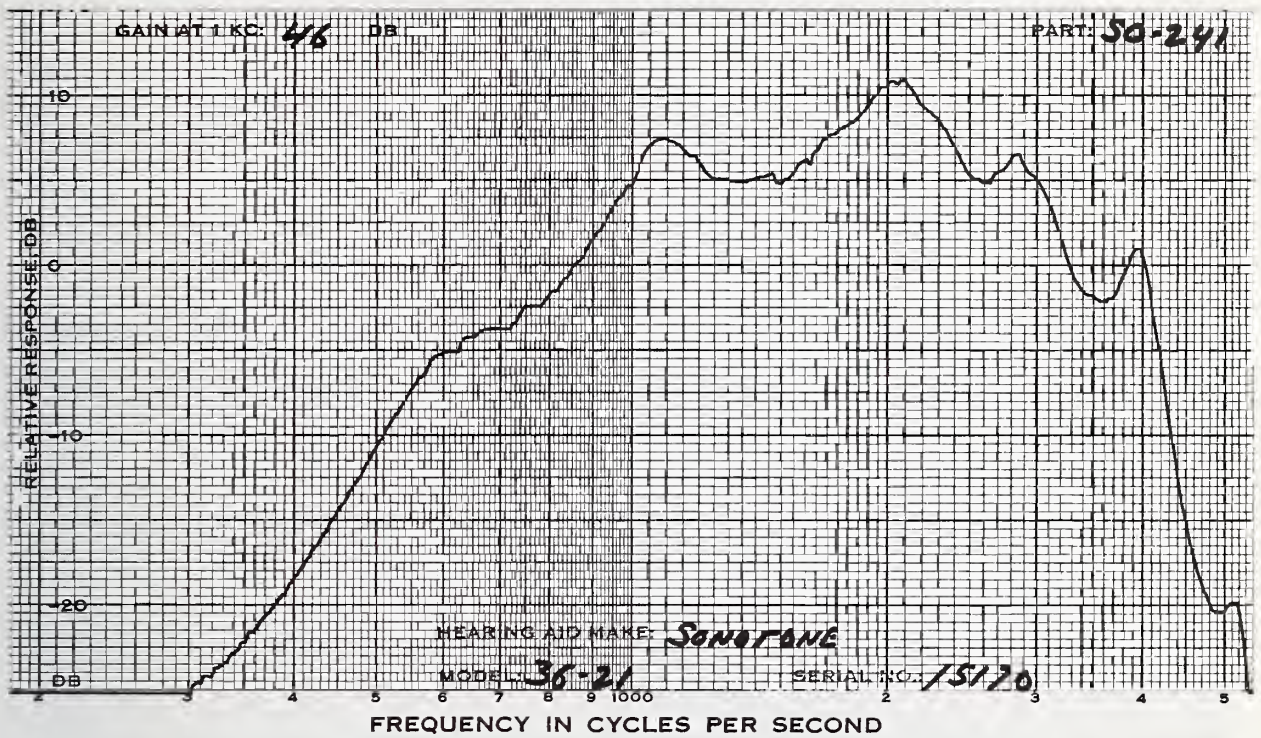
CODE	SO-241	SO-242	SO-243
SERIAL #	15170	15193	15206
DATE		MAY 31, 1973	

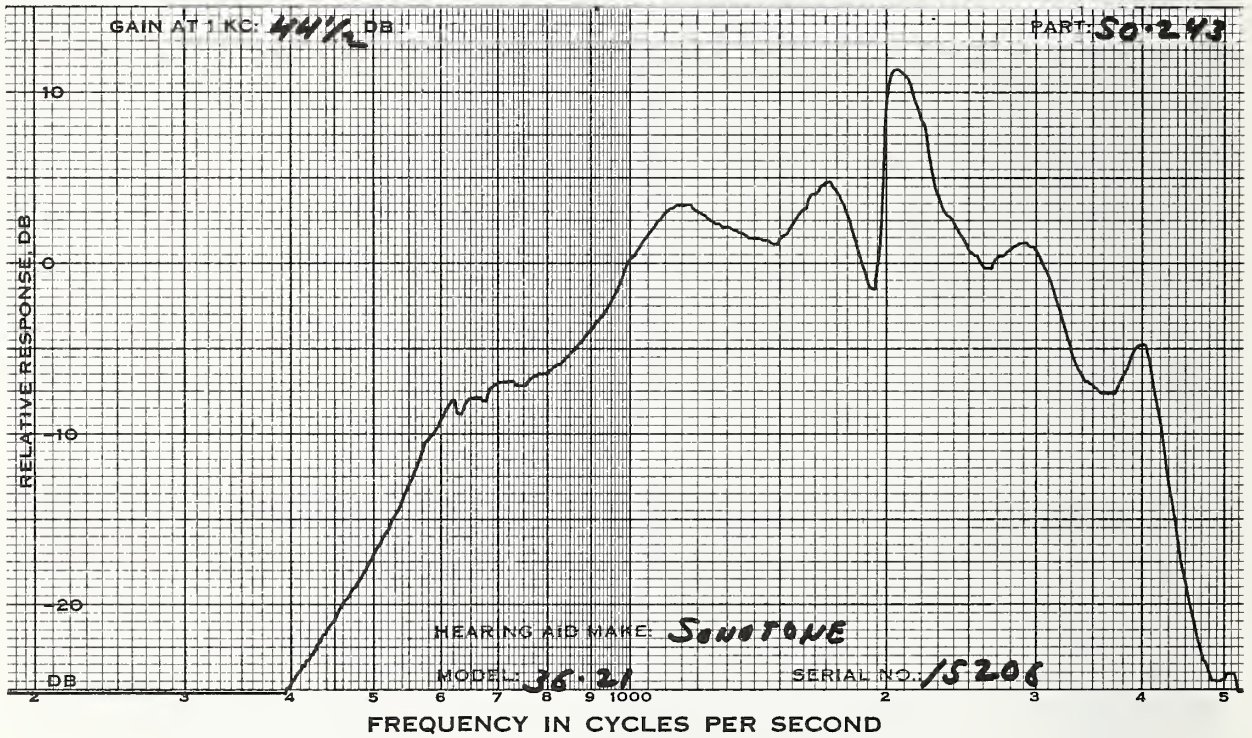
MEASUREMENTS WITH FULL VOL CONTROL

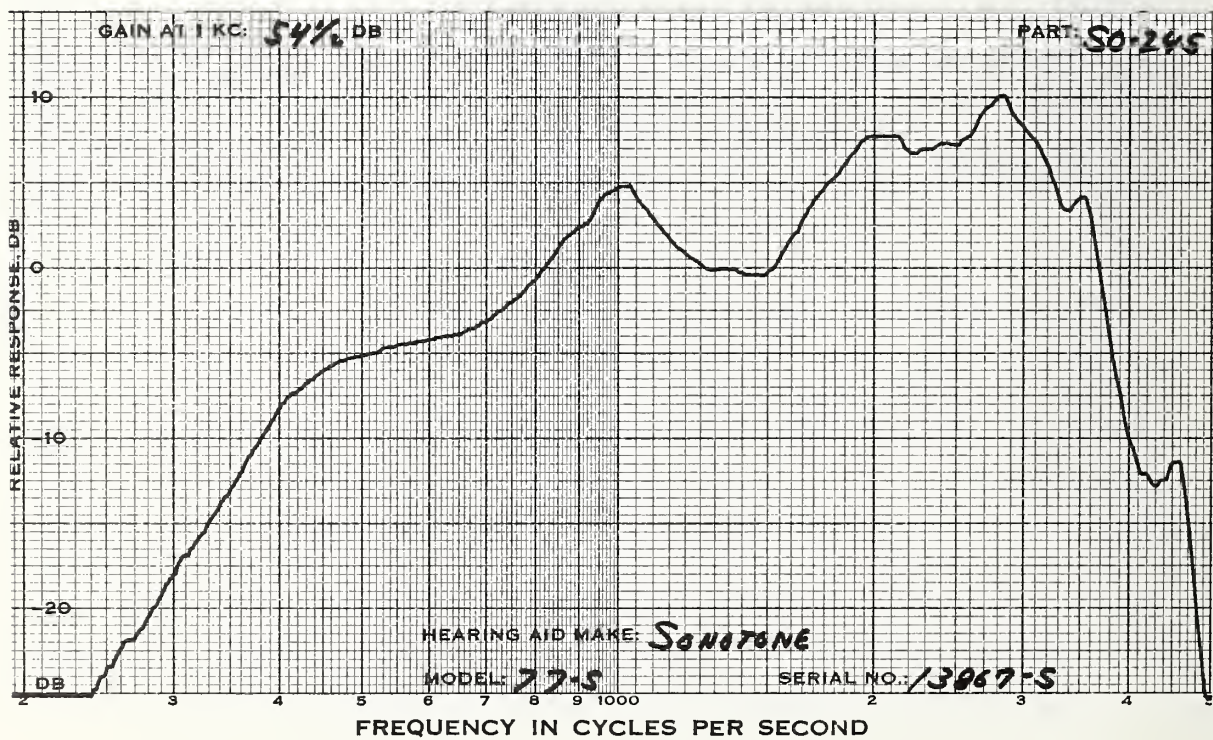
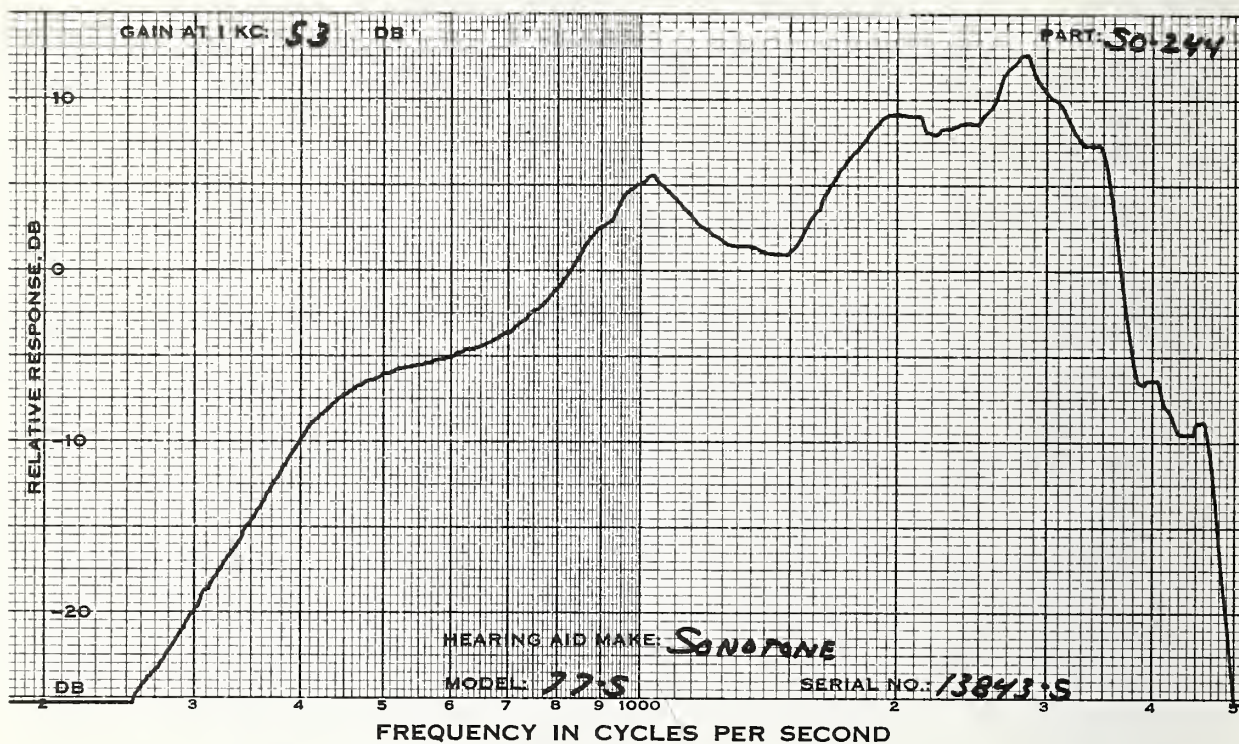
1KHZ GAIN DB	46.0	48.0	47.5
MPO, RANDOM NOISE INPUT LEVEL, DB	81.0	82.0	81.0
OUTPUT LEVEL DB	117.5	118.5	118.0

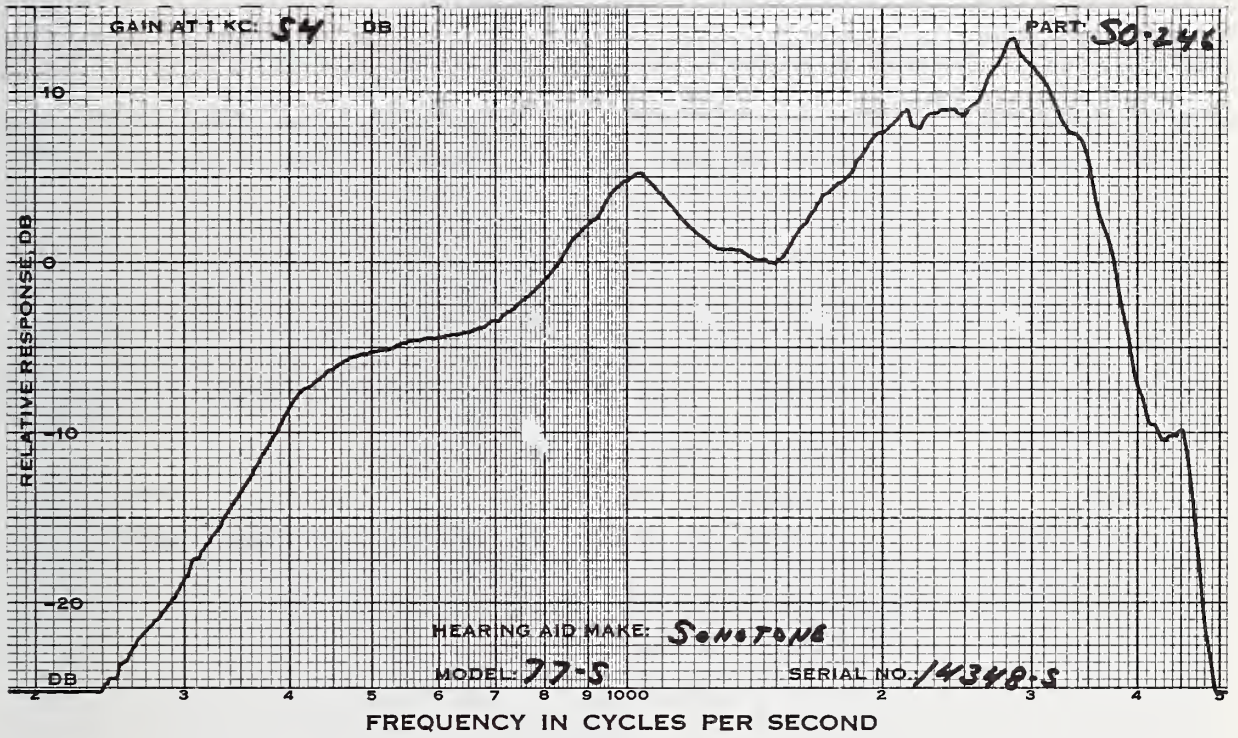
MEASUREMENTS WITH REDUCED VOLUME CONTROL SETTING

1KHZ GAIN DB	46.0(FULL)	48.0(FULL)	44.5
HARMONIC DIST @INPUT LEVEL DB	62.0 72.0	60.0 70.0	60.0 70.0
500 HZ %	8 12	9 14	7 11
700 HZ %	2 4	3 6	4 6
900 HZ %	1 3	2 5	2 2
MAX DIST %	8 35	9 50	18 47
FREQ OF MAX DIS	500 1940	500 1630	2000 2000
S/N RATIO DB			
1KHZ SIGNAL	41.0	40.5	40.5
S/HUM RATIO DB			
1KHZ SIGNAL	N.M.	N.M.	N.M.
BATTERY DRAIN, MA			
NO INPUT	.9	1.1	.9
65 DB INPUT	.9	1.1	.9
BATTERY VOLTAGE	1.37	1.36	1.37









SONOTONE

OB

MODEL:670XV TONE:F-N-N-P RED INSERT EARPHONE:41-21RD BATTERY:TR132

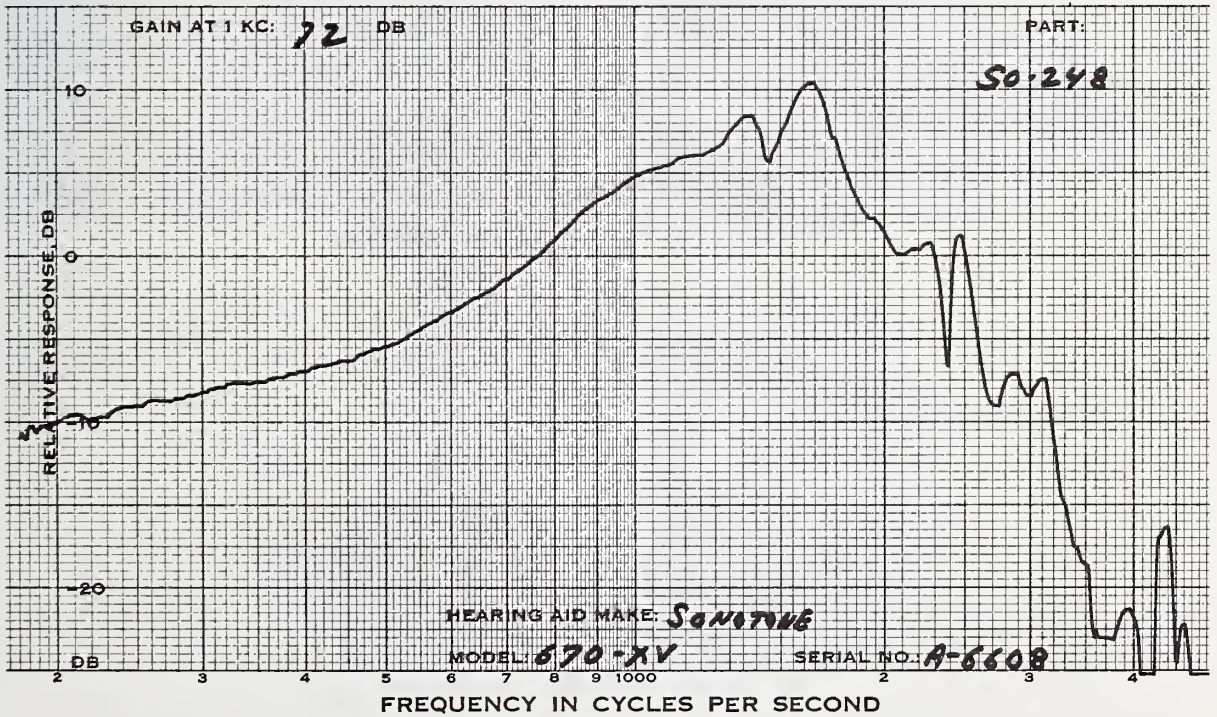
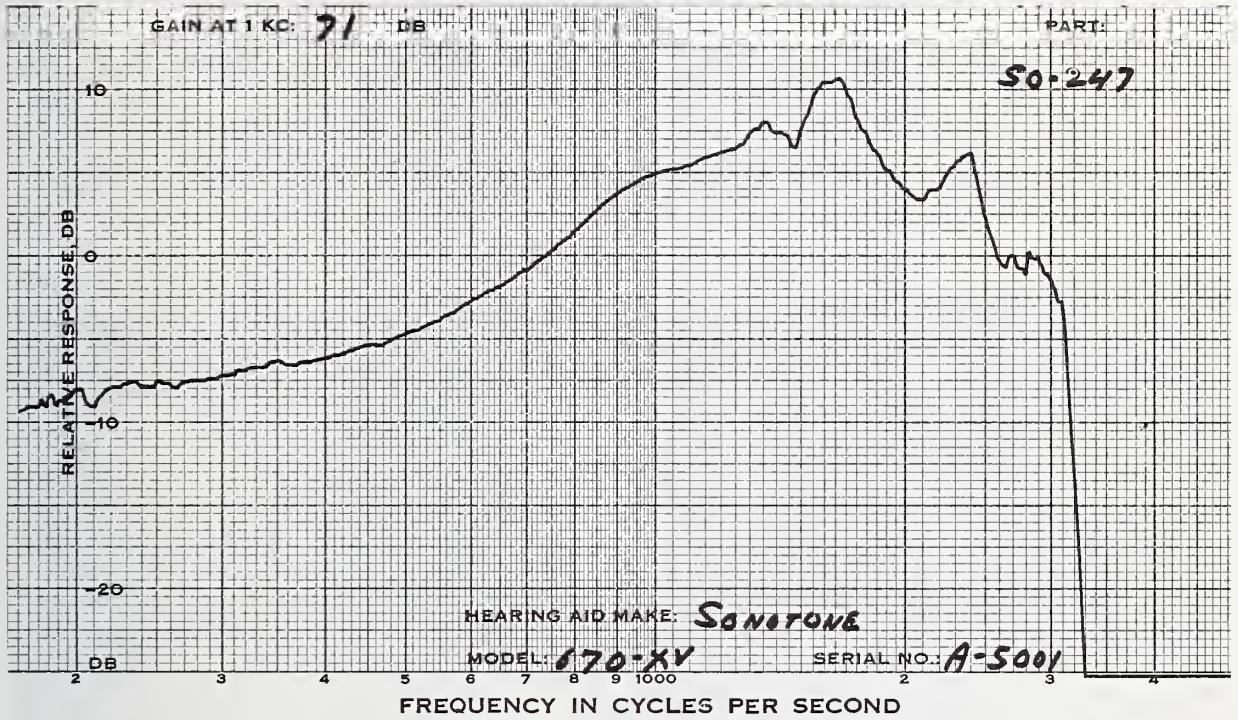
CODE	SO-247	SO-248	SO-249
SERIAL #	A-5001	A-6608	A-6678
DATE		MAY 2, 1973	

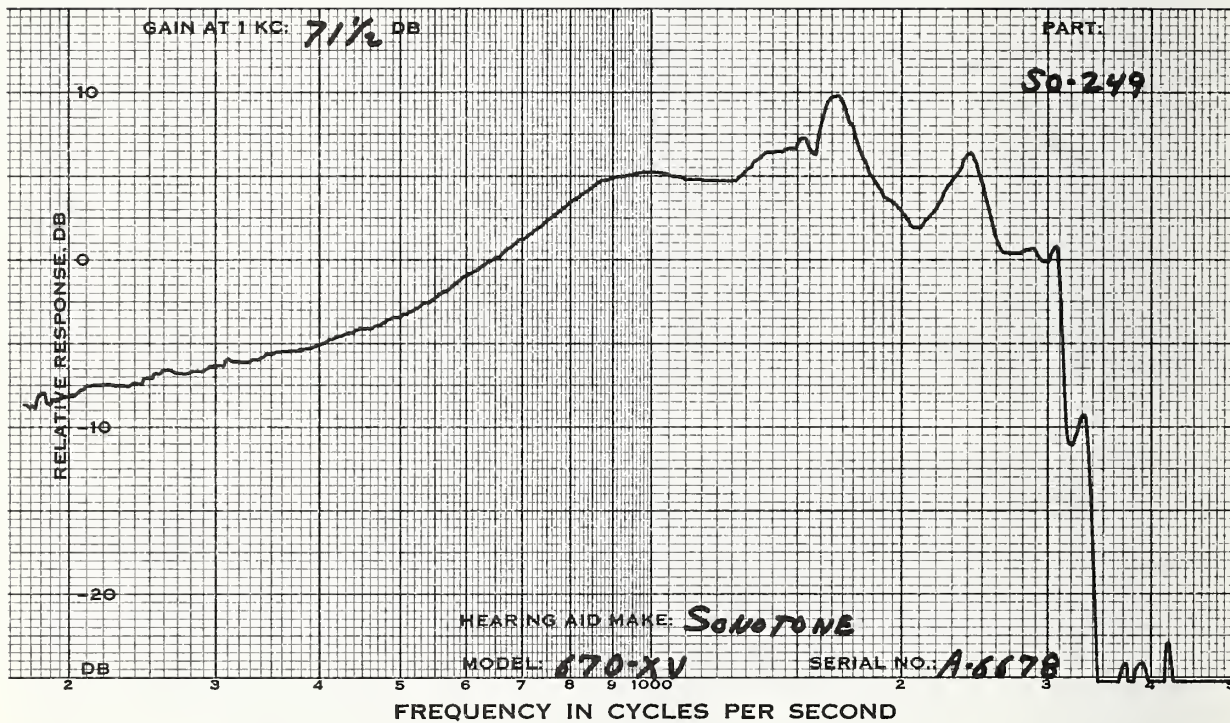
MEASUREMENTS WITH FULL VOL CONTROL

1KHZ GAIN DB	82.0	81.0	84.5
MPO, RANDOM NOISE INPUT LEVEL, DB	71.5	74.5	68.0
OUTPUT LEVEL DB	141.5	141.0	141.5

MEASUREMENTS WITH REDUCED VOLUME CONTROL SETTING

1KHZ GAIN DB	71.0	72.0	71.5
HARMONIC DIST @INPUT LEVEL DB	60.0 70.0	60.0 70.0	60.0 70.0
500 HZ %	13 23	12 8	8 20
700 HZ %	4 11	2 10	2 8
900 HZ %	2 4	3 11	1 3
MAX DIST %	13 23	12 19	8 20
FREQ OF MAX DIS	500 500	500 1360	500 500
S/N RATIO DB			
1KHZ SIGNAL	51.5	53.0	50.5
S/HUM RATIO DB			
1KHZ SIGNAL	N.M.	N.M.	N.M.
BATTERY DRAIN, MA			
NO INPUT	8.6	8.5	8.5
65 DB INPUT	24.5	25.0	25.0
BATTERY VOLTAGE	2.60	2.57	2.60





SONOTONE
 MODEL:40-6 TONE:NONE TUBING:1 1/2 BATTERY:S76

EG

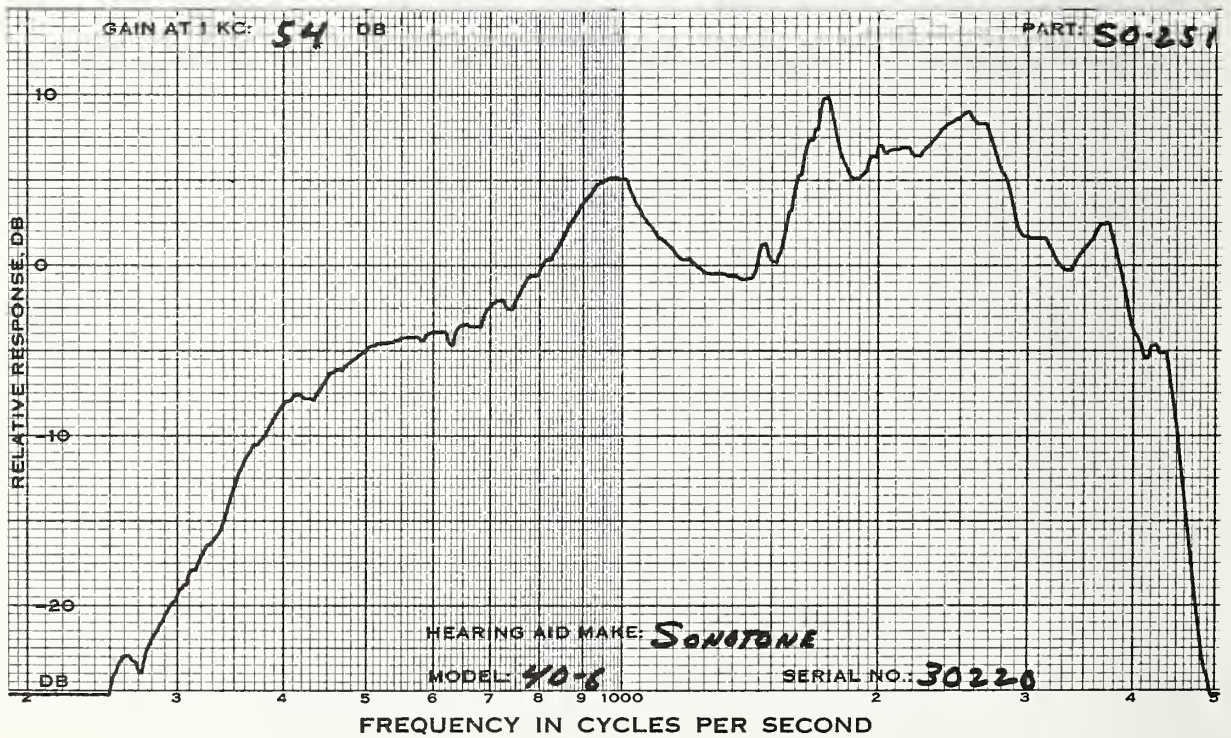
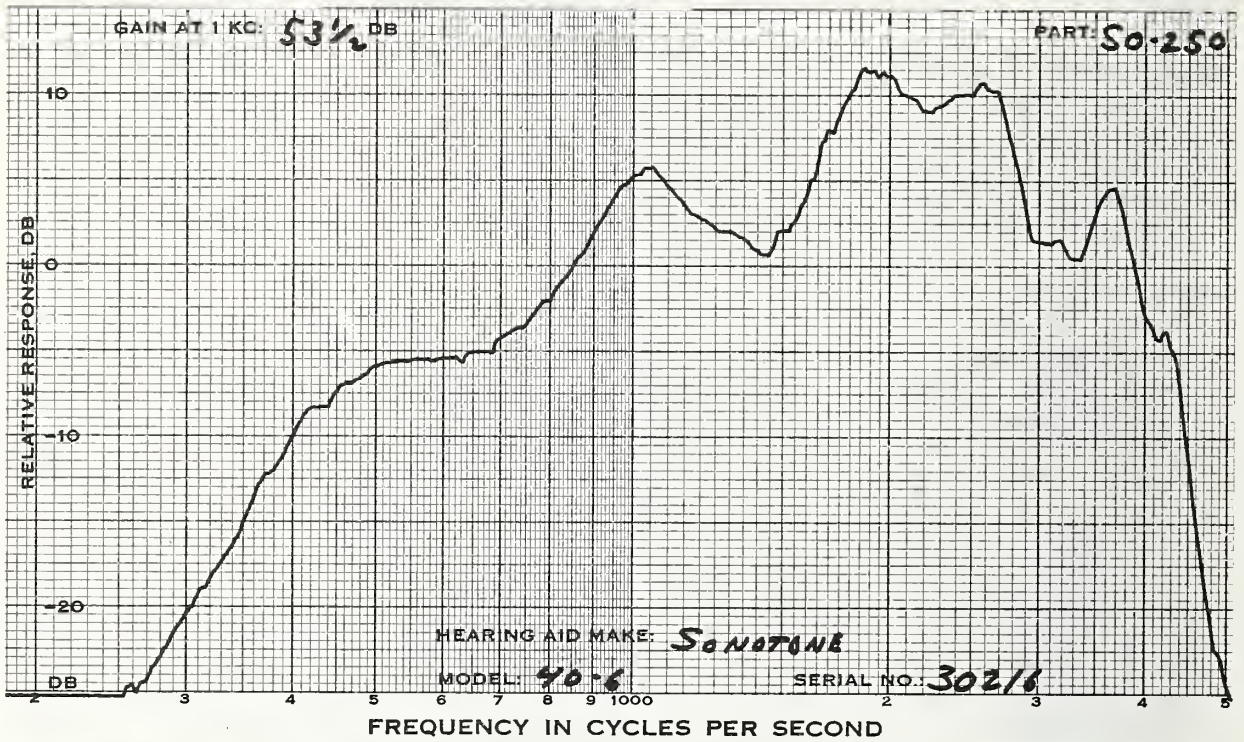
CODE	SO-250	SO-251	SO-252
SERIAL #	30216	30220	30229
DATE		MAY 1, 1973	

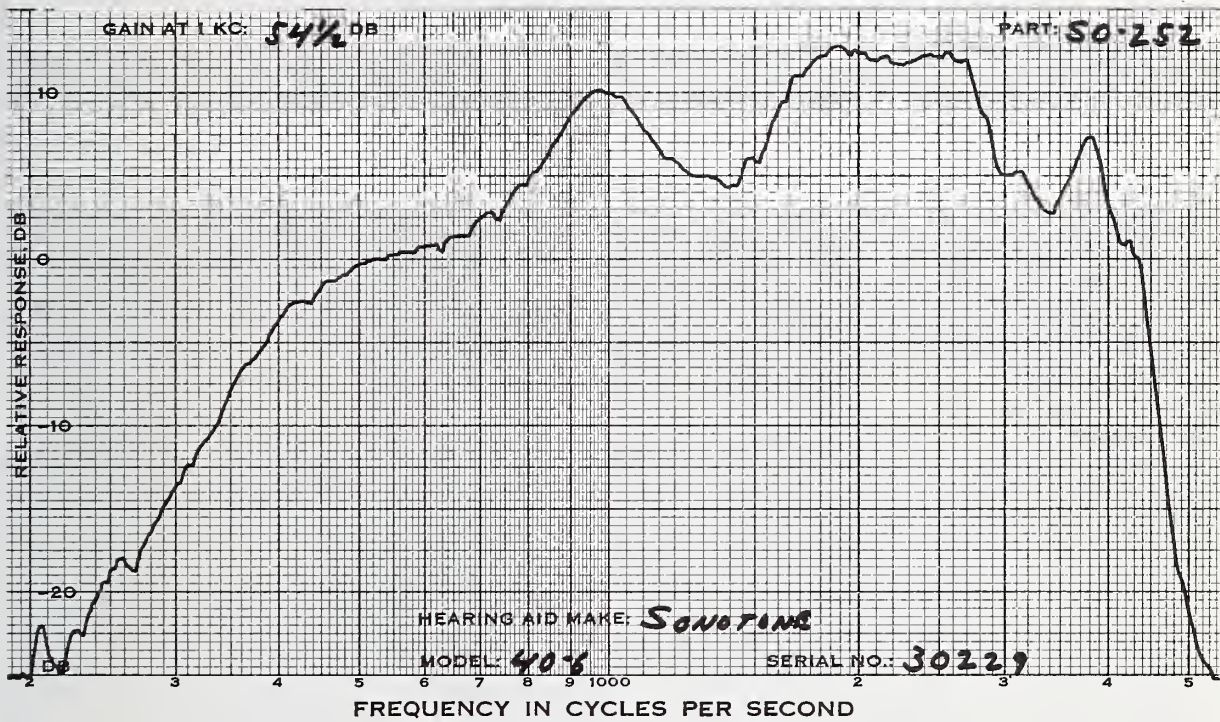
MEASUREMENTS WITH
 FULL VOL CONTROL

1KHZ GAIN DB	53.5	55.5	56.5
MPQ, RANDOM NOISE			
INPUT LEVEL, DB	78.5	80.0	80.0
OUTPUT LEVEL DB	123.0	125.0	124.5

MEASUREMENTS WITH
 REDUCED VOLUME
 CONTROL SETTING

1KHZ GAIN DB	53.5(FULL)	54.0	54.5
HARMONIC DIST			
@INPUT LEVEL DB	60.0 70.0	60.0 70.0	60.0 70.0
500 HZ %	3 3	2 3	2 1
700 HZ %	2 5	1 3	1 2
900 HZ %	1 2	1 4	0 1
MAX DIST %	3 17	2 13	2 6
FREQ OF MAX DIS	500 1810	500 1700	500 1820
S/N RATIO DB			
1KHZ SIGNAL	44.5	45.0	46.0
S/HUM RATIO DB			
1KHZ SIGNAL	N.M.	N.M.	N.M.
BATTERY DRAIN, MA			
NO INPUT	3.0	3.0	2.7
65 DB INPUT	3.0	3.0	2.7
BATTERY VOLTAGE	1.55	1.55	1.55





SONOTONE
 MODEL:35AZ TONE:NONE TUBING:1 1/2 BATTERY:S76

CR

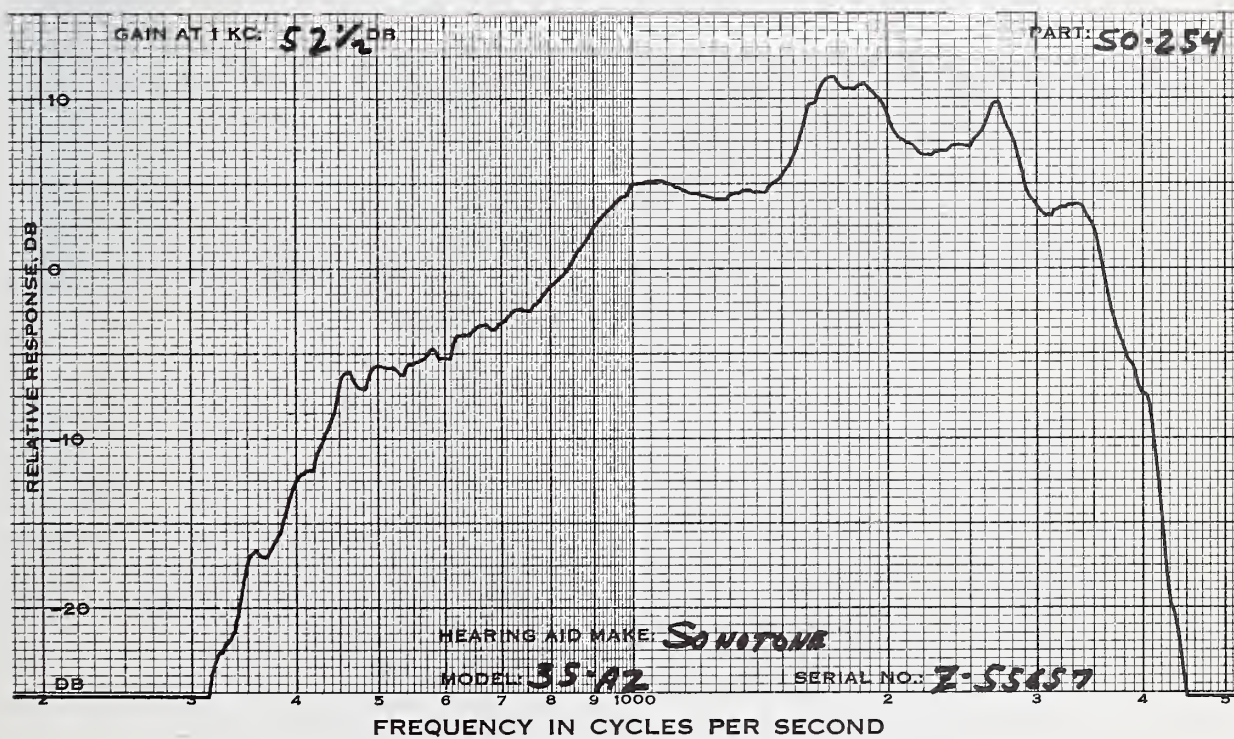
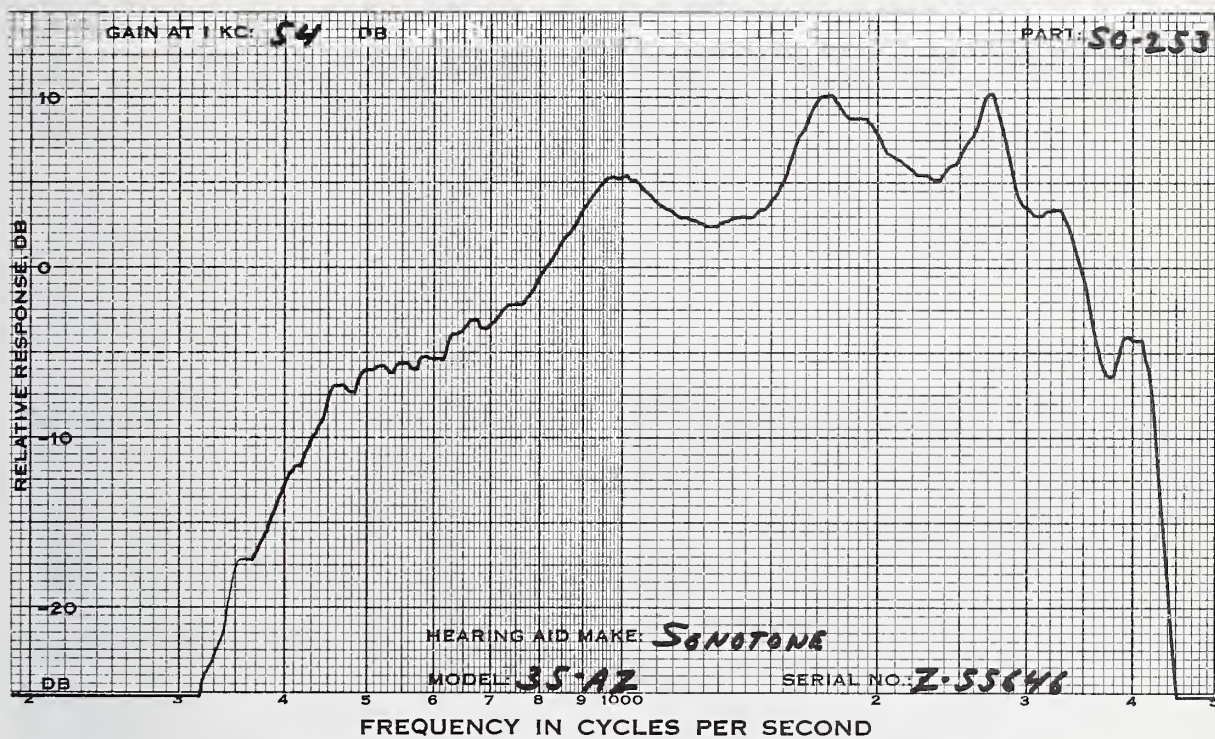
CODE	SO-253	SO-254	SO-255
SERIAL #	Z-55646	Z-55657	Z-55665
DATE		MAY 1, 1973	

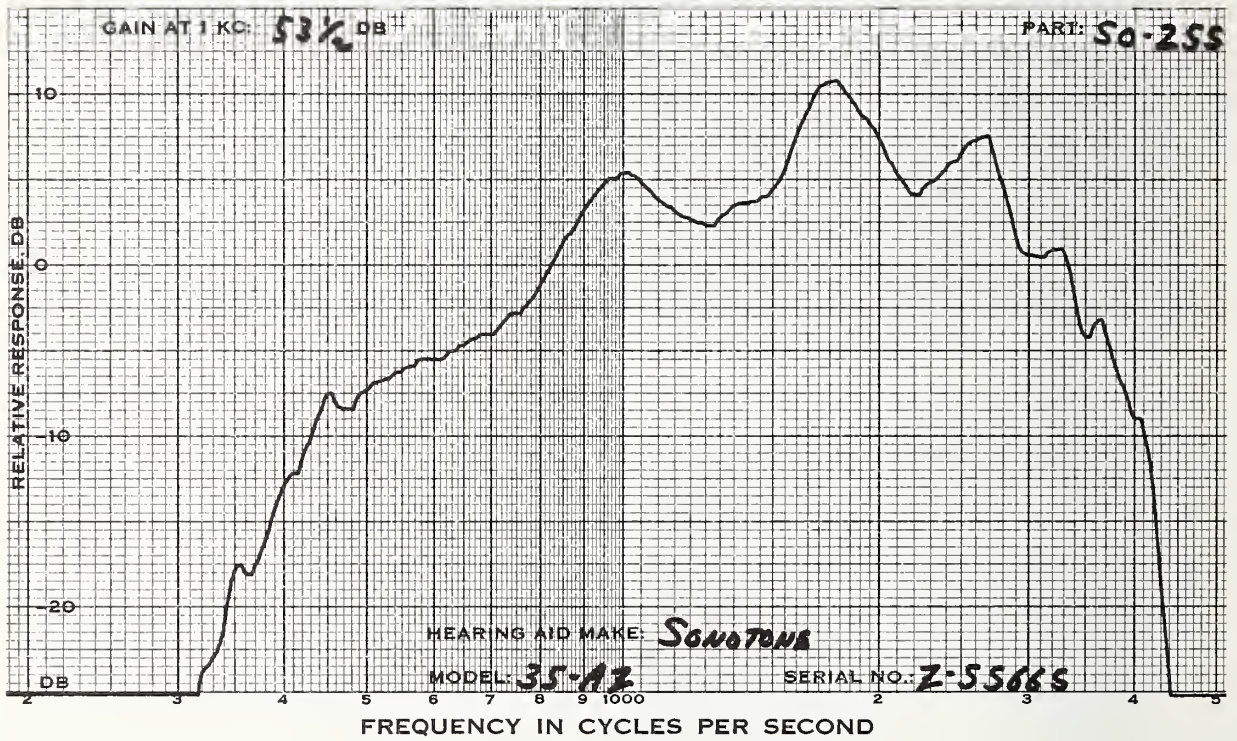
MEASUREMENTS WITH
 FULL VOL CONTROL

1KHZ GAIN DB	56.0	54.5	54.5
MPO, RANDOM NOISE			
INPUT LEVEL, DB	78.0	78.5	76.5
OUTPUT LEVEL DB	124.0	123.0	123.0

MEASUREMENTS WITH
 REDUCED VOLUME
 CONTROL SETTING

1KHZ GAIN DB	54.0	52.5	53.5
HARMONIC DIST			
∞INPUT LEVEL DB	60.0 70.0	60.0 70.0	60.0 70.0
500 HZ %	1 7	1 8	1 4
700 HZ %	1 5	2 7	1 3
900 HZ %	1 4	3 6	1 3
MAX DIST %	2 12	3 11	1 9
FREQ OF MAX DIS	850 1650	830 1660	870 1650
S/N RATIO DB			
1KHZ SIGNAL	53.0	52.0	53.5
S/HUM RATIO DB			
1KHZ SIGNAL	N.M.	N.M.	N.M.
BATTERY DRAIN, MA			
NO INPUT	1.8	2.3	2.7
65 DB INPUT	1.9	2.5	3.1
BATTERY VOLTAGE	1.54	1.54	1.55





TELEX
 MODEL:25 TONE:CCW BATTERY:S13

IE

CODE	TE-244	TE-245	TE-246
SERIAL #	7706	7867	7919
DATE		MAY 25, 1973	

MEASUREMENTS WITH
 FULL VOL CONTROL

1KHZ GAIN DB	39.0	41.0	42.0
MPO, RANDOM NOISE			
INPUT LEVEL, DB	81.5	82.0	83.0
OUTPUT LEVEL DB	103.0	104.0	105.0

MEASUREMENTS WITH
 REDUCED VOLUME
 CONTROL SETTING

1KHZ GAIN DB	39.0(FULL)	41.0(FULL)	42.0(FULL)
--------------	------------	------------	------------

HARMONIC DIST

@INPUT LEVEL DB	62.0	72.0	63.5	73.5	63.0	73.0
500 HZ %	2	4	5	9	3	7
700 HZ %	4	12	6	12	4	14
900 HZ %	2	9	5	12	5	11
MAX DIST %	4	14	6	12	5	18
FREQ OF MAX DIS	700	680	700	900	900	640

S/N RATIO DB

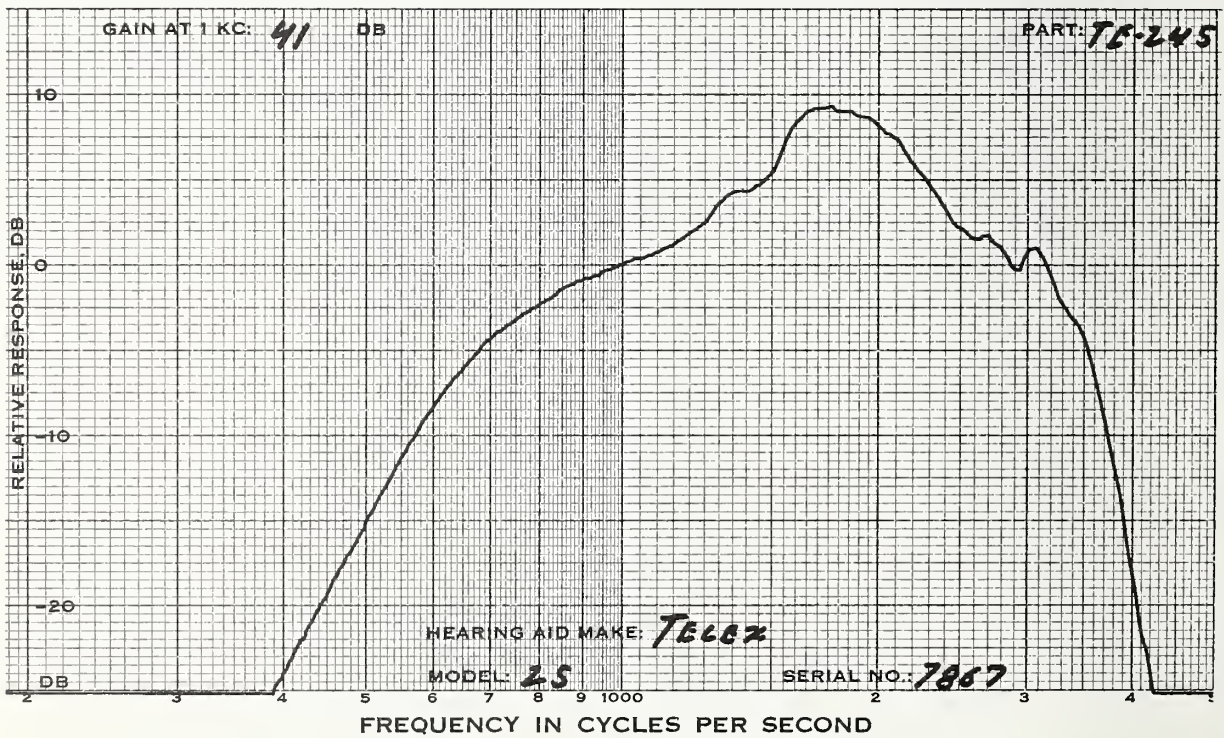
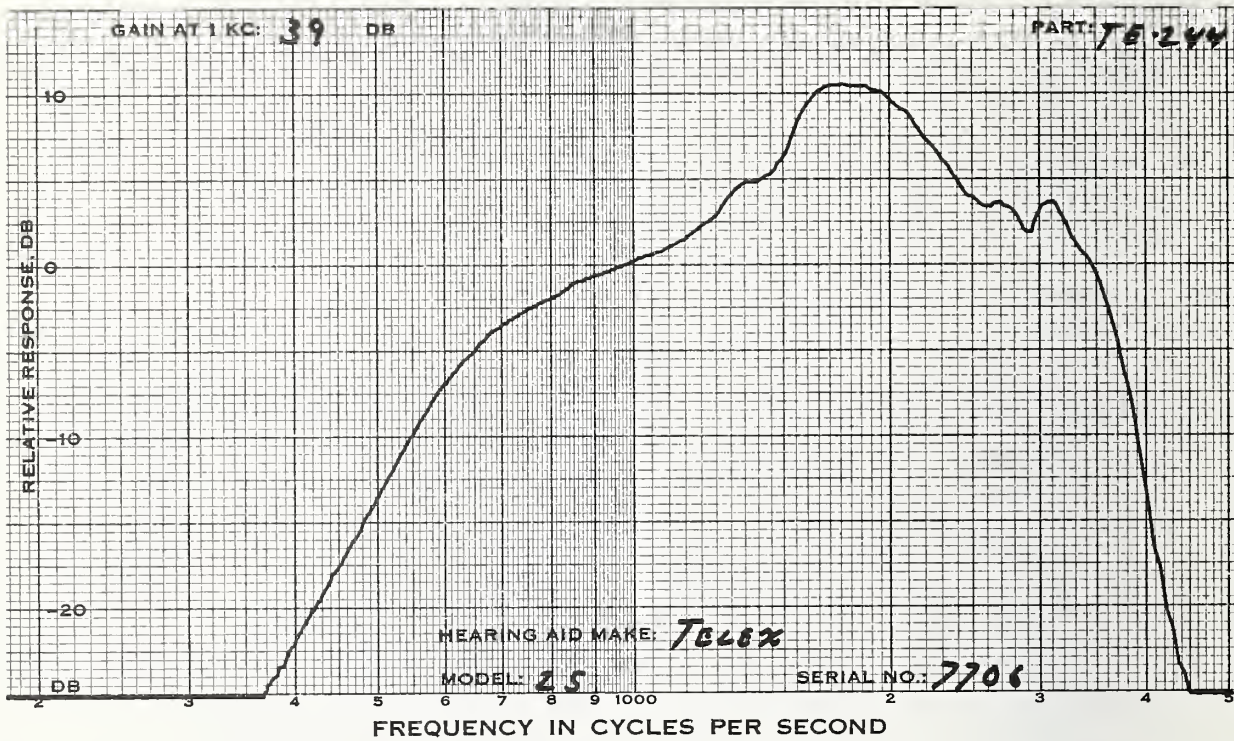
1KHZ SIGNAL	40.0	43.5	43.0
-------------	------	------	------

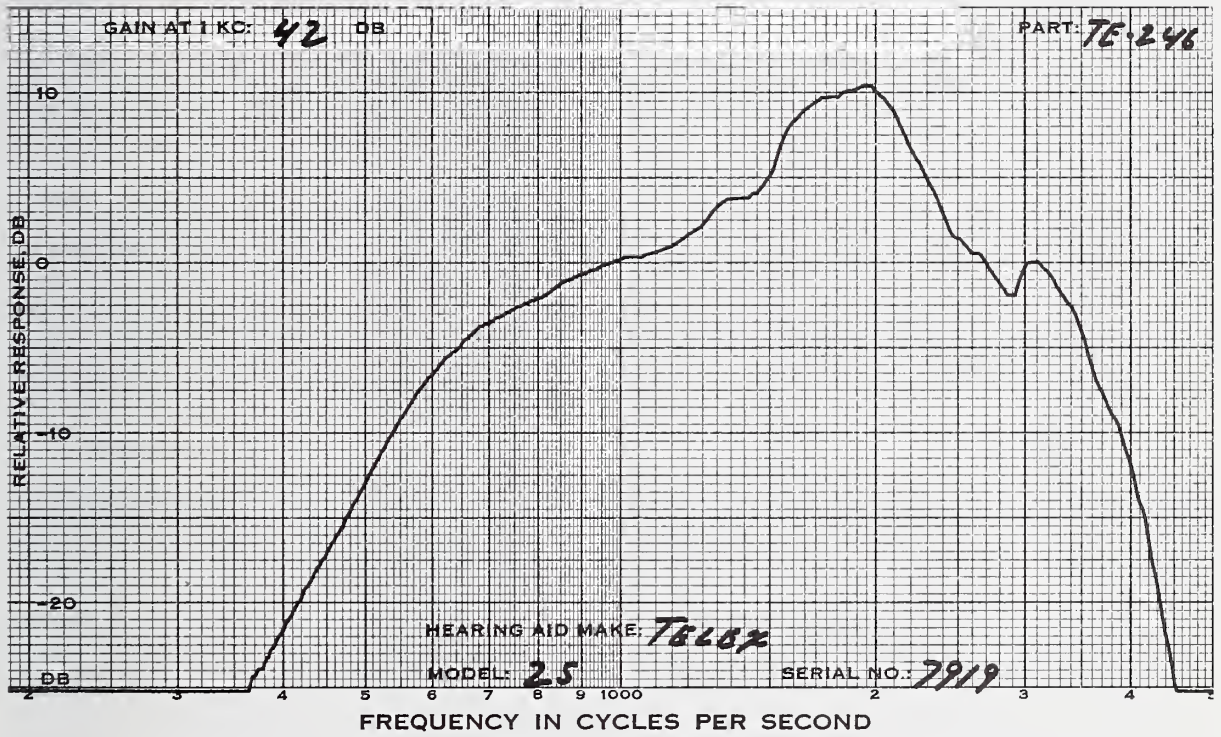
S/HUM RATIO DB

1KHZ SIGNAL	N.M.	N.M.	N.M.
-------------	------	------	------

BATTERY DRAIN, MA

NO INPUT	1.0	1.0	1.1
65 DB INPUT	1.0	1.1	1.1
BATTERY VOLTAGE	1.53	1.54	1.53





TELEX MODEL:70 P: CW T: CW EARPHONE:35681 BATTERY:502 OB

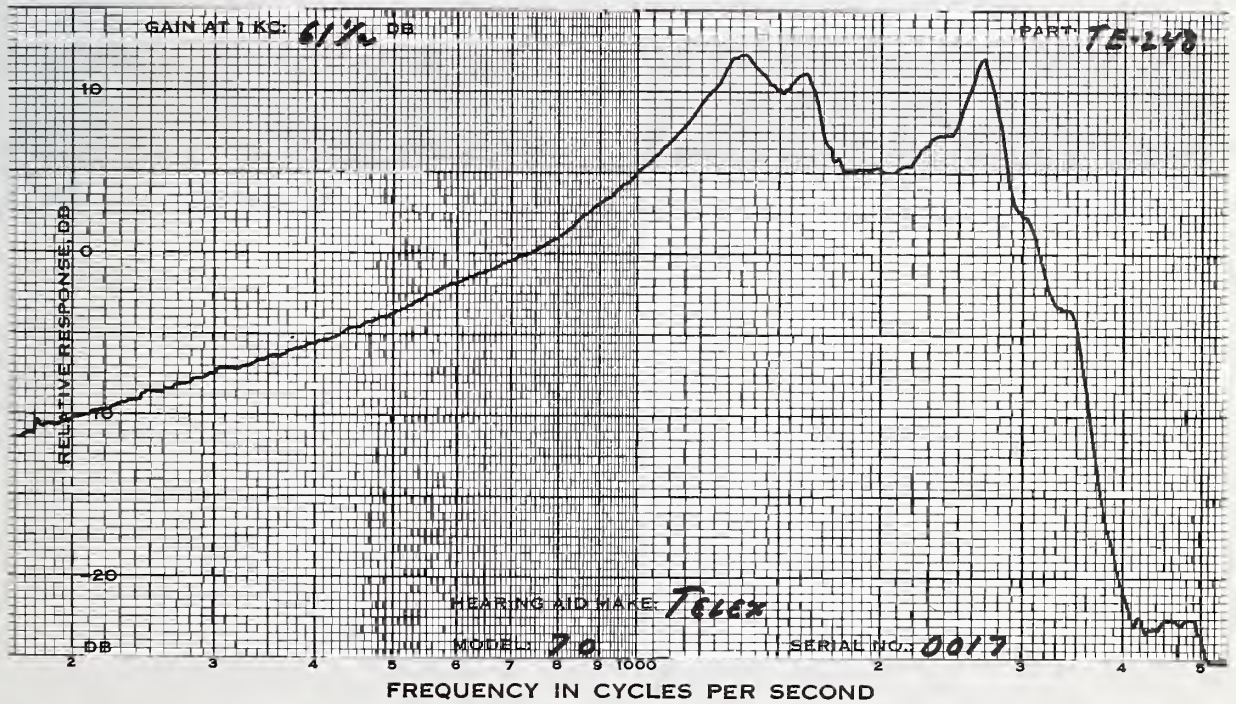
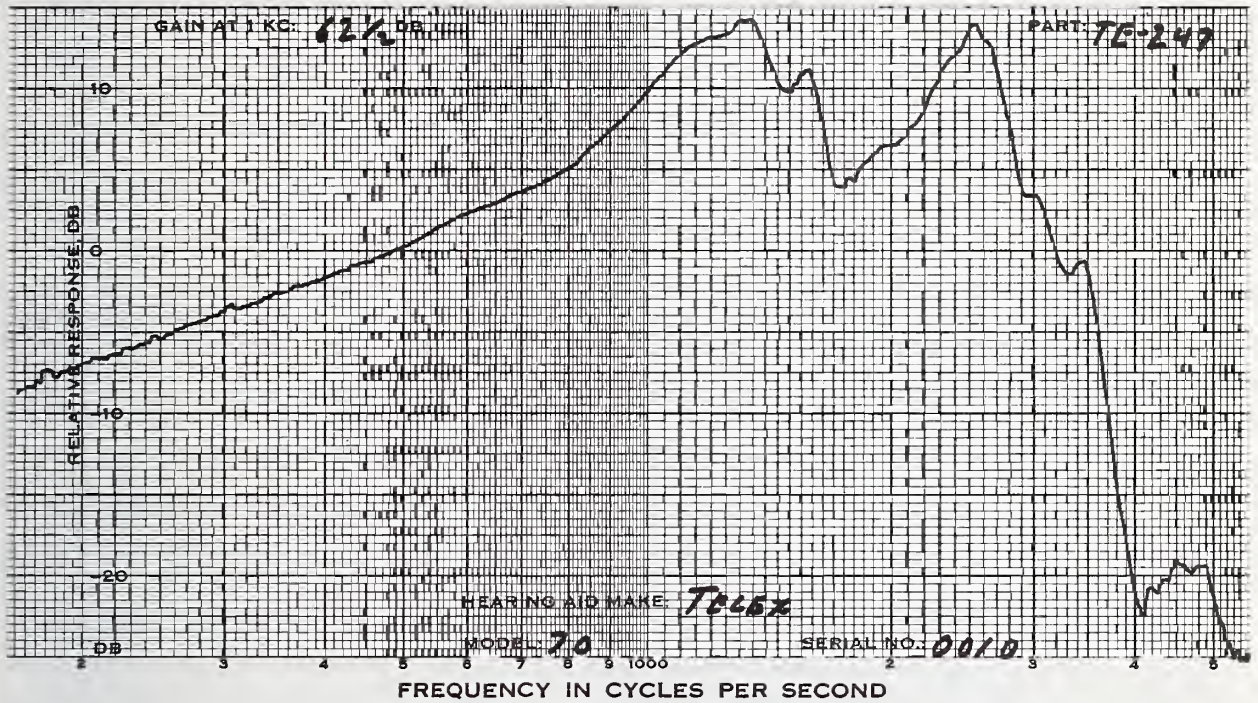
CODE	TE-247	TE-248	TE-249
SERIAL #	0010	0017	0022
DATE		APR 25, 1973	

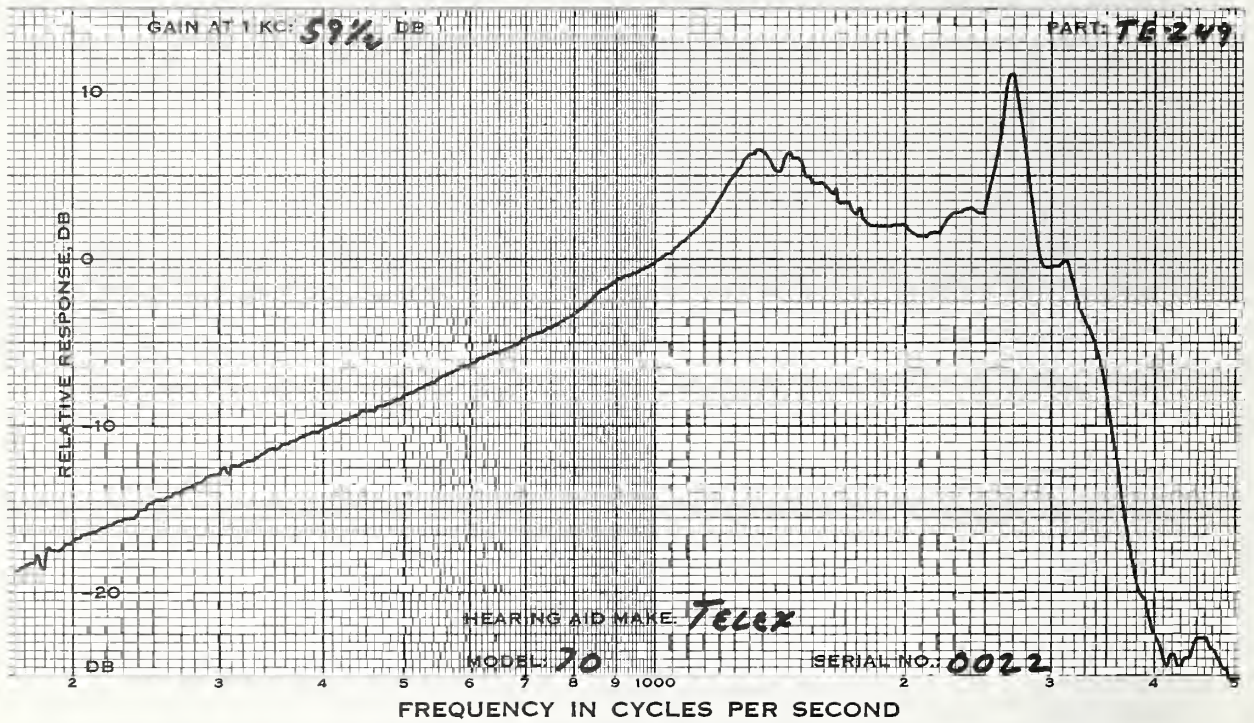
MEASUREMENTS WITH FULL VOL CONTROL

1KHZ GAIN DB	70.0	67.0	68.0
MPO, RANDOM NOISE INPUT LEVEL, DB	67.5	70.0	66.0
OUTPUT LEVEL DB	132.0	133.5	132.5

MEASUREMENTS WITH REDUCED VOLUME CONTROL SETTING

1KHZ GAIN DB	62.5	61.5	59.5
HARMONIC DIST @INPUT LEVEL DB	60.0 70.0	60.0 70.0	60.0 70.0
500 HZ %	3 7	9 10	8 6
700 HZ %	3 3	9 15	3 4
900 HZ %	1 1	3 4	4 4
MAX DIST %	3 8	9 15	8 7
FREQ OF MAX DIS	500 1280	740 700	500 1320
S/N RATIO DB			
1KHZ SIGNAL	44.0	41.5	42.5
S/HUM RATIO DB			
1KHZ SIGNAL	N.M.	N.M.	N.M.
BATTERY DRAIN, MA NO INPUT	4.7	5.5	5.0
65 DB INPUT	10.3	11.1	11.2
BATTERY VOLTAGE	1.44	1.45	1.46





TELEX MODEL:33LP TONE: CW TUBING:1'' BATTERY:675 OE

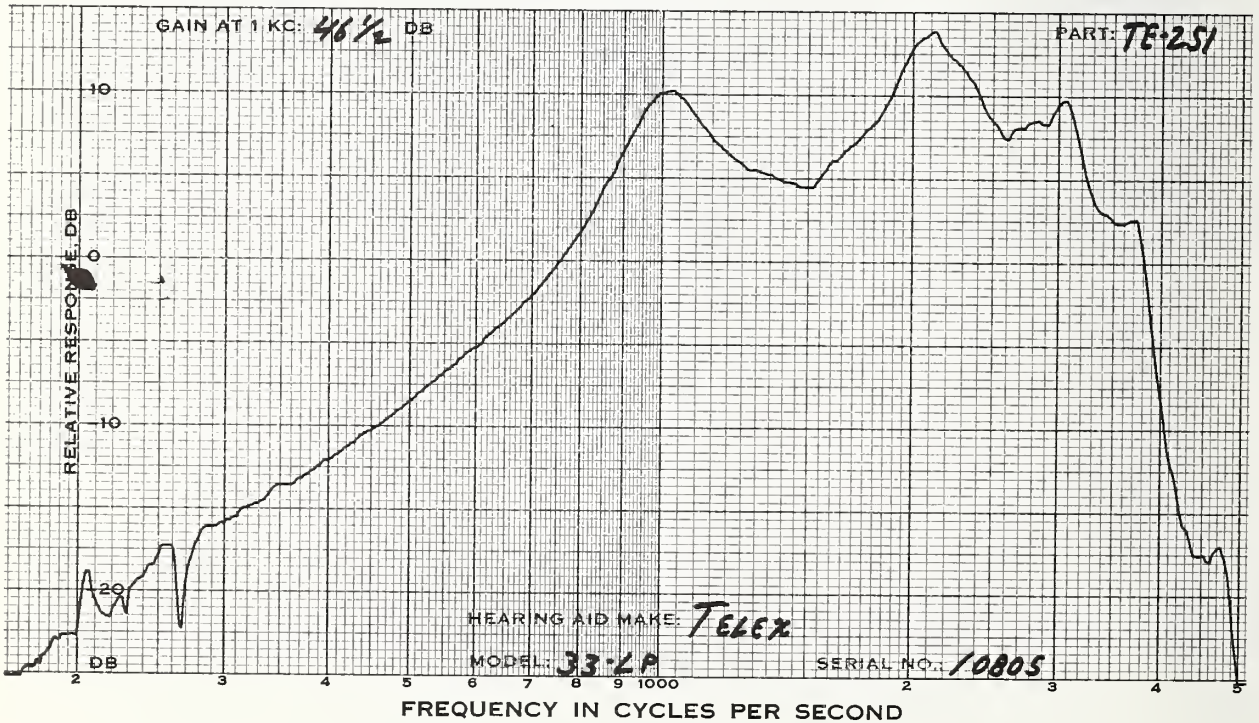
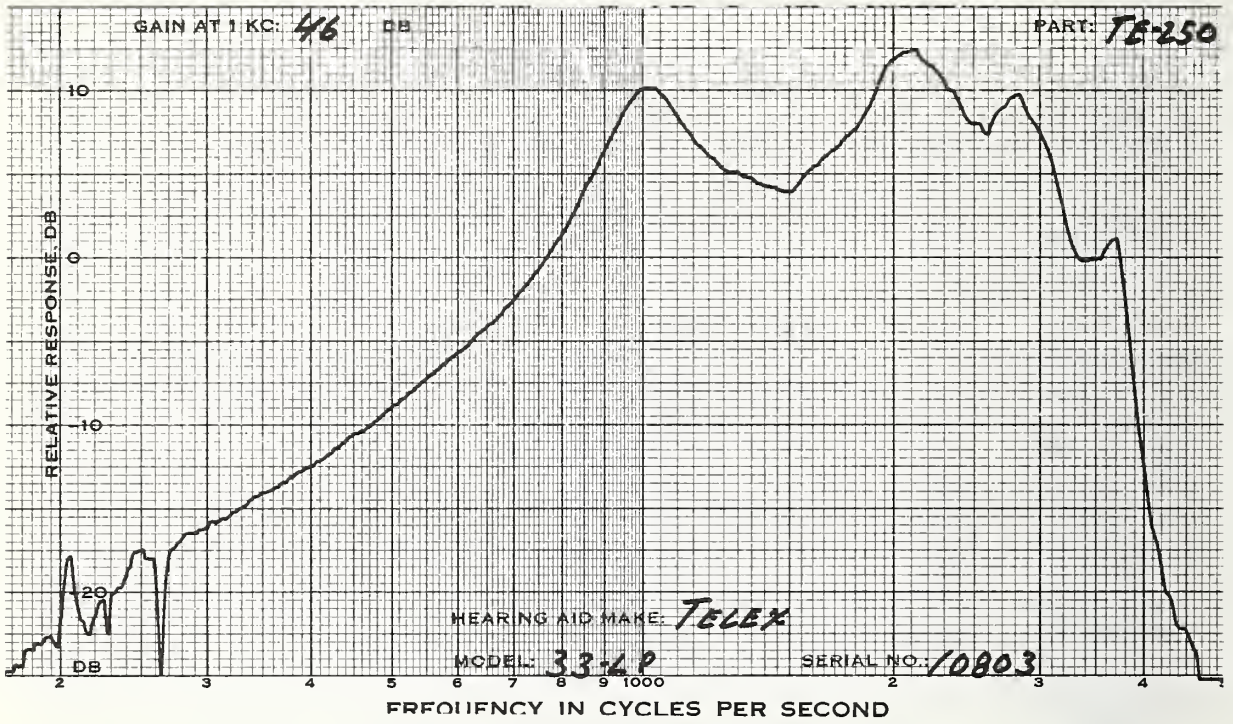
CODE	TE-250	TE-251	TE-252
SERIAL #	10803	10805	10852
DATE		APR 24,	

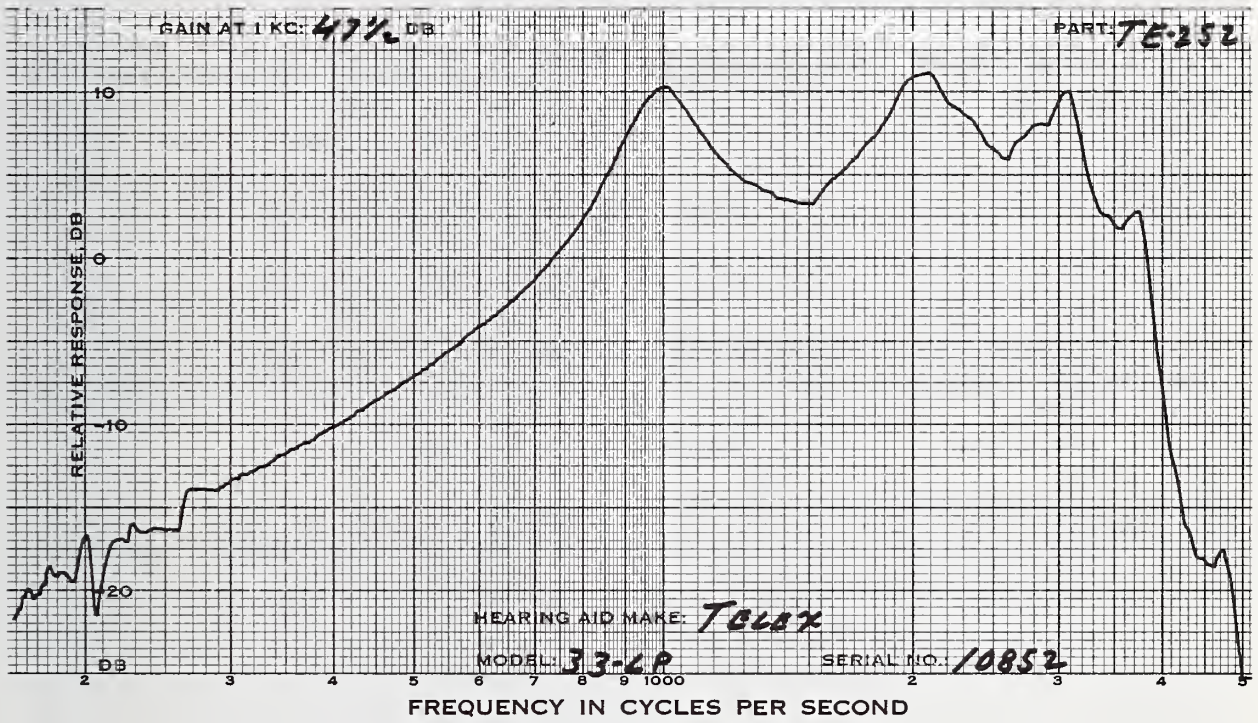
MEASUREMENTS WITH FULL VOL CONTROL

1KHZ GAIN DB	46.0	46.5	47.5
MPO, RANDOM NOISE INPUT LEVEL, DB	81.5	81.5	82.5
OUTPUT LEVEL DB	121.0	121.0	121.5

MEASUREMENTS WITH REDUCED VOLUME CONTROL SETTING

1KHZ GAIN DB	46.0(FULL)	46.5(FULL)	47.5(FULL)
HARMONIC DIST			
@INPUT LEVEL DB	65.0 75.0	65.5 75.5	67.0 77.0
500 HZ %	7 8	3 4	3 4
700 HZ %	3 7	2 7	2 6
900 HZ %	1 4	1 3	1 3
MAX DIST %	6 17	5 15	10 18
FREQ OF MAX DIS	500 1460	1230 1570	1860 1850
S/N RATIO DB			
1KHZ SIGNAL	50.0	50.0	49.0
S/HUM RATIO DB			
1KHZ SIGNAL	N.M.	N.M.	N.M.
BATTERY DRAIN, MA			
NO INPUT	1.2	1.2	2.3
65 DB INPUT	1.8	2.1	1.8
BATTERY VOLTAGE	1.36	1.37	1.33





TELEX MODEL:131 TONE: CW TUBING:11/16 OE HIGH PASS BATTERY:RM13

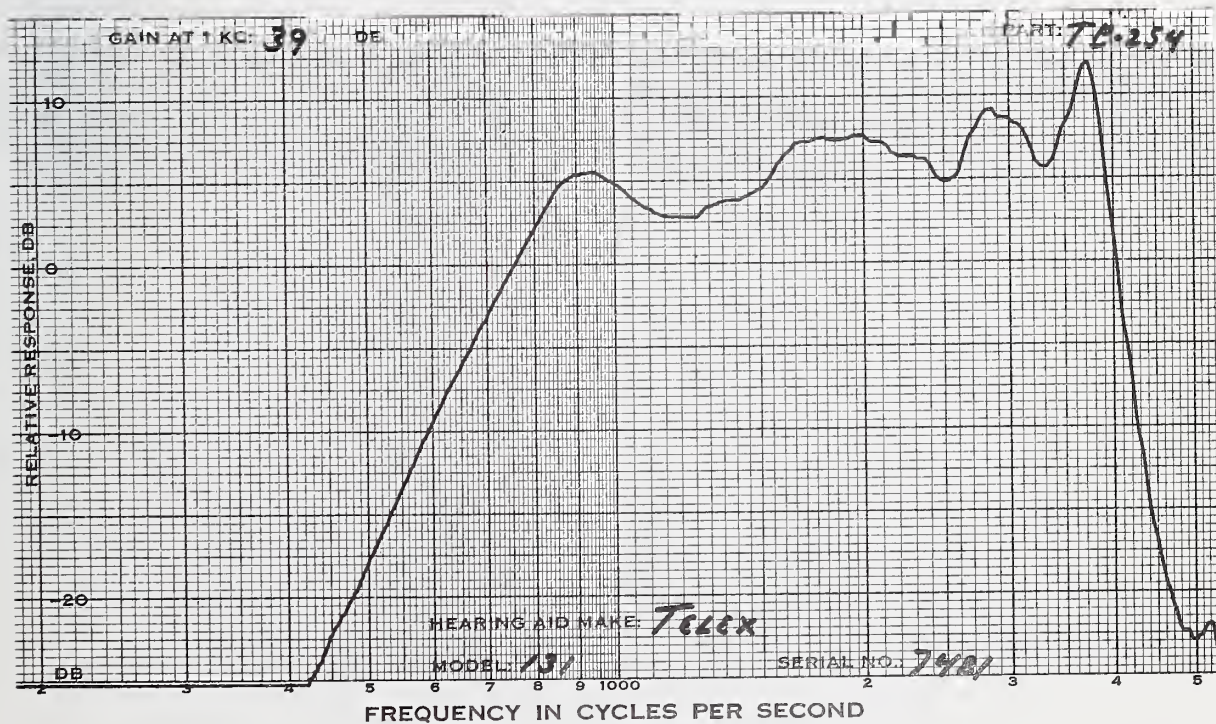
CODE	TE-253	TE-254	TE-255
SERIAL #	7440	7481	7484
DATE		APR 24, 1973	

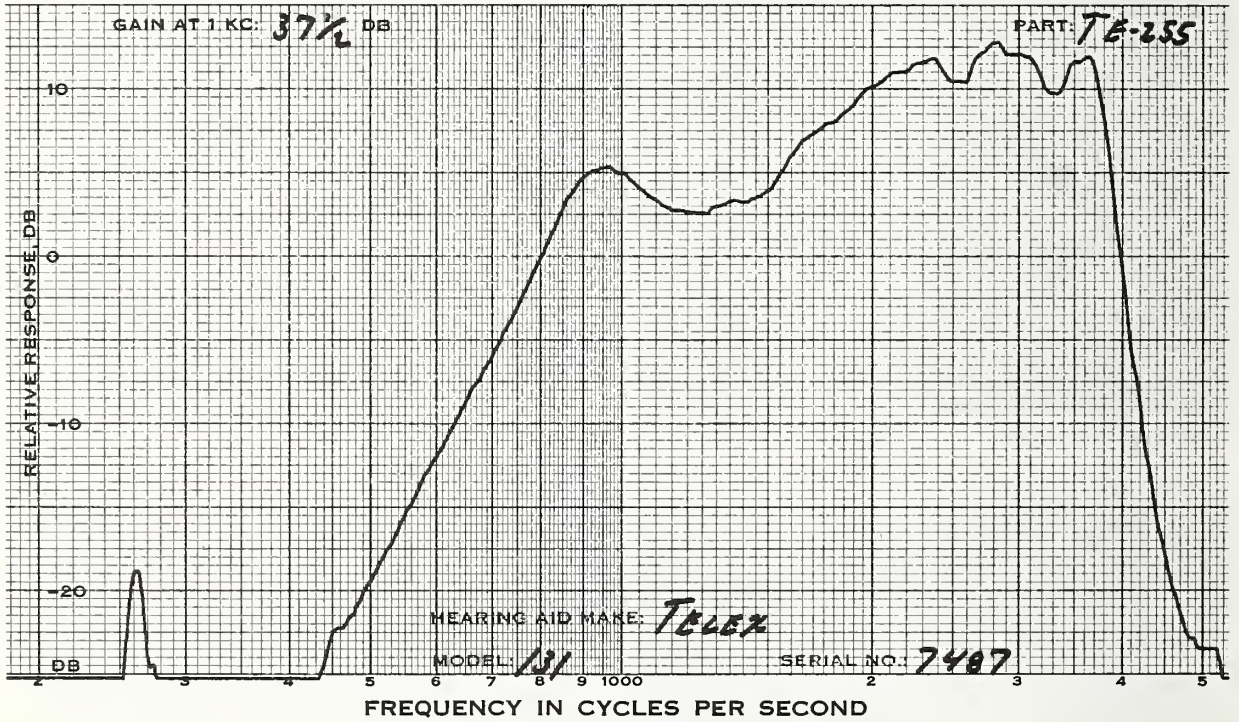
MEASUREMENTS WITH FULL VOL CONTROL

1KHZ GAIN DB	38.0	39.0	37.5
MPO, RANDOM NOISE INPUT LEVEL, DB	81.0	82.5	82.5
OUTPUT LEVEL DB	116.5	118.0	118.0

MEASUREMENTS WITH REDUCED VOLUME CONTROL SETTING

1KHZ GAIN DB	38.0(FULL)	39.0(FULL)	37.5(FULL)
HARMONIC DIST @INPUT LEVEL DB	67.0 77.0	68.0 78.0	69.0 79.0
900 HZ %	4 11	3 7	4 10
1500 HZ %	10 28	9 14	16 30
2000 HZ %	1 4	2 6	2 3
MAX DIST %	11 29	10 16	16 33
FREQ OF MAX DIS	1530 1530	1220 1470	1540 1510
S/N RATIO DB			
1KHZ SIGNAL	47.0	48.0	47.0
S/HUM RATIO DB			
1KHZ SIGNAL	N.M.	N.M.	N.M.
BATTERY DRAIN, MA			
NO INPUT	.4	.5	.5
65 DB INPUT	.5	.5	.5
BATTERY VOLTAGE	1.33	1.34	1.37
S/N 2KHZ	47.5	49.0	49.5





VICON OE
 MODEL:OE-85 TONE:NONE TUBING:7/8 BATTERY:S76

CODE	VI-202	VI-203	VI-204
SERIAL #	F4286	F4365	F4412
DATE		JUNE 7, 1973	

MEASUREMENTS WITH
 FULL VOL CONTROL

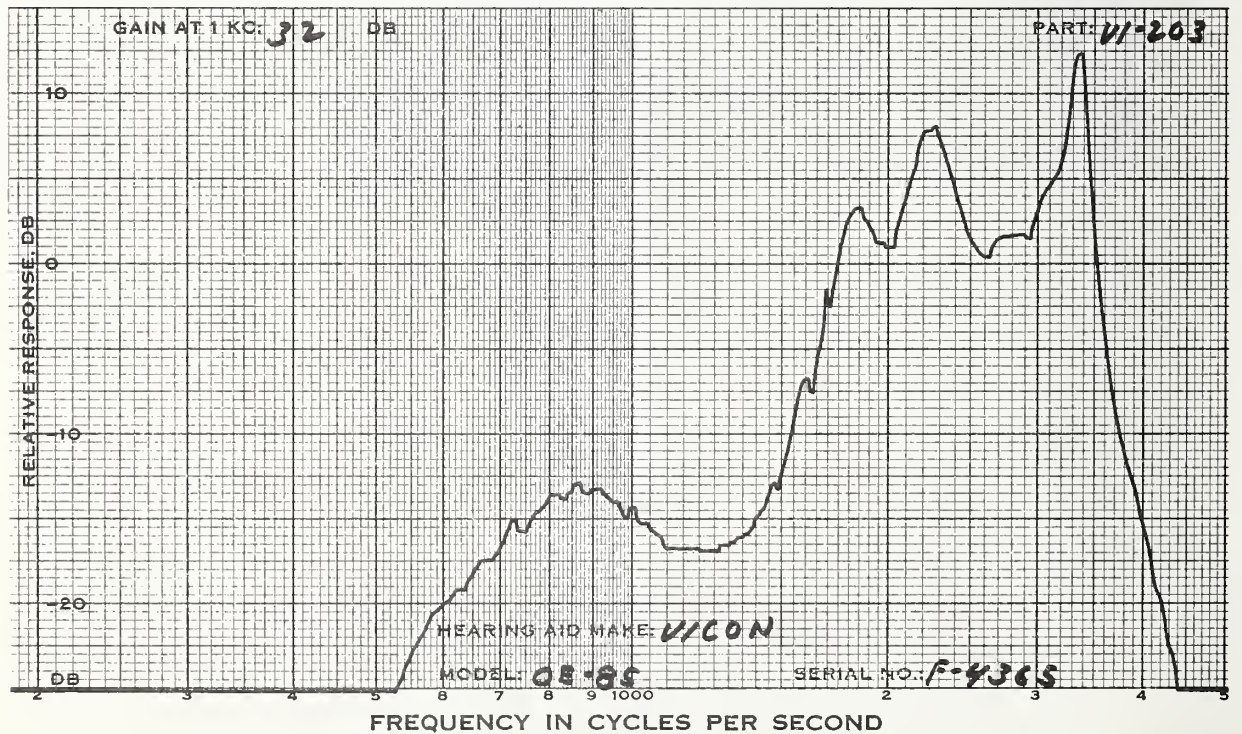
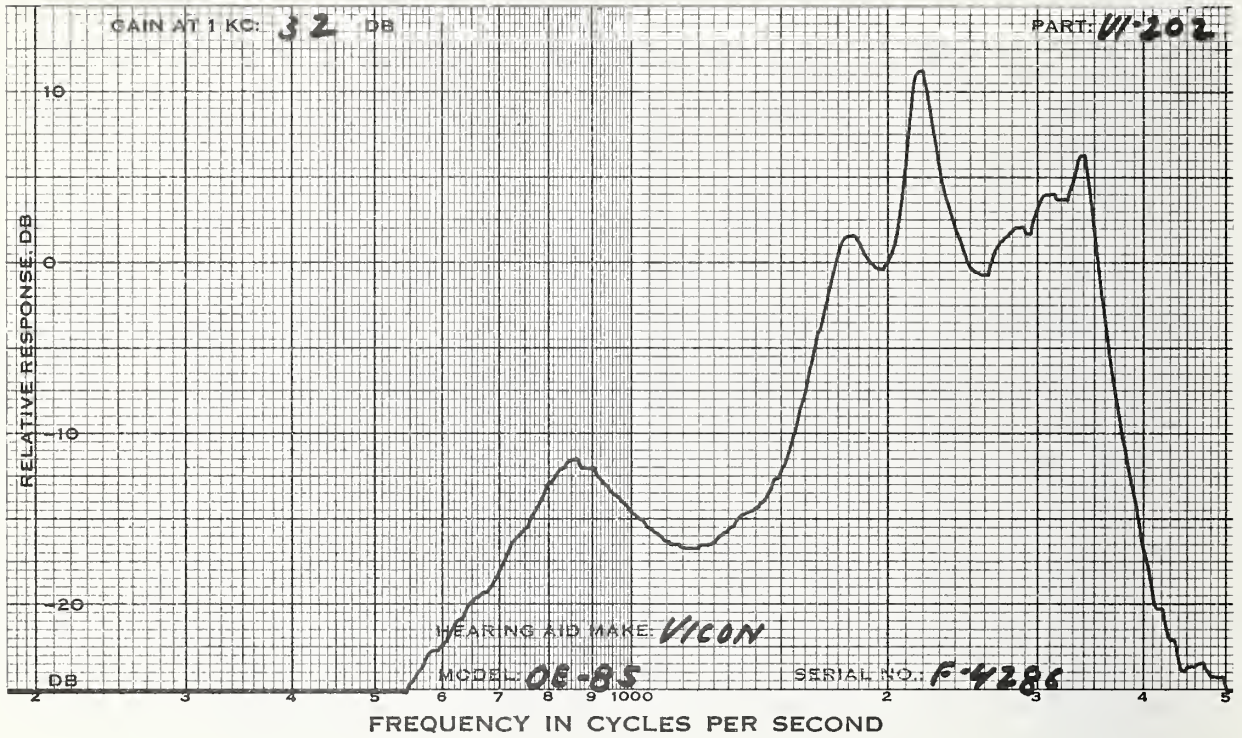
1KHZ GAIN DB	34.5	34.0	35.5
MPO, RANDOM NOISE INPUT LEVEL, DB	78.0	77.0	78.0
OUTPUT LEVEL DB	117.5	116.5	117.0

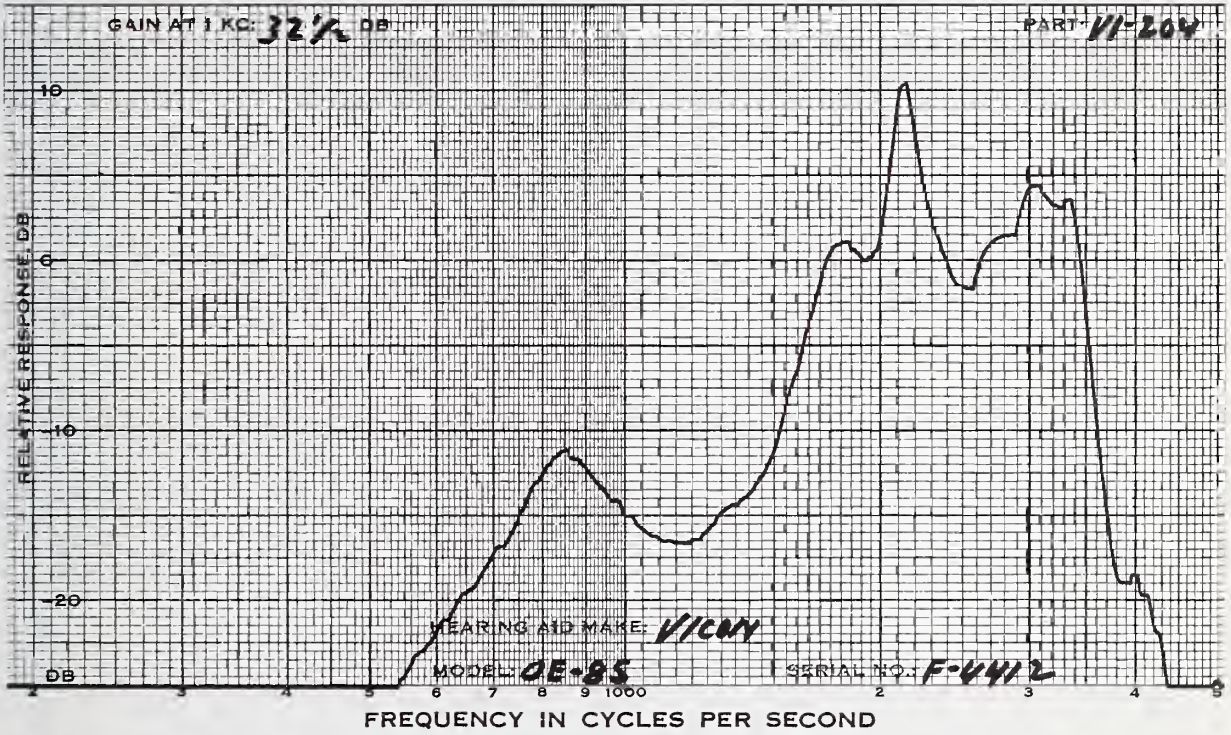
MEASUREMENTS WITH
 REDUCED VOLUME
 CONTROL SETTING

1KHZ GAIN DB	32.0	32.0	32.5
HARMONIC DIST			
@INPUT LEVEL DB	60.0 70.0	60.0 70.0	60.0 70.0
900 HZ %	3 1	3 1	2 1
1500 HZ %	5 8	5 9	6 10
2000 HZ %	1 6	2 6	2 7
MAX DIST %	7 13	45 46	9 20
FREQ OF MAX DIS	2150 2150	1660 1660	1700 1670

S/N RATIO DB			
1KHZ SIGNAL	36.5	36.0	38.5
S/HUM RATIO DB			
1KHZ SIGNAL	N.M.	N.M.	N.M.
BATTERY DRAIN, MA			
NO INPUT	1.4	1.1	1.4
65 DB INPUT	1.4	1.1	1.4
BATTERY VOLTAGE	1.54	1.54	1.54

S/N 2KHZ	53.5	52.0	54.5
----------	------	------	------





VICON OE
 MODEL:OE-127 TONE:NONE TUBING:7/8 BATTERY:S76

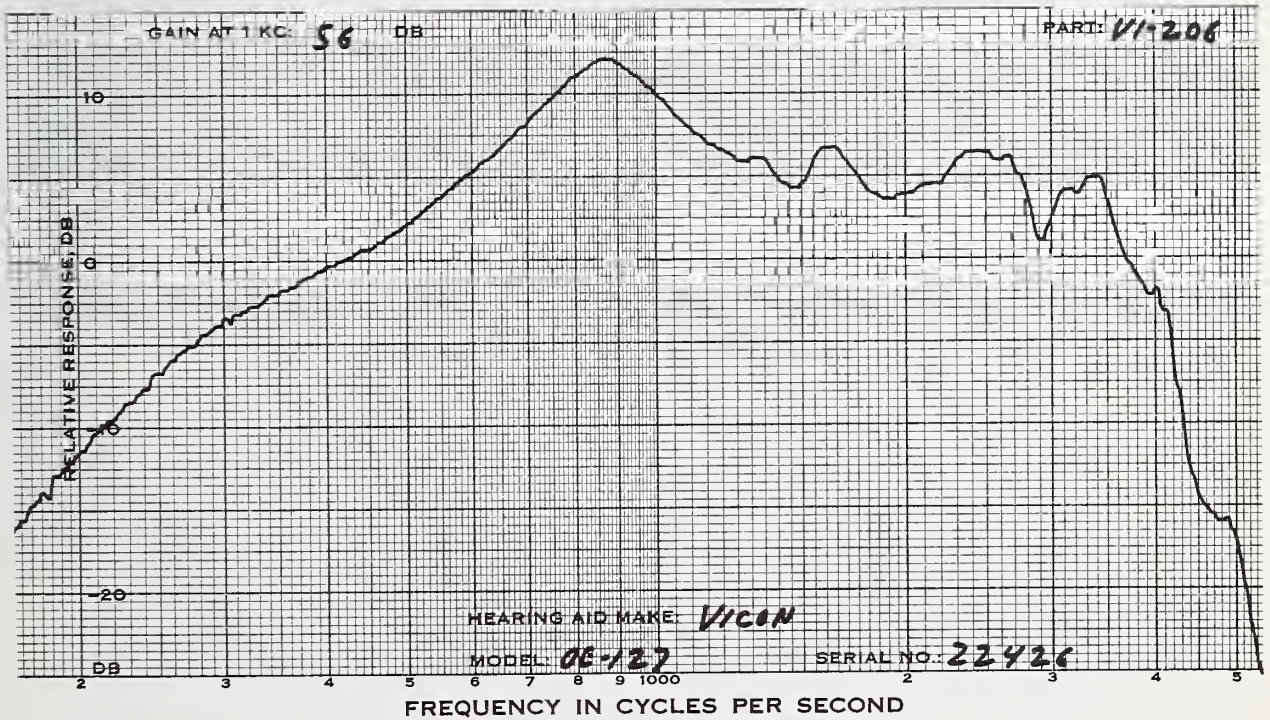
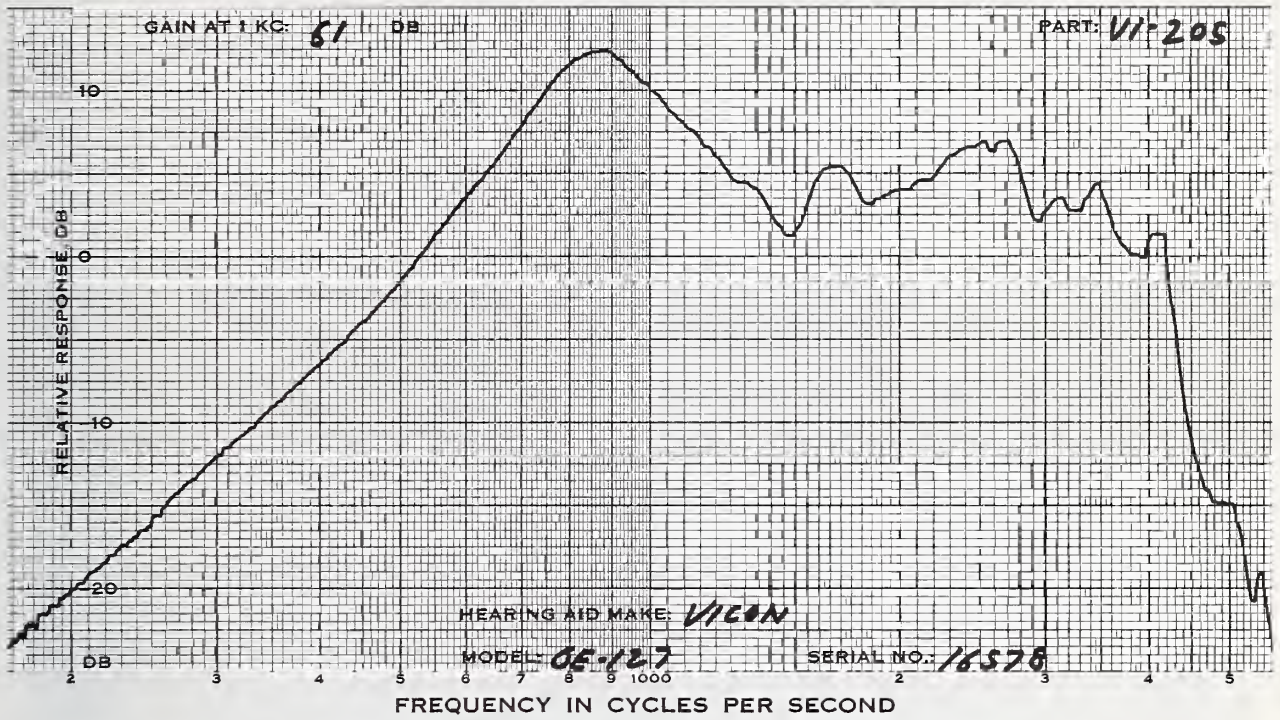
CODE	VI-205	VI-206	VI-207
SERIAL #	16578	22426	22628
DATE		MAY 11, 1973	

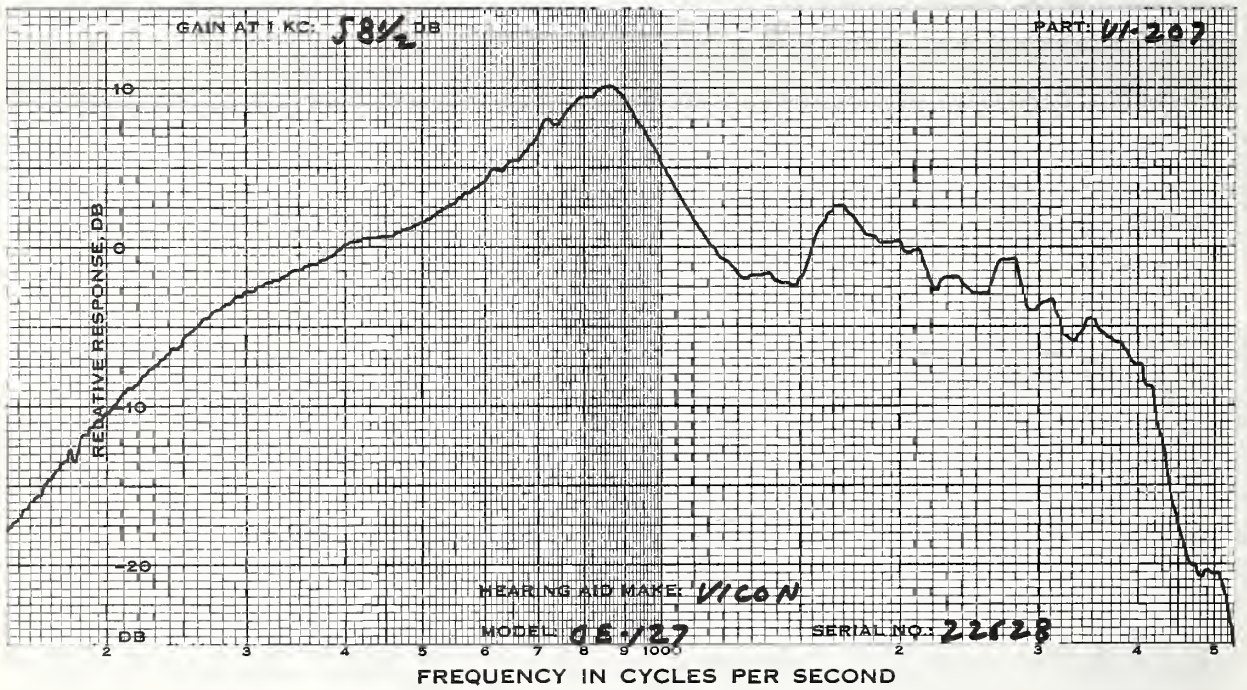
MEASUREMENTS WITH
 FULL VOL CONTROL

1KHZ GAIN DB	69.0	65.5	67.5
MPO, RANDOM NOISE			
INPUT LEVEL, DB	78.0	74.5	74.0
OUTPUT LEVEL DB	129.5	126.5	129.0

MEASUREMENTS WITH
 REDUCED VOLUME
 CONTROL SETTING

1KHZ GAIN DB	61.0	56.0	58.5
HARMONIC DIST			
@INPUT LEVEL DB	60.0 70.0	60.0 70.0	60.0 70.0
500 HZ %	3 13	10 10	13 23
700 HZ %	1 8	2 5	3 13
900 HZ %	2 5	2 4	4 10
MAX DIST %	3 13	10 13	13 23
FREQ OF MAX DIS	1130 500	500 500	500 500
S/N RATIO DB			
1KHZ SIGNAL	46.5	46.0	46.0
S/HUM RATIO DB			
1KHZ SIGNAL	N.M.	N.M.	N.M.
BATTERY DRAIN, MA			
NO INPUT	2.5	2.8	2.3
65 DB INPUT	5.9	6.2	5.5
BATTERY VOLTAGE	1.53	1.53	1.54





VICON OE
 MODEL: OE-128 TONE: NONE TUBING: 7/8 BATTERY: S76

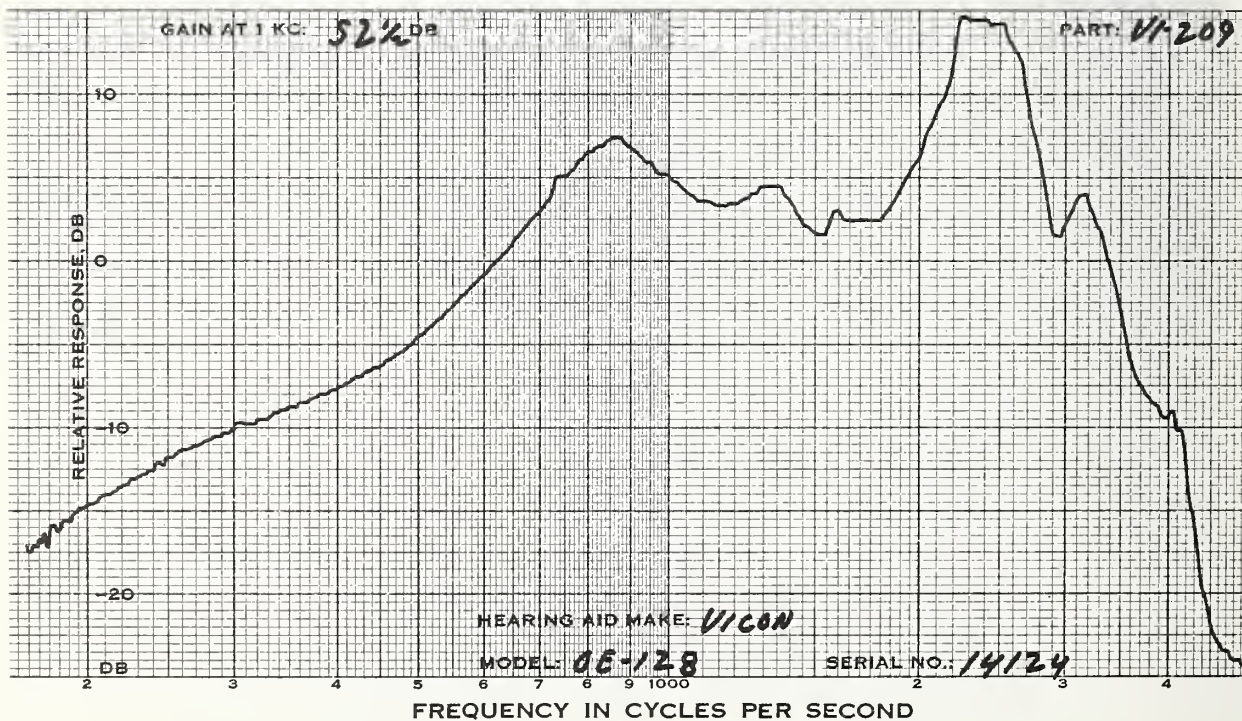
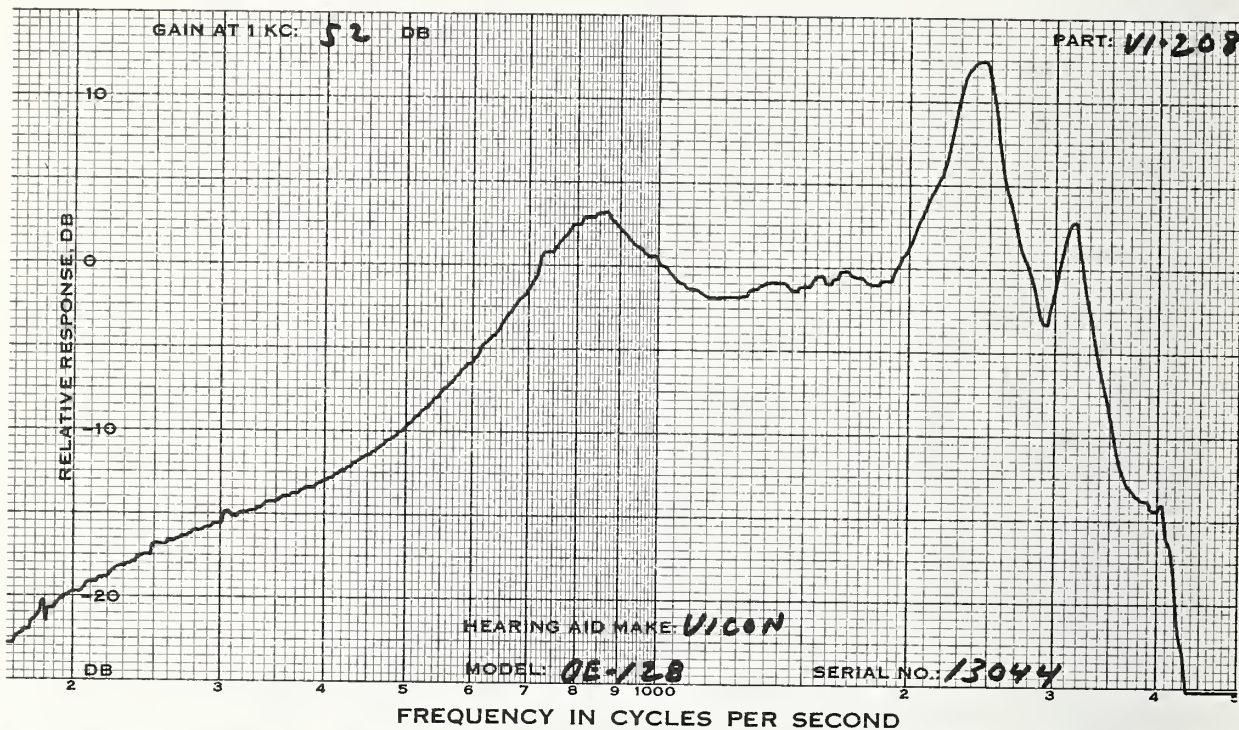
CODE	VI-208	VI-209	VI-210
SERIAL #	13044	14124	14294
DATE		MAY 11, 1973	

MEASUREMENTS WITH
FULL VOL CONTROL

1KHZ GAIN DB	60.5	64.0	63.0
MPO, RANDOM NOISE			
INPUT LEVEL, DB	77.0	74.0	78.0
OUTPUT LEVEL DB	125.0	125.0	127.0

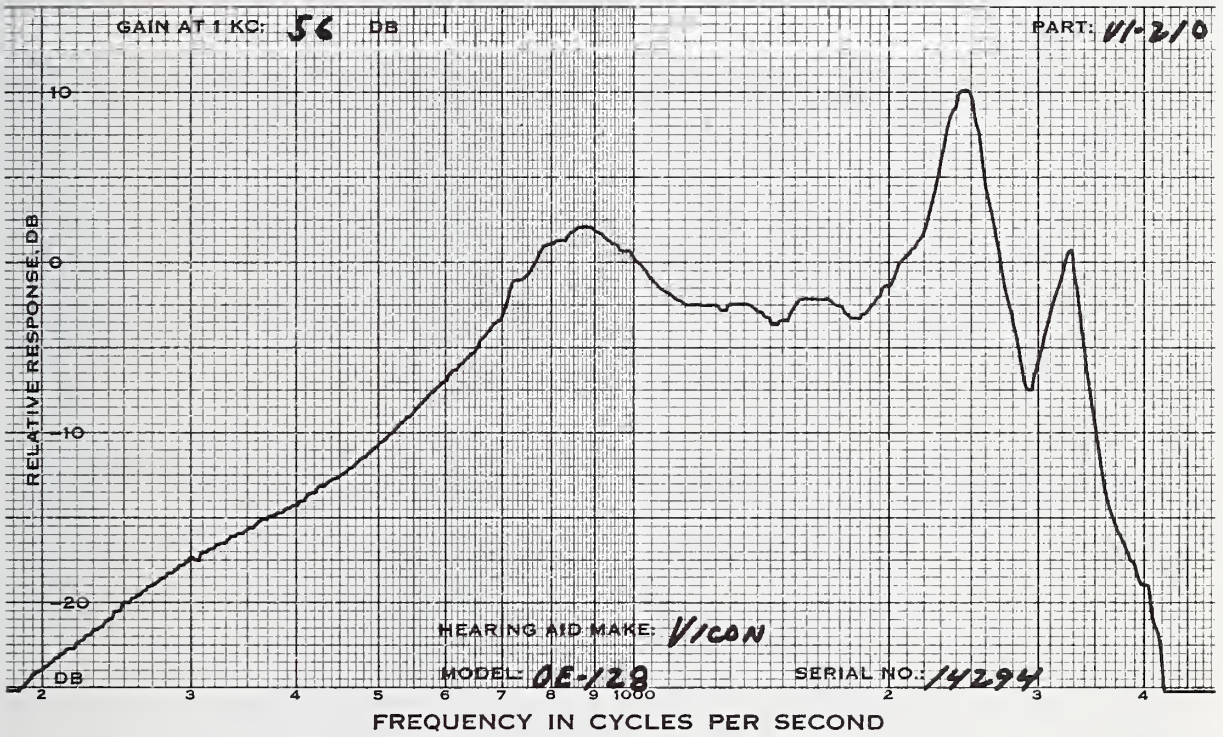
MEASUREMENTS WITH
REDUCED VOLUME
CONTROL SETTING

1KHZ GAIN DB	52.0	52.5	56.0
HARMONIC DIST			
@INPUT LEVEL DB	60.0 70.0	60.0 70.0	60.0 70.0
500 HZ %	5 5	7 9	9 11
700 HZ %	1 1	0 1	2 3
900 HZ %	0 0	1 1	0 0
MAX DIST %	5 5	7 9	9 11
FREQ OF MAX DIS	500 500	500 500	500 500
S/N RATIO DB			
1KHZ SIGNAL	45.5	47.5	48.5
S/HUM RATIO DB			
1KHZ SIGNAL	N.M.	N.M.	N.M.
BATTERY DRAIN, MA			
NO INPUT	1.8	1.8	1.8
65 DB INPUT	4.2	3.8	4.2
BATTERY VOLTAGE	1.53	1.53	1.53



GAIN AT 1 KC: 56 DB

PART: 11-210



VICON OE
 MODEL:OE-132 TONE:NONE TUBING:1 3/8 BATTERY:S13

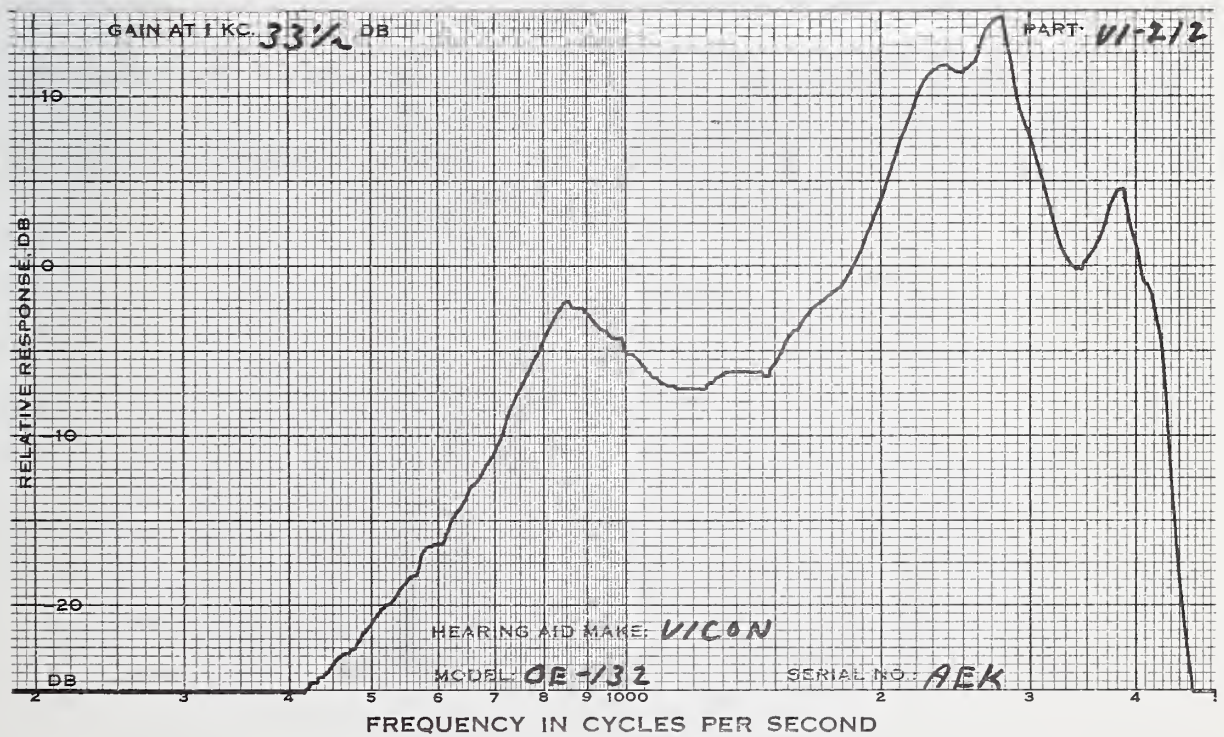
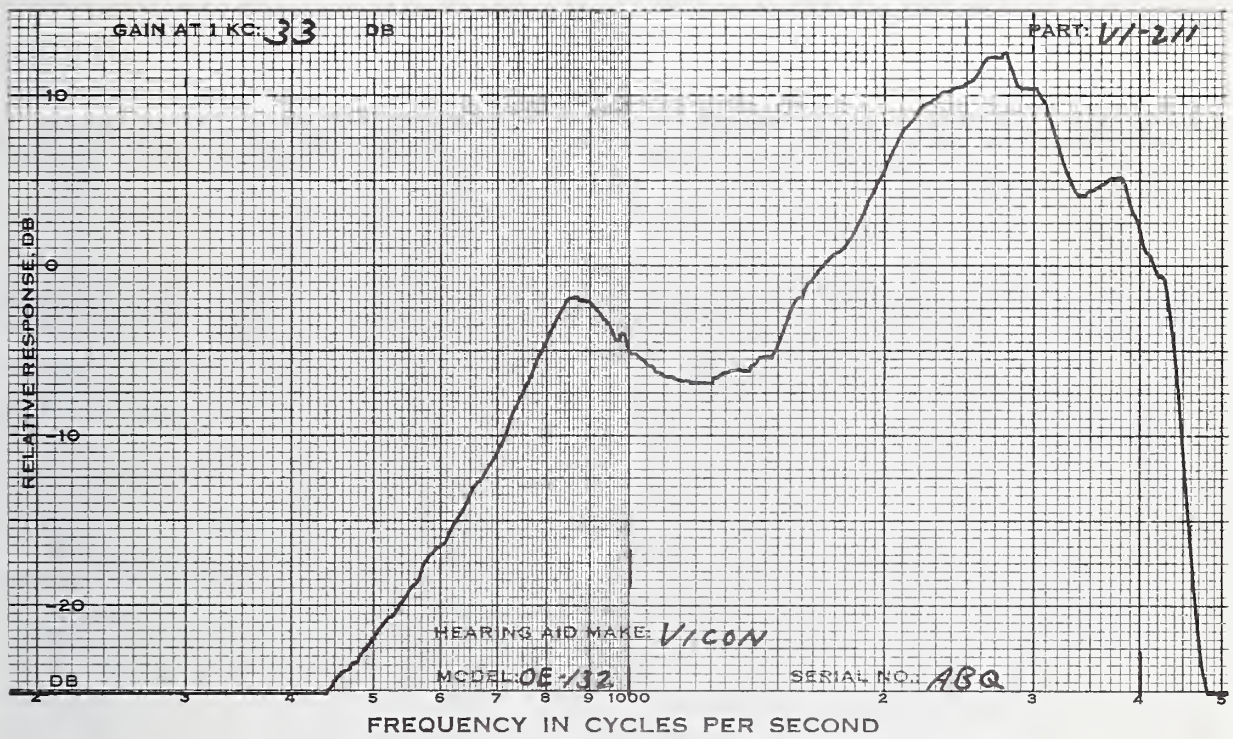
CODE	VI-211	VI-212	VI-213
SERIAL #	ABQ	AEK	AMH
DATE		JUNE 7, 1973	

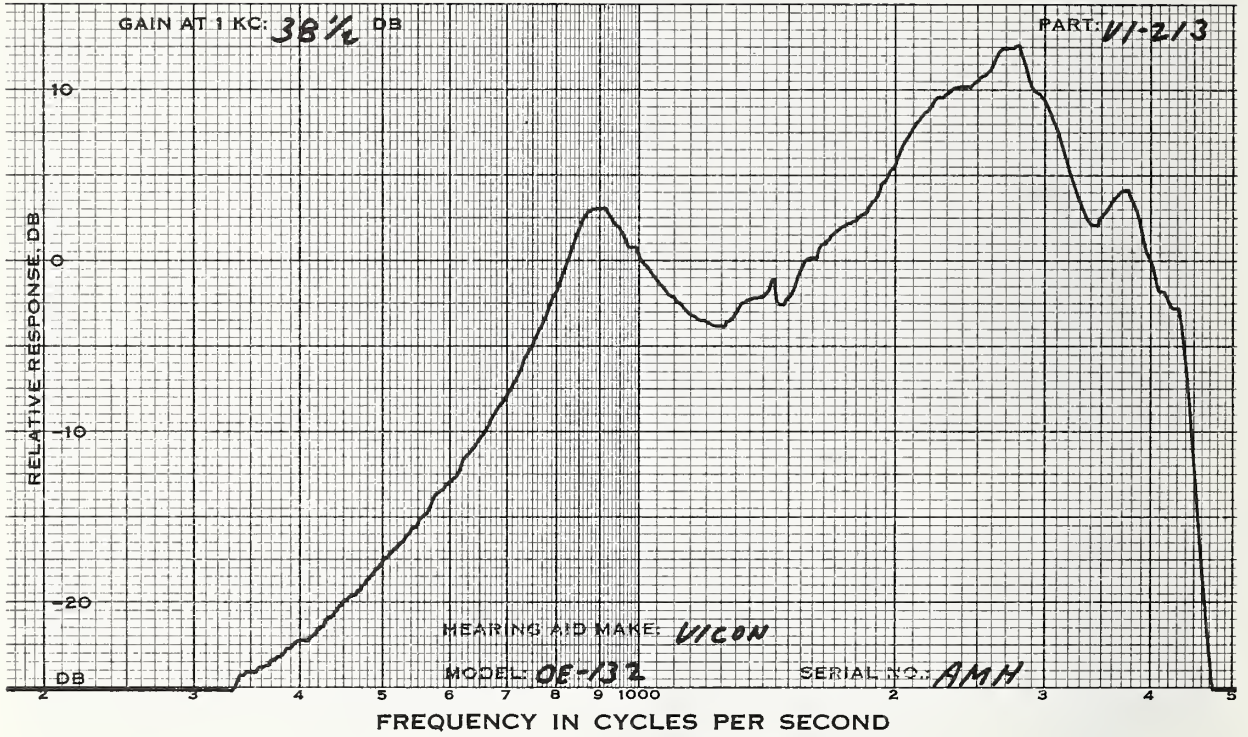
MEASUREMENTS WITH
FULL VOL CONTROL

1KHZ GAIN DB	39.5	39.5	44.0
MPO, RANDOM NOISE			
INPUT LEVEL, DB	70.0	71.0	72.0
OUTPUT LEVEL DB	112.0	113.0	113.0

MEASUREMENTS WITH
REDUCED VOLUME
CONTROL SETTING

1KHZ GAIN DB	33.0	33.5	38.5
HARMONIC DIST			
@INPUT LEVEL DB	60.0 70.0	60.0 70.0	60.0 70.0
900 HZ %	0 1	2 1	0 0
1500 HZ %	2 6	2 14	3 23
2000 HZ %	2 10	2 17	1 10
MAX DIST %	3 20	3 30	4 28
FREQ OF MAX DIS	1920 1920	1920 1920	1370 1870
S/N RATIO DB			
1KHZ SIGNAL	34.0	33.5	36.5
S/HUM RATIO DB			
1KHZ SIGNAL	N.M.	N.M.	N.M.
BATTERY DRAIN, MA			
NO INPUT	.5	.6	.5
65 DB INPUT	.5	.6	.5
BATTERY VOLTAGE	1.54	1.54	1.53
S/N 2KHZ	44.0	42.5	42.5





VICON
 MODEL:OE-135 TONE:A TUBING:7/8 BATTERY:S76 OE

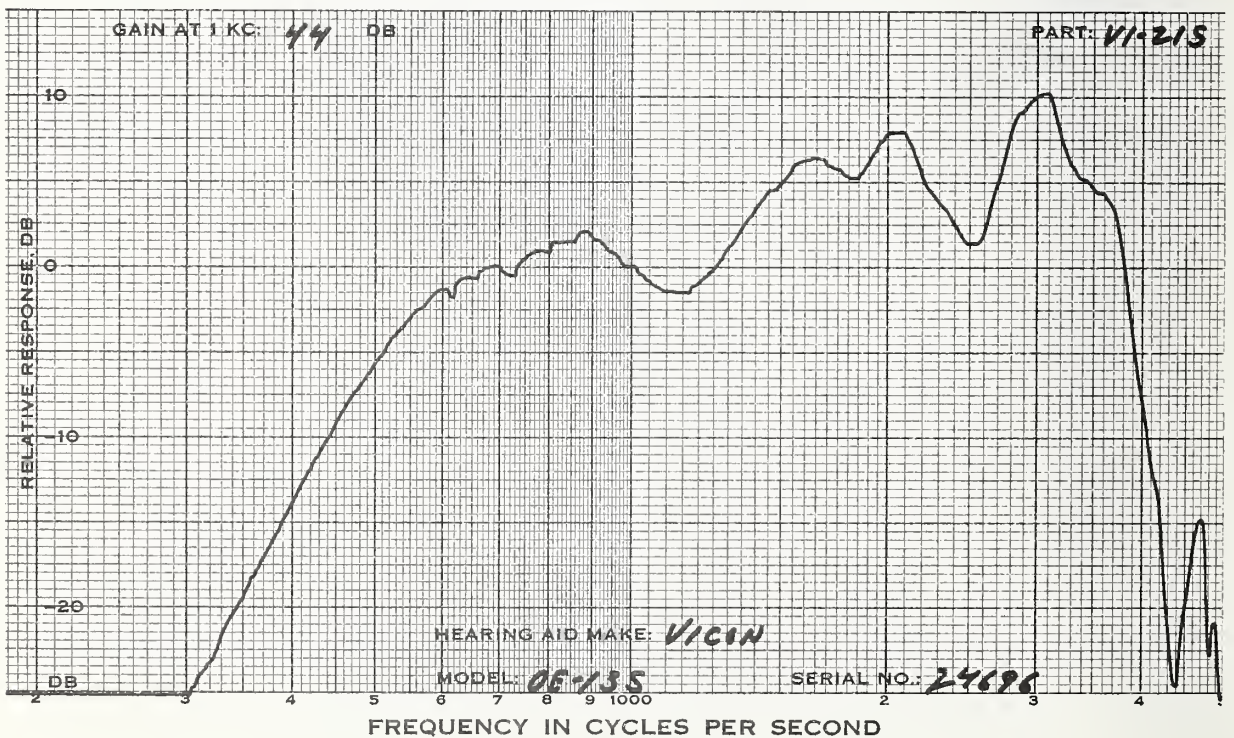
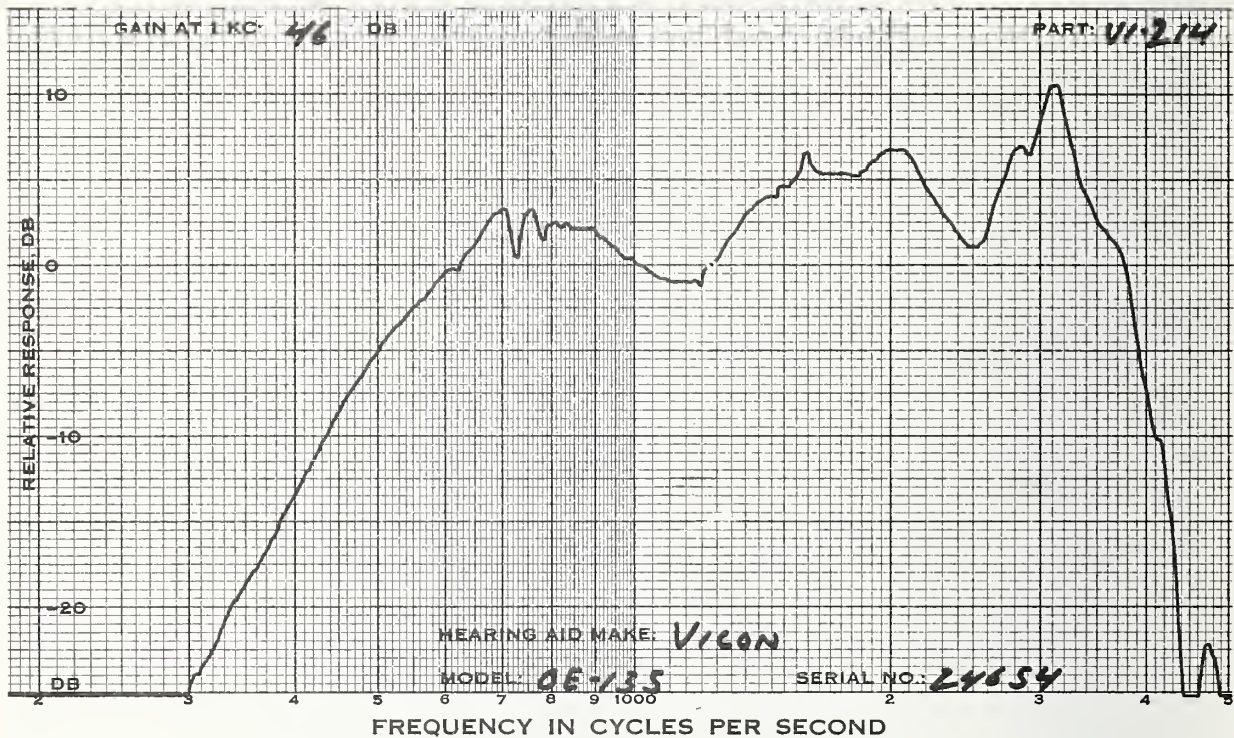
CODE	VI-214	VI-215	VI-216
SERIAL #	24654	24696	24749
DATE		MAY 14, 1973	

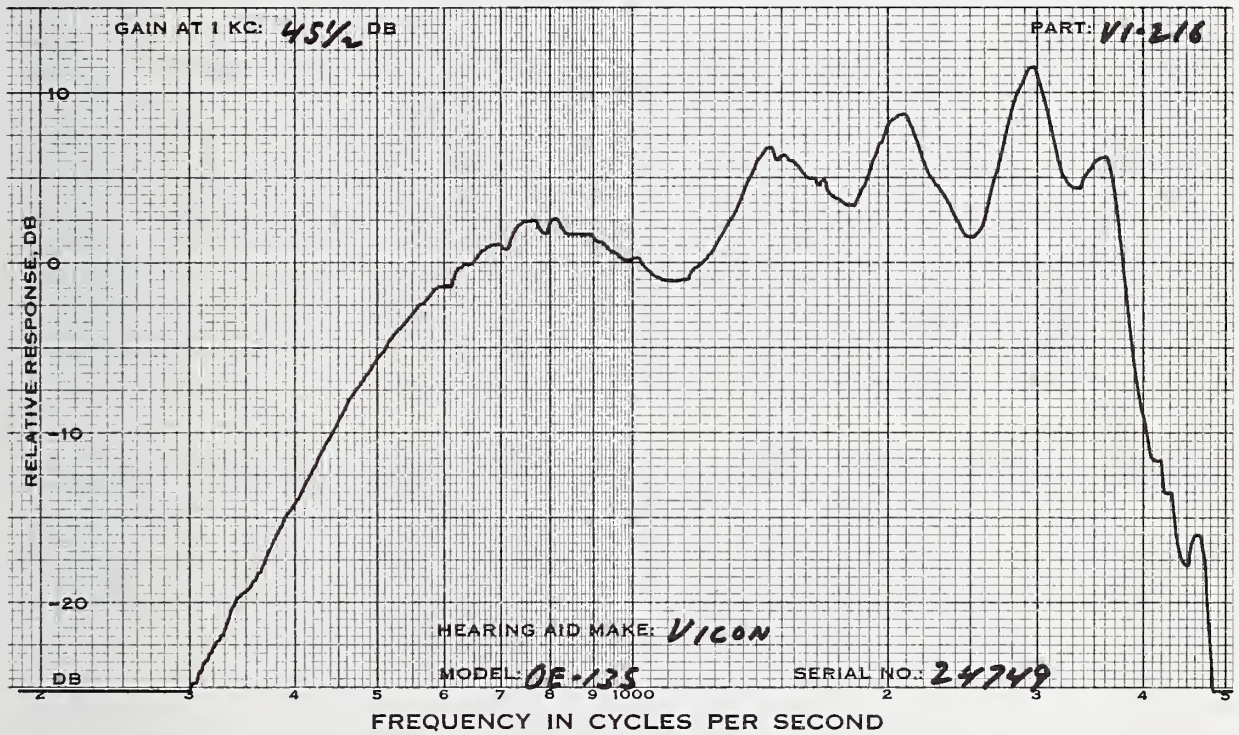
MEASUREMENTS WITH
 FULL VOL CONTROL

1KHZ GAIN DB	49.0	50.0	50.0
MPO, RANDOM NOISE			
INPUT LEVEL, DB	79.5	80.0	81.0
OUTPUT LEVEL DB	120.0	119.0	119.0

MEASUREMENTS WITH
 REDUCED VOLUME
 CONTROL SETTING

1KHZ GAIN DB	46.0	44.0	45.5
HARMONIC DIST			
@INPUT LEVEL DB	60.0 70.0	60.0 70.0	60.0 70.0
500 HZ %	1 2	2 2	1 3
700 HZ %	0 0	0 0	0 0
900 HZ %	0 1	0 2	0 1
MAX DIST %	6 54	6 42	9 36
FREQ OF MAX DIS	1580 1570	1560 1560	1430 1420
S/N RATIO DB			
1KHZ SIGNAL	43.0	46.0	44.5
S/HUM RATIO DB			
1KHZ SIGNAL	N.M.	N.M.	N.M.
BATTERY DRAIN, MA			
NO INPUT	2.1	2.1	1.9
65 DB INPUT	2.1	2.1	1.9
BATTERY VOLTAGE	1.54	1.54	1.54





VICON OE
 MODEL:OE-136 TONE:A TUBING:7/8 BATTERY:S76

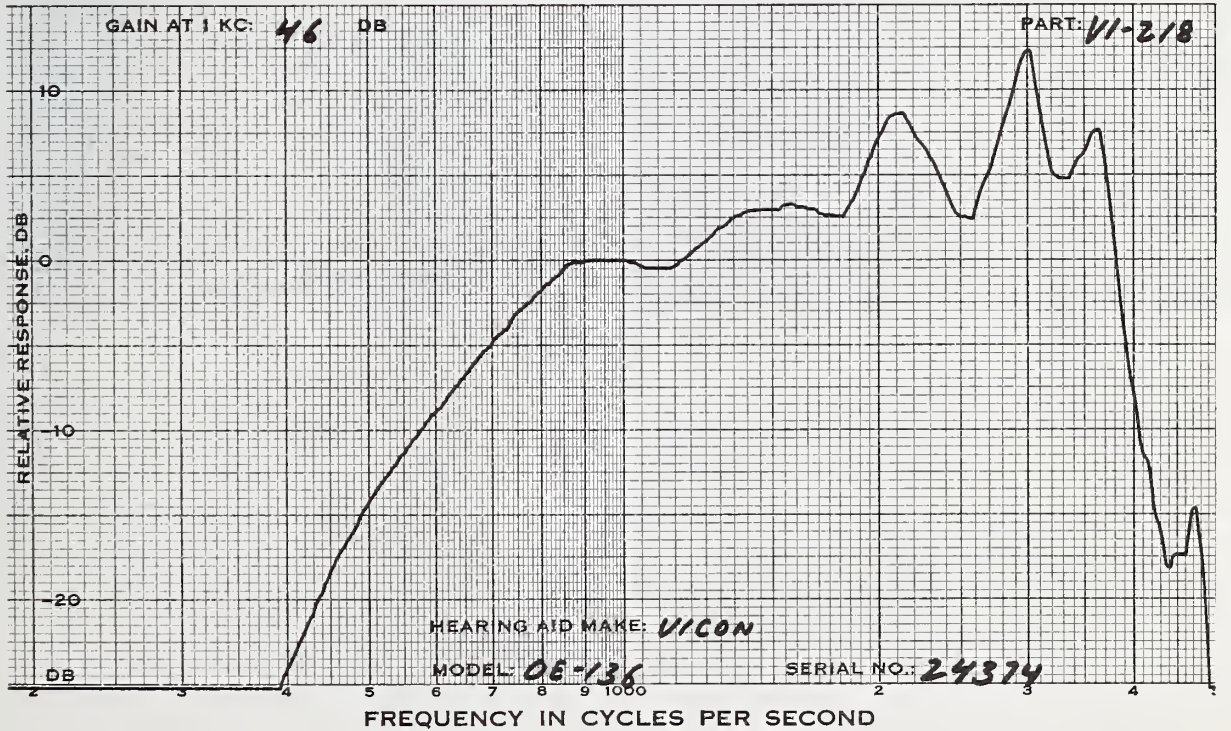
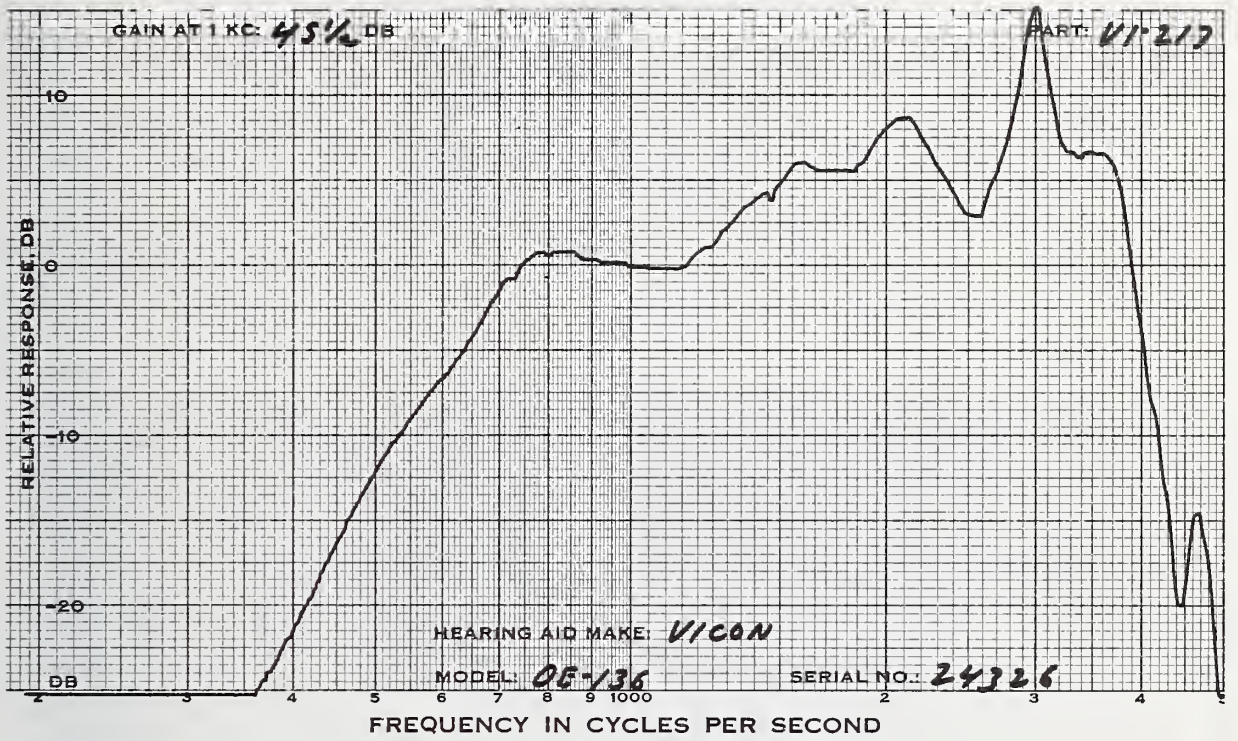
CODE	VI-217	VI-218	VI-219
SERIAL #	24326	24374	24512
DATE		MAY 14, 1973	

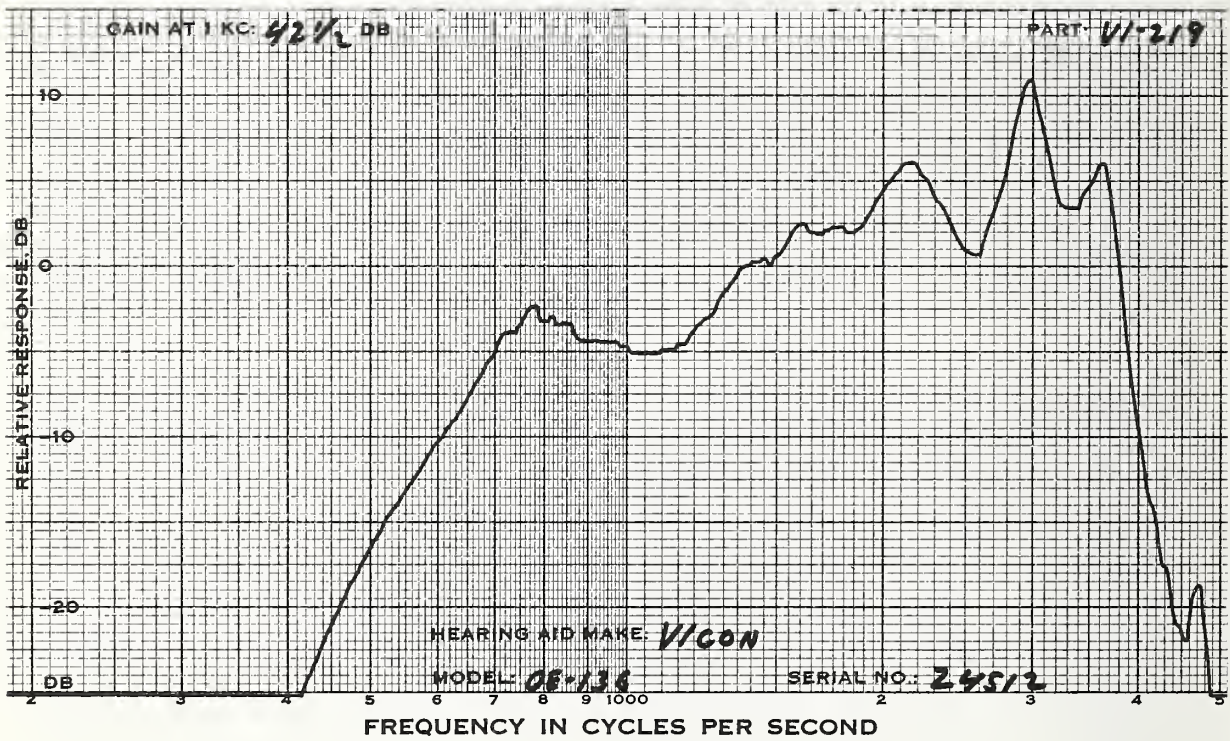
MEASUREMENTS WITH
 FULL VOL CONTROL

1KHZ GAIN DB	47.0	48.0	45.0
MPO, RANDOM NOISE			
INPUT LEVEL, DB	80.0	81.0	80.0
OUTPUT LEVEL DB	120.0	119.0	119.0

MEASUREMENTS WITH
 REDUCED VOLUME
 CONTROL SETTING

1KHZ GAIN DB	45.5	46.0	42.5
HARMONIC DIST			
@INPUT LEVEL DB	60.0 70.0	60.0 70.0	60.0 70.0
500 HZ %	2 1	2 1	1 0
700 HZ %	0 0	0 0	0 0
900 HZ %	0 0	0 0	0 0
MAX DIST %	3 32	6 34	3 28
FREQ OF MAX DIS	1480 1530	1470 1500	1470 1550
S/N RATIO DB			
1KHZ SIGNAL	43.5	46.5	42.5
S/HUM RATIO DB			
1KHZ SIGNAL	N.M.	N.M.	N.M.
BATTERY DRAIN, MA			
NO INPUT	2.3	2.1	2.1
65 DB INPUT	2.3	2.1	2.1
BATTERY VOLTAGE	1.55	1.55	1.55





VICON OE SPECIAL
 MODEL:OE-139 TONE:NONE TUBING:1 3/8 BATTERY:S13

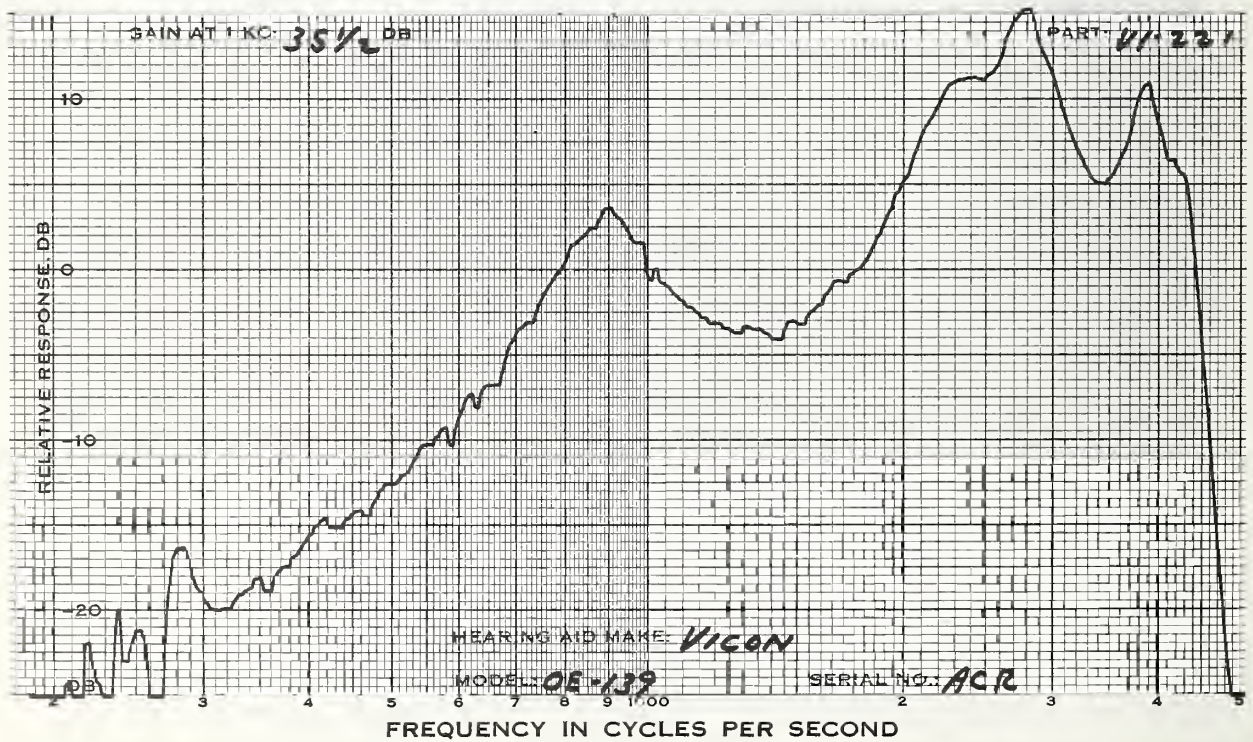
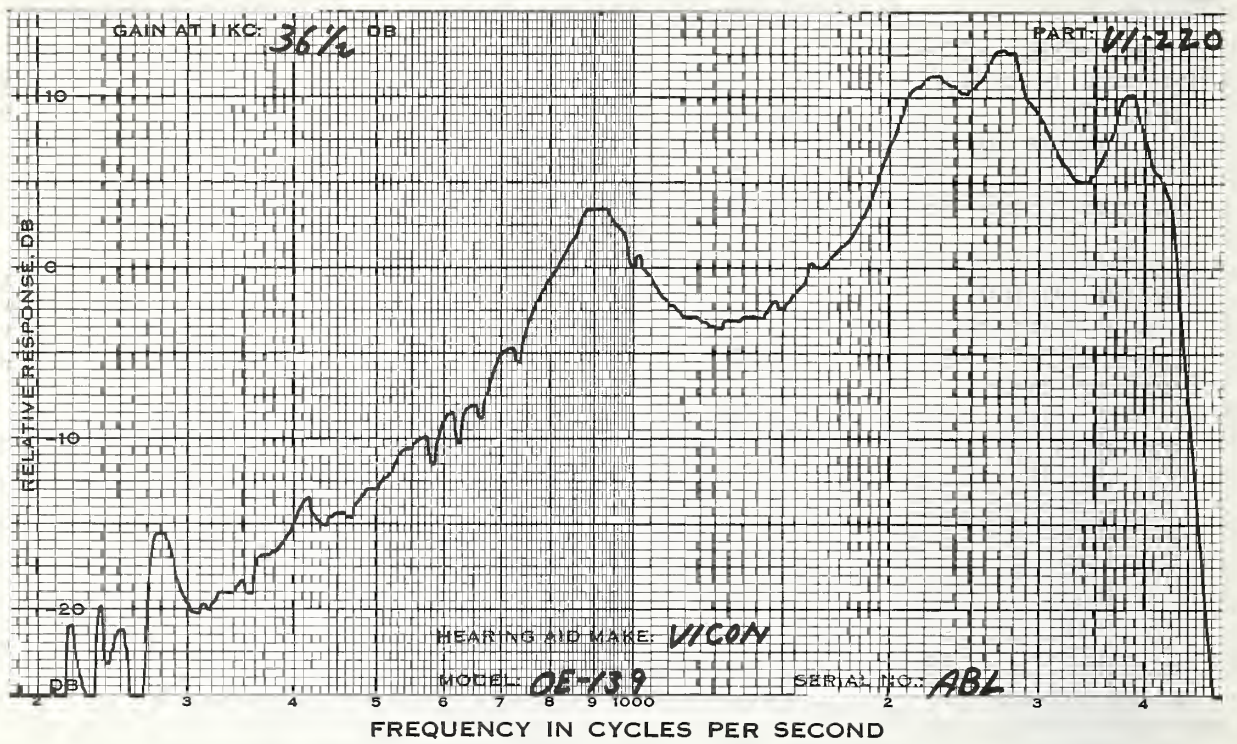
CODE	VI-220	VI-221	VI-222
SERIAL #	ABL	ACR	AEY
DATE		JUNE 13, 197	

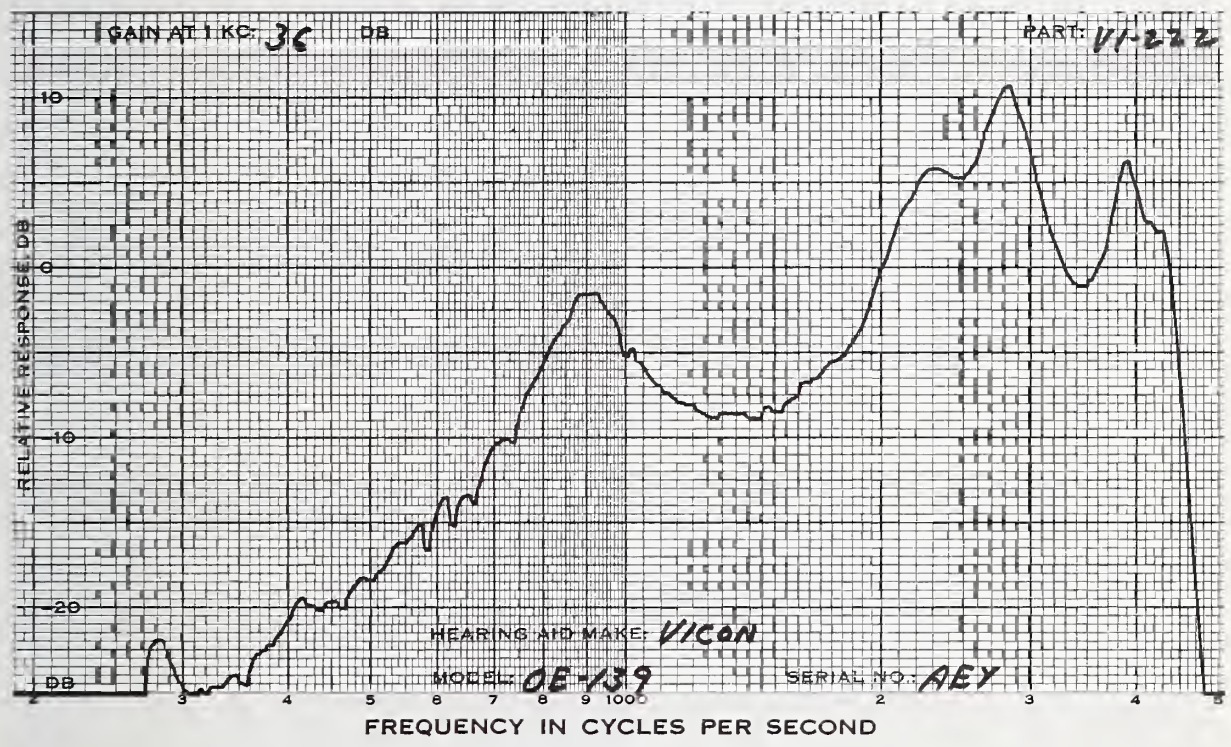
MEASUREMENTS WITH
FULL VOL CONTROL

1KHZ GAIN DB	41.0	41.0	41.5
MPO, RANDOM NOISE			
INPUT LEVEL, DB	73.0	71.0	72.0
OUTPUT LEVEL DB	111.0	111.0	112.0

MEASUREMENTS WITH
REDUCED VOLUME
CONTROL SETTING

1KHZ GAIN DB	36.5	35.5	36.0
HARMONIC DIST			
@INPUT LEVEL DB	60.0 70.0	60.0 70.0	60.0 70.0
500 HZ %	0 0	0 0	0 0
700 HZ %	0 0	0 0	0 0
900 HZ %	0 0	0 1	0 1
MAX DIST %	2 20	1 22	1 20
FREQ OF MAX DIS	1940 1920	2010 1930	2040 1950
S/N RATIO DB			
1KHZ SIGNAL	40.5	39.5	40.0
S/HUM RATIO DB			
1KHZ SIGNAL	N.M.	N.M.	N.M.
BATTERY DRAIN, MA			
NO INPUT	.7	.7	.7
65 DB INPUT	.7	.7	.7
BATTERY VOLTAGE	1.55	1.55	1.54





WIDEX OE
 MODEL:A1-T TONE:SEE BELOW TUBING:3/4 BATTERY:675

CODE	WI-061	WI-062	WI-063
SERIAL #	850	859	864
DATE		JUNE 12, 197	

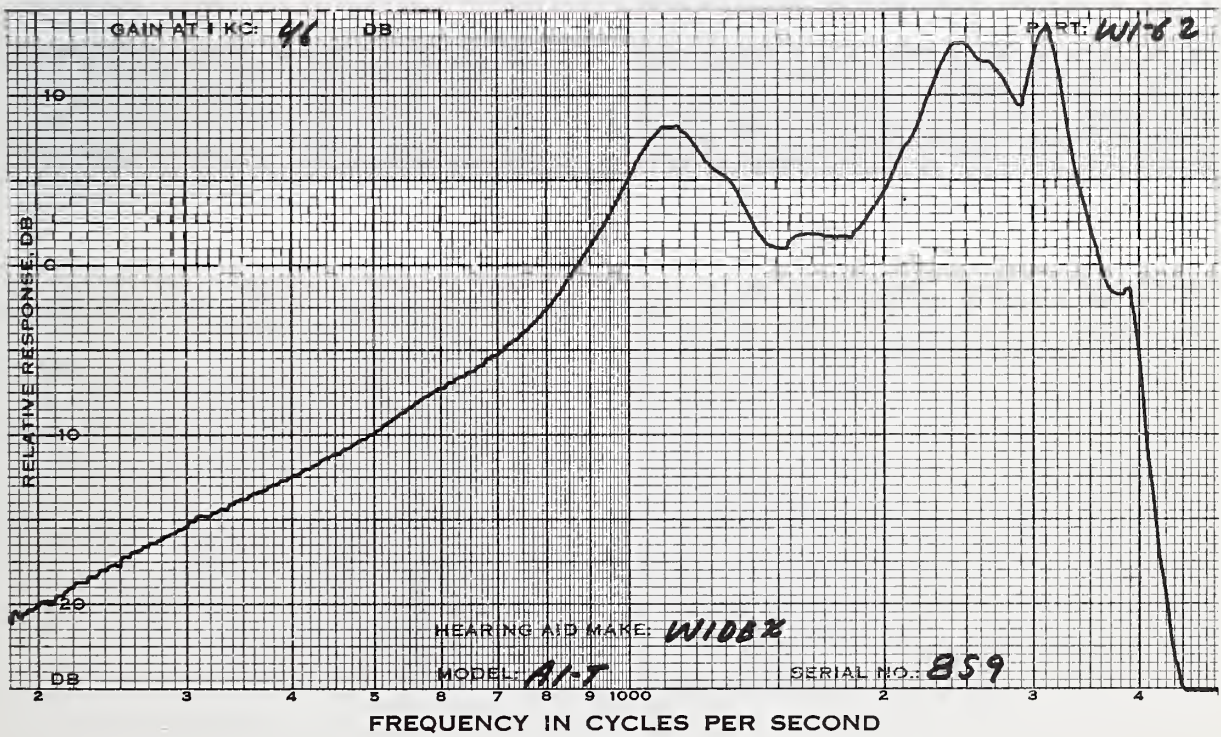
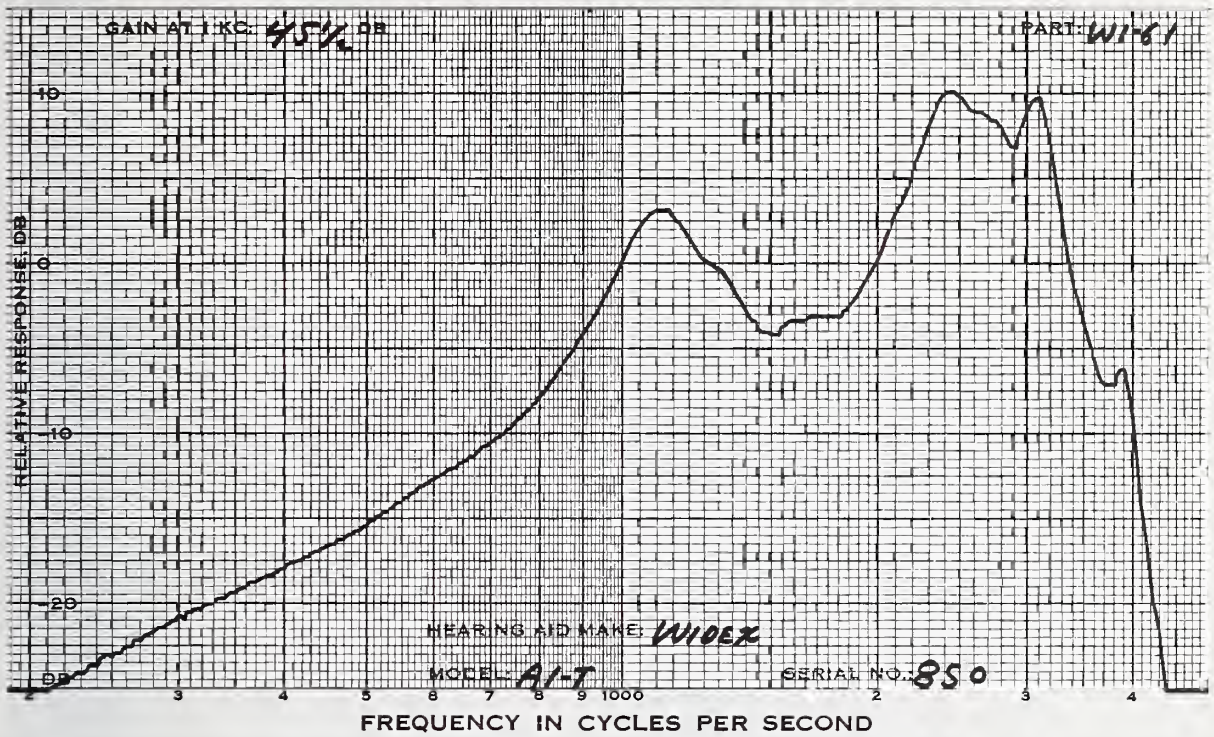
MEASUREMENTS WITH
FULL VOL CONTROL

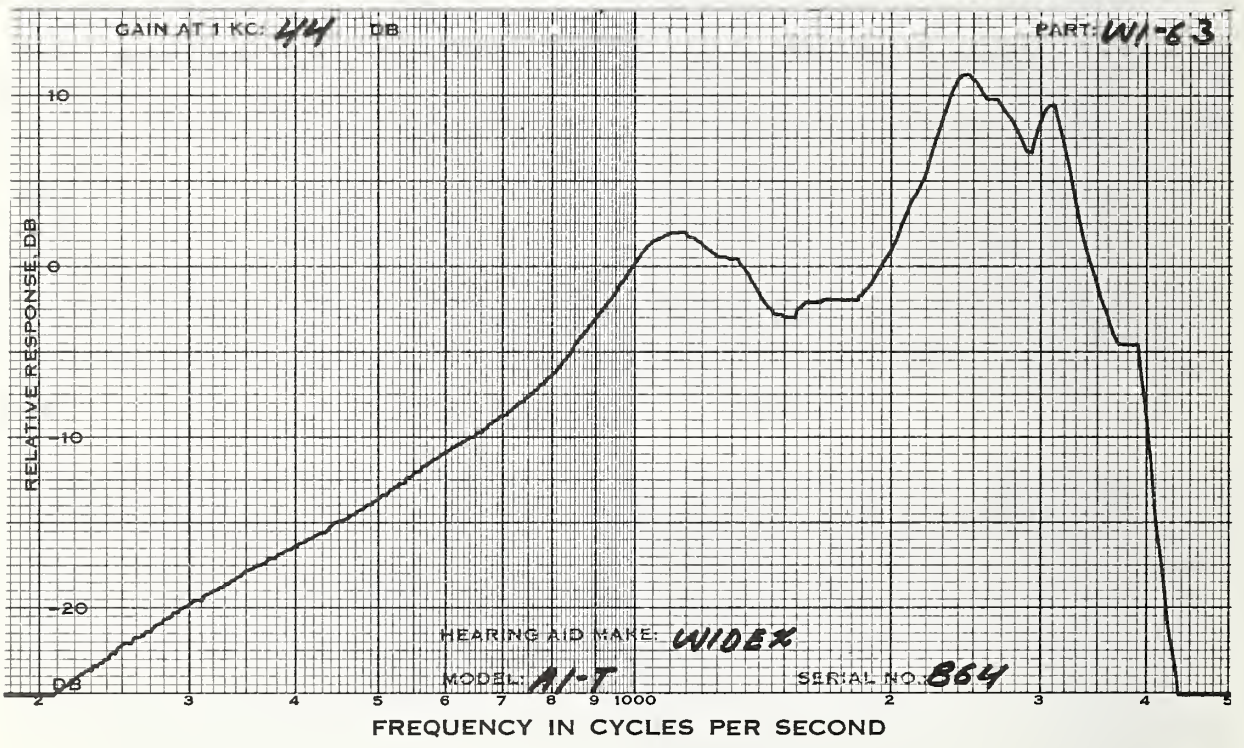
1KHZ GAIN DB	48.0	46.0	46.0
MPO, RANDOM NOISE			
INPUT LEVEL, DB	83.0	82.0	81.5
OUTPUT LEVEL DB	117.0	115.0	116.0

MEASUREMENTS WITH
REDUCED VOLUME
CONTROL SETTING

1KHZ GAIN DB	45.5	46.0(FULL)	44.0
HARMONIC DIST			
@INPUT LEVEL DB	60.0 70.0	60.0 70.0	60.0 70.0
500 HZ %	0 6	6 7	6 6
700 HZ %	2 2	1 3	2 3
900 HZ %	0 1	0 1	1 1
MAX DIST %	4 6	6 7	6 6
FREQ OF MAX DIS	1500 1270	500 500	500 500
S/N RATIO DB			
1KHZ SIGNAL	40.5	41.0	41.0
S/HUM RATIO DB			
1KHZ SIGNAL	N.M.	N.M.	N.M.
BATTERY DRAIN, MA			
NO INPUT	1.1	1.4	1.1
65 DB INPUT	1.1	1.4	1.1
BATTERY VOLTAGE	1.39	1.41	1.41

LEFT:BETWEEN 1:2 CENTER: CW RIGHT:CCW





WIDEX OE
 MODEL:A2T L:CW R:CCW TUBING:3/4 BATTERY:675

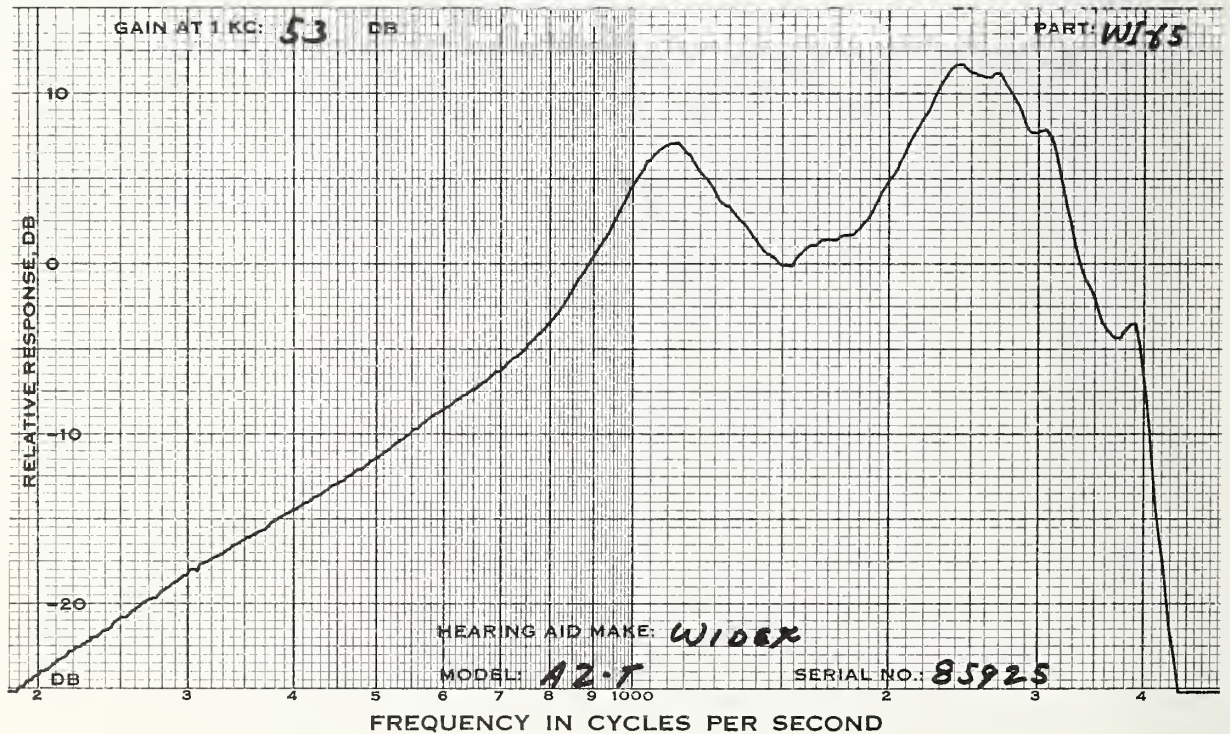
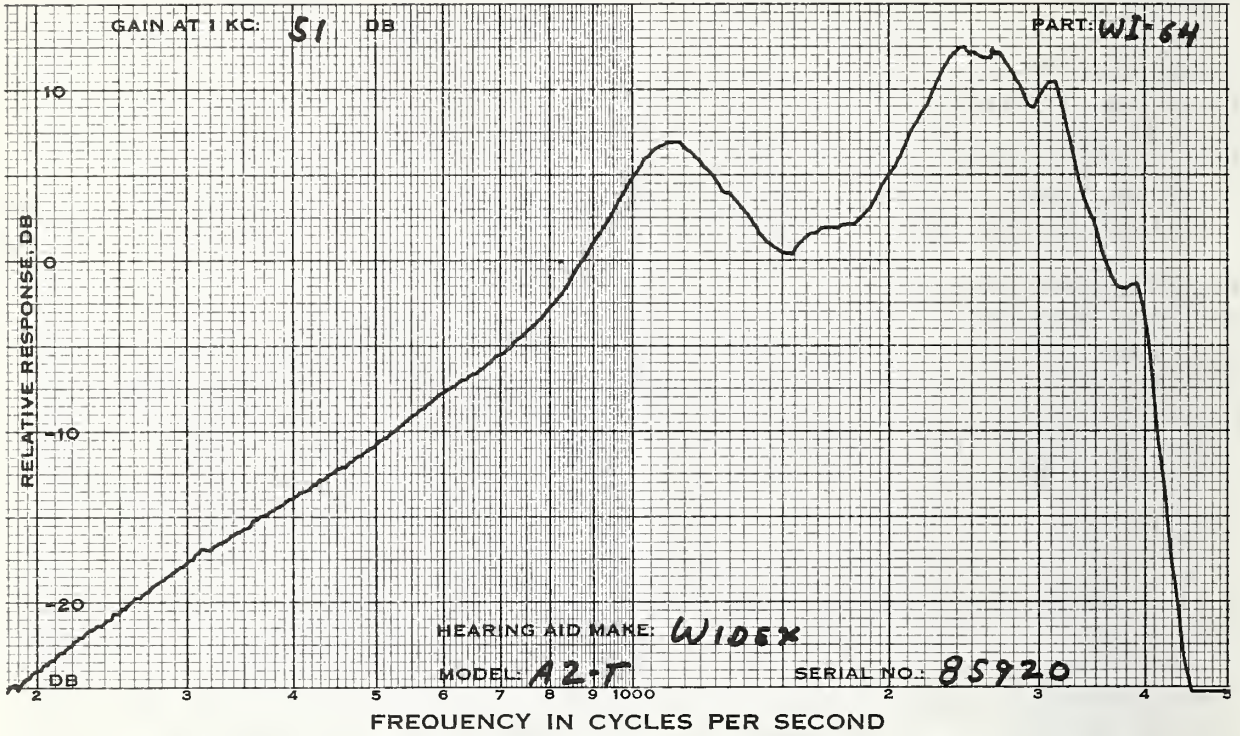
CODE	WI-064	WI-065	WI-066
SERIAL #	85920	85925	85953
DATE		MAY 4, 1973	

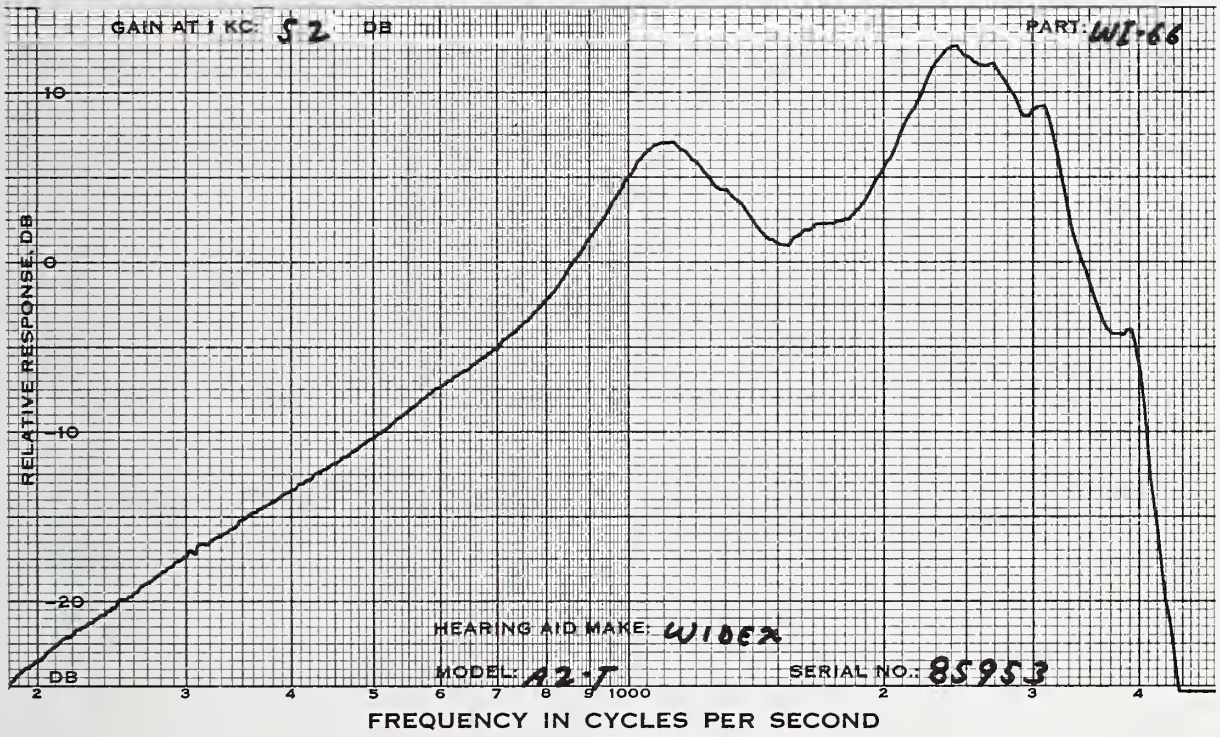
MEASUREMENTS WITH
 FULL VOL CONTROL

	WI-064	WI-065	WI-066
1KHZ GAIN DB	51.0	53.0	52.0
MPO, RANDOM NOISE			
INPUT LEVEL, DB	82.0	82.5	83.0
OUTPUT LEVEL DB	128.5	129.0	129.0

MEASUREMENTS WITH
 REDUCED VOLUME
 CONTROL SETTING

	WI-064	WI-065	WI-066
1KHZ GAIN DB	51.0(FULL)	53.0(FULL)	52.0(FULL)
HARMONIC DIST			
@INPUT LEVEL DB	67.0 77.0	66.0 76.0	67.0 77.0
500 HZ %	3 7	6 11	9 14
700 HZ %	2 5	2 5	4 6
900 HZ %	1 3	1 3	1 2
MAX DIST %	6 6	6 11	9 14
FREQ OF MAX DIS	1530 500	500 500	500 500
S/N RATIO DB			
1KHZ SIGNAL	46.5	46.0	48.0
S/HUM RATIO DB			
1KHZ SIGNAL	N.M.	N.M.	N.M.
BATTERY DRAIN, MA			
NO INPUT	7.9	7.3	8.5
65 DB INPUT	11.8	11.5	10.8
BATTERY VOLTAGE	1.32	1.33	1.34





WIDEX 08
 MODEL:29 TONE:H EARPHONE:AFT-1 BATTERY:401

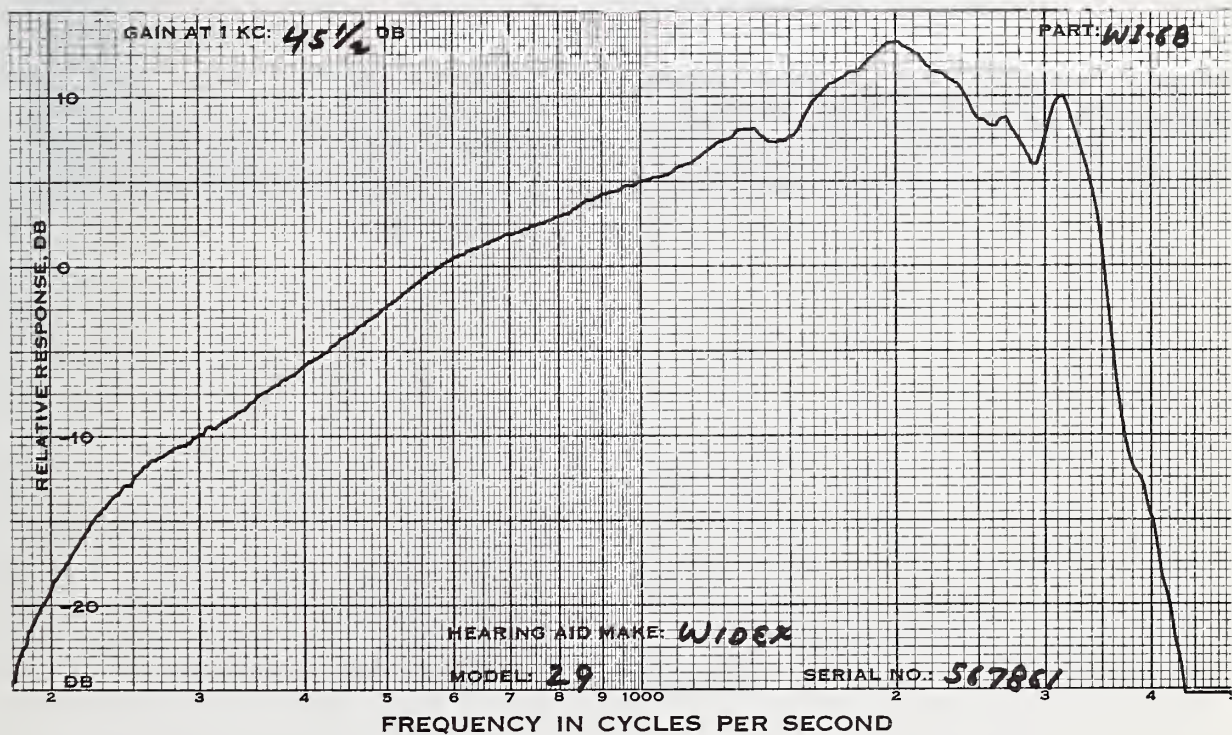
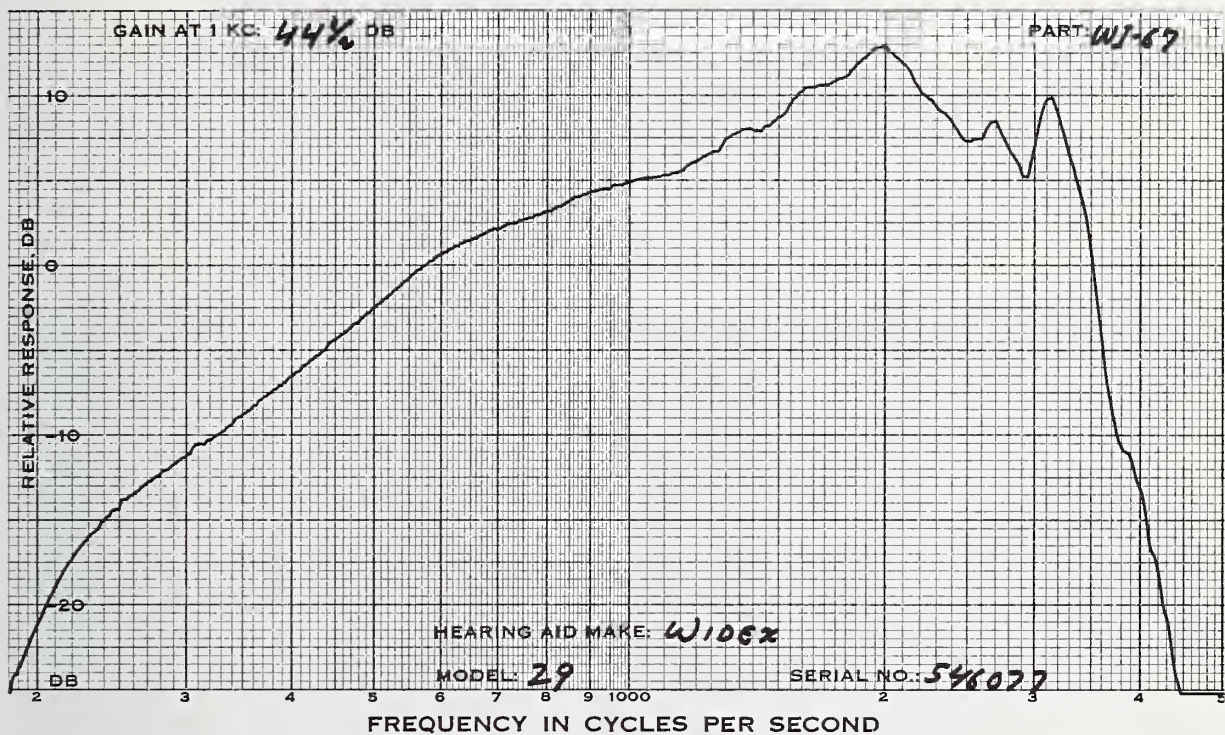
CODE	WI-067	WI-068	WI-069
SERIAL #	546077	567861	567868
DATE		MAY 7, 1973	

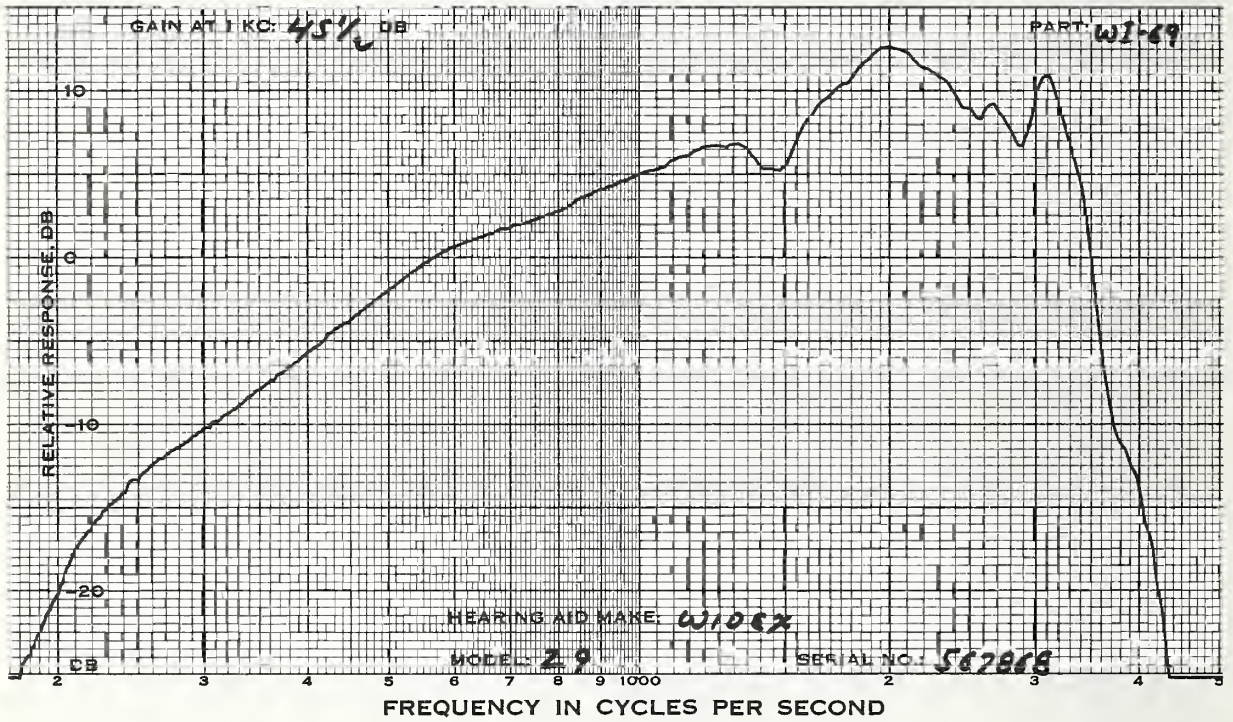
MEASUREMENTS WITH
 FULL VOL CONTROL

1KHZ GAIN DB	53.0	53.5	54.0
MPO, RANDOM NOISE			
INPUT LEVEL, DB	72.0	75.0	70.0
OUTPUT LEVEL DB	117.5	118.0	119.0

MEASUREMENTS WITH
 REDUCED VOLUME
 CONTROL SETTING

1KHZ GAIN DB	44.5	45.5	45.5
HARMONIC DIST			
@INPUT LEVEL DB	60.0 70.0	60.0 70.0	60.0 70.0
500 HZ %	2 3	2 4	2 3
700 HZ %	1 3	1 4	1 3
900 HZ %	2 3	2 7	2 4
MAX DIST %	2 20	2 25	2 10
FREQ OF MAX DIS	500 1570	500 1600	1070 1310
S/N RATIO DB			
1KHZ SIGNAL	50.5	50.0	48.0
S/HUM RATIO DB			
1KHZ SIGNAL	N.M.	N.M.	N.M.
BATTERY DRAIN, MA			
NO INPUT	2.6	2.5	2.5
65 DB INPUT	2.5	2.5	2.5
BATTERY VOLTAGE	1.42	1.42	1.45





WIDEX 08
 MODEL:45 TONE:N EARPHONE:AFA-0 BATTERY:401

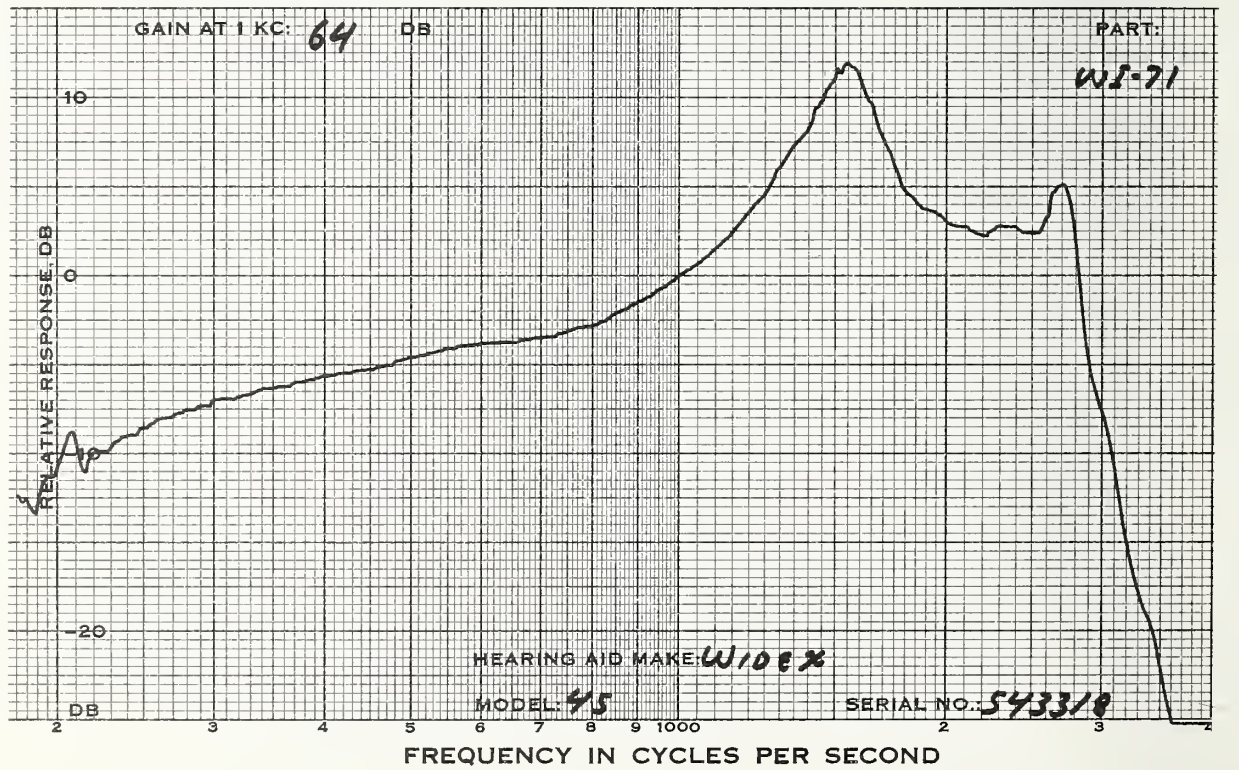
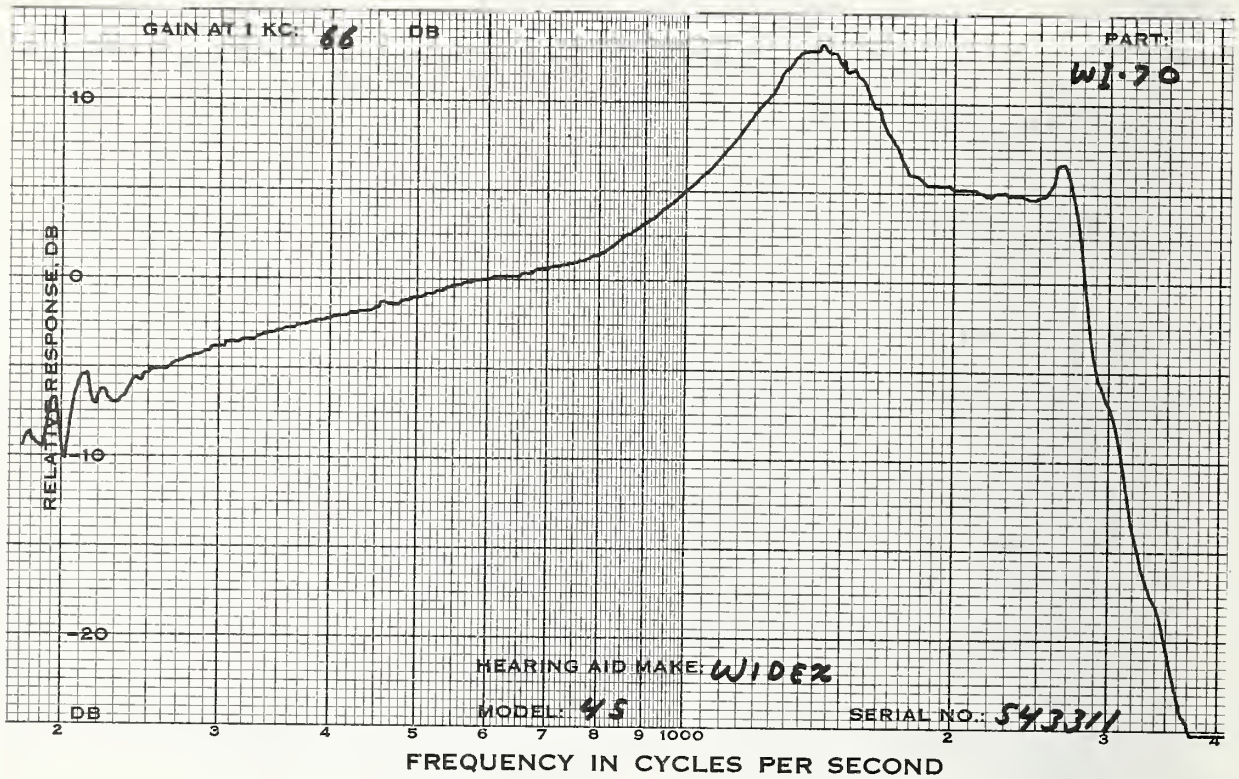
CODE	WI-070	WI-071	WI-072
SERIAL #	543311	543318	554990
DATE		MAY 7, 1973	

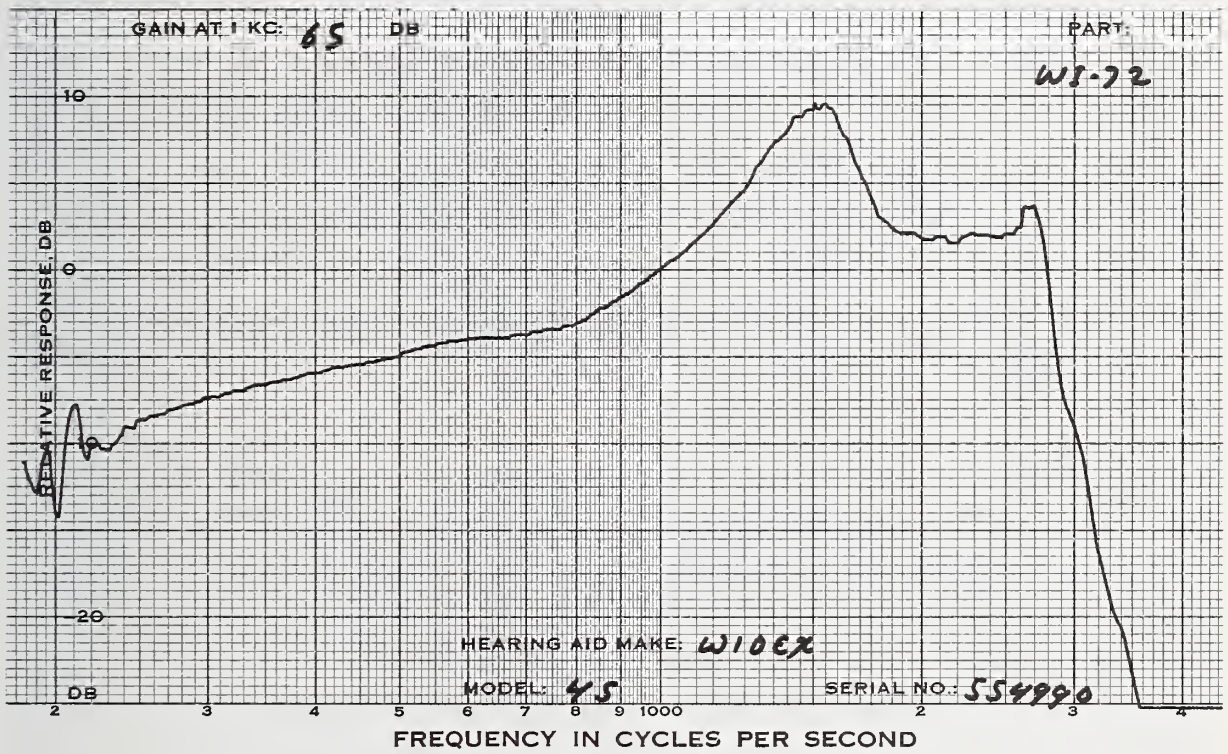
MEASUREMENTS WITH
 FULL VOL CONTROL

1KHZ GAIN DB	72.5	71.5	71.5
MPO, RANDOM NOISE			
INPUT LEVEL, DB	73.5	72.0	74.5
OUTPUT LEVEL DB	137.5	138.0	138.0

MEASUREMENTS WITH
 REDUCED VOLUME
 CONTROL SETTING

1KHZ GAIN DB	66.0	64.0	65.0
HARMONIC DIST			
@INPUT LEVEL DB	60.0 70.0	60.0 70.0	60.0 70.0
500 HZ %	8 8	9 9	8 8
700 HZ %	15 17	14 22	15 21
900 HZ %	2 2	6 6	4 3
MAX DIST %	17 18	23 30	18 22
FREQ OF MAX DIS	700 720	750 760	740 740
S/N RATIO DB			
1KHZ SIGNAL	43.0	42.0	43.0
S/HUM RATIO DB			
1KHZ SIGNAL	N.M.	N.M.	N.M.
BATTERY DRAIN, MA			
NO INPUT	4.1	4.5	5.5
65 DB INPUT	19.0	17.5	18.0
BATTERY VOLTAGE	1.32	1.32	1.33





WIDEX OE
 MODEL: 52 TONE: NONE TUBING: 3/4 BATTERY: S76

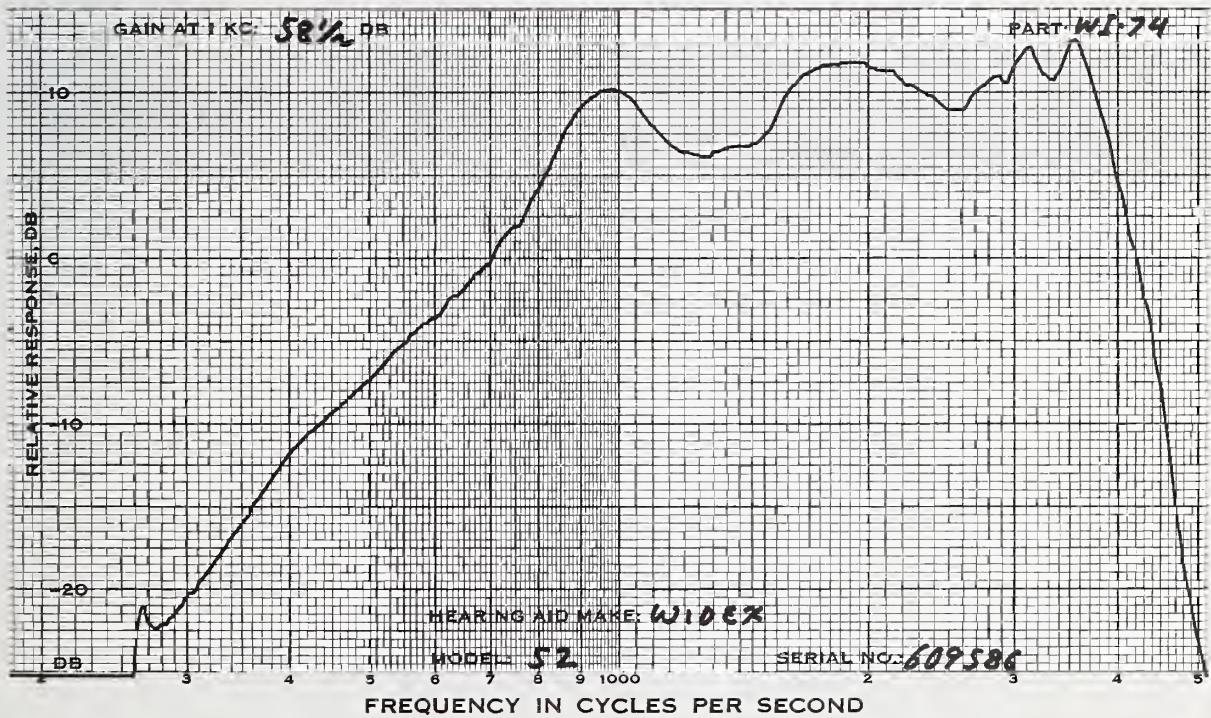
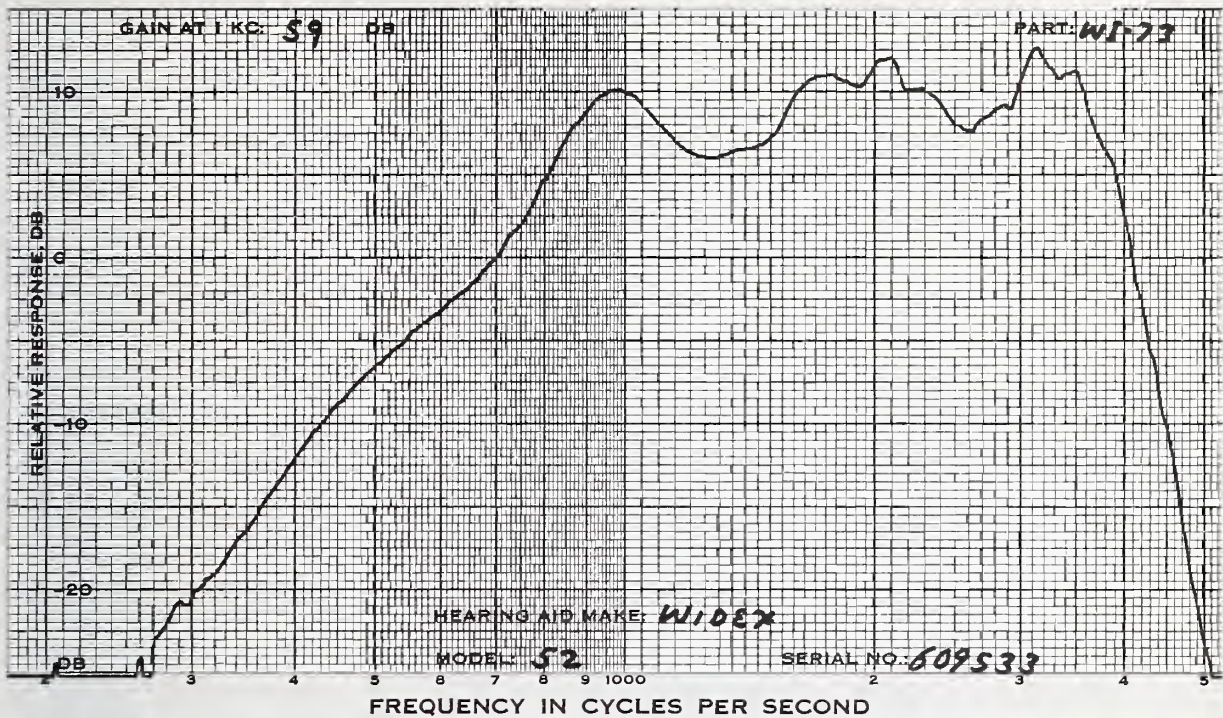
CODE	WI-073	WI-074	WI-075
SERIAL #	609533	609586	611516
DATE		MAY 4, 1973	

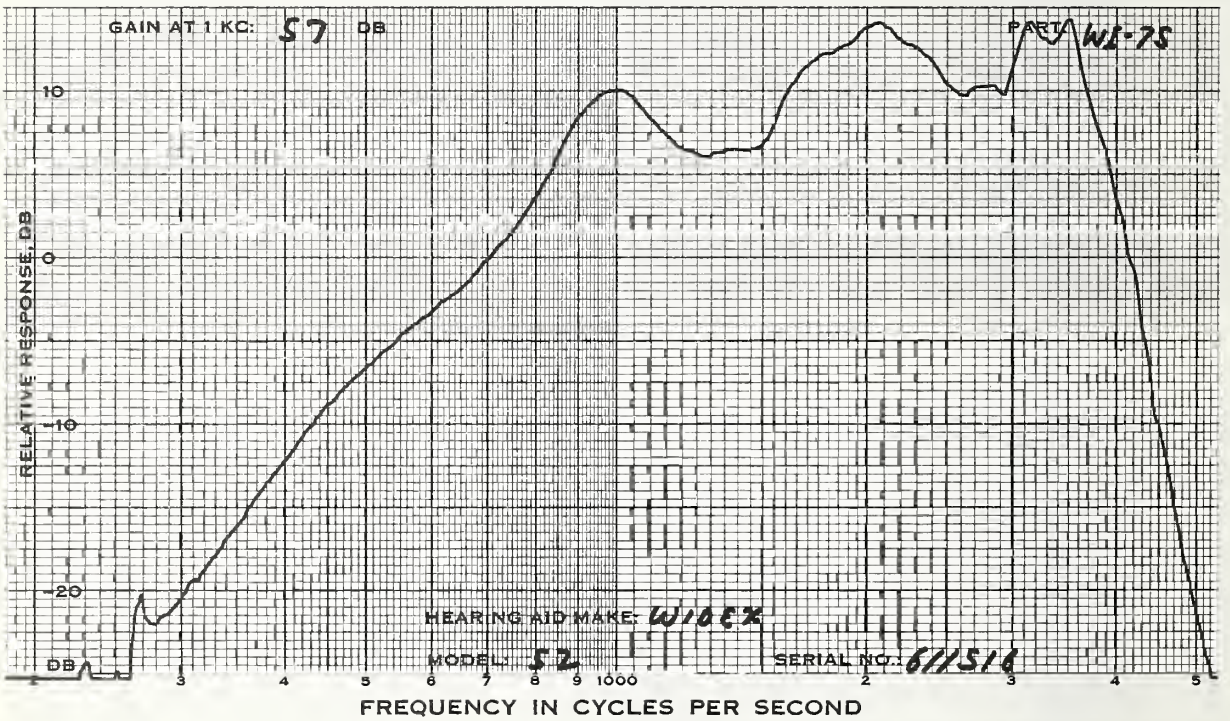
MEASUREMENTS WITH
 FULL VOL CONTROL

1KHZ GAIN DB	61.5	61.5	60.0
MPO, RANDOM NOISE			
INPUT LEVEL, DB	78.5	79.5	80.0
OUTPUT LEVEL DB	128.5	128.0	128.0

MEASUREMENTS WITH
 REDUCED VOLUME
 CONTROL SETTING

1KHZ GAIN DB	59.0	58.5	57.0
HARMONIC DIST			
@INPUT LEVEL DB	60.0 70.0	60.0 70.0	60.0 70.0
500 HZ %	9 12	7 12	5 8
700 HZ %	5 9	4 7	3 7
900 HZ %	2 2	2 2	2 1
MAX DIST %	9 12	7 12	5 11
FREQ OF MAX DIS	500 500	500 500	500 1730
S/N RATIO DB			
1KHZ SIGNAL	49.5	49.5	49.5
S/HUM RATIO DB			
1KHZ SIGNAL	N.M.	N.M.	N.M.
BATTERY DRAIN, MA			
NO INPUT	2.6	2.8	3.2
65 DB INPUT	3.3	3.3	3.7
BATTERY VOLTAGE	1.54	1.55	1.54





WIDEX OE HIGH PASS
 MODEL:85 H:CW TUBING:3/4 BATTERY:675

CODE	WI-076	WI-077	WI-078
SERIAL #	19849	19855	23537
DATE		JUNE 5, 1973	

MEASUREMENTS WITH FULL VOL CONTROL

1KHZ GAIN DB	39.0	38.0	39.0
MPO, RANDOM NOISE INPUT LEVEL, DB	81.0	82.0	83.0
OUTPUT LEVEL DB	117.0	118.0	117.5

MEASUREMENTS WITH REDUCED VOLUME CONTROL SETTING

1KHZ GAIN DB	39.0(FULL)		38.0(FULL)		39.0(FULL)	
--------------	------------	--	------------	--	------------	--

HARMONIC DIST

@INPUT LEVEL DB	65.0	75.0	65.0	75.0	65.0	75.0
900 HZ %	0	1	1	2	1	2
1500 HZ %	2	2	2	0	4	6
2000 HZ %	0	2	0	1	0	1
MAX DIST %	2	2	2	2	4	45
FREQ OF MAX DIS	1500	1500	700	2240	1500	1290

S/N RATIO DB

1KHZ SIGNAL	42.5	40.5	43.5
-------------	------	------	------

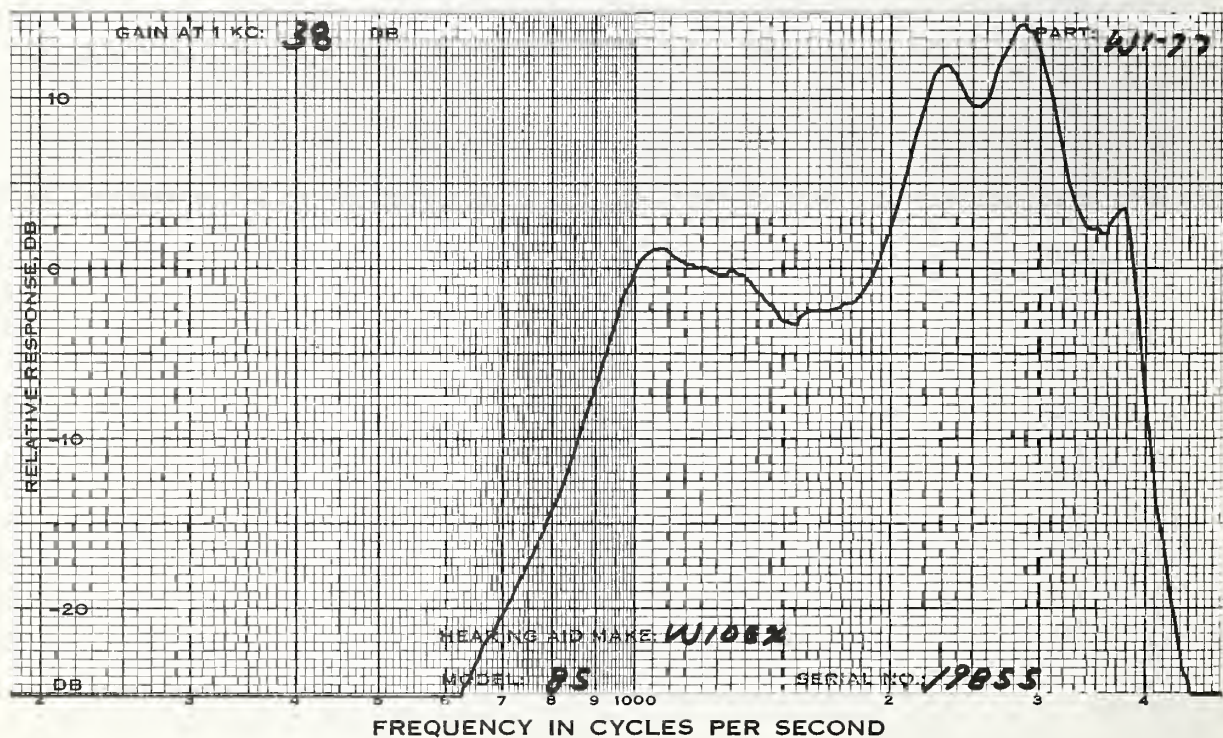
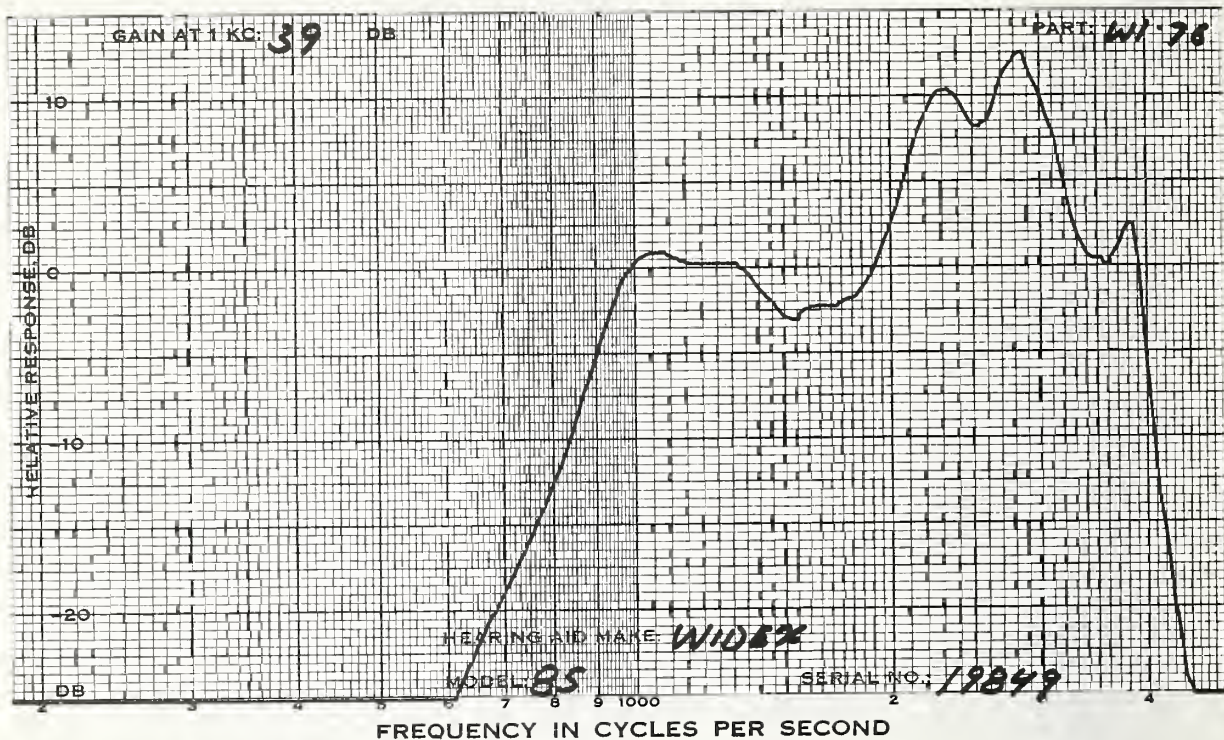
S/HUM RATIO DB

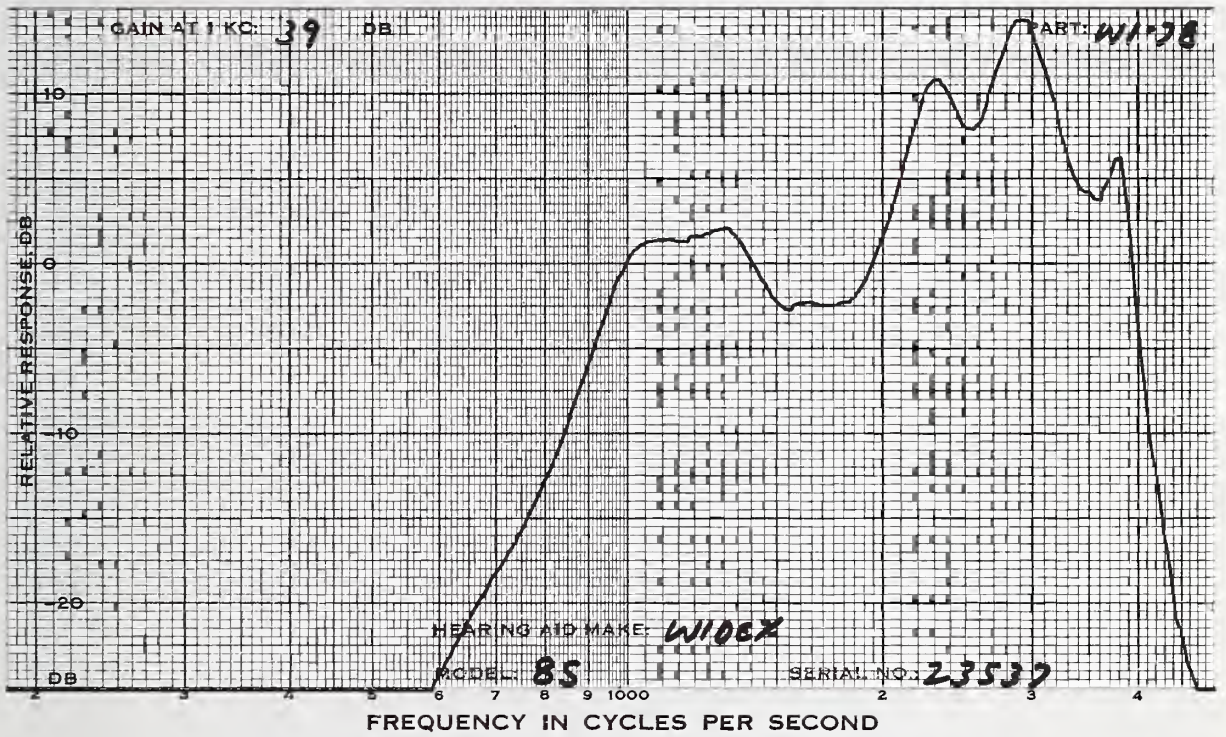
1KHZ SIGNAL	N.M.	N.M.	N.M.
-------------	------	------	------

BATTERY DRAIN, MA

NO INPUT	1.1	1.3	1.1
65 DB INPUT	1.1	1.3	1.1
BATTERY VOLTAGE	1.33	1.33	1.34

S/N 2KHZ.	46.0	44.0	45.0
-----------	------	------	------





WIDEX
 MODEL:105 TONE: CW TUBING: 3/4 BATTERY: S13 OE

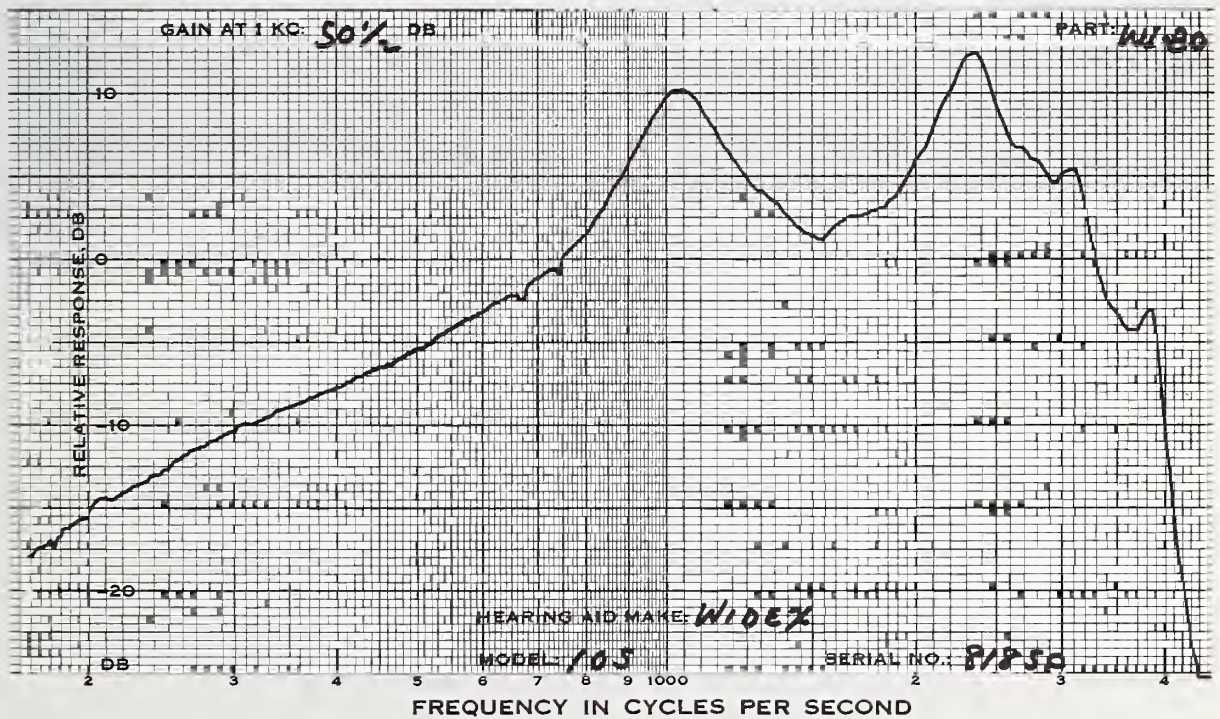
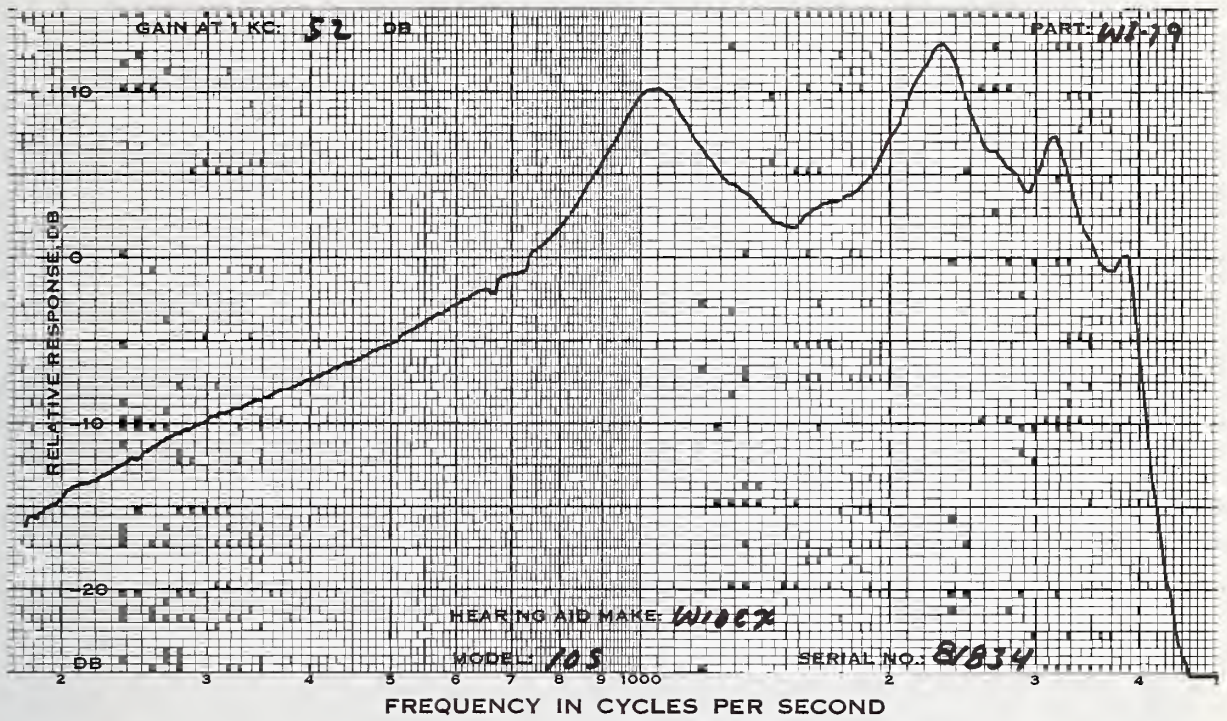
CODE	WI-079	WI-080	WI-081
SERIAL #	81834	81850	92498
DATE		MAY 4, 1973	

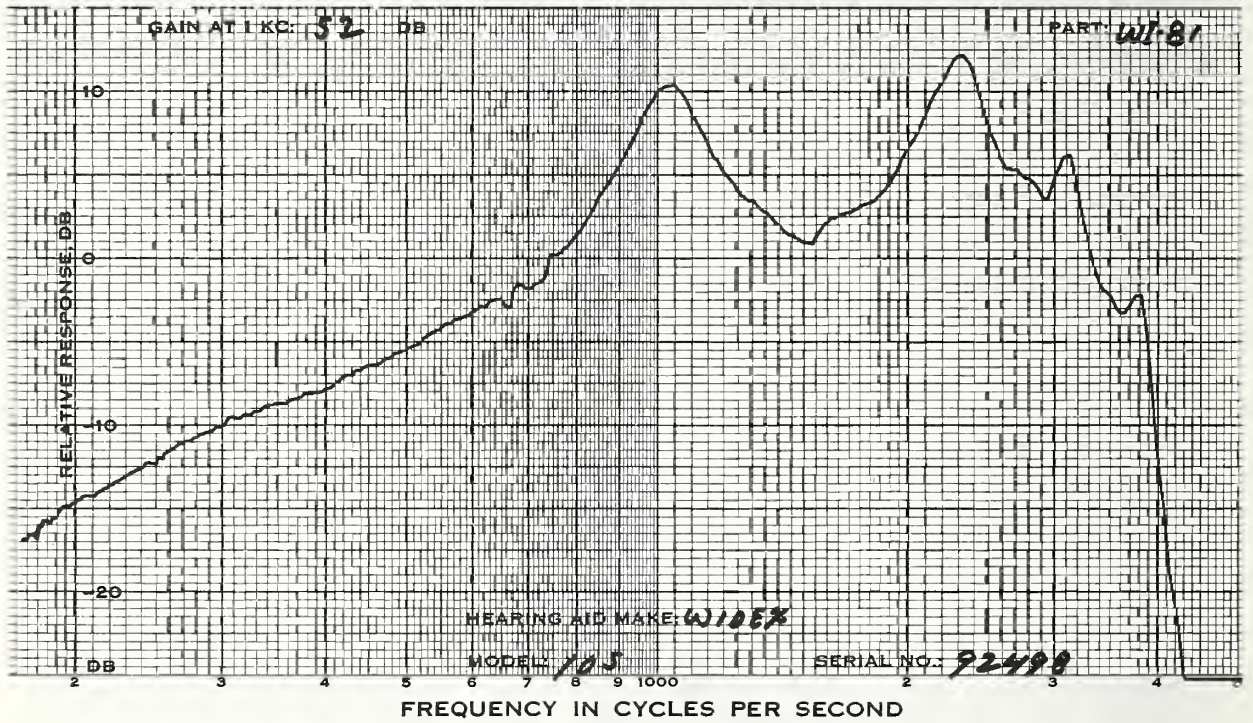
MEASUREMENTS WITH
 FULL VOL CONTROL

1KHZ GAIN DB	52.0	50.5	52.0
MPO, RANDOM NOISE			
INPUT LEVEL, DB	80.5	81.5	81.5
OUTPUT LEVEL DB	121.5	121.5	121.0

MEASUREMENTS WITH
 REDUCED VOLUME
 CONTROL SETTING

1KHZ GAIN DB	52.0(FULL)		50.5(FULL)		52.0(FULL)	
HARMONIC DIST						
@INPUT LEVEL DB	63.0	73.0	65.0	75.0	63.0	73.0
500 HZ %	3	5	3	3	3	2
700 HZ %	1	2	0	1	1	1
900 HZ %	0	1	0	3	0	2
MAX DIST %	3	56	3	50	3	43
FREQ OF MAX DIS	500	1590	500	1530	500	1580
S/N RATIO DB						
1KHZ SIGNAL	48.0		47.5		49.0	
S/HUM RATIO DB						
1KHZ SIGNAL	N.M.		N.M.		N.M.	
BATTERY DRAIN, MA						
NO INPUT	1.8		1.8		1.9	
65 DB INPUT	1.8		1.8		1.9	
BATTERY VOLTAGE	1.53		1.53		1.54	





ZENITH BI
 MODEL: BICROS TONE: NONE TUBING: 1.675 BATTERY: RM41

CODE	ZE-253	ZE-254	ZE-255
SERIAL #	880-8752	8810914	8810951
DATE		JUNE 7, 1973	

MEASUREMENTS WITH
FULL VOL CONTROL

1KHZ GAIN DB	24.0	27.0	27.0
MPO, RANDOM NOISE			
INPUT LEVEL, DB	80.5	81.5	80.0
OUTPUT LEVEL DB	111.0	113.0	113.0

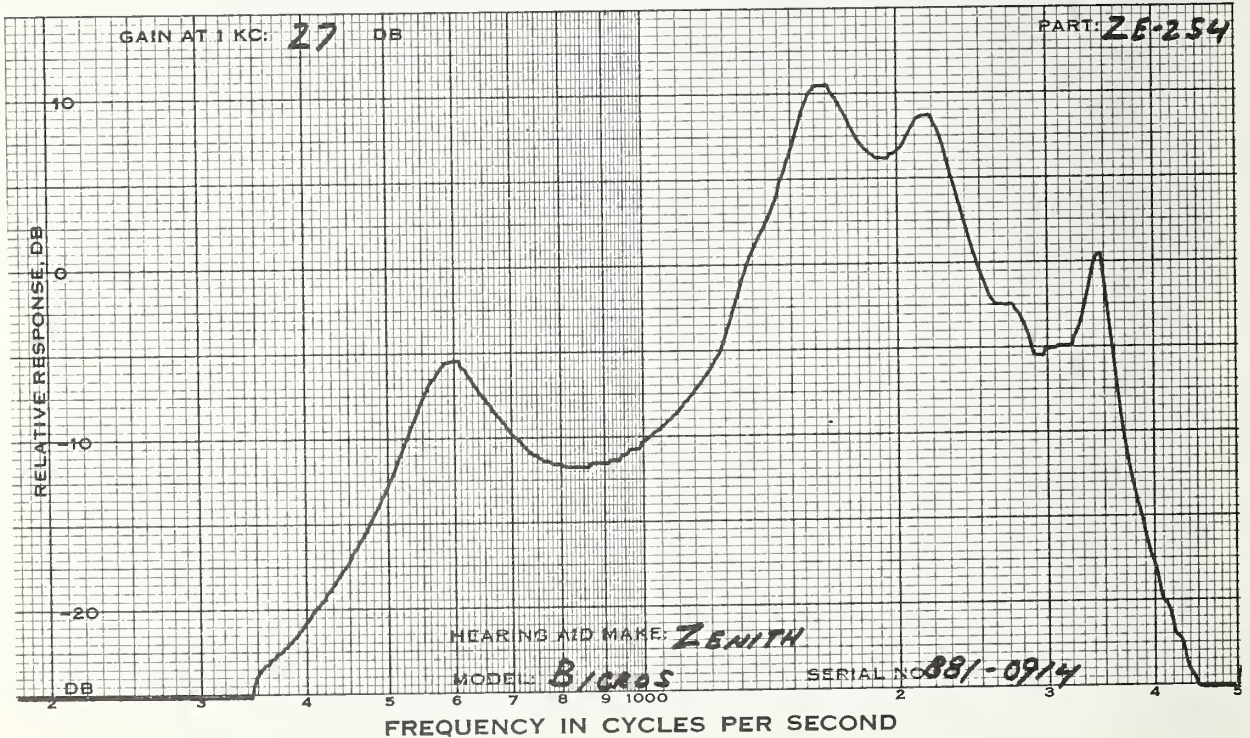
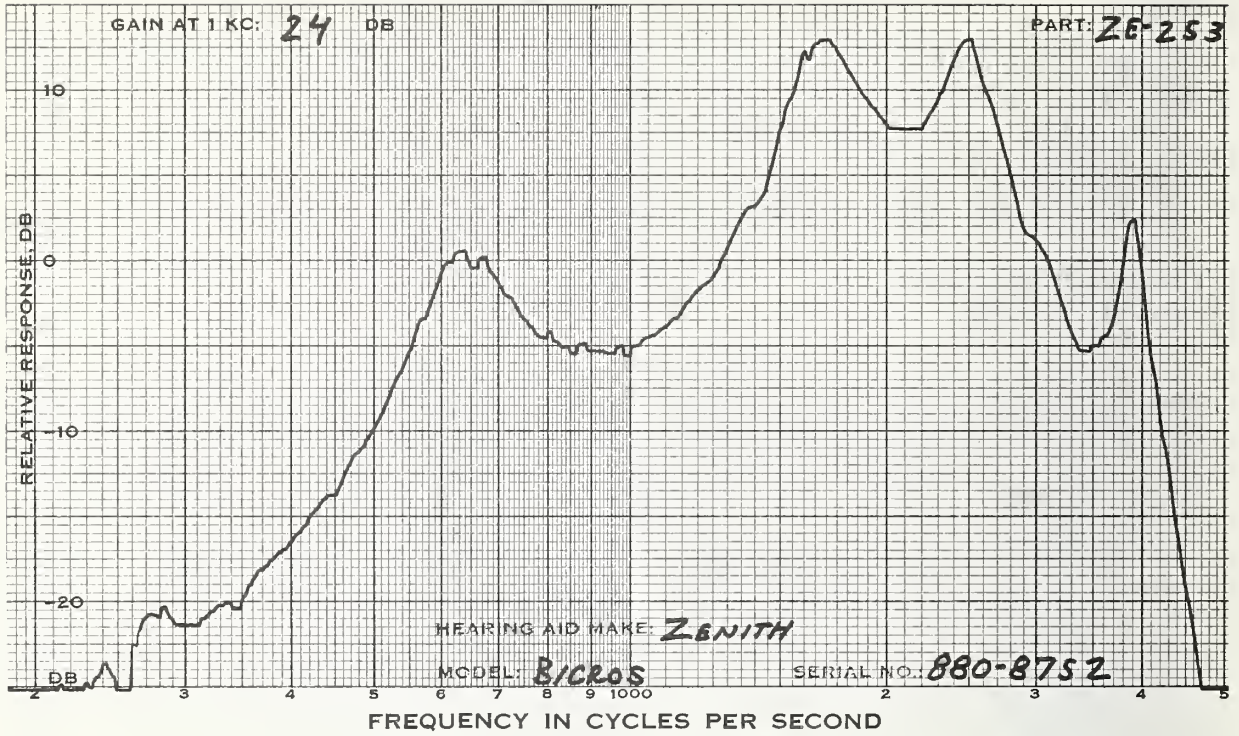
MEASUREMENTS WITH
REDUCED VOLUME
CONTROL SETTING

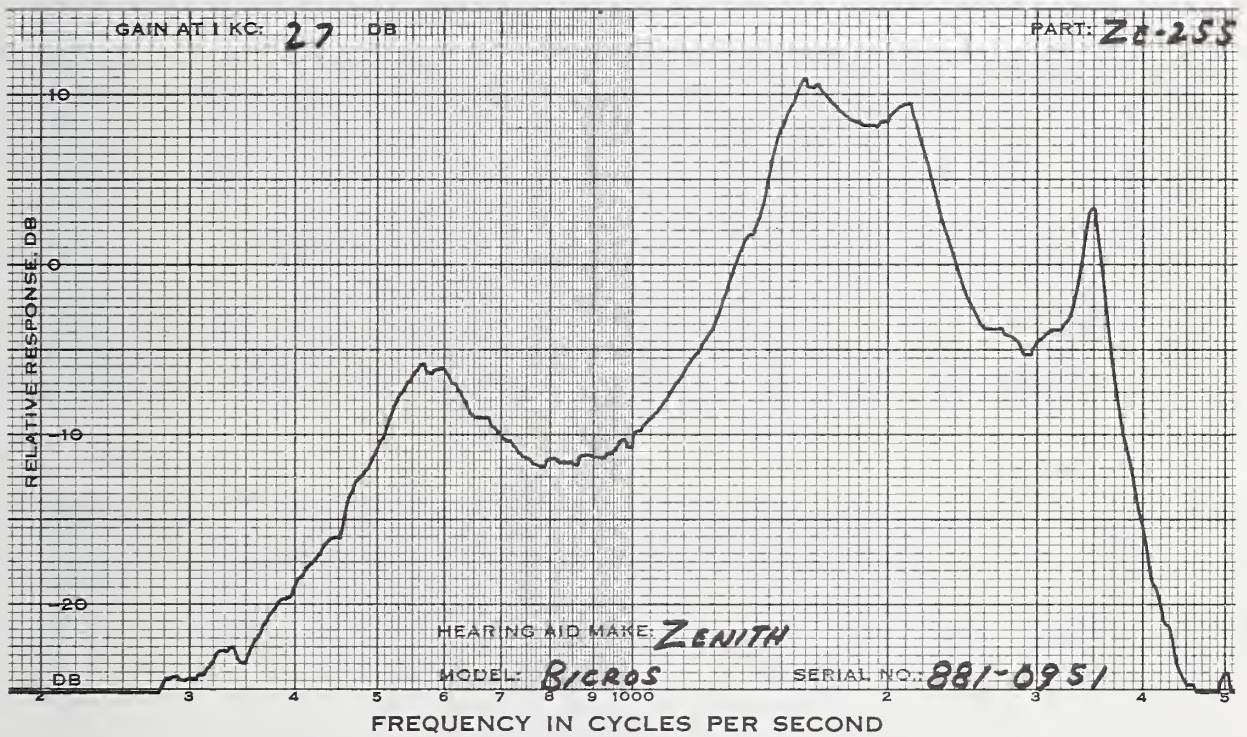
1KHZ GAIN DB	24.0(FULL)	27.0(FULL)	27.0(FULL)
HARMONIC DIST			
@INPUT LEVEL DB	65.0 75.0	63.0 73.0	63.0 73.0
500 HZ %	0 0	0 1	0 0
700 HZ %	0 2	1 5	2 7
900 HZ %	2 13	3 20	4 21
MAX DIST %	21 62	17 58	10 38
FREQ OF MAX DIS	1260 1260	1120 1120	1120 1080
S/N RATIO DB			
1KHZ SIGNAL	38.5	39.0	38.5
S/HUM RATIO DB			
1KHZ SIGNAL	N.M.	N.M.	N.M.
BATTERY DRAIN, MA			
NO INPUT	1.4	1.4	1.5
65 DB INPUT	1.4	1.4	1.5
BATTERY VOLTAGE	1.32	1.33	1.36

S/N 2KHZ	51.0	55.5	65.5
----------	------	------	------

HARMONIC DISTORTION

1500	5 15	4 12	2 10
2000	3 6	0 0	0 1





ZENITH CR
 MODEL: CROS TONE: NONE TUBING: 1.675 BATTERY: RM41

CODE	ZE-256	ZE-257	ZE-258
SERIAL #	881-1578	881-1636	881-1724
DATE		JUNE 8, 1973	

MEASUREMENTS WITH
FULL VOL CONTROL

1KHZ GAIN DB	29.5	29.5	29.0
MPO, RANDOM NOISE			
INPUT LEVEL, DB	81.5	82.0	80.0
OUTPUT LEVEL DB	115.0	114.0	114.0

MEASUREMENTS WITH
REDUCED VOLUME
CONTROL SETTING

1KHZ GAIN DB	29.5(FULL)	29.5(FULL)	29.0(FULL)
--------------	------------	------------	------------

HARMONIC DIST

@INPUT LEVEL DB	64.0 74.0	62.5 72.5	63.0 73.0
500 HZ %	0 1	0 1	0 0
700 HZ %	1 4	0 3	1 3
900 HZ %	3 12	4 13	3 8
MAX DIST %	10 31	9 30	8 24
FREQ OF MAX DIS	1120 1120	1110 1110	1120 1120

S/N RATIO DB

1KHZ SIGNAL	39.0	37.0	37.0
-------------	------	------	------

S/HUM RATIO DB

1KHZ SIGNAL	N.M.	N.M.	N.M.
-------------	------	------	------

BATTERY DRAIN, MA

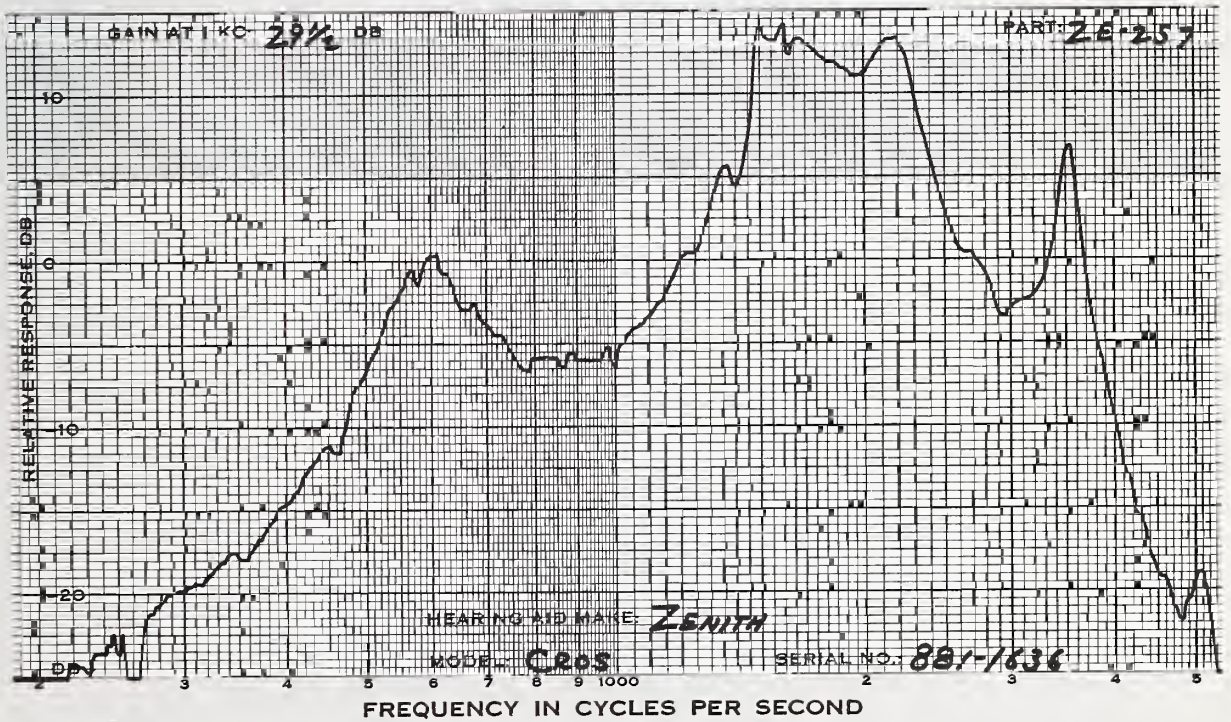
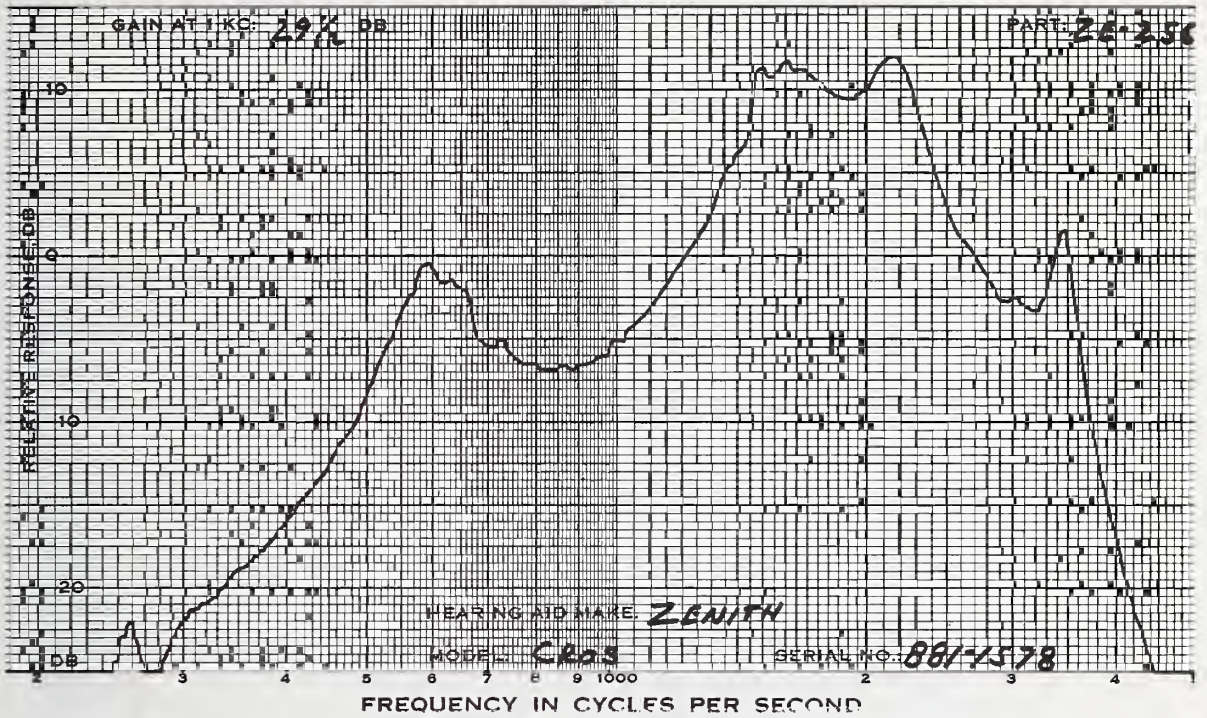
NO INPUT	1.4	1.4	1.4
65 DB INPUT	1.4	1.4	1.4
BATTERY VOLTAGE	1.33	1.34	1.34

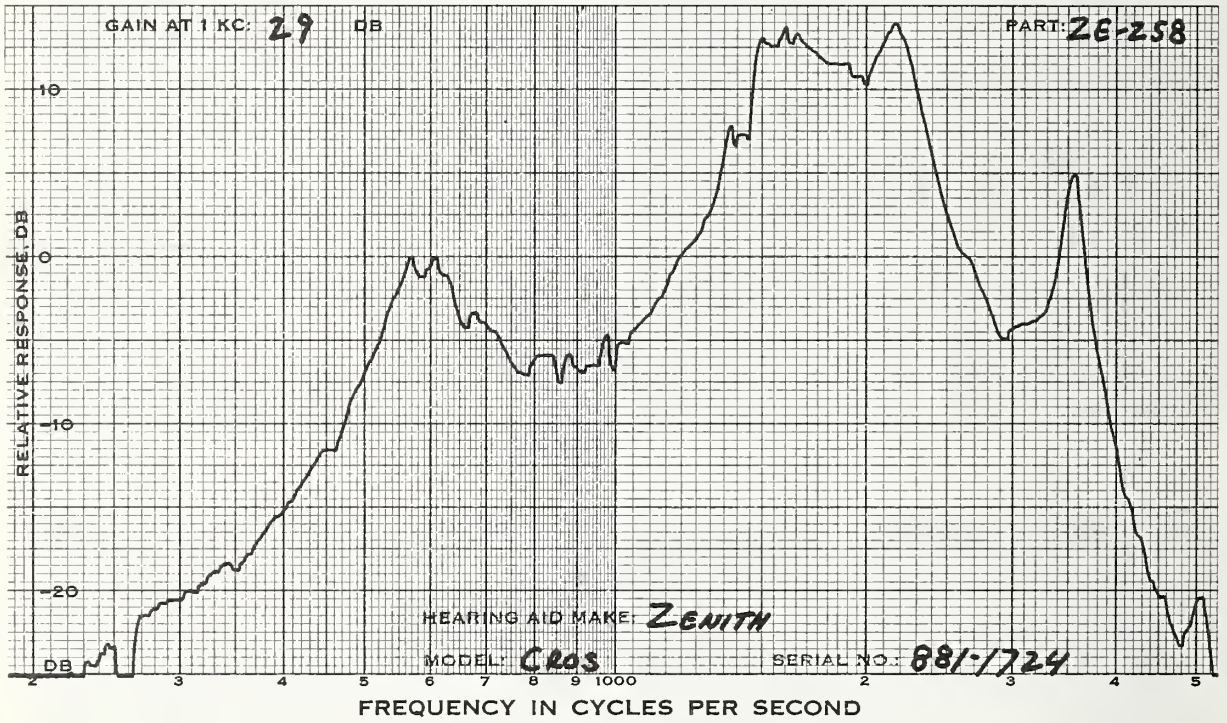
S/N 2KHZ

	55.5	53.5	52.5
--	------	------	------

DISTORTION

1500	1 6	2 9	1 6
2000	0 0	0 1	0 1





ZENITH OB HIGH PASS
 MODEL:ELPA RD TONE:B EARPHONE:Y4 BATTERY:401

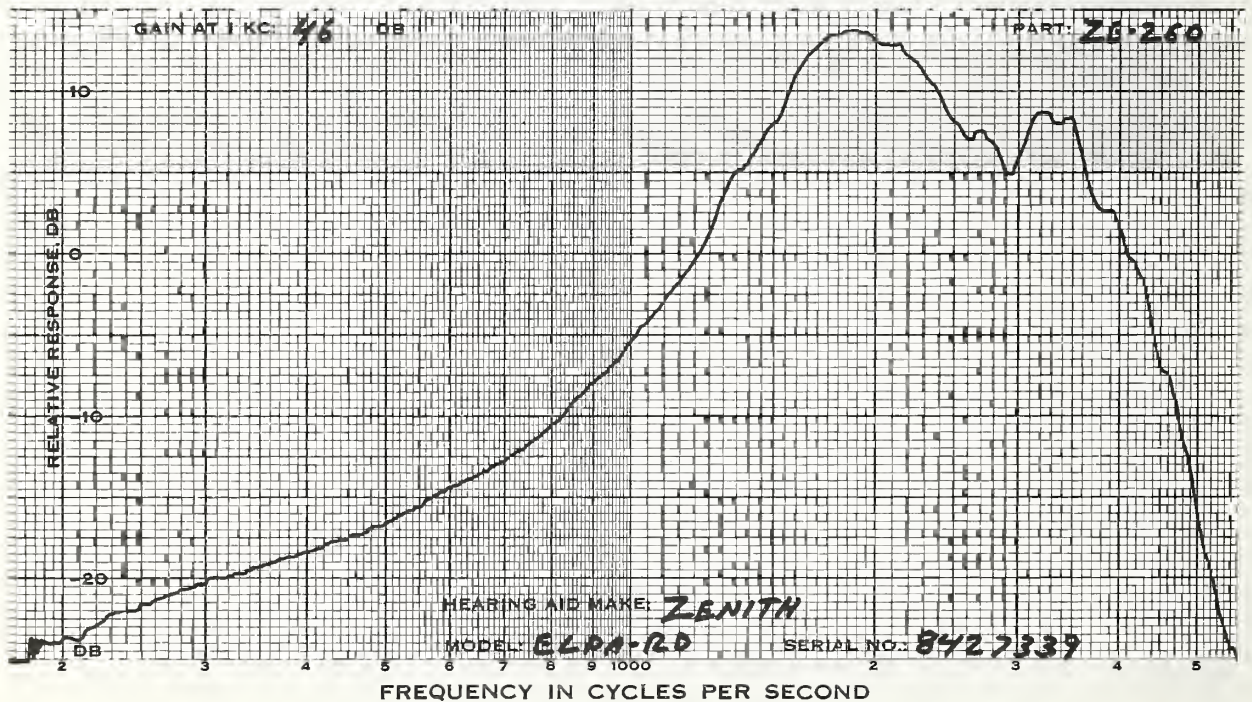
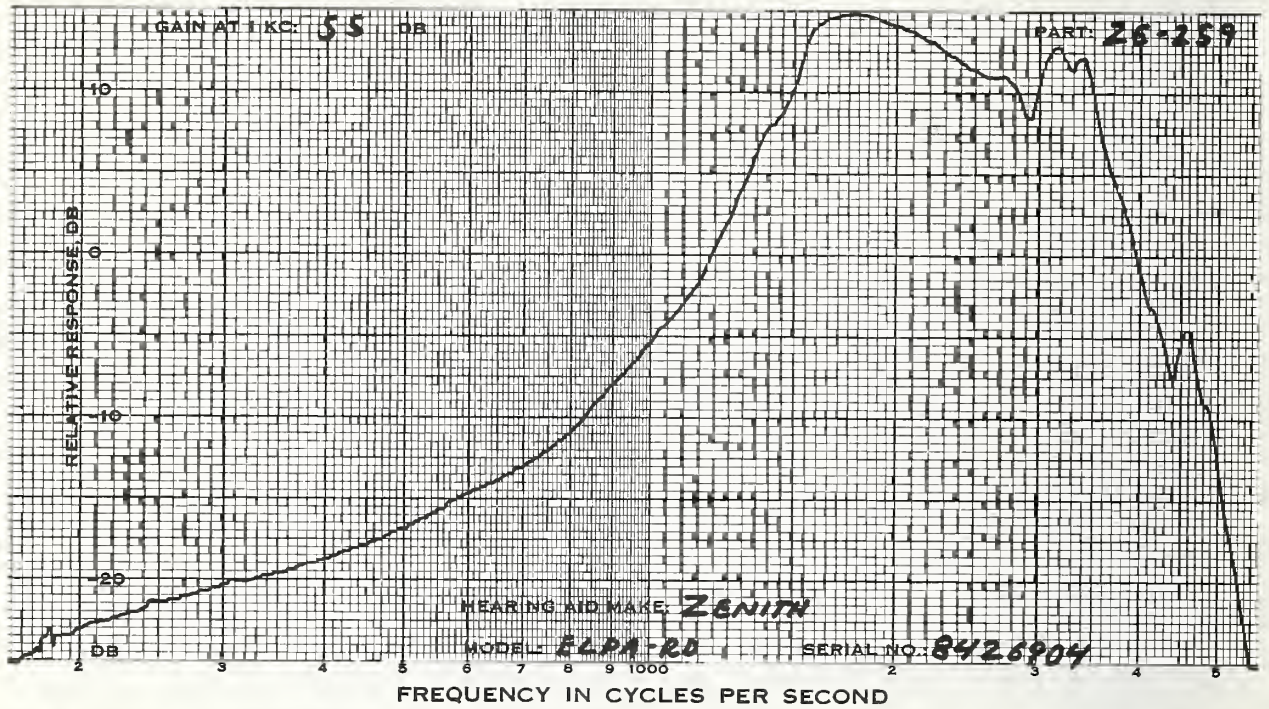
CODE	ZE-259	ZE-260	ZE-261
SERIAL #	8426904	8427339	8428045
DATE		MAY 10, 1973	

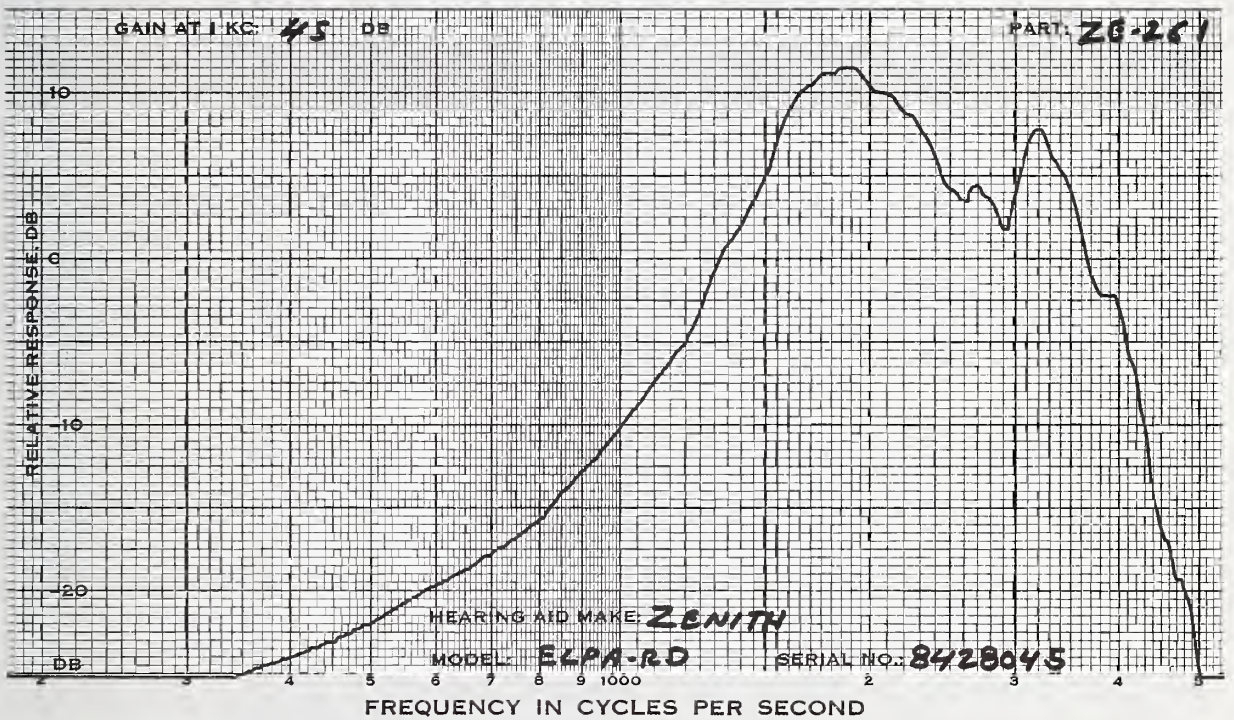
MEASUREMENTS WITH
 FULL VOL CONTROL

1KHZ GAIN DB	68.5	68.0	68.5
MPO, RANDOM NOISE			
INPUT LEVEL, DB	72.5	77.0	67.0
OUTPUT LEVEL DB	129.0	127.0	128.5

MEASUREMENTS WITH
 REDUCED VOLUME
 CONTROL SETTING

1KHZ GAIN DB	55.0	46.0	45.0
HARMONIC DIST			
@INPUT LEVEL DB	60.0 70.0	60.0 70.0	60.0 70.0
900 HZ %	6 4	7 7	10 10
1500 HZ %	3 4	1 4	1 5
2000 HZ %	1 1	0 1	0 0
MAX DIST %	6 4	7 7	10 10
FREQ OF MAX DIS	900 900	900 900	900 900
S/N RATIO DB			
1KHZ SIGNAL	54.5	47.0	43.5
S/HUM RATIO DB			
1KHZ SIGNAL	N.M.	N.M.	N.M.
BATTERY DRAIN, MA			
NO INPUT	3.4	4.2	3.1
65 DB INPUT	14.2	14.5	8.7
BATTERY VOLTAGE	1.32	1.35	1.35
S/N 2KHZ	62.0	62.5	62.0





ZENITH OE
 MODEL: PACEMAKER EP TONE: NONE TUBING: 1.175 BATTERY: S76

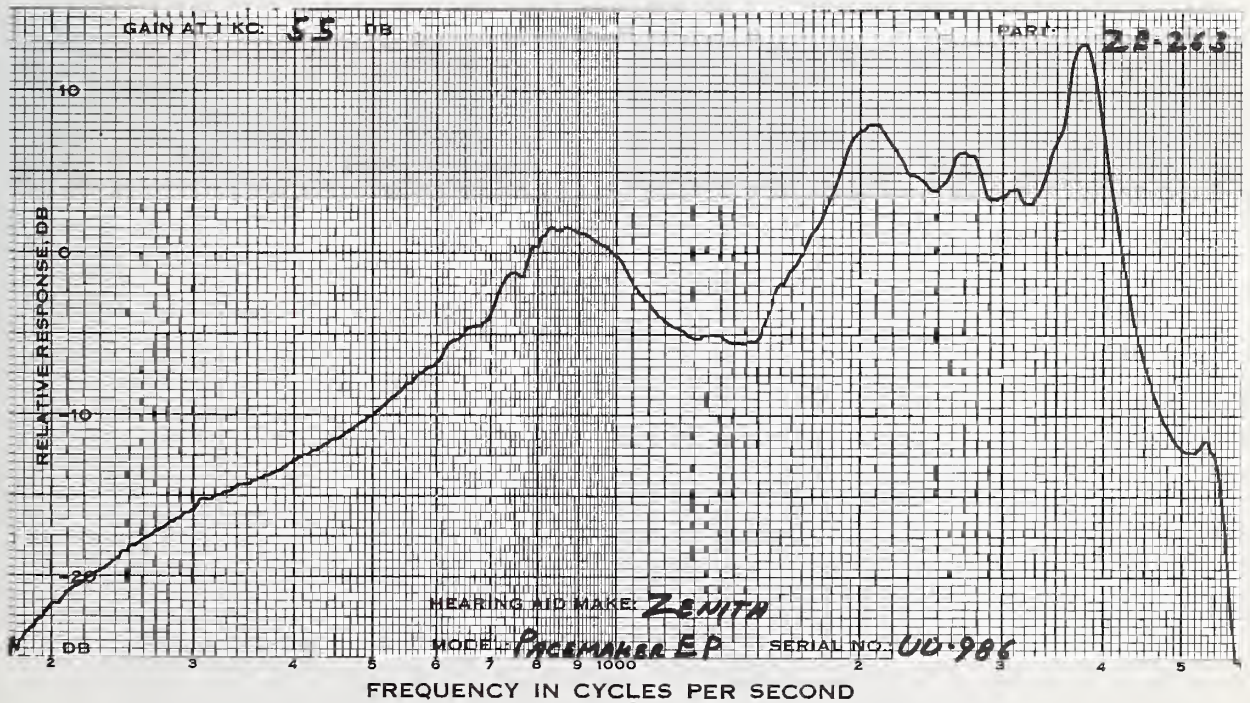
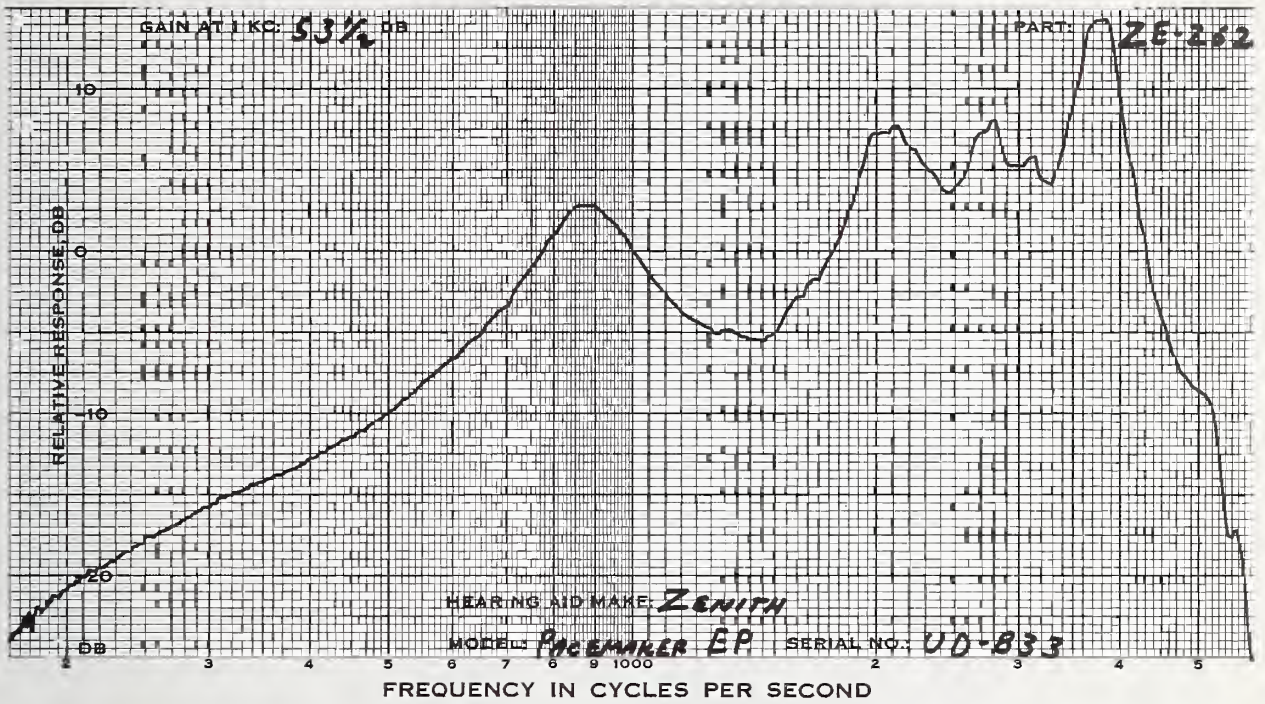
CODE	ZE-262	ZE-263	ZE-264
SERIAL #	UD-833	UD-986	UE-050
DATE		MAY 8, 1973	

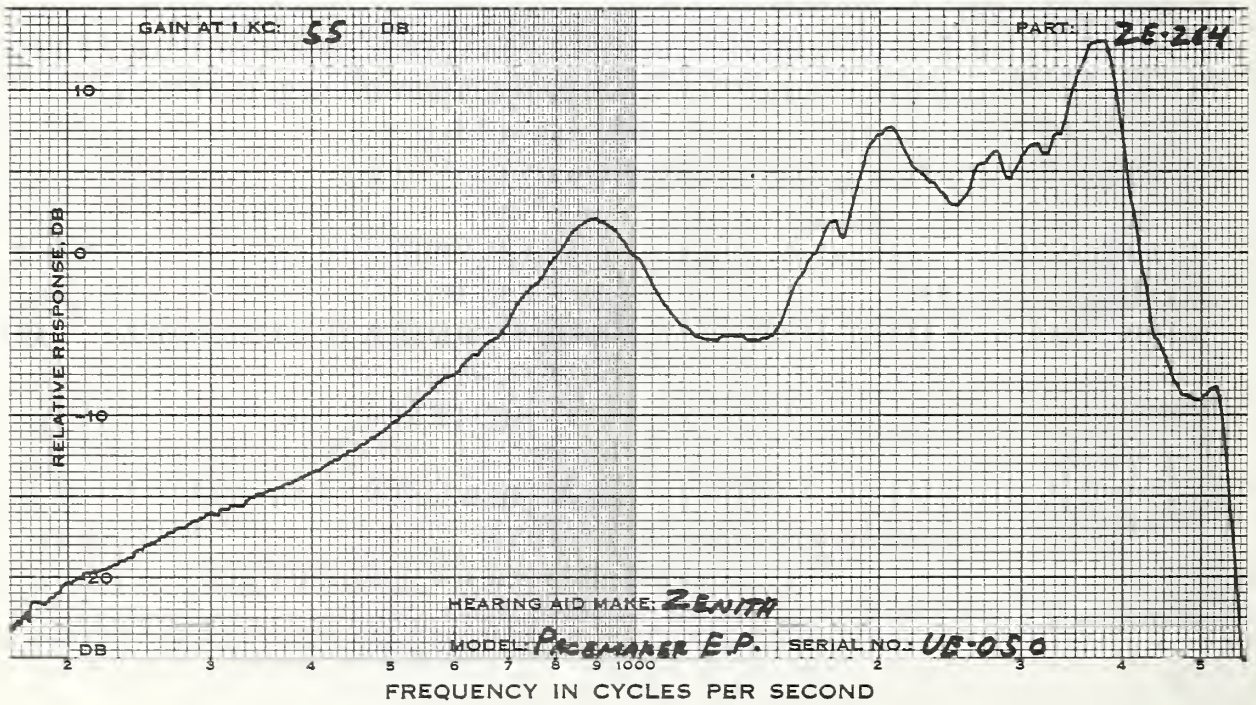
MEASUREMENTS WITH
FULL VOL CONTROL

1KHZ GAIN DB	57.5	58.0	58.0
MPO, RANDOM NOISE			
INPUT LEVEL, DB	78.0	78.0	79.0
OUTPUT LEVEL DB	128.0	128.0	129.0

MEASUREMENTS WITH
REDUCED VOLUME
CONTROL SETTING

1KHZ GAIN DB	53.5	55.0	55.0
HARMONIC DIST			
@INPUT LEVEL DB	60.0 70.0	60.0 70.0	60.0 70.0
500 HZ %	7 9	3 11	2 5
700 HZ %	3 9	3 14	2 6
900 HZ %	3 3	2 3	2 4
MAX DIST %	7 9	4 14	18 26
FREQ OF MAX DIS	1060 700	1060 720	1780 1760
S/N RATIO DB			
1KHZ SIGNAL	40.0	42.0	39.5
S/HUM RATIO DB			
1KHZ SIGNAL	N.M.	N.M.	N.M.
BATTERY DRAIN, MA			
NO INPUT	1.2	1.0	1.1
65 DB INPUT	2.8	3.1	3.0
BATTERY VOLTAGE	1.53	1.53	1.55





ZENITH
 MODEL:VOCALIZER III PWR:FULL TONE:L.C. OB
 EARPHONE:Y5 BATTERY:401

CODE	ZE-265	ZE-266	ZE-267
SERIAL #	21181	22022	22489
DATE		MAY 8, 1973	

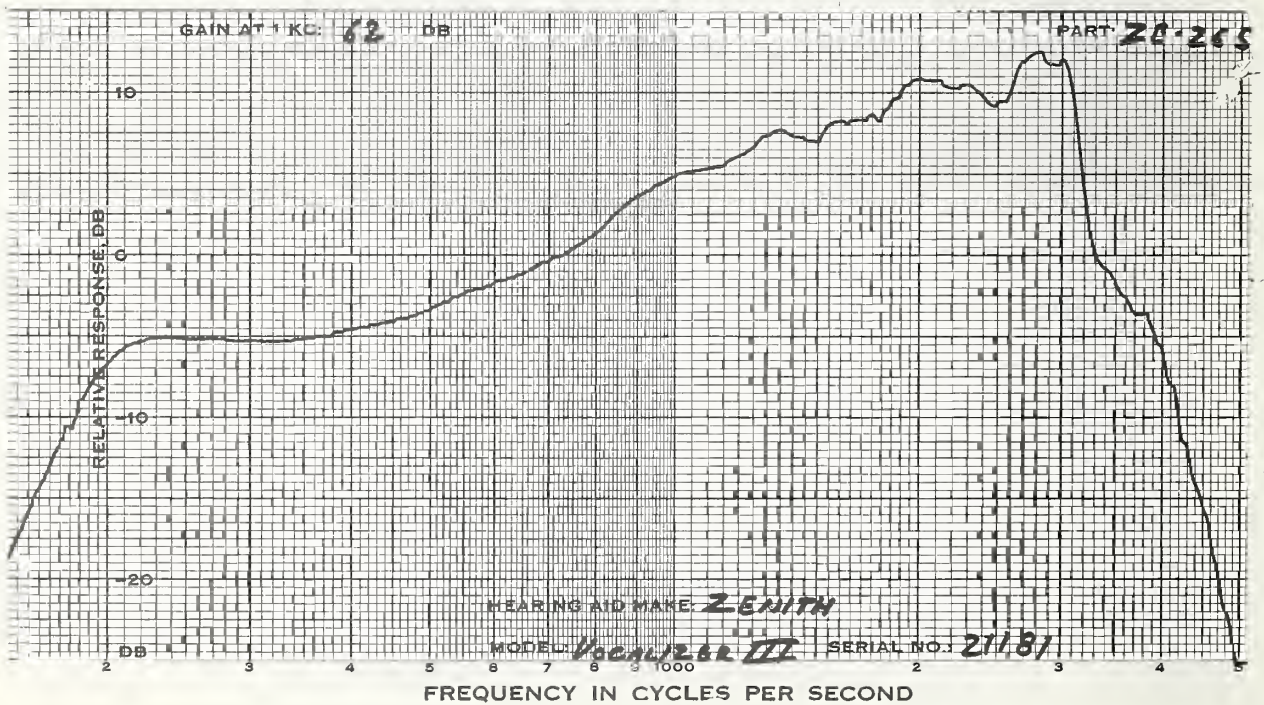
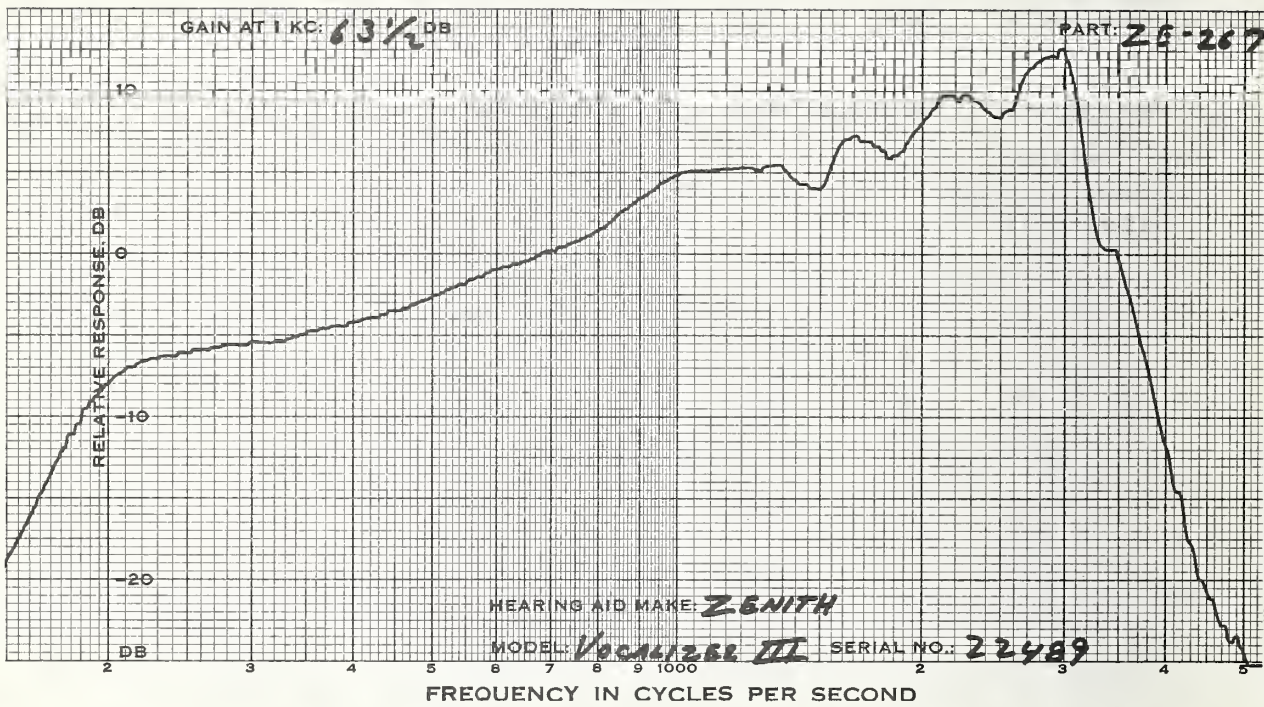
MEASUREMENTS WITH
 FULL VOL CONTROL

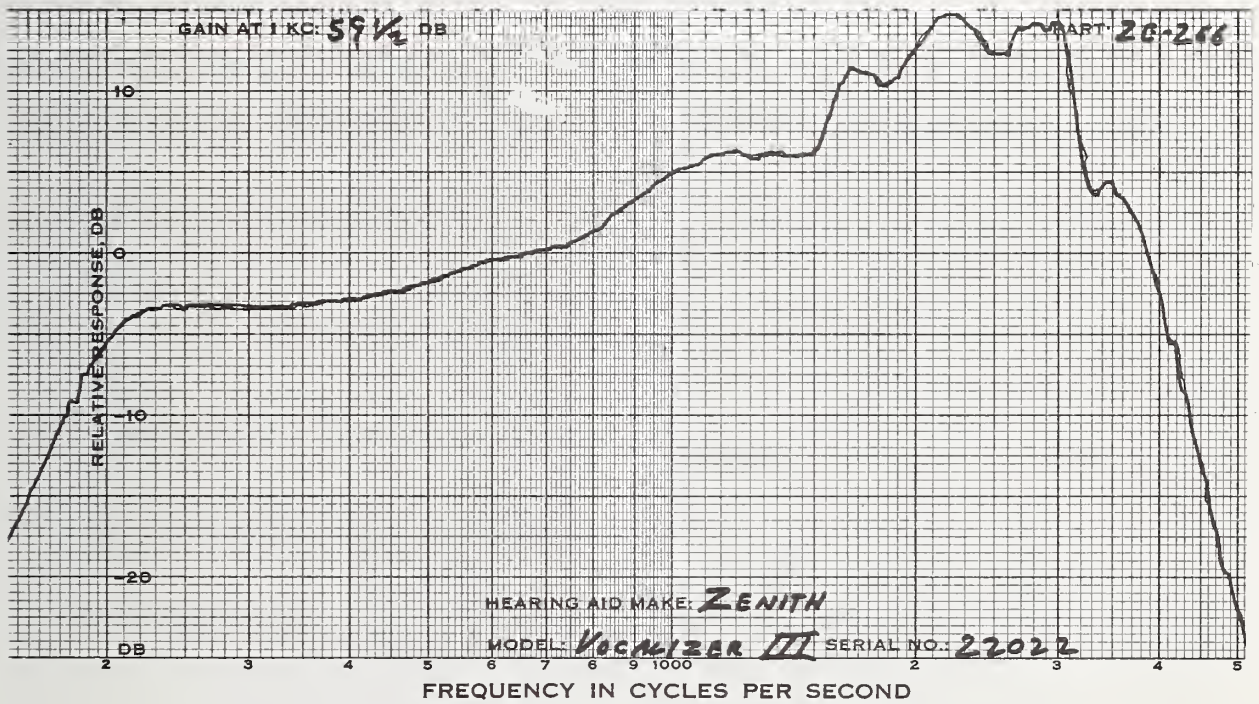
1KHZ GAIN DB	68.0	72.5	73.0
MPO, RANDOM NOISE			
INPUT LEVEL, DB	80.0	78.0	77.5
OUTPUT LEVEL DB	134.0	134.0	134.5

MEASUREMENTS WITH
 REDUCED VOLUME
 CONTROL SETTING

1KHZ GAIN DB	62.0	59.5	63.5
HARMONIC DIST			
@INPUT LEVEL DB	60.0 70.0	60.0 70.0	60.0 70.0
500 HZ %	2 6	4 4	2 4
700 HZ %	1 3	2 9	1 3
900 HZ %	1 4	1 0	1 3
MAX DIST %	2 6	4 9	2 4
FREQ OF MAX DIS	500 500	500 700	500 500
S/N RATIO DB			
1KHZ SIGNAL	52.5	52.0	52.5
S/HUM RATIO DB			
1KHZ SIGNAL	N.M.	N.M.	N.M.
BATTERY DRAIN, MA			
NO INPUT	5.0	4.8	4.8
65 DB INPUT	10.0	8.2	8.8
BATTERY VOLTAGE	1.34	1.38	1.35

@ FIN







.



