

U. S. DEPARTMENT OF COMMERCE  
BUREAU OF STANDARDS

# BUILDERS' TEMPLATE HARDWARE

---

COMMERCIAL STANDARD CS9-29



ELIMINATION OF WASTE  
Through  
SIMPLIFIED COMMERCIAL PRACTICE

Below are described some of the series of publications of the Department of Commerce which deal with various phases of waste elimination.

#### **Simplified Practice Recommendations.**

These present in detail the development of programs to eliminate unnecessary variety in sizes, dimensions, styles, and types of over 100 commodities. They also contain lists of associations and individuals who have indicated their intention to adhere to the recommendations. These simplified schedules, as formulated and approved by the industries, are indorsed by the Department of Commerce.

#### **Commercial Standards.**

These are developed by various industries under a procedure similar to that of simplified practice recommendations. They are, however, primarily concerned with considerations of grade, quality, and such other characteristics as are outside the scope of dimensional simplification.

#### **American Marine Standards.**

These are promulgated by the American Marine Standards Committee, which is controlled by the marine industry and administered as a unit of the division of simplified practice. Their object is to promote economy in construction, equipment, maintenance, and operation of ships. In general, they provide for simplification and improvement of design, interchangeability of parts, and minimum requisites of quality for efficient and safe operation.

Lists of the publications in each of the above series can be obtained by applying to the Division of Trade Standards, Bureau of Standards, Washington, D. C.

U. S. DEPARTMENT OF COMMERCE

R. P. LAMONT, Secretary

BUREAU OF STANDARDS

GEORGE K. BURGESS, Director

# BUILDERS' TEMPLATE HARDWARE

---

COMMERCIAL STANDARD CS9-29

[ISSUED FEBRUARY 20, 1930]

---

Effective Date, September 18, 1929



UNITED STATES  
GOVERNMENT PRINTING OFFICE  
WASHINGTON : 1930

## CONTENTS

Acceptors.....	Page III
Commercial standard.....	2
General conference.....	19
Standing committee and effective date.....	20
Certification plan.....	20
Commercial standards service.....	20
Organization and duties of standing committee.....	21
Your cooperation.....	22
Acceptance of commercial standard.....	23
To the acceptor.....	24
Request for commercial standards.....	25
List of commercial standards.....	26

# COMMERCIAL STANDARD CS9-29

## ACCEPTORS

### ASSOCIATIONS

American Institute of Architects (structural service department).  
 Architects League of Northern New Jersey, The.  
 Associated General Contractors of America.  
 Hollow Metal Door & Trim Manufacturers' Association.  
 National Association of Purchasing Agents.  
 Southern Hardware Jobbers' Association.


### FIRMS

Art Metal Construction Co., Jamestown, N. Y.  
 Builders Supply Co., San Antonio, Tex.  
 Champion Hardware Co., The, Geneva, Ohio.  
 Chantrell Hardware & Tool Co., Reading, Pa.  
 Clinton Lock Co., Clinton, Iowa.  
 Corbin Division, P. & F. (American Hardware Corporation), New Britain, Conn.  
 Dahlstrom Metallic Door Co., Jamestown, N. Y.  
 Ellison Bronze Co. (Inc.), Jamestown, N. Y.  
 Forderer Cornice Works, San Francisco, Calif.  
 Frantz Manufacturing Co., Sterling, Ill.  
 Gardner Hardware Co., Minneapolis, Minn.  
 Greene Tweed Corporation of New Jersey, Newark, N. J.  
 Gross Metal Products Co., St. Paul, Minn.  
 Hager & Sons Hinge Manufacturing Co., C., St. Louis, Mo.  
 Howell, Field & Goddard (Inc.), Long Island City, N. Y.  
 Huey & Philp Hardware Co., Dallas, Tex.  
 Jamestown Metal Desk Co. (Inc.), Jamestown, N. Y.  
 Lawrence Bros., Sterling, Ill.

Lawton Stephens Co. (Inc.), Brooklyn, N. Y.  
 Lockwood Manufacturing Co., The, South Norwalk, Conn.  
 Macy & Co. (Inc.), R. H., New York, N. Y.  
 McKinney Manufacturing Co., Pittsburgh, Pa.  
 Metal Door & Trim Co., La Porte, Ind.  
 National Manufacturing Co., Sterling, Ill.  
 Norwalk Lock Co., South Norwalk, Conn.  
 Penn Hardware Co., Reading, Pa.  
 Reading Hardware Corporation, Reading, Pa.  
 Reliance Fireproof Door Co., Brooklyn, N. Y.  
 Riester & Thesmacher Co., Cleveland, Ohio.  
 Rudolph & West Co., Washington, D. C.  
 Russell & Erwin Manufacturing Co., New Britain, Conn.  
 Sargent & Co., New Haven, Conn.  
 Shelby Spring Hinge Co., The, Shelby, Ohio.  
 Stanley Works, The, New Britain, Conn.  
 Superior Steel Door & Trim Co. (Inc.), College Point, N. Y.  
 Syracuse Fire Door Corporation, Syracuse, N. Y.  
 Truscon Steel Co., Youngstown, Ohio.  
 United Metal Products Co., The, Canton, Ohio.  
 Yale & Towne Manufacturing Co., Stamford, Conn.  
 Zork Hardware Co., El Paso, Tex.

### GOVERNMENT

General Supply Committee, Washington, D. C.  
 Navy Department, Washington, D. C.  
 Treasury Department, Washington, D. C.  
 United States Shipping Board Merchant Fleet Corporation, Washington, D. C.  
 Veterans' Bureau, Washington, D. C.



## BUILDERS' TEMPLATE HARDWARE

---

### COMMERCIAL STANDARD CS9-29

---

On November 15, 1928, the Advisory Committee on Standardization of Builders' Hardware, in conjunction with the Hollow Metal Door & Trim Manufacturers' Association, following several previous joint conferences, adopted a commercial standard for builders' template hardware. The industry has since accepted and approved for promulgation by the Department of Commerce the specifications shown herein.

This standard is effective from September 18, 1929.

Promulgation recommended.

R. M. HUDSON,  
*Assistant Director for Commercial Standards.*

Promulgated.

GEORGE K. BURGESS,  
*Director, Bureau of Standards.*

APPROVED.

R. P. LAMONT,  
*Secretary of Commerce.*

# COMMERCIAL STANDARD CS9-29

## GENERAL

The following dimensions, clearances, tolerances, screw sizes, and varieties of template butt hinges and cylinder locks are recommended as standard for application to hollow metal doors.

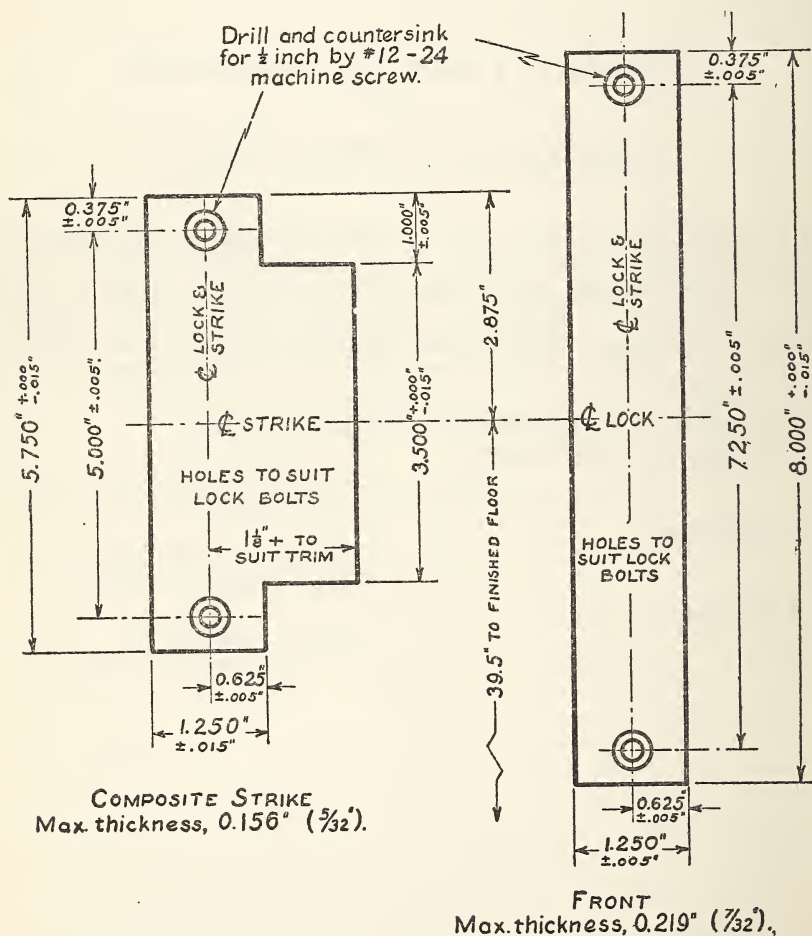


FIGURE 1.—Template front and flat strike for cylinder locks

## TEMPLATE LOCKS

One and two bolt cylinder locks of following classification applicable to hollow metal doors shall be provided with standard fronts and strikes conforming to detail dimensions as shown below and in Figure 1.

Such locks are as follows:

Vertical dimension of case,  $5\frac{3}{4}$  inches maximum; 5 inches minimum.

Horizontal dimension of case,  $4\frac{1}{4}$  inches maximum;  $3\frac{3}{4}$  inches minimum.

Thickness of case,  $\frac{7}{8}$  inch maximum;  $\frac{3}{4}$  inch minimum.

Backset,  $2\frac{3}{4}$  inches.

Bevel of front,  $\frac{1}{8}$  inch in 2 inches.

Doors receiving such locks shall be reinforced to prevent more than  $\frac{1}{8}$ -inch lateral movement of lock case at rear edge. When boxes for strikes are required they will be furnished as a part of the door jamb by the hollow metal manufacturers.

NOTE.—Details of lock, lock front, and strike given herein are arranged to suit mortise details given in Simplified Practice Recommendation R82-28, Hollow Metal Single-Acting Swing Doors, Frames, and Trim.

### TEMPLATE BUTT HINGES

1. *Full mortise*.—All full mortise template butt hinges shall be of the exact size as shown (both leaves), with straight edges and square corners. The width of mortise butt hinges is purposely omitted from these standards, and shall be such as to suit the architectural details.

2. *Half surface, full surface, and half mortise*.—All half surface, full surface, and half mortise template butt hinges shall be of the exact size as shown with square corners and straight edges on the mortise leaf. The surface leaves shall have beveled edges.

3. *Tolerance on length*.—A tolerance of  $\begin{Bmatrix} +0.000 \text{ inch} \\ -0.015 \text{ inch} \end{Bmatrix}$  is allowed on the length of all butt hinges.

4. *Tolerance on hole spacing*.—A tolerance of  $\pm 0.005$  inch is allowed on dimensions for hole spacing.

5. *Tolerance on thickness*.—(a) Cast butt hinges shall be of uniform thickness without taper, and within  $\begin{Bmatrix} +0.005 \\ -0.010 \end{Bmatrix}$  inch of the specified thickness.

(b) A tolerance of  $\pm 0.005$  inch is permitted on thickness of wrought butt hinges.

6. *Paint clearance minimum*.—The clearance between the inner edges of the leaves and the barrel of the butt hinge shall be as follows:

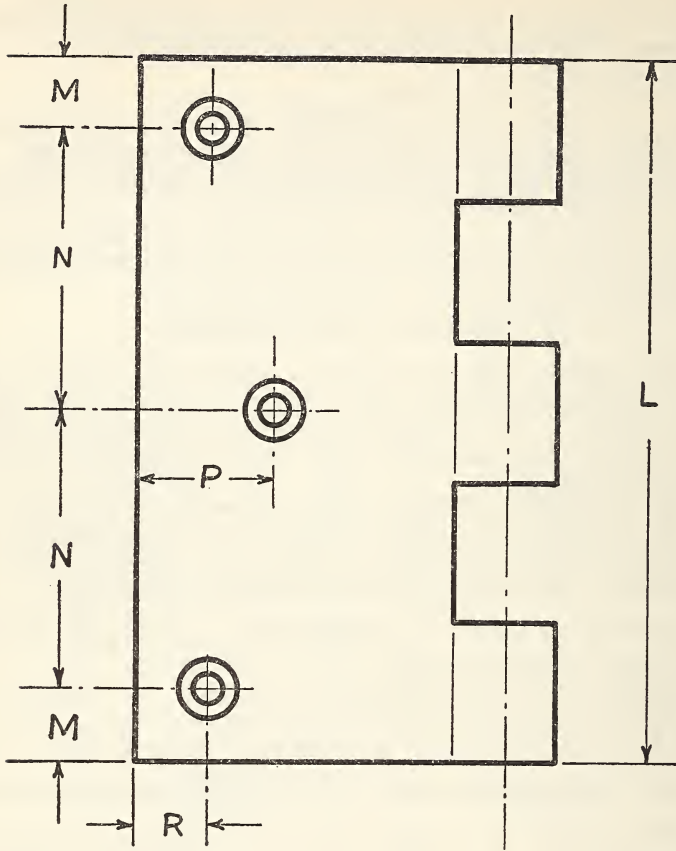
(a) Butt hinges having gage of metal 0.090 or greater shall have a clearance of 0.090 plus or minus 0.008 inch.

(b) Butt hinges having gage of metal less than 0.090 shall be provided with a clearance of 0.050 plus or minus 0.008 inch.

(c) Cabinet butt hinges for painting shall be provided with a clearance of 0.40 plus or minus 0.005 inch between knuckles and edge of leaf.

7. *Template identification symbol*.—The first letter indicates thickness as A=regular thickness and B=extra heavy. The following numeral indicates template, as 1=regular template, and 2=narrow template. The next two digits indicate vertical height of butt hinge as 20=2-inch, 25=2½-inch, 30=3-inch, 35=3½-inch, etc. The last letter indicates type of butt hinge as M=full mortise, H=half surface, S=full surface, and HM=half mortise.

Thus A125M indicates a regular thickness, regular template, in 2½ inch size, full mortise butt hinge.

FIGURE 2.— $2\frac{1}{2}$  to  $3\frac{1}{2}$  inch full mortise template butt hingesTABLE 1.— $2\frac{1}{2}$  to  $3\frac{1}{2}$  inch full-mortise template butt hinges

Template identification symbol	Dimensions (inches)						Material of butt hinge	Machine screws			
	L	M	N	P	R	Nominal thickness		Type	Length	Diameter	Threads
A125M.....	$2\frac{1}{2}$	0.312	0.938	0.516	0.320	0.089	Wrought bronze or steel	F. H.	$1\frac{1}{2}$	8	32
A130M.....	3	.312	1.188	.580	.312	.092	do.....	F. H.	$1\frac{1}{2}$	10	24
A130M.....	3	.312	1.188	.580	.312	.092	Cast bronze or iron.....	F. H.	$1\frac{1}{2}$	10	24
A135M.....	$3\frac{1}{2}$	.355	1.395	.687	.360	.123	Wrought bronze or steel	F. H.	$1\frac{1}{2}$	10	24
A135M.....	$3\frac{1}{2}$	.355	1.395	.687	.360	.156	Cast bronze or iron.....	F. H.	$1\frac{1}{2}$	10	24

FIGURE 3.—4 and 4½ inch full mortise template butt hinges

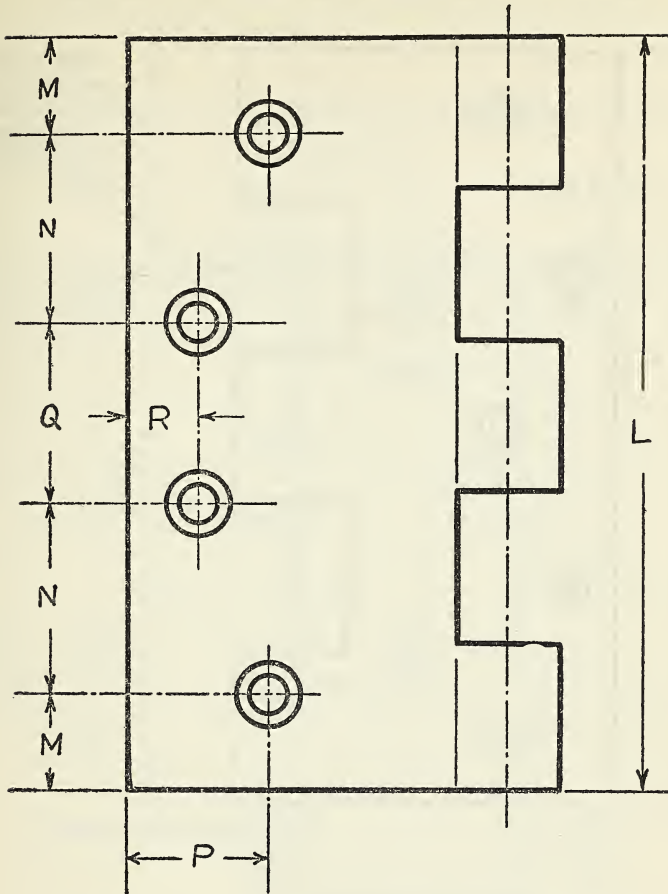


TABLE 2.—4 and 4½ inch full-mortise template butt hinges

Template identi- fication symbol	Dimensions (inches)							Material of butt hinge	Machine screws			
	L	M	N	P	Q	R	Nominal thick- ness		Type	Length	Diameter	Threads
A140M...	4	.512	1.004	.750	.968	.375	.130	Wrought bronze or steel.	F. H.	½	12	24
A140M...	4	.512	1.004	.750	.968	.375	.172	Cast bronze or iron.....	F. H.	½	12	24
B140M...	4	.512	1.004	.750	.968	.375	.170	Wrought bronze or steel.	F. H.	½	12	24
B140M...	4	.512	1.004	.750	.968	.375	.250	Cast bronze or iron.....	F. H.	½	12	24
A145M...	4½	.508	1.125	1.000	1.234	.375	.134	Wrought bronze or steel.	F. H.	½	12	24
A145M...	4½	.508	1.125	1.000	1.234	.375	.187	Cast bronze or iron.....	F. H.	½	12	24
B145M...	4½	.508	1.125	1.000	1.234	.375	.180	Wrought bronze or steel.	F. H.	½	12	24
B145M...	4½	.508	1.125	1.000	1.234	.375	.250	Cast bronze or iron.....	F. H.	½	12	24
A245M...	4½	.500	1.166	.593	1.166	.406	.134	Wrought bronze or steel.	F. H.	½	12	24
A245M...	4½	.500	1.166	.593	1.166	.406	.187	Cast bronze or iron.....	F. H.	½	12	24
B245M...	4½	.500	1.166	.593	1.166	.406	.180	Wrought bronze or steel.	F. H.	½	12	24
B245M...	4½	.500	1.166	.593	1.166	.406	.250	Cast bronze or iron.....	F. H.	½	12	24

FIGURE 4.—5 and 6 inch full-mortise template butt hinges

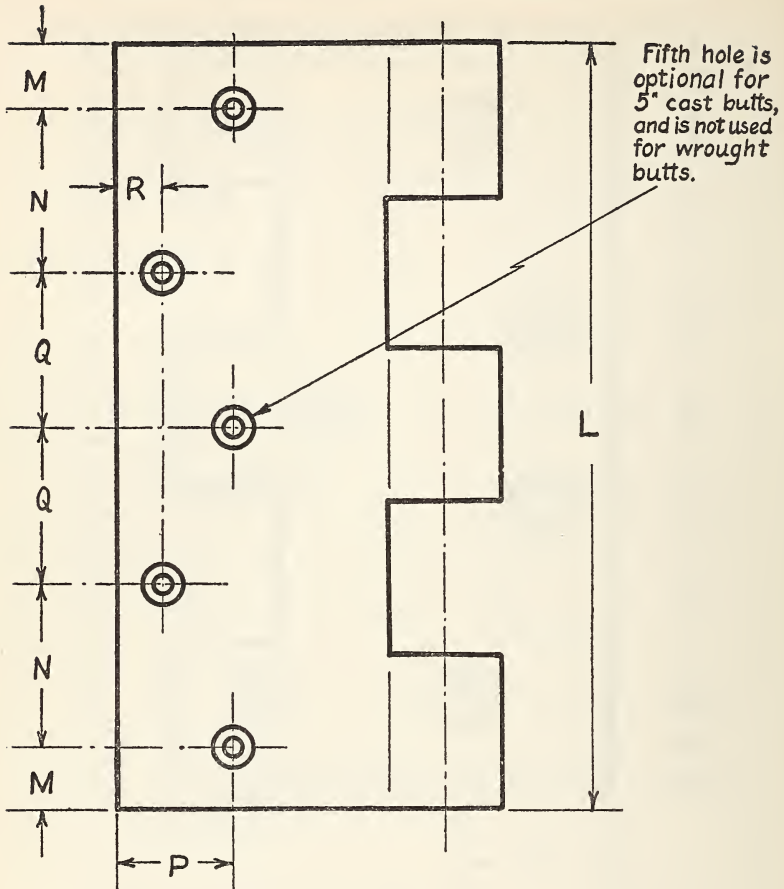


TABLE 3.—5 and 6 inch full-mortise template butt hinges

Template identification symbol	Dimensions (inches)							Material of butt hinge	Machine screws			
	L	M	N	P	Q	R	Nominal thickness		Type	Length	Diameter	Threads
A150M..	5	0.508	1.250	1.000	0.742	0.375	0.146	Wrought bronze or steel	F. H.	1 1/2	12	24
A150M..	5	.508	1.250	1.000	.742	.375	.203	Cast bronze or iron	F. H.	1 1/2	12	24
B150M..	5	.508	1.250	1.000	.742	.375	.190	Wrought bronze or steel	F. H.	1 1/2	12	24
B150M..	5	.508	1.250	1.000	.742	.375	.281	Cast bronze or iron	F. H.	3/4	12	24
A250M..	5	.500	1.250	.687	.750	.312	.146	Wrought bronze or steel	F. H.	1 1/2	12	24
A250M..	5	.500	1.250	.687	.750	.312	.203	Cast bronze or iron	F. H.	1 1/2	12	24
B250M..	5	.500	1.250	.687	.750	.312	.190	Wrought bronze or steel	F. H.	1 1/2	12	24
B250M..	5	.500	1.250	.687	.750	.312	.281	Cast bronze or iron	F. H.	3/4	12	24
B160M..	6	.500	1.281	.937	1.219	.375	.203	Wrought bronze or steel	F. H.	1 1/2	14	20
B160M..	6	.500	1.281	.937	1.219	.375	.321	Cast bronze or iron	F. H.	3/4	14	20

FIGURE 5.—3-inch half-surface template hinges

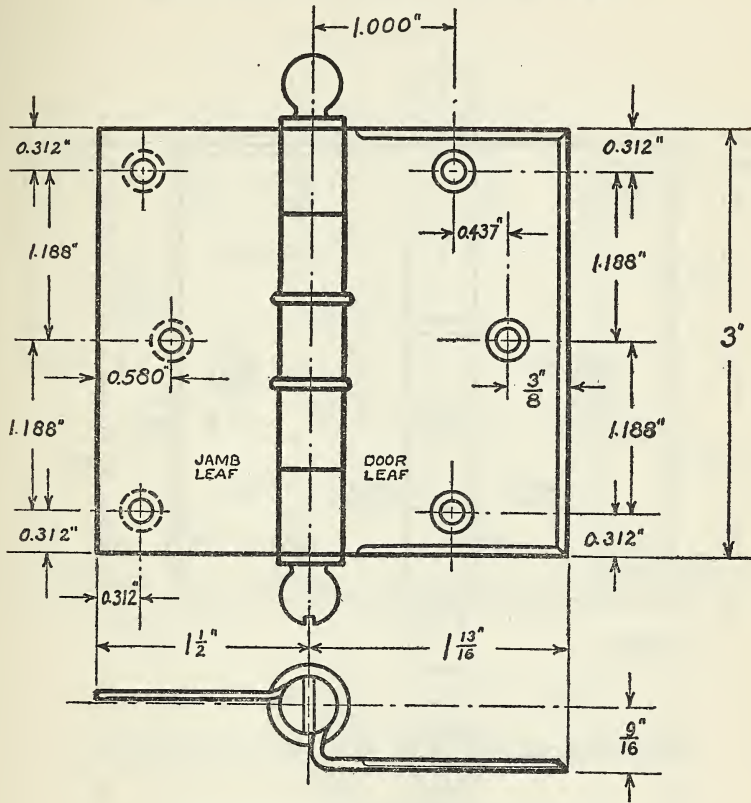
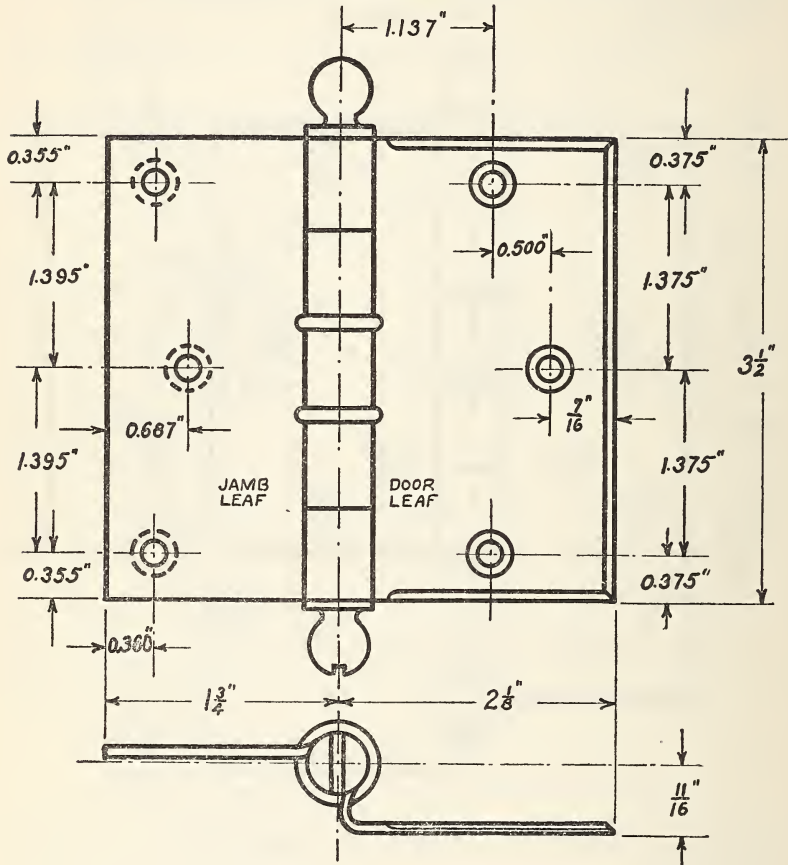


TABLE 4.—3-inch half-surface template hinges

Template identification symbol	Nominal thickness (inch)	Material of butt hinge	Machine screws	
			F. H.—Jamb leaf	O. H. with grommet nuts—Door leaf
A130H.....	0.092	Wrought steel and bronze...	½ inch by 10-24.....	1½ inches by 10-24.

FIGURE 6.— $3\frac{1}{2}$ -inch half-surface template hingesTABLE 5.— $3\frac{1}{2}$ -inch half-surface template hinges

Template identification symbol	Nominal thickness (inch)	Material of butt hinge	Machine screws	
			F. H.—Jamb leaf	O. H. with grommet nuts—Door leaf
A135H.....	0.123	Wrought steel and bronze...	$\frac{1}{2}$ inch by 10-24.....	$1\frac{3}{4}$ inches by 10-24.

FIGURE 7.—4-inch half-surface template hinges

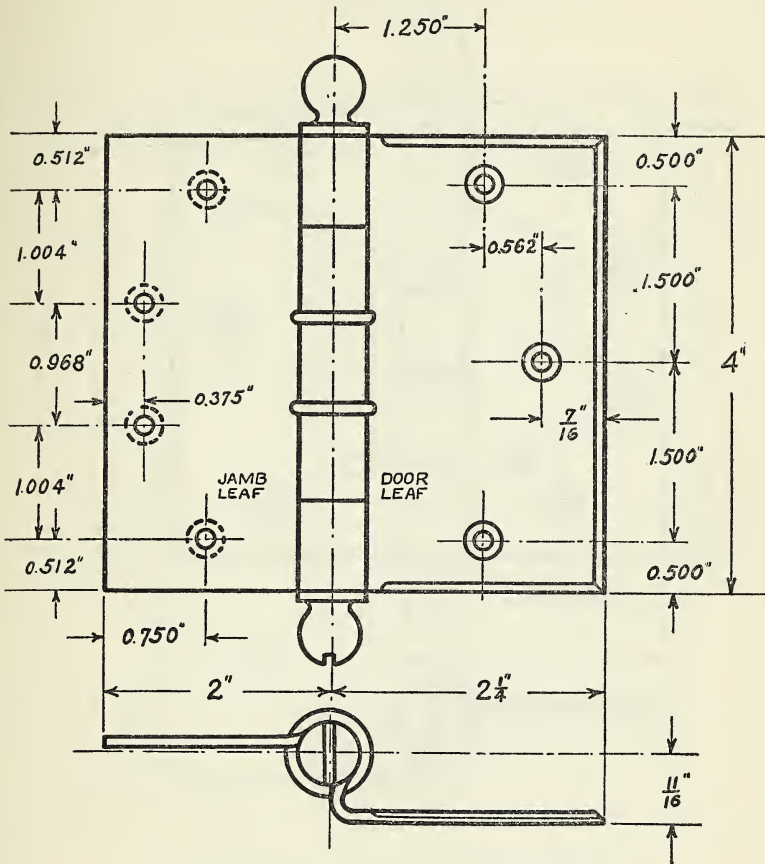
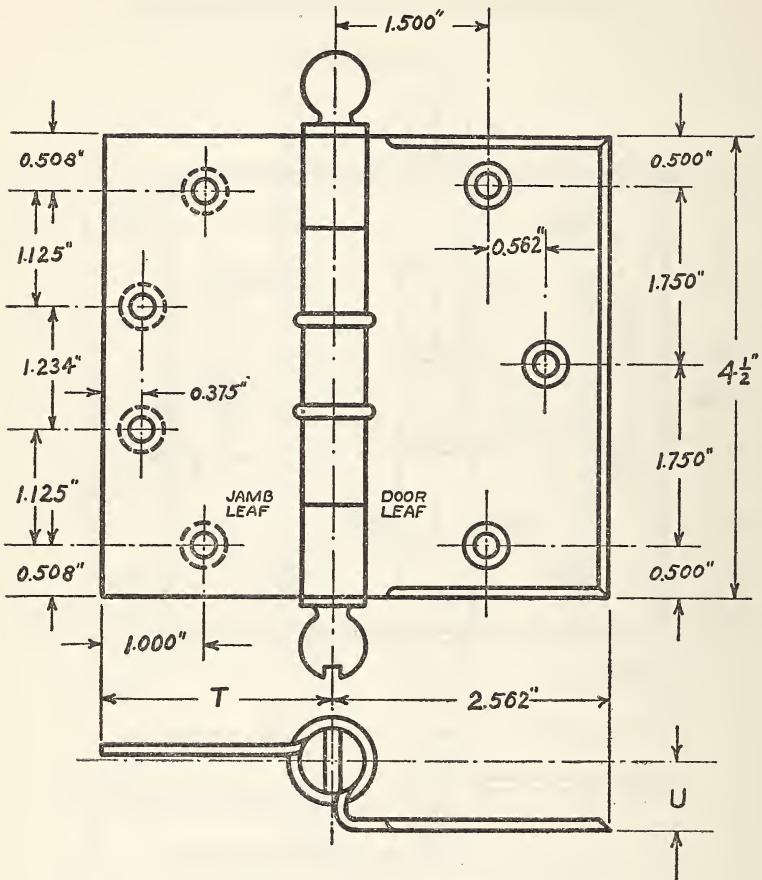


TABLE 6.—4-inch half-surface template hinges

Template identification symbol	Nominal thickness (inch)	Material of butt hinge	Machine screws	
			F. II.—Jamb leaf	O. II. with grommet nuts—Door leaf
A140H.....	0.130	Wrought steel and bronze...	½ inch by 12-24.....	2 inches by ¼-20.

FIGURE 8.— $4\frac{1}{2}$ -inch half-surface template hingesTABLE 7.— $4\frac{1}{2}$ -inch half-surface template hinges

Template identification symbol	Dimensions (inches)			Material of butt hinge	Machine screws	
	T	U	Nominal thickness		F. H.—Jamb leaf	O. H. with grommet nuts—Door leaf
A145H.....	$2\frac{1}{4}$	$\frac{3}{4}$	0.134	Wrought steel and bronze.	$\frac{1}{2}$ inch by 12-24.....	2 inches by $\frac{1}{4}$ -20.
B145H.....	$2\frac{1}{2}$	1	.180	do.....	$\frac{1}{2}$ inch by 12-24.....	$2\frac{1}{4}$ inches by $\frac{1}{4}$ -20.

FIGURE 9.—5-inch half-surface template hinges

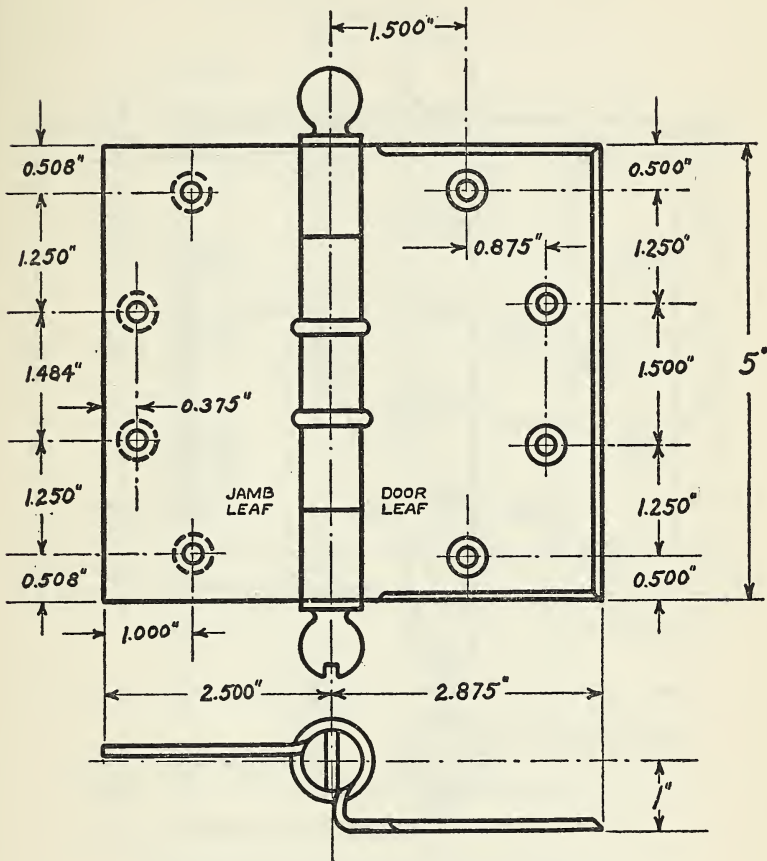


TABLE 8.—5-inch half-surface template hinges

Template identification symbol	Nominal thickness (inch)	Material of butt hinge	Machine screws	
			F. H.—Jamb leaf	O. H. with grommet nuts—Door leaf
A150H	0.146	Wrought steel and bronze	½ inch by 12-24	2 inches by ¼-20.
B150H	.190	do	½ inch by 12-24	2¼ inches by ¼-20.

FIGURE 10.—6-inch half-surface template hinges

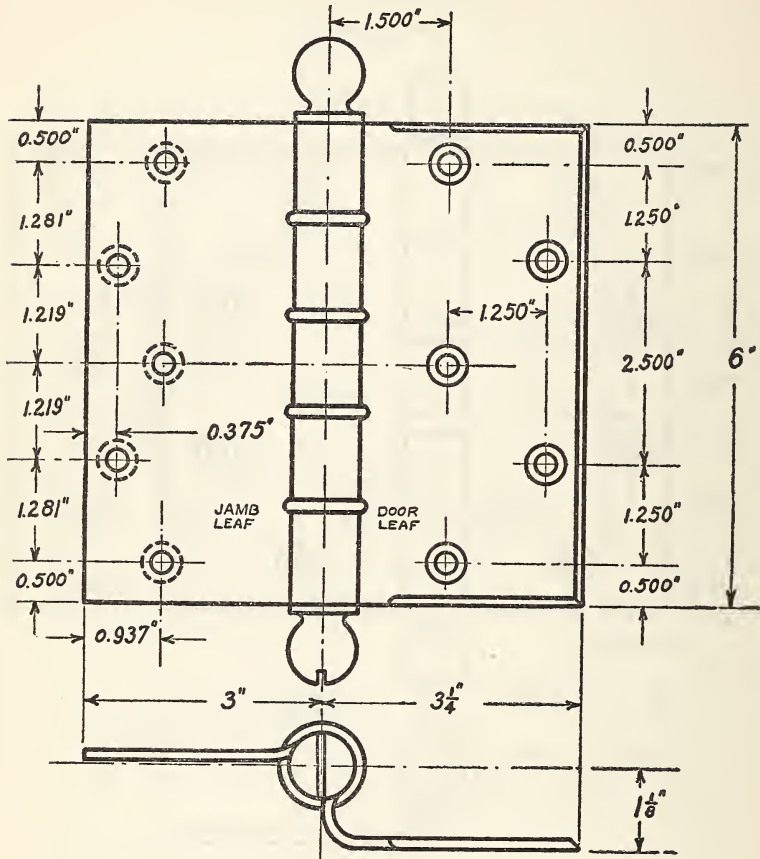
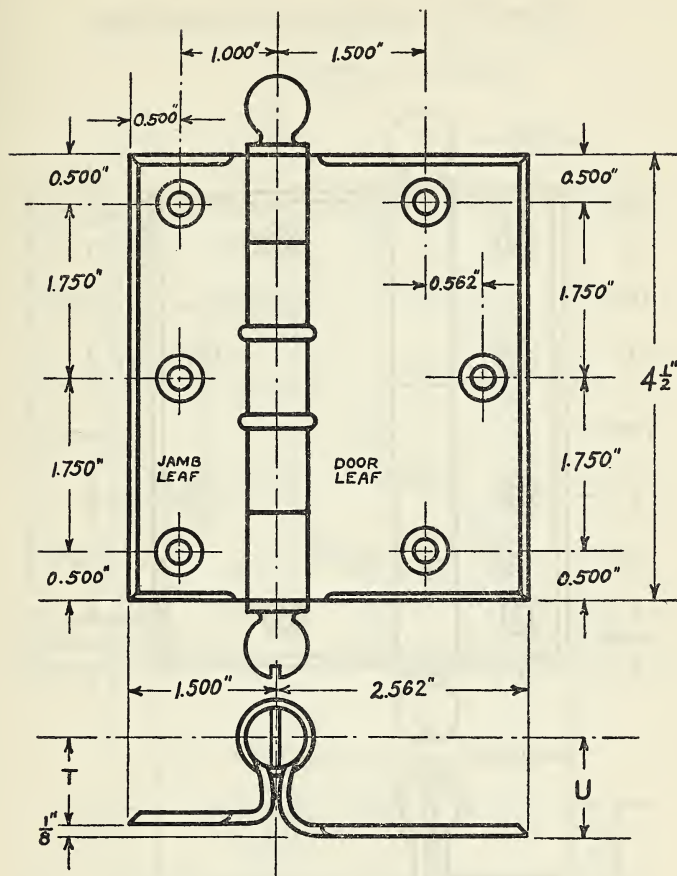


TABLE 9.—6-inch half-surface template hinges

Template identification symbol	Nominal thickness (inch)	Material of butt hinge	Machine screws	
			F. H.—Jamb leaf	O. H. with grommet nuts—Door leaf
B160H.....	0.203	Wrought steel and bronze...	1/2 inch by 1/4-20.....	2 3/4 inches by 1/4-20.

FIGURE 11.— $4\frac{1}{2}$ -inch full-surface template hingesTABLE 10.— $4\frac{1}{2}$ -inch full surface template hinges

Template identification symbol	Dimensions (inches)			Material of butt hinge	Machine screws	
	T	U	Nominal thickness		F. H.—Jamb leaf	O. H. with grom- met nuts—Door leaf
A145S.....	$1\frac{3}{16}$	$1\frac{5}{16}$	0.134	Wrought steel and	$\frac{1}{2}$ inch by 12-24.....	2 inches by $\frac{1}{4}$ -20.
B145S.....	$\frac{7}{8}$	1	.180	.....do.....	$\frac{1}{2}$ inch by 12-24.....	2 $\frac{1}{4}$ inches by $\frac{1}{4}$ -20.

FIGURE 12.—5-inch full-surface template hinges

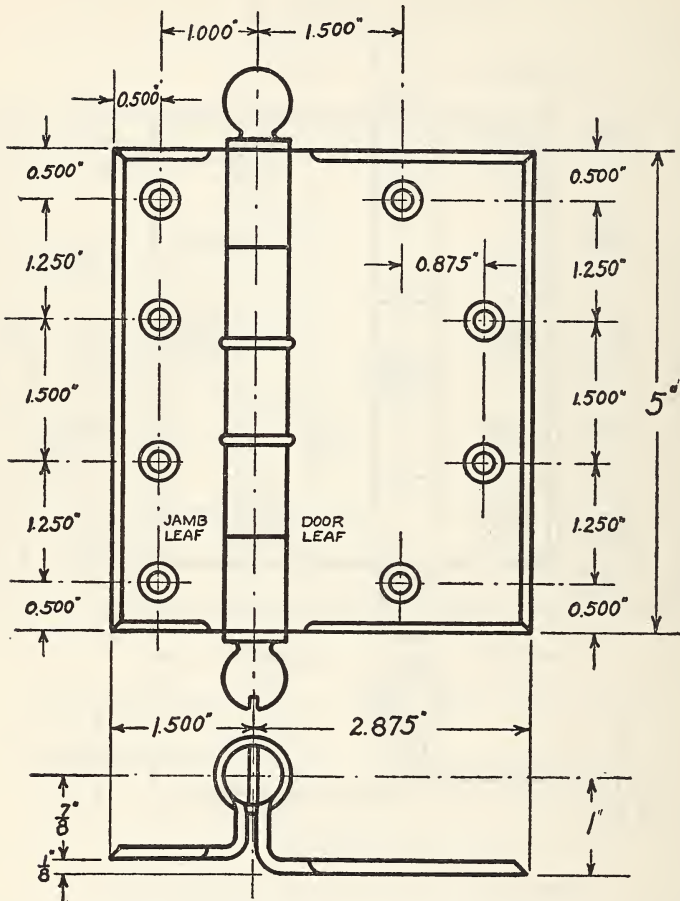
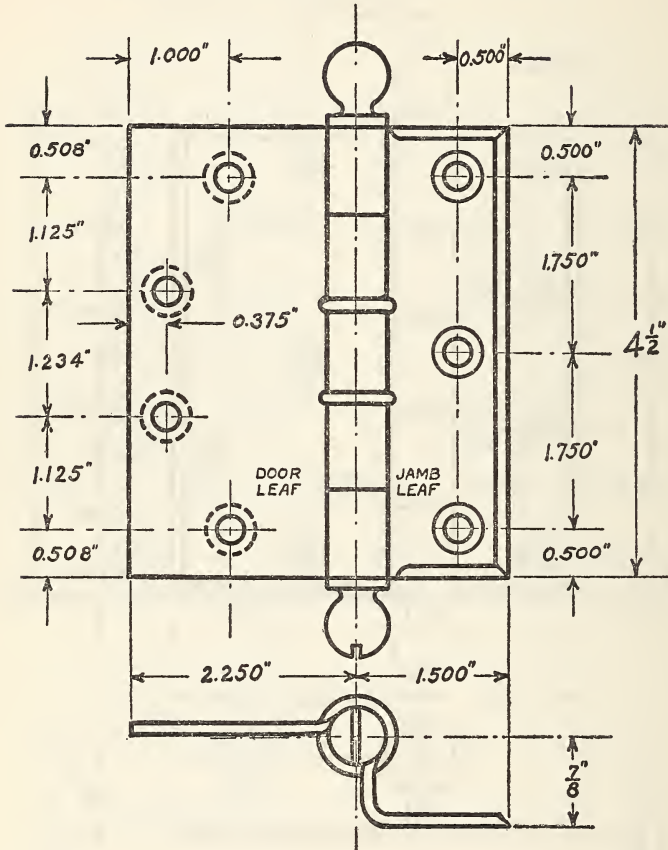


TABLE 11.—5-inch full surface template hinges

Template identification symbol	Nominal thickness (inch)	Material of butt hinge	Machine screws	
			F. H.—Jamb leaf	O. H. with grommet nuts—Door leaf
A150S.....	0.146	Wrought steel and bronze...	½ inch by 12-24.....	2 inches by ¼-20.
B150S.....	.190	...do.....	½ inch by 12-24.....	2¼ inches by ¼-20.



FIGURE 14.— $4\frac{1}{2}$ -inch half-mortise template hingesTABLE 13.— $4\frac{1}{2}$ -inch half-mortise template hinges

Template identification symbol	Nominal thickness (inch)	Material of butt hinge	Machine screws	
			O. H.—Jamb leaf	F. H.—Door leaf
B145HM.....	0.180	Wrought steel and bronze...	$\frac{1}{2}$ inch by 12-24.....	$\frac{1}{2}$ inch by 12-24.

FIGURE 15.—5-inch half-mortise template hinges

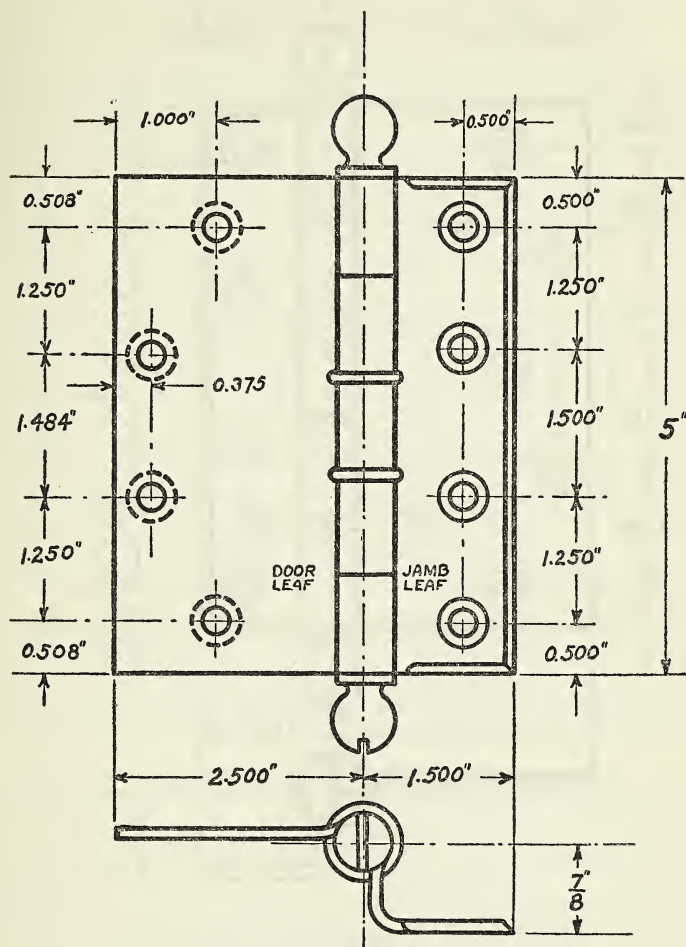


TABLE 14.—5-inch half-mortise template hinges

Template identification symbol	Nominal thickness (inch)	Material of butt hinge	Machine screws	
			O. H.—Jamb leaf	F. H.—Door leaf
A150HM.....	0.146	Wrought steel and bronze...	½ inch by 12-24.....	½ inch by 12-24.
B150HM.....	.190	do.....	½ inch by 12-24.....	½ inch by 12-24.

FIGURE 16.—6-inch half-mortise template hinges

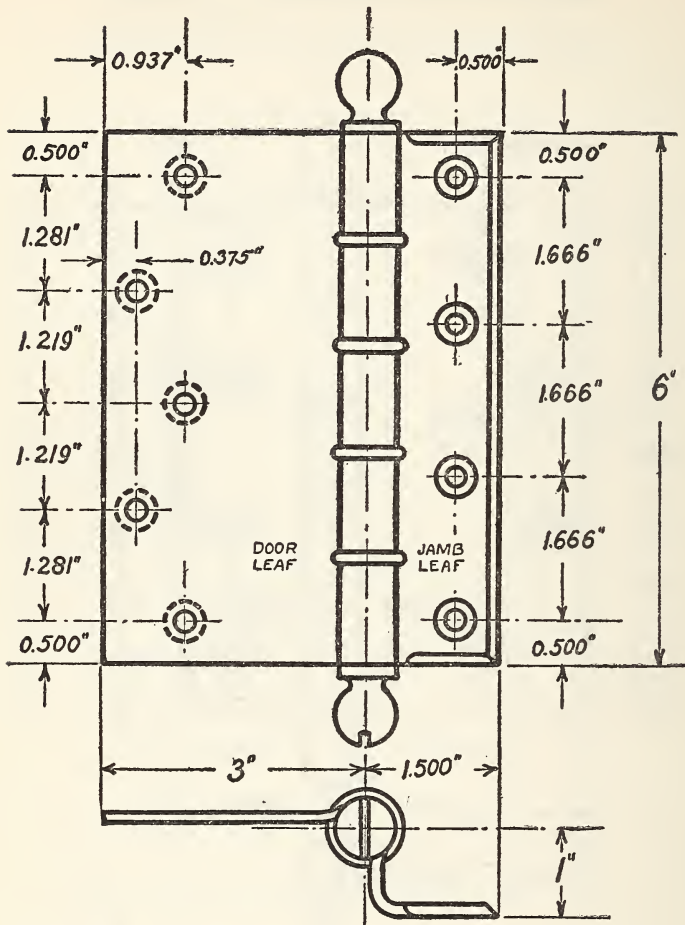


TABLE 15.—6-inch half-mortise template hinges

Template identification symbol	Nominal thickness (inch)	Material of butt hinge	Machine screws	
			O. H.—Jamb leaf	F. H.—Door leaf
B160HM.....	0.203	Wrought steel and bronze...	½ inch by ¼-20.....	½ inch by ¼-20.

## GENERAL CONFERENCE

Since many of the standards herein recommended have been in effect for some time as a result of several previous joint conferences of the builders' hardware producers and the manufacturers of hollow metal doors, these two industries in joint conference on November 15, 1928, in New York City, recommended that the meeting be considered as a general conference of the industry and thus avoid any duplication of effort, particularly since all interests directly concerned have been represented in the development of the recommendation.

Following some slight modification of screw sizes for certain template butts and change in lip of template strike, the conference voted to adopt the proposed commercial standard as revised, and to request the cooperation of the Bureau of Standards in application of the certification plan and publication of the standard.

The following individuals were present:

- BENNETT, JAMES A., the Lockwood Manufacturing Co., South Norwalk, Conn.  
 BOMMER, GUSTAV, general manager, Bommer Spring Hinge Co., Brooklyn, N. Y.  
 BURT, C. F., secretary, Hollow Metal Door & Trim Manufacturers' Association, New York, N. Y.  
 CHAMBERLAIN, RODMAN W., eastern sales manager, The Stanley Works, New Britain, Conn.  
 CHERRY, R. B., manager contract sales, Sargent & Co., New Haven, Conn.  
 GRAVES, W. LEE, factory manager, Greene Tweed Corporation of New Jersey, Newark, N. J.  
 GRIM, C. H., sales manager, Chantrell Hardware & Tool Co., Reading, Pa.  
 HABBERSSETT, WILLIAM C., contract sales manager, Russell & Erwin Manufacturing Co., New Britain, Conn.  
 HART, JEAN F., manager, contract sales, The Stanley Works, New Britain, Conn.  
 HASENFLUE, NELSON T., secretary-treasurer, Champion Hardware Co., Geneva, Ohio.  
 HINKLEY, JAMES S., Penn Hardware Co., Reading, Pa.  
 JACOBI, G. N., manager price bureau, the Yale & Towne Manufacturing Co., Stamford, Conn.  
 JOHNSON, A. Z., chief engineer, Dahlstrom Metallic Door Co., Jamestown, N. Y.  
 LAWLOR, JOHN T., president, Reading Hardware Corporation, Reading, Pa.  
 MACE, W. S., sales manager, Lockwood Manufacturing Co., South Norwalk, Conn.  
 PARIOT, GEORGE, sales agent, Oscar C. Rixson Co., Chicago, Ill.  
 PARKER, W. E., assistant to manager, Russell & Erwin Manufacturing Co., New Britain, Conn.  
 PARKS, HAROLD A., assistant sales manager, Sargent & Co., New Haven, Conn.  
 PFEIFER, FREDERICK, eastern representative, Payson Manufacturing Co., Chicago, Ill.  
 PLATT, HAROLD B., president, Greene Tweed Corporation of New Jersey, Newark, N. J.  
 PLEASANTON, E. S., Greene Tweed Corporation of New Jersey, Newark, N. J.  
 QUIGLEY, CHARLES P., contract manager, P. & F. Corbin, New Britain, Conn.  
 REEVES, E. D., eastern manager, McKinney Manufacturing Co., Pittsburgh, Pa.  
 ROLPH, SAMUEL F., manager contract sales, the Yale & Towne Manufacturing Co., Stamford, Conn.  
 SCOTT, W. A., sales manager, McKinney Manufacturing Co., Pittsburgh, Pa.  
 SEUBERT, H. E., eastern sales superintendent, Schlage Lock Co., San Francisco, Calif.  
 TUCKER, W. P., manager, eastern division, Frantz Manufacturing Co., Sterling, Ill.  
 DEPARTMENT OF COMMERCE:  
 BARROWS, W. P., Bureau of Standards, Washington, D. C.  
 FAIRCHILD, I. J., Bureau of Standards, Washington, D. C.

## STANDING COMMITTEE AND EFFECTIVE DATE

The following individuals constitute a standing committee which is to consider revisions to keep the standard compatible with practices in the industry.

HABBERSETT, WILLIAM C., Russell & Erwin Manufacturing Co., chairman.

HART, J. F., the Stanley Works.

BURT, C. F., Hollow Metal Door & Trim Manufacturers' Association.

JOHNSON, A. Z., Dahlstrom Metallic Door Co.

KERN, LEROY E., American Institute of Architects.

CALVERT, L. L., Associated General Contractors of America (Inc.).

DONNAN, JOHN, Southern Hardware Jobbers Association.

ERMELENG, L. B., National Association of Building Owners and Managers.

The normal revision interval for the standard was set at one year from effective date.

## CERTIFICATION PLAN

The general conference requested the Bureau of Standards to apply the certification plan to this commercial standard:

The certification plan as applied by the Bureau of Standards to commercial standards consists in the compilation and distribution of lists of manufacturers who are willing, when requested to do so, to certify to purchasers that products supplied by them comply with all the requirements and tests set forth in nationally recognized commercial standards. The plan is also applied to selected Federal specifications. These lists are available on request to individual consumers, consumer groups, companies, and, in fact, to any prospective purchasers, for their guidance.

The benefits now derived from the use of specifications by large consumers are thus made immediately available to the small consumer, with incidental advantage to the larger consumers of convenience in ordering and accepting material with fewer laboratory tests, and of lowering the price by reason of broadening the field of supply. The manufacturer also benefits from the well-known economies accompanying "mass production." The lists of manufacturers willing to certify to the quality of certain commodities are made by corresponding with, as nearly as possible, all the manufacturers of that product and listing only those who signify their willingness to certify to the purchaser, when requested to do so, that the commodities delivered actually comply with the commercial standard. Obviously, the purchaser making use of the lists of "willing-to-certify" manufacturers, will select therefrom such manufacturers as are known (or assumed) by him to be reliable. The trend toward the purchase of materials of certified quality from sources shown on such willing-to-certify lists supplies added incentive to standardization on the part of other producers, and thus the benefits of the certification plan will be felt by purchasers either directly or indirectly, whether or not they make use of the plan themselves.

## COMMERCIAL STANDARDS SERVICE

Industry has long sensed the need for a wider application and use of specifications developed and approved by nationally recognized organizations. To assist these bodies and the producers and con-

sumers in securing this result and as a natural outgrowth of the movement toward elimination of waste through simplified practice, the Bureau of Standards has set up a procedure under which specifications, properly indorsed, may be printed as official publications of the Department of Commerce and promulgated as "Commercial Standards." This service parallels that of simplified practice in many respects and is available only upon request.

Broadly speaking, the aim is to continue the same character of cooperative service in this field that is being rendered in simplification. The division of trade standards is not designed to act as a standardizing body, nor will it engage in the preparation of specifications. Its service is mainly promotional in character, since its chief mission is to get behind a standard or a specification which any branch of industry may want to promulgate on a nation-wide basis; to determine its eligibility for promulgation; to publish and broadcast it in the event the prerequisites of procedure have been met, including a satisfactory majority acceptance; to facilitate the application of the certification plan for the assurance and convenience of the purchaser; to provide means for periodic audits of adherence; and to cooperate with the Bureau of Foreign and Domestic Commerce in determining the desire of industry relative to translation and promulgation of such specifications as a basis for foreign commerce.

In general, it may be said that a simplification covers types, sizes, and varieties of a commodity which are retained by industry on the basis of demand, whereas a commercial standard establishes definite requirements as to grade, quality, or dimensional tolerances in addition to any limitation of variety desired and accepted by the industry.

## ORGANIZATION AND DUTIES OF STANDING COMMITTEE

In order to carry on the aims and desires of the industry in the standardization of their product, a standing committee is appointed at the general conference. This committee consists of members from each division of the industry, namely, producers, distributors, and consumers, and thus reflects the well balanced viewpoint of all concerned. The members of the committee receive all suggestions regarding the commercial standard and consider its revision in the event that such action is desirable and mutually beneficial. If the commercial standard does not warrant revision, it is reaffirmed in its existing form, but if any important changes are found desirable their adoption is recommended by the committee, whereupon the industry is again solicited for written acceptance of the standard in its revised form. The committee is in effect a centralizing agency for criticisms and comments regarding the commercial standard and is charged with the responsibility of recommending revisions to keep the standard abreast with current industrial practice. The proper functioning of the committee requires that, when necessary, its members be willing to attend meetings held at some central place, although in many cases it will be possible to conduct the work by correspondence.

When any deceptions in reference to the commercial standard are reported to the standing committee, it applies moral suasion or such other corrective measures as seem desirable. The Department of Commerce has no "police power" to compel adherence; therefore it

is incumbent upon the standing committee to do all in its power to encourage all divisions of the industry to follow the provisions of the commercial standard and contribute in every way possible to its general adoption and usefulness.

## YOUR COOPERATION

As a producer, distributor, or consumer of some of the commodities for which commercial standards have already been established you are in a position to avail yourself of the benefits arising from the use of quality standards and incidentally to add impetus to this method of eliminating waste. The first step is a declaration in favor of the standard by recording your attention to adhere, as closely as circumstances will allow, to the standards for those products which you may buy or sell. The receipt of your signed acceptance will permit the listing of your company in new additions of the commercial standards that you accept.

You will, of course, want to examine any commercial standards before signing a formal acceptance. The Bureau of Standards will therefore furnish a copy of any standard under consideration for acceptance. To facilitate this procedure, a list appears on page 26 that may be checked and mailed to the Division of Trade Standards, Bureau of Standards, Washington, D. C. The publications may also be secured singly or in quantities at a nominal price from the Government Printing Office. Prices will be furnished upon request.

The acceptance of a commercial standard is an entirely voluntary action and applies to the production, sale, and use of stock items. It is not meant to interfere with the manufacture or sale of special sizes and types sometimes required. Trade associations and individual companies often distribute large numbers of the printed standard for the information and guidance of their members or customers. In such cases it is possible to extend the scope and degree of adherence by urging each recipient to send in an acceptance, bearing in mind that the practical value of any standardization is measured by the observance it receives. An acceptance form for the commercial standard herein covered is included on page 23.

## ACCEPTANCE OF COMMERCIAL STANDARD CS9-29

Please sign and return this sheet to Division of Trade Standards,  
Bureau of Standards, Washington, D. C.

Date-----

DIVISION OF TRADE STANDARDS,  
BUREAU OF STANDARDS,  
*Washington, D. C.*

GENTLEMEN: We, the undersigned, do hereby accept the original draft of the commercial standard, as our standard practice in the { production <sup>1</sup> } of builders' template hard-  
                                  { distribution <sup>1</sup> }  
                                  { use <sup>1</sup> }

ware, beginning -----, and will use our best  
(Date)  
effort in securing its general adoption.

To permit intelligent review of the effectiveness of the commercial standard every year by an accredited committee of all interests, working in cooperation with the Department of Commerce, we plan to supply all data, upon request, which may be necessary for the development of constructive revisions. It is understood that any suggested modifications will be submitted as soon as formulated, and shall not be promulgated until accepted in form similar to this recommendation.

Signed-----  
(Kindly typewrite or print the following lines)

Title-----

Company-----

Street address-----

City and State-----

We are members of the following associations or other organizations interested in the production, sale or use of builders' template hardware:

-----  
-----  
-----

<sup>1</sup> Please designate which group you represent by drawing lines through the other two. In the case of related interests, trade papers, colleges, etc., desiring to record their general approval, the words "In principle" should be added after the signature.

## TO THE ACCEPTOR

In signing the acceptance blank, please bear the following points clearly in mind:

1. *Adherence.*—The Department of Commerce has no regulatory powers to enforce adherence to the commercial standards. Instead, this waste-elimination program is based on voluntary cooperation and self-government in industry. To make this specific standardization operate as a satisfactory example of self-government, it is highly desirable that it be kept distinct from any plan or method of governmental regulation or control. It will be successful according to the degree to which manufacturers, distributors, and purchasers adhere to its terms and conditions.

2. *The industry's responsibility.*—The department cooperates only on the request of the industry and assumes no responsibility for industrial acceptance or adherence. This program was developed by the industry on its own initiative. Its success depends wholly on the active cooperation of those concerned.

3. *The acceptor's responsibility.*—You are entering into an entirely voluntary arrangement, whereby the members of the industry—the distributors and consumers of the product, and others concerned—hope to secure the benefits inherent in commercial standardization. Those responsible for this standard realize that instances may occur in which it will be necessary to supply or purchase items not included therein. The purpose is, however, to secure wider support for nationally recognized standards covering grade, quality, and other characteristics of products. *Consumers* can make the program a success if, in their purchasing, they will make a definite and conscientious effort to *specify in terms of this commercial standard*.

4. *The department's responsibility.*—The function performed by the Department of Commerce is fourfold: First, to provide a neutral agency which will insure adequate consideration of the needs of all interests; second, to supply such assistance and advice in the development of this program as past experience with similar programs may suggest; third, to solicit and record the extent of adoption and adherence to the standard; and fourth, to add all possible prestige to this standardization movement by publication and promulgation if and when it is adopted and accepted by all elements directly concerned.

## REQUEST FOR COMMERCIAL STANDARDS

Date -----

DIVISION OF TRADE STANDARDS,

BUREAU OF STANDARDS,

*Washington, D. C.*

DEAR SIRs: The undersigned wishes to examine the commercial standards checked on the reverse side of this page with a view toward accepting them as our standard of practice in the production, distribution, or consumption of the standardized lines.

Signed -----

(Kindly typewrite or print the following lines)

Title -----

Company -----

Street address -----

City and State -----

## COMMERCIAL STANDARDS

CS. No.	Item
1-28.	Clinical thermometers.
2-29.	Surgical gauze (preparation postponed).
3-28.	Stoddard solvent.
4-29.	Staple porcelain (all-clay) plumbing fixtures.
5-29.	Steel pipe nipples.
6-29.	Wrought-iron pipe nipples.
7-29.	Standard weight malleable iron or steel screwed unions.
8-29.	Plain and thread plug and ring limit gage blanks (in preparation).
9-29.	Builders' template hardware.
10-29.	Brass pipe nipples.
11-29.	Regain of mercerized cotton yarns.
12-29.	Domestic and industrial fuel oils.
13-30.	Dress patterns.
14-29.	Boys' blouses, waists, shirts and junior shirts (in preparation).
15-29.	Men's pajamas (in preparation).
16-29.	Wall paper.
17-30.	Diamond core drill fittings.
18-29.	Hickory golf shafts.
19-30.	Foundry patterns of wood (in preparation).

(26)





