

A11102 146438

NBS
PUBLICATIONS

NAT'L INST OF STANDARDS & TECH R.I.C.



A11102146438

Buxton, George V/Compilation of rate con
QC100 .U573 V62:1978 C.2 NBS-PUB-C 1978



NSRDS-NBS 62

U.S. DEPARTMENT OF COMMERCE / National Bureau of Standards



Compilation of Rate Constants for the Reactions of Metal Ions in Unusual Valency States

QC
100
.U573
No.62
1978
C.2

NATIONAL BUREAU OF STANDARDS

The National Bureau of Standards¹ was established by an act of Congress March 3, 1901. The Bureau's overall goal is to strengthen and advance the Nation's science and technology and facilitate their effective application for public benefit. To this end, the Bureau conducts research and provides: (1) a basis for the Nation's physical measurement system, (2) scientific and technological services for industry and government, (3) a technical basis for equity in trade, and (4) technical services to promote public safety. The Bureau's technical work is performed by the National Measurement Laboratory, the National Engineering Laboratory, and the Institute for Computer Sciences and Technology.

THE NATIONAL MEASUREMENT LABORATORY provides the national system of physical and chemical and materials measurement; coordinates the system with measurement systems of other nations and furnishes essential services leading to accurate and uniform physical and chemical measurement throughout the Nation's scientific community, industry, and commerce; conducts materials research leading to improved methods of measurement, standards, and data on the properties of materials needed by industry, commerce, educational institutions, and Government; provides advisory and research services to other Government Agencies; develops, produces, and distributes Standard Reference Materials; and provides calibration services. The Laboratory consists of the following centers:

Absolute Physical Quantities² — Radiation Research — Thermodynamics and Molecular Science — Analytical Chemistry — Materials Science.

THE NATIONAL ENGINEERING LABORATORY provides technology and technical services to users in the public and private sectors to address national needs and to solve national problems in the public interest; conducts research in engineering and applied science in support of objectives in these efforts; builds and maintains competence in the necessary disciplines required to carry out this research and technical service; develops engineering data and measurement capabilities; provides engineering measurement traceability services; develops test methods and proposes engineering standards and code changes; develops and proposes new engineering practices; and develops and improves mechanisms to transfer results of its research to the ultimate user. The Laboratory consists of the following centers:

Applied Mathematics — Electronics and Electrical Engineering² — Mechanical Engineering and Process Technology² — Building Technology — Fire Research — Consumer Product Technology — Field Methods.

THE INSTITUTE FOR COMPUTER SCIENCES AND TECHNOLOGY conducts research and provides scientific and technical services to aid Federal Agencies in the selection, acquisition, application, and use of computer technology to improve effectiveness and economy in Government operations in accordance with Public Law 89-306 (40 U.S.C. 759), relevant Executive Orders, and other directives; carries out this mission by managing the Federal Information Processing Standards Program, developing Federal ADP standards guidelines, and managing Federal participation in ADP voluntary standardization activities; provides scientific and technological advisory services and assistance to Federal Agencies; and provides the technical foundation for computer-related policies of the Federal Government. The Institute consists of the following divisions:

Systems and Software — Computer Systems Engineering — Information Technology.

¹Headquarters and Laboratories at Gaithersburg, Maryland, unless otherwise noted; mailing address Washington, D.C. 20234.

²Some divisions within the center are located at Boulder, Colorado, 80303.

The National Bureau of Standards was reorganized, effective April 9, 1978.

Library of Congress Cataloging in Publication Data

Buxton, George V

Compilation of rate constants for the reactions of metal ions in unusual valency states.

(Nat. stand. ref. data ser., Nat. Bur. of Stand. ; NSRDS-NBS 62)

Supt. of Docs. no.: C 13.48:62

1. Chemical reaction, Rate of—Tables, etc. 2. Metal ions—Tables.

I. Sellers, Robin M., joint author. II. Title. III. Series: United States. National Bureau of Standards. National standard reference data series ; NSRDS-NBS 62.

QC100.U573 no. 62 [QD502] 602'.1s [546'.3]
78-816

NSRDS-NBS 62

Nat. Stand. Ref. Data Ser., Nat. Bur. Stand. (U.S.), 62, 78 pages (June 1978)

CODEN: NSRDAP

©1978 by the Secretary of Commerce on Behalf of the United States Government

U.S. GOVERNMENT PRINTING OFFICE
WASHINGTON: 1978

For sale by the Superintendent of Documents, U.S. Government Printing Office, Washington, D.C. 20402
Stock No. 003-003-01882-1 Price \$2.40
(Add 25 percent additional for other than U.S. mailing).

Foreword

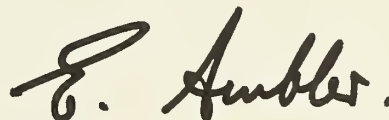
The National Standard Reference Data System provides access to the quantitative data of physical science, critically evaluated and compiled for convenience and readily accessible through a variety of distribution channels. The System was established in 1963 by action of the President's Office of Science and Technology and the Federal Council for Science and Technology, and responsibility to administer it was assigned to the National Bureau of Standards.

NSRDS receives advice and planning assistance from a Review Committee of the National Research Council of the National Academy of Sciences-National Academy of Engineering. A number of Advisory Panels, each concerned with a single technical area, meet regularly to examine major portions of the program, assign relative priorities, and identify specific key problems in need of further attention. For selected specific topics, the Advisory Panels sponsor subpanels which make detailed studies of users' needs, the present state of knowledge, and existing data resources as a basis for recommending one or more data compilation activities. This assembly of advisory services contributes greatly to the guidance of NSRDS activities.

The System now includes a complex of data centers and other activities in academic institutions and other laboratories. Components of the NSRDS produce compilations of critically evaluated data, reviews of the state of quantitative knowledge in specialized areas, and computations of useful functions derived from standard reference data. The centers and projects also establish criteria for evaluation and compilation of data and recommend improvements in experimental techniques. They are normally associated with research in the relevant field.

The technical scope of NSRDS is indicated by the categories of projects active or being planned: nuclear properties, atomic and molecular properties, solid state properties, thermodynamic and transport properties, chemical kinetics, and colloid and surface properties.

Reliable data on the properties of matter and materials are a major foundation of scientific and technical progress. Such important activities as basic scientific research, industrial quality control, development of new materials for building and other technologies, measuring and correcting environmental pollution depend on quality reference data. In NSRDS, the Bureau's responsibility to support American science, industry, and commerce is vitally fulfilled.



ERNEST AMBLER, *Director*

Preface

This report is one of a series of data publications on radiation chemistry; the aim of the series is to compile, evaluate, and present the numerical results on processes occurring in systems which have been subjected to ionizing radiation. Various kinds of data are important in radiation chemistry. The quantities which were measured first were the observed radiation yields or G values (molecules formed or destroyed per 100 eV). Various indirect methods based on G values have been used to determine yields of transient species and relative rates of reactions. The spectral properties (optical, electron spin resonance) of transients have provided a direct method for their identification, and rates of the very fast reactions of transients which occur in irradiated systems have been measured directly by spectroscopic methods. Conductivity and luminescence methods have also provided a means of measuring properties of transients and their kinetics. Some reactions which occur in irradiated systems have also been studied by other methods, such as photochemistry, electric discharge, ultrasonics, chemical initiation, electron impact, etc. The emphasis in these publications is on the data of radiation chemistry, but where other pertinent data exist, they are included.

The data of radiation chemistry are voluminous; thousands of systems have been investigated. As a result there are certain collections, *e.g.* rate constants of particular types of reactions or certain properties of transients, for which tabulations of the data are considered essential, but for which critical assessment of each value is impossible. On the other hand, certain systems and properties have been studied so extensively that critical examination of these data is desirable and timely. Authors of this series of data publications have been asked to evaluate the extent to which the data can be critically assessed, to describe their criteria for evaluation, and to designate preferred values whenever possible.

Contents

	Page
Introduction.....	1
Arrangement of the tables	2
List of abbreviations	4
Table 1. Silver(0) and (II) reactions	5
Table 2. Gold(0) and (II) reactions.....	6
Table 3. Cadmium(I) reactions.....	7
Table 4. Cobalt(I) reactions.....	13
Table 5. Chromium(I), (II) and (V) reactions	20
Table 6. Copper(I) and (III) reactions	24
Table 7. Europium(II) reactions.....	29
Table 8. Iron(II) reactions	30
Table 9. Mercury(0) and (I) reactions.....	31
Table 10. Indium(II) reactions.....	35
Table 11. Iridium(II) reactions	35
Table 12. Manganese(I) reactions	35
Table 13. Molybdenum(II) reactions	36
Table 14. Nickel(I) reactions	37
Table 15. Lead(I) reactions.....	44
Table 16. Praesodymium(IV) reactions	45
Table 17. Platinum(I) and (III) reactions	46
Table 18. Rhodium(II) reactions.....	50
Table 19. Ruthenium(I), (II), (III) and (IV) reactions	51
Table 20. Samarium(II) reactions	53
Table 21. Thallium(0) and (II) reactions	55
Table 22. Thulium(II) reactions.....	59
Table 23. Ytterbium(II) reactions	60
Table 24. Zinc(I) reactions.....	62
Table 25. Intramolecular electron transfer reactions for some metal complexes	65
References.....	66

Compilation of Rate Constants for the Reactions of Metal Ions in Unusual Valency States*

George V. Buxton and Robin M. Sellers**




*Cookridge Radiation Research Centre, Cookridge Hospital,
Leeds LS16 6QB, Great Britain.*

Kinetic data have been compiled for reactions of uncommon oxidation states of metals which are produced by radiolysis of aqueous solutions of metal ions. Most of the reaction rates are for transient species, and the rates were determined by pulse radiolysis; some data were obtained by flash photolysis and gamma radiolysis. Metal ions from Groups IB, IIB, IIIA, IVA, VIB, VIIB, VIIIB, and the lanthanides are included in the compilation.

Key words: Aqueous solution; chemical kinetics; complex ions; electron transfer; metal ions; radiation chemistry; rates; transients..

Introduction

The discovery of the hydrated electron as a major product of the radiolysis of water and the development of pulse radiolysis have together resulted in the accumulation, during the last ten years, of a considerable amount of information on the chemistry of unusual valency states of metal ions in aqueous solution, which has been reviewed recently (G. V. Buxton and R. M. Sellers, 77-0121).¹ For the most part attention has been focussed on hyper-reduced states produced in reaction (1), which affords a simple, and often unique, method of their formation. Reactions of hydroxyl radicals and hydrogen atoms, and of simple radicals derived from them, with metal ions have been less commonly studied.



This compilation lists the rate constants for reactions of these metal ions in unusual valency states. In the majority of cases the species are unstable, generally decaying by dismutation (2), or reaction with the solvent or a solute (3). This instability has been the principal criterion on which the decision to include data in this tabulation has been based. However, because the bulk of information on these metal ions has been obtained by pulse radiolysis methods, we have also included some rate constants for the reactions of stable metal ions such as Cu^+ , Cr^{2+} and Eu^{2+} measured by these methods. In these examples, indicated in the tables, much other data not recorded here has been obtained by other techniques.

* This is a data review prepared for, and in cooperation with, the Radiation Chemistry Data Center of the Radiation Laboratory, University of Notre Dame, Indiana 46556. The Laboratory is operated under contract with the Department of Energy. The work of the Center is supported in part by the National Bureau of Standards, Office of Standard Reference Data.

** Present address: Central Electricity Generating Board, Berkeley Nuclear Laboratories, Berkeley, Gloucestershire GL13 9PB, Great Britain.

¹Literature references are given at the end of this paper.

Arrangement of the Tables

The tables are listed in alphabetical order of the chemical symbols of the metals involved. Within each table the arrangement is by oxidation state, starting with the lowest, and is further subdivided according to the complexing ligands in the order aquo ions (and hydrolysed forms), inorganic ligands in alphabetical order of the first letter of the chemical symbol of the principal element of that ligand (e.g. N for ammonia), and organic ligands in alphabetical order of their written names. For each individual transient species the reactants are in the order: inorganic species, organic radicals, both in alphabetical order of their chemical symbols, followed by organic compounds in alphabetical order of their written names.

Table 25 is somewhat different, and lists the rate constants for some intramolecular electron transfer reactions. The reactions are subdivided according to the method of production of the transient species. Note that all the rate constants in this table are first order, and have therefore units of s^{-1} . Reactions of metallo-proteins and related compounds are not dealt with in this compilation.

The data given for each reaction are the measured rate constant, and a brief description of the experimental conditions etc. as outlined below. Literature data published to approximately mid-1976 are covered.

Reaction: Three main methods have been used to measure the rate constants reported here:

- (i) by monitoring the rate of removal of the absorption of the metal species at some convenient wavelength
- (ii) by monitoring the rate of formation of some product
- (iii) by competition kinetics.

Methods (i) and (iii) have the disadvantage that they do not involve characterisation of the products of the reaction, and in many instances in the literature no additional experiments have been performed to overcome this. Often the reaction type has been assumed. Particular attention has been given to this problem in this compilation. Where there is no experimental information on the products given in the original work or elsewhere, only the left hand side of the equation is given, followed in brackets by the possible type of reaction as originally suggested, or as seems appropriate. If experimental evidence is given, the products are quoted, and the nature of the evidence indicated in the column headed 'Comments'.

In some cases the reactive intermediates themselves have not been fully characterised, and in such instances brief details of the method and conditions of formation are given.

Rate Constants: Most of the rate constants listed were measured under conditions where the reaction obeyed first order kinetics and no knowledge of absolute concentrations of the *transient* species is required. Error limits on the rate constants are those quoted in the original work. In the great majority of cases their magnitude is $\pm 10 - 15\%$ of the rate constant value, which is typical of the precision of the mean of pseudo first order rate constants measured by pulse methods. If the data source gives no errors none are shown here, but they should be assumed to be at least $\pm 25\%$ to allow for the possibility that the rate constant is derived from a single measurement.

Second order rate constants are prefaced by " $2k =$ " or " $2k/\epsilon_\lambda =$ " as appropriate. In cases where it is not clear whether the value refers to $2k$ or k this is noted in the 'Comments' column. The measured quantity is $2k/\epsilon_\lambda$ and is subject to the same limitations given above for pseudo first order rate constants. Calculation of $2k$ requires a knowledge of ϵ_λ , and where this quantity is quoted in the original work it is given under 'Comments'. In many instances, however, the values of ϵ_λ used to calculate $2k$ have not been clearly stated.

Evaluation of ϵ_λ requires a knowledge of the concentration of transient species present which, in radiation chemical systems, means that the dose per pulse and the G value² of the species must be known. In our experience these quantities are each likely to be uncertain by $\pm 10\%$, so that the error in $2k$ may be as much as three times as large as the error in $2k/\epsilon_\lambda$. Therefore, in the absence of any quoted errors, the error in $2k$ should be assumed to be $\pm 50\%$.

² G is the number of molecules of a species produced per 100 eV of absorbed energy.

Equilibrium constants are quoted under the 'Rate Constants' heading, and are prefixed by "K =" followed by the appropriate units. If the individual rate constants for the forward and reverse processes are known these are shown as " k_f " and " k_r " respectively. Activation energies are prefaced by " $E_a =$ " and are given in units of kJ mol^{-1} .

Ionic Strength (I): Ionic strengths have either been taken directly from the original work, or calculated from the conditions given. In the few instances where the formation of ion pairs has been taken into account the values are followed by an asterisk. If insufficient information is given to enable the ionic strength to be calculated the column has been left blank. The ionic strength of rate constants extrapolated to zero ionic strength is given as " $\rightarrow 0$ ". Unfortunately in a number of studies little or no attempt has been made to maintain the ionic strength constant. The practice of many reaction kineticists of adding a high concentration of inert electrolyte, such as NaClO_4 , has not been widely adopted by radiation chemists, no doubt because of possible complications due to direct radiolysis of the electrolyte (cf. J. Konstantatos and D. Katakis, 67-0019). There is no reason however why an ionic strength of say 0.1 or 0.5 mol dm^{-3} should not become standard for pulse radiolytic measurements. It is to be hoped that more consideration will be given to this problem in future studies.

Temperature: Where temperatures are quoted in the original work these have been given. In the absence of any information temperatures are given as room temperature (RT). The temperature ranges over which activation parameters have been measured are given as appropriate. Since many of the rate constants quoted in these tables are near the diffusion controlled limit and have therefore small activation energies, little uncertainty is engendered by an imprecise knowledge of the temperature. For example a change in temperature of 5° from 25° changes k by 11% for an activation energy of 16 kJ mol^{-1} .

Comments: Information and comments relevant to the reactions and rate constants are given in this column as outlined above. No attempt has been made to give a complete description of the conditions employed in the measurement of the rate constants quoted, but where the concentration of one or more of the solutes exceeds 0.1 mol dm^{-3} this has been noted.

References: The references are listed following the tables in order of the serial number of the paper in the files of the Radiation Chemistry Data Centre at the University of Notre Dame. The first two digits of this number represent the year in which the work was published. The references in the tables also give the first four letters of the first author's name and a dot for each additional author up to a maximum of four dots.

List of Abbreviations

Reaction:	af	adduct formation
	dis	dismutation (disproportionation)
	et	electron transfer
	int et	intramolecular electron transfer
	O at	oxygen atom transfer
	pt	proton transfer
	et - is	inner sphere electron transfer
	?	uncertain
Rate Constant:	$2k$	rate constant for second order reaction
	ϵ_λ	extinction coefficient at wavelength λ
	E_a	activation energy (units kJ mol^{-1})
	K	equilibrium constant
	pK	acid dissociation constant ($= -\log_{10}K$)
	k_f	rate constant for forward reaction of equilibrium
	k_r	rate constant for reverse reaction of equilibrium
	?	value uncertain
Ionic Strength: (I)	$\rightarrow 0$	extrapolated to zero ionic strength
	*	calculated taking into account the formation of ion pairs
	var	various
Temperature:	RT	room temperature
pH:	nat	natural pH of the solution
Method:	comp.	competition kinetics
	f.ph.	flash photolysis
	γ	γ -radiolysis
	pr	pulse radiolysis
	Chemical Symbols:	bpy
	en	ethylenediamine
	gly	glycine
	EDTA ⁴⁻	ethylenediamine tetraacetate
	NAD ⁺	nicotinamide adenine dinucleotide
	NTA ³⁻	nitrilotriacetate
	PNDA	<i>p</i> -nitroso- <i>N,N</i> -dimethylaniline
	L	ligand (specified in table).

TABLE 1. Silver(0) and Silver(II) reactions

No.	Reaction	$k/\text{dm}^3 \text{mol}^{-1} \text{s}^{-1}$ ^a	I	$t/^\circ\text{C}$	pH	Method	Comments	Ref.
<i>Ag(0) - aquo ions and complexes</i>								
1.1	$\text{Ag}^0 + \text{Ag}^+ \rightarrow \text{Ag}_2^+$	5.9×10^9	-	RT	-	pr	Product characterised by absorption spectrum and charge.	Puki..68-0431
		$(6.5 \pm 0.3) \times 10^9$	-	29	1.0	pr	-	Farh...73-1053
		$(5.2 \pm 0.3) \times 10^9$	-	29	1.0	pr	Measured at pressure of 6.72 kbar.	Farh...73-1053
1.2	$\text{Ag}_2^+ + \text{Ag}^+ \rightarrow \text{Ag}^{2+} + \text{Ag}_3^0$	3.8×10^9	$\rightarrow 0$	RT	-	pr	Products characterised by absorption spectrum.	Puki..68-0431
1.3	$\text{Ag}_3^0 + \text{Ag}^+ \rightarrow \text{Ag}_2^+$	<i>ca.</i> 10^8	-	RT	-	pr	Product characterised by absorption spectrum.	Puki..68-0431
1.4	$\text{Ag}_2^0/\text{Ag}_3^+ + \text{MnO}_4^-$ (et)	1.2×10^{10}	0.003	RT	-	pr	Measured by the rate of depletion of the MnO_4^- absorption.	Baxe..65-0385
1.5	$\text{Ag}_3^+ + \text{O}_2$ (et or af)	3.8×10^8	-	RT	-	pr	Product uncertain, but transfers an electron to 1,4-benzoquinone (see Sell.76-1134).	Baxe..65-0393
1.6	$\text{Ag}_3^+ + 1,4\text{-benzoquinone} \rightarrow \text{Ag}_3^{2+}(?) + (1,4\text{-benzoquinone})^-$	$(1.5 \pm 0.3) \times 10^8$	-	25 ± 2	5.8	pr	Measured by the rate of formation of the semiquinone in the presence of 1 mol dm^{-3} 2-methyl-2-propanol.	Sell.76-1134
1.7	$\text{Ag}_3^+ + \text{menaquinone} \rightarrow \text{Ag}_3^{2+}(?) + (\text{menaquinone})^-$	slow	-	-	7.0	pr	Only 24% electron transfer, which may be due to side reactions. Solutions contained 1 mol dm^{-3} 2-methyl-2-propanol.	Rao.73-1047
<i>Ag(0) - ammine complexes</i>								
1.8	$\text{Ag}^0 + \text{Ag}(\text{NH}_3)_2^+ \rightarrow \text{Ag}_2(\text{NH}_3)_n^+$	5.2×10^9	-	RT	-	pr	Ag^0 generated from $e_{\text{aq}}^- + \text{Ag}(\text{NH}_3)_2^+$ - might be same as product of $e_{\text{aq}}^- + \text{Ag}^+$. Product contains unknown number of ammine ligands.	Puki.68-0435
1.9	$\text{Ag}_2(\text{NH}_3)_n^+ + \text{Ag}_2(\text{NH}_3)_n^+ \rightarrow \text{Ag}_4(\text{NH}_3)_n^{2+} ?$	$2k = 2.6 \times 10^{10}$	-	RT	-	pr	Product uncertain; gives ultimately Ag_3^0 .	Puki.68-0435
1.10	$\text{Ag}_2(\text{NH}_3)_n^+ + \text{Ag}(\text{NH}_3)_2^+ \rightarrow \text{Ag}_3(\text{NH}_3)_n^{2+} ?$	10^8	-	RT	-	pr	Measured from rate of formation of product, nature of which is uncertain.	Puki.68-0435
<i>Ag(II) - aquo complex</i>								
1.11	$\text{Ag}^{2+} + \text{Ag}^{2+} \rightarrow \text{Ag}^+ + \text{Ag}^{3+}$	1.5×10^9	-	RT	-	pr	-	Puki..68-0431
1.12	$\text{Ag}^{2+} + \text{anisole} \rightarrow \text{Ag}^+ + \text{anisole}^+$	$(3.8 \pm 0.4) \times 10^7$	-	20 ± 2	nat(?)	pr	Product characterised by absorption spectrum and esr.	O'Ne..75-1171

TABLE 1. Silver(0) and Silver(II) reactions — Continued

No.	Reaction	$k/\text{dm}^3 \text{ mol}^{-1} \text{ s}^{-1} \text{ }^a$	I	$t/^\circ\text{C}$	pH	Method	Comments	Ref.
1.13	$\text{Ag}^{2+} + 1,2\text{-dimethoxybenzene} \rightarrow \text{Ag}^+ + (1,2\text{-dimethoxybenzene})^+$	$(6.0 \pm 0.6) \times 10^7$	—	20 ± 2	nat(?)	pr	Product characterised by absorption spectrum and esr.	O'Ne..75-1171
1.14	$\text{Ag}^{2+} + 1,3\text{-dimethoxybenzene} \rightarrow \text{Ag}^+ + (1,3\text{-dimethoxybenzene})^+$	$(6.3 \pm 0.6) \times 10^7$	—	20 ± 2	nat(?)	pr	Product characterised by absorption spectrum and esr.	O'Ne..75-1171
1.15	$\text{Ag}^{2+} + 1,4\text{-dimethoxybenzene} \rightarrow \text{Ag}^+ + (1,4\text{-dimethoxybenzene})^+$	$(4.6 \pm 0.5) \times 10^7$	—	20 ± 2	nat(?)	pr	Product characterised by absorption spectrum and esr.	O'Ne..75-1171
1.16	$\text{Ag}^{2+} + 1,2,3\text{-trimethoxybenzene} \rightarrow \text{Ag}^+ + (1,2,3\text{-trimethoxybenzene})^+$	$(2.5 \pm 0.3) \times 10^7$	—	20 ± 2	nat(?)	pr	Product characterised by absorption spectrum and esr.	O'Ne..75-1171
1.17	$\text{Ag}^{2+} + 1,2,4\text{-trimethoxybenzene} \rightarrow \text{Ag}^+ + (1,2,4\text{-trimethoxybenzene})^+$	$(7.0 \pm 0.7) \times 10^7$	—	20 ± 2	nat(?)	pr	Product characterised by absorption spectrum and esr.	O'Ne..75-1171
1.18	$\text{Ag}^{2+} + 1,3,5\text{-trimethoxybenzene} \rightarrow \text{Ag}^+ + (1,3,5\text{-trimethoxybenzene})^+$	$(5.6 \pm 0.6) \times 10^7$	—	20 ± 2	nat(?)	pr	Product characterised by absorption spectrum and esr.	O'Ne..75-1171

^aIf the data source gives no errors none are shown here but they should be assumed to be at least $\pm 25\%$ (or $\pm 50\%$ for $2k$).

TABLE 2. Gold(0) and Gold(II) reactions

No.	Reaction	$k/\text{dm}^3 \text{ mol}^{-1} \text{ s}^{-1} \text{ }^a$	I	$t/^\circ\text{C}$	pH	Method	Comments	Ref.
2.1	$\text{Au}^0 + \text{Au}^0 \rightarrow \text{Au}_2^0$	$(3.2 \pm 0.9) \times 10^9$	0.001	RT	11	pr	Product assumed. Solutions contained $9.8 \times 10^{-2} \text{ mol dm}^{-3} \text{ H}_2$.	Ghos.68-0302
		$(2.9 \pm 0.7) \times 10^9$	0.1	RT	13	pr		Ghos.68-0302
2.2	$\text{Au}^0 + \text{Fe}(\text{CN})_6^{3-} \text{ (et?)}$	5.5×10^8	—	RT	—	pr	—	Ghos.68-0302
2.3	$\text{Au}^0 + \text{N}_2\text{O} \text{ (et or O at)}$	5.5×10^8	—	RT	—	pr	—	Ghos.68-0302
2.4	$\text{Au}^0 + \text{O}_2 \text{ (et or af)}$	3.6×10^9	—	RT	—	pr	—	Ghos.68-0302
2.5	$\text{Au}^0 + \text{Au}^0 \rightarrow \text{Au}_2^0$	$(5.0 \pm 1.0) \times 10^9$	0.015	RT	2	pr	—	Ghos.68-0302
2.6	$\text{Au}^{\text{II}} + \text{Au}^{\text{II}} \rightarrow \text{Au}^{\text{I}} + \text{Au}^{\text{III}}$	$(2.4 \pm 0.6) \times 10^8$	0.01	RT	2	pr	Solutions contained $0.1 \text{ mol dm}^{-3} \text{ HCl}$.	Ghos.68-0302
2.7	$\text{Au}^{\text{II}} + \text{Au}^{\text{II}} \rightarrow \text{Au}^{\text{I}} + \text{Au}^{\text{III}}$	$(1.4 \pm 0.3) \times 10^9$	0.01	20	2	pr	Nature of products — see ref. 70-0580.	Baxe.70-0580
		$(8.6 \pm 0.7) \times 10^8$	0.011	20	2	pr	Solutions contained $10^{-3} \text{ mol dm}^{-3} \text{ Cl}^-$.	Baxe.70-0580
		$(1.2 \pm 0.1) \times 10^9$	0.131	20	2	pr	Solutions contained $10^{-3} \text{ mol dm}^{-3} \text{ Cl}^- + 0.12 \text{ mol dm}^{-3} \text{ NaClO}_4$.	Baxe.70-0580
		$(2.7 \pm 0.6) \times 10^8$	0.02	20	2	pr	Solutions contained $10^{-2} \text{ mol dm}^{-3} \text{ Cl}^-$.	Baxe.70-0580
		$(2.5 \pm 0.2) \times 10^7$	0.11	20	2	pr	Solutions contained $10^{-1} \text{ mol dm}^{-3} \text{ Cl}^-$.	Baxe.70-0580

^aIf the data source gives no errors none are shown here but they should be assumed to be at least $\pm 25\%$ (or $\pm 50\%$ for $2k$).

TABLE 3. Cd(I) reactions

No.	Reaction	$k/\text{dm}^3 \text{ mol}^{-1} \text{ s}^{-1} \text{ }^a$	I	$t/^\circ\text{C}$	pH	Method	Comments	Ref.
3.1	$\overset{\text{Cd}_{\text{aq}}^{2+}}{\text{Cd}^+} + \text{BrO}_3^- \text{ (et)}$	$(1.25 \pm 0.2) \times 10^9$	0.08	RT	nat	pr	-	Meye.68-0855
		$E_a = 13.4 \pm 1.7 \text{ kJ mol}^{-1}$	0.08	3 - 90	nat	pr	-	Meye.70-1228
3.2	$\text{Cd}^+ + \text{Cd}^+ \rightarrow \text{Cd}_2^{2+}$	$2k = \text{ca. } 1.2 \times 10^9$	0.4	25±2	nat	pr	Measured at 300 nm taking $\epsilon_{300} = 8080 \text{ dm}^3 \text{ mol}^{-1} \text{ cm}^{-1}$. Rate constant estimated from studies of Cd^+ decay in presence of several different OH scavengers.	Buxt.75-1027
		$2k = 3.0 \times 10^9$	0.002	RT	nat	pr	Measured at 300 nm taking $\epsilon_{300} = 16500 \text{ dm}^3 \text{ mol}^{-1} \text{ cm}^{-1}$. Rate constant estimated from computer analysis of Cd^+ decay. Competing reactions taken to be $\text{Cd}^+ + \text{H}_2\text{O}_2$ and $\text{Cd}^+ + \text{R} \cdot$ ($\text{R} = \text{CH}_3\text{COHCH}_3, \text{CH}_3\text{CHOH}, \text{CH}_2\text{OH}$). Product identified from effect of ionic strength on its decay.	Kelm..75-1064
		$2k = 5.0 \times 10^9$	0.004	RT	nat	pr	Measured at 313 nm taking $\epsilon_{301} = 14000 \text{ dm}^3 \text{ mol}^{-1} \text{ cm}^{-1}$. Rate constant independent of OH scavenger used.	Bark.75-1153
3.3	$\text{Cd}^+ + \text{Co(en)}_3^{3+} \text{ (et)}$	$(1.6 \pm 0.2) \times 10^9$	0.08	RT	5-6	pr	-	Meye.69-0428
3.4	$\text{Cd}^+ + \text{cis-Co(en)}_2\text{Cl}_2^+ \text{ (et)}$	$(2.3 \pm 0.3) \times 10^9$	0.08	RT	5-6	pr	-	Meye.69-0428
3.5	$\text{Cd}^+ + \text{trans-Co(en)}_2\text{Cl}_2^+ \text{ (et)}$	$(2.6 \pm 0.4) \times 10^9$	0.08	RT	5-6	pr	-	Meye.69-0428
3.6	$\text{Cd}^+ + \text{Co(en)}_2\text{CO}_3^+ \text{ (et)}$	$(6.7 \pm 1.0) \times 10^8$	0.08	RT	5-6	pr	-	Meye.69-0428
3.7	$\text{Cd}^+ + \text{cis-Co(en)}_2\text{F}_2^+ \text{ (et)}$	$(6.0 \pm 0.9) \times 10^8$	0.08	RT	5-6	pr	-	Meye.69-0428
3.8	$\text{Cd}^+ + \text{Co(en)}_2\text{FH}_2\text{O}^{2+} \text{ (et)}$	$(4.1 \pm 0.6) \times 10^8$	0.08	RT	5-6	pr	-	Meye.69-0428
3.9	$\text{Cd}^+ + \text{cis-Co(en)}_2\text{NH}_3\text{Cl}^{2+} \text{ (et)}$	$(1.75 \pm 0.26) \times 10^9$	0.08	RT	5-6	pr	-	Meye.69-0428
3.10	$\text{Cd}^+ + \text{cis-Co(en)}_2\text{NH}_3\text{NO}_2^{2+} \text{ (et)}$	$(2.8 \pm 0.7) \times 10^9$	0.08	RT	5-6	pr	-	Meye.69-0428
3.11	$\text{Cd}^+ + \text{Co(NH}_3)_6^{3+} \text{ (et)}$	$(1.72 \pm 0.3) \times 10^8$	0.08	RT	5-6	pr	-	Meye.69-0428
3.12	$\text{Cd}^+ + \text{Co(NH}_3)_5\text{Br}^{2+} \text{ (et)}$	$(25 \pm 0.4) \times 10^9$	0.08	RT	4.0	pr	-	Meye.69-0428
3.13	$\text{Cd}^+ + \text{Co(NH}_3)_5\text{Cl}^{2+} \text{ (et)}$	$(2.2 \pm 0.3) \times 10^9$	0.08	RT	5-6	pr	-	Meye.69-0428
3.14	$\text{Cd}^+ + \text{Co(NH}_3)_5\text{CN}^{2+} \text{ (et)}$	$(9.1 \pm 1.4) \times 10^8$	0.08	RT	5-6	pr	-	Meye.69-0428
3.15	$\text{Cd}^+ + \text{Co(NH}_3)_5\text{F}^{2+} \text{ (et)}$	$(5.4 \pm 0.8) \times 10^8$	0.08	RT	5-6	pr	-	Meye.69-0428
3.16	$\text{Cd}^+ + \text{Co(NH}_3)_5\text{fumarate}^+ \text{ (et or af?)}$	$(8.3 \pm 2.1) \times 10^8$	0.08	RT	5-6	pr	Products of the reaction have relatively large absorption.	Meye.69-0428
3.17	$\text{Cd}^+ + \text{Co(NH}_3)_5\text{H}_2\text{O}^{3+} \text{ (et)}$	$(6.2 \pm 0.9) \times 10^8$	0.08	RT	4.0	pr	-	Meye.69-0428

TABLE 3. Cd(I) reactions — Continued

No.	Reaction	$k/\text{dm}^3 \text{mol}^{-1} \text{s}^{-1}$ ^a	I	$t/^\circ\text{C}$	pH	Method	Comments	Ref.
3.33	$\text{Cd}^+ + \text{N}_2\text{O} \rightarrow \text{CdO}^+ + \text{N}_2$	$< 2 \times 10^9$	—	RT	nat	pr	—	Meye.68-0855
		1×10^9	—	RT	nat	pr	—	Buxt..67-0062
		$(3.5 \pm 0.4) \times 10^9$	—	25	nat	pr	Solutions contain-	Buxt..76-1072
		$E_a = 45.6 \pm 1.3$ kJ mol^{-1}	—	1-30	nat	pr	ed 0.1 mol dm^{-3} methanol. Products inferred from γ -ray induc- ed chain reaction in the system $\text{Cd}^{2+} + \text{HCO}_2^- + \text{N}_2\text{O}$. $G(\text{N}_2)$ measured in the system $\text{Cd}^{2+} +$ N_2O . (see ref. 73-0039).	
3.34	$\text{Cd}^+ + \text{O}_2$ (et or af)	$(2.4 \pm 0.4) \times 10^9$	—	RT	nat	pr	—	Meye.68-0855
		3.3×10^9	—	RT	nat	pr	—	Baxe..66-0848
		$(3.6 \pm 0.4) \times 10^9$	—	25 ± 2	nat	pr	Absorption spec- trum of products similar to that of O_2^- ; but decay slower (see ref. 76-1072). Pro- duct transfers an electron to <i>p</i> -benzoquinone (see ref. 76-1134). Evidence possibly indicates product to be CdO_2^+ .	Buxt..76-1072
3.35	$\text{Cd}^+ + \text{OH} \rightarrow \text{Cd}^{2+} + \text{OH}^-$	$ca. 8 \times 10^9$	—	25	nat	pr	Estimated from de- cay of Cd^+ in ab- sence of OH sca- vengers taking in- to account the major competing reaction $\text{Cd}^+ + \text{Cd}^+$.	Buxt.75-1027
		1.8×10^{10}	—	RT	nat	pr	Experimentally de- termined rate con- stant for the decay of Cd^+ in the ab- sence of OH scaven- gers. Not correct- ed for $\text{Cd}^+ + \text{Cd}^+$ or other competing reactions.	Baxe..66-0848
		2×10^{10}	—	RT	nat	pr	Estimated from computer analysis of the decay of the optical absorp- tion and conduc- tivity of Cd^+ in the absence of OH scavengers, taking $\text{Cd}^+ + \text{Cd}^+$ and $\text{Cd}^+ + \text{H}_2\text{O}_2$ as the competing reac- tions. Products identified from conductivity changes.	Kelm..75-1064

TABLE 3. Cd(I) reactions — Continued

No.	Reaction	$k/\text{dm}^3 \text{mol}^{-1} \text{s}^{-1}$ ^a	I	$t/^\circ\text{C}$	pH	Method	Comments	Ref.
3.36	$\text{Cd}^+ + \text{Pb}^{2+} (\text{et})$	7.5×10^7	—	RT	nat	pr	—	Baxe..66-0848
3.37	$\text{Cd}^+ + \text{Ru}(\text{NH}_3)_6^{3+} (\text{et})$	$(2.2 \pm 0.3) \times 10^9$	0.08	RT	nat	pr	—	Nav..70-1229
3.38	$\text{Cd}^+ + \text{S}_2\text{O}_8^{2-} \rightarrow$ $\text{Cd}^{2+} + \text{SO}_4^- + \text{SO}_4^{2-}$	$(2.4 \pm 0.2) \times 10^9$	0.02*	25 ± 2	nat	pr	Product identification: SO_4^- observed to form at same rate as Cd^+ decayed.	Buxt..76-1072
3.39	$\text{Cd}^+ + \text{Zn}^{2+}$	$< 10^7$	—	RT	nat	pr	—	Baxe..66-0848
3.40	$\text{Cd}^+ + \cdot\text{CH}_2\text{OH} \rightarrow \text{CdCH}_2\text{OH}^+$	2×10^8	—	RT	nat	pr	Product inferred from conductivity measurements.	Kelm..75-1064
3.41	$\text{Cd}^+ + \text{CH}_3\text{CHOH} \rightarrow$ $\text{CdCH}_3\text{CHOH}^+$	$< 2 \times 10^8$ $(1.3 \pm 0.7) \times 10^9$	— —	RT RT	nat nat	pr pr	— Product inferred from conductivity measurements.	Bark.75-1153 Kelm..75-1064
3.42	$\text{Cd}^+ + \cdot\text{CHOHCH}_2\text{OH}$	$< 2 \times 10^8$	—	RT	nat	pr	—	Bark.75-1153
3.43	$\text{Cd}^+ + \text{CH}_3\text{COHCH}_3 \rightarrow$ $\text{CdCH}_3\text{COHCH}_3^+$	$< 2 \times 10^8$ $(2.4 \pm 1.2) \times 10^9$	— —	RT RT	nat nat	pr pr	— Product inferred from conductivity measurements.	Bark.75-1153 Kelm..75-1064
3.44	$\text{Cd}^+ + \cdot\text{CHOHCHOHCH}_2\text{OH}$	$< 2 \times 10^8$	—	RT	nat	pr	—	Bark.75-1153
3.45	$\text{Cd}^+ + \cdot\text{CH}_2(\text{CH}_3)_2\text{COH} \rightarrow$ $\text{Cd}^{2+} + (\text{CH}_3)_2\text{C}=\text{CH}_2 + \text{OH}^-$	$ca. 1 \times 10^9$	—	RT	nat	pr	Isobutene detected as product.	Kelm..75-1064
3.46	$\text{Cd}^+ + \cdot(\text{CH}_2\text{CH}_2\text{O})_n(\text{CHCH}_2\text{O})\cdot$	$< 2 \times 10^8$ $< 2 \times 10^8$	— —	RT RT	nat nat	pr pr	— Radical from polyethylene glycol (mw 10^4) + OH.	Bark.75-1153 Bark.75-1153
3.47	$\text{Cd}^+ + \text{allyl alcohol}$	$< 5 \times 10^7$	—	25 ± 2	nat	pr	—	Buxt..76-1072
3.48	$\text{Cd}^+ + 9,10\text{-anthraquinone} \rightarrow \text{Cd}^{2+} +$ $(9,10\text{-anthraquinone})^-$	$(1.03 \pm 0.1) \times 10^9$	—	$ca. 22$	7.0	pr	Measured by the rate of formation of the semiquinone in the presence of $ca. 1 \text{ mol dm}^{-3}$ 2-methyl-2-propanol.	Rao.73-1104
3.49	$\text{Cd}^+ + \text{benzophenone} \rightarrow$ $\text{Cd}^{2+} + (\text{benzophenone})^-$	1.0×10^9	—	RT	7.0	pr	Measured by the rate of formation of the ketyl radical in the presence of $ca. 1 \text{ mol dm}^{-3}$ 2-methyl-2-propanol.	Rao.75-1032
3.50	$\text{Cd}^+ + 1,4\text{-benzoquinone} \rightarrow$ $\text{Cd}^{2+} + (1,4\text{-benzoquinone})^-$	$(4.1 \pm 0.8) \times 10^9$ 4.4×10^9 $(7.7 \pm 0.8) \times 10^9$	— — —	25 ± 2 RT $ca. 22$	5.4 7.0 7.0	pr pr pr	Measured by the rate of formation of the semiquinone in the presence of 1 mol dm^{-3} 2-methyl-2-propanol. Measured in the presence of $ca. 1 \text{ mol dm}^{-3}$ 2-methyl-2-propanol. Measured in the presence of $ca. 1 \text{ mol dm}^{-3}$ 2-methyl-2-propanol.	Sell.76-1134 Rao.75-1032 Rao.73-1104

TABLE 3. Cd(I) reactions — Continued

No.	Reaction	$k/\text{dm}^3 \text{mol}^{-1} \text{s}^{-1}$ ^a	I	$t/^\circ\text{C}$	pH	Method	Comments	Ref.
3.51	$\text{Cd}^+ + 2\text{-hydroxy-1,4-naphthoquinone} \rightarrow \text{Cd}^{2+} + (2\text{-hydroxy-1,4-naphthoquinone})^-$	$(3.57 \pm 0.4) \times 10^9$	—	ca.22	7.0	pr	Measured by the rate of formation of the semiquinone in the presence of ca. 1 mol dm ⁻³ 2-methyl-2-propanol.	Rao.73-1104
3.52	$\text{Cd}^+ + \text{menaquinone} \rightarrow \text{Cd}^{2+} + (\text{menaquinone})^-$	$(4.6 \pm 0.5) \times 10^9$	—	RT	7.0	pr	Measured by the rate of formation of the semiquinone in the presence of ca. 1 mol dm ⁻³ 2-methyl-2-propanol.	Rao.73-1047, Rao.75-1032
		$(4.68 \pm 0.5) \times 10^9$	—	ca. 22	7.0	pr	Measured in the presence of ca. 1 mol dm ⁻³ 2-methyl-2-propanol.	Rao.73-1104
3.53	$\text{Cd}^+ + \text{NAD}^+ \rightarrow \text{Cd}^{2+} + \text{NAD}\cdot$	$(2.9 \pm 0.3) \times 10^9$	—	ca. 22	7.0	pr	Measured by the rate of formation of NAD \cdot in the presence of ca. 1 mol dm ⁻³ 2-methyl-2-propanol.	Rao.73-1104
3.54	$\text{Cd}^+ + 1,4\text{-naphthoquinone-2-sulphonate} \rightarrow \text{Cd}^{2+} + (1,4\text{-naphthoquinone-2-sulphonate})^-$	$(7.35 \pm 0.7) \times 10^9$	—	ca. 22	7.0	pr	Measured by the rate of formation of the semiquinone in the presence of ca. 1 mol dm ⁻³ 2-methyl-2-propanol.	Rao.73-1104
3.55	$\text{Cd}^+ + \text{PNDA (et)}$	1.4×10^{10}	—	RT	nat	pr	—	Dain.68-0066
3.56	$\text{Cd}^+ + \text{riboflavin} \rightarrow \text{Cd}^{2+} + (\text{riboflavin})^-$	$(5.10 \pm 0.5) \times 10^9$	—	ca. 22	7.0	pr	Measured by the rate of formation of the reduced riboflavin in the presence of ca. 1 mol dm ⁻³ 2-methyl-2-propanol.	Rao.73-1104
<i>Cd(I) complexes</i>								
<i>CdEDTA³⁻</i>								
3.57	$\text{CdEDTA}^{3-} + \text{BrO}_3^- \text{ (et)}$	$(8.9 \pm 1.8) \times 10^6$	0.16	RT	11.3	pr	—	Meye.70-1228
		$E_a = 4.6 \pm 1.2$ kJ mol ⁻¹	0.16	3-90	11.3	pr	—	Meye.70-1228
3.58	$\text{CdEDTA}^{3-} + \text{CdEDTA}^{3-}$ (et or af)	$'k'/\epsilon_{350} = (5.8 \pm 1.5) \times 10^3$ cm s ⁻¹	0.16	RT	11.3	pr	Unclear whether k or $2k$.	Meye.70-1228
		$'k' = (4 \pm 2) \times 10^7$	0.16	RT	11.3	pr	Unclear whether k or $2k$.	Meye.70-1228
3.59	$\text{CdEDTA}^{3-} + \text{IO}_3^- \text{ (et)}$	$(2.7 \pm 0.6) \times 10^6$	0.16	RT	11.3	pr	—	Meye.70-1228
3.60	$\text{CdEDTA}^{3-} + \text{NO}_2^- \text{ (et)}$	$(3.2 \pm 0.6) \times 10^6$	0.16	RT	11.3	pr	—	Meye.70-1228
		$E_a = 8.4 \pm 1.2$ kJ mol ⁻¹	0.16	3-90	11.3	pr	—	Meye.70-1228
3.61	$\text{CdEDTA}^{3-} + \text{NO}_3^- \text{ (et)}$	$(1.66 \pm 0.3) \times 10^7$	0.16	RT	11.3	pr	—	Meye.70-1228
3.62	$\text{Cd(en)}_n^+ + \text{BrO}_3^- \text{ (et)}$	$(1.28 \pm 0.3) \times 10^6$	0.64	RT	11.4	pr	—	Meye.70-1228
3.63	$\text{Cd(en)}_n^+ + \text{IO}_3^- \text{ (et)}$	$(2.5 \pm 0.5) \times 10^6$	0.64	RT	11.4	pr	—	Meye.70-1228
3.64	$\text{Cd(en)}_n^+ + \text{NO}_2^- \text{ (et)}$	$(1.12 \pm 0.2) \times 10^9$	0.64	RT	11.4	pr	—	Meye.70-1228
3.65	$\text{Cd(en)}_n^+ + \text{NO}_3^- \text{ (et)}$	$(4.5 \pm 0.9) \times 10^6$	0.64	RT	11.4	pr	—	Meye.70-1228

TABLE 3. Cd(I) reactions — Continued

No.	Reaction	$k/\text{dm}^3 \text{ mol}^{-1} \text{ s}^{-1}$ ^a	I	$t/^\circ\text{C}$	pH	Method	Comments	Ref.
<i>Cd(gly)</i>								
3.66	$\text{Cd}(\text{gly}) + \text{BrO}_3^- (\text{et})$	$(6.1 \pm 1.2) \times 10^7$	0.21	RT	10.5	pr	-	Meye.70-1228
3.67	$\text{Cd}(\text{gly}) + \text{IO}_3^- (\text{et})$	$(1.8 \pm 0.4) \times 10^9$	0.21	RT	10.5	pr	-	Meye.70-1228
3.68	$\text{Cd}(\text{gly}) + \text{NO}_2^- (\text{et})$	$(8.5 \pm 1.7) \times 10^8$	0.21	RT	10.5	pr	-	Meye.70-1228
3.69	$\text{Cd}(\text{gly}) + \text{NO}_3^- (\text{et})$	$(2.4 \pm 0.5) \times 10^8$	0.21	RT	10.5	pr	-	Meye.70-1228
<i>CdNTA²⁻</i>								
3.70	$\text{CdNTA}^{2-} + \text{BrO}_3^- (\text{et})$	$(1.02 \pm 0.2) \times 10^7$	0.10	RT	10.7	pr	-	Meye.70-1228
3.71	$\text{CdNTA}^{2-} + \text{CdNTA}^{2-}$ (et or af)	$'k'/\epsilon_{350} = (1.2 \pm 0.4) \times 10^8$ cm s^{-1}	0.10	RT	10.7	pr	Unclear whether k or $2k$.	Meye.70-1228
		$'k' = (8 \pm 4) \times 10^8$	0.10	RT	10.7	pr	Unclear whether k or $2k$.	Meye.70-1228
3.72	$\text{CdNTA}^{2-} + \text{IO}_3^- (\text{et})$	$(6.1 \pm 1.2) \times 10^8$	0.10	RT	10.7	pr	-	Meye.70-1228
3.73	$\text{CdNTA}^{2-} + \text{NO}_2^- (\text{et})$	$(4.2 \pm 0.8) \times 10^7$	0.10	RT	10.7	pr	-	Meye.70-1228
3.74	$\text{CdNTA}^{2-} + \text{NO}_3^- (\text{et})$	$(4.5 \pm 0.9) \times 10^7$	0.10	RT	10.7	pr	-	Meye.70-1228
<i>Cd(I)-radical complexes</i>								
3.75	$\text{CdCH}_3\text{CHOH}^+ + \text{H}_2\text{O} \rightarrow$ $\text{Cd}^{2+} + \text{CH}_3\text{CH}_2\text{OH} + \text{OH}^-$	257 s^{-1}	-	RT	nat	pr	Products inferred from conductivity measurements.	Kelm..75-1064
3.76	$\text{CdCH}_3\text{COHCH}_3^+ + \text{H}_2\text{O} \rightarrow$ $\text{Cd}^{2+} + \text{CH}_3\text{CHOHCH}_3 + \text{OH}^-$	161 s^{-1}	-	RT	nat	pr	Products inferred from conductivity measurements.	Kelm..75-1064
3.77	$\text{Cd}_2^{2+} + \cdot\text{CH}_2(\text{CH}_3)_2\text{COH} \rightarrow$ $\text{Cd}^+ + \text{Cd}^{2+} + (\text{CH}_3)_2\text{C}=\text{CH}_2 + \text{OH}^-$	$ca. 1 \times 10^9$	-	RT	nat	pr	Isobutene detected as product.	Kelm..75-1064

^aIf the data source gives no errors none are shown here but they should be assumed to be at least $\pm 25\%$ (or $\pm 50\%$ for $2k$).

TABLE 4. Cobalt(I) reactions

No.	Reaction	$k/\text{dm}^3 \text{mol}^{-1} \text{s}^{-1}$ ^a	I	$t/^\circ\text{C}$	pH	Method	Comments	Ref.
4.1	$\text{Co}^+_{\text{aq}} + \text{Br}_2^-$ (et)	$(1.0 \pm 0.3) \times 10^{10}$	-	RT	nat	f.ph.	Competing reactions $\text{Br}_2^- + \text{Br}_2^-$ and $\text{Co}^+ + \text{Co}^+$ not considered.	Thor.70-7726
4.2	$\text{Co}^+ + \text{BrO}_3^-$ (et)	$(4.8 \pm 0.5) \times 10^9$ $(7.1 \pm 1.1) \times 10^9$	0.019* $\rightarrow 0$	25±2 25±2	nat nat	pr pr	- -	Buxt..76-1072 Buxt..76-1072
4.3	$\text{Co}^+ + \text{Cd}^{2+}$	$< 10^7$	-	RT	nat	pr	-	Baxe..66-0848
4.4	$\text{Co}^+ + \text{Co}^+$ (et or af)	$2k < 4 \times 10^9$	0.019*	25±2	nat	pr	Estimated at 370 nm taking $\epsilon_{370} = 2080 \text{ dm}^3 \text{mol}^{-1} \text{cm}^{-1}$.	Buxt.75-1027
4.5	$\text{Co}^+ + \text{Cu}^{2+}$ (et)	$(4.1 \pm 0.4) \times 10^9$ $(1.06 \pm 0.36) \times 10^{10}$	0.019* 0.04	25±2 RT	nat 5-8	pr γ	- Measured by competition kinetics using NO_3^- as competitor and taking $k(\text{Co}^+ + \text{NO}_3^-) = 1.8 \times 10^9 \text{ dm}^3 \text{mol}^{-1} \text{s}^{-1}$.	Buxt..76-1072 Fiti70-0117
4.6	$\text{Co}^+ + \text{H}_2\text{O}_2 \rightarrow \text{Co}^{2+} + \text{OH} + \text{OH}^-$	$(1.6 \pm 0.2) \times 10^9$ 1.9×10^9 $E_a = 13.0 \pm 1.0 \text{ kJ mol}^{-1}$	- - -	25 RT 1 - 30	nat nat nat	pr pr pr	- - - Products identified in γ -radiolysis studies (see ref. 73-0039).	Buxt..76-1072 Buxt..67-0062 Buxt..76-1072
4.7	$\text{Co}^+ + \text{IO}_3^-$ (et)	$(4.3 \pm 0.4) \times 10^9$ $(4.9 \pm 0.8) \times 10^9$	0.019* 0.04	25±2 RT	nat 5-8	pr γ	- Measured by competition kinetics using NO_3^- as competitor and taking $k(\text{Co}^+ + \text{NO}_3^-) = 1.8 \times 10^9 \text{ dm}^3 \text{mol}^{-1} \text{s}^{-1}$.	Buxt..76-1072 Fiti70-0117
4.8	$\text{Co}^+ + \text{MnO}_4^-$ (et)	1.06×10^{10}	ca. 0.004	20	nat	pr	Measured by the rate of depletion of the MnO_4^- absorption.	Baxe..65-0385
4.9	$\text{Co}^+ + \text{N}_2\text{O} \rightarrow \text{CoO}^+ + \text{N}_2$	7×10^8 $(1.0 \pm 0.1) \times 10^9$	- - -	RT 25±2	nat nat	γ pr	Estimated from N_2 yields in the γ -radiolysis of $\text{Co}^{2+} + \text{N}_2\text{O}$ solutions. - Products inferred from γ -ray induced chain reaction in the system $\text{Co}^{2+} + \text{HCO}_2^- + \text{N}_2\text{O}$. (see ref. 73-0039).	Buxt..67-0062 Buxt..76-1072
4.10	$\text{Co}^+ + \text{NO}_3^-$ (et)	$(1.8 \pm 0.2) \times 10^9$	0.019	25±2	nat	pr	-	Buxt..76-1072
4.11	$\text{Co}^+ + \text{Ni}^{2+}$	$< 10^7$	-	RT	nat	pr	-	Baxe..66-0848

TABLE 4. Cobalt(I) reactions — Continued

No.	Reaction	$k/\text{dm}^3 \text{ mol}^{-1} \text{ s}^{-1}$ ^a	I	$t/^\circ\text{C}$	pH	Method	Comments	Ref.
4.12	$\text{Co}^+ + \text{O}_2$ (et or af)	$(6.0 \pm 0.6) \times 10^9$	-	25 ± 2	nat	pr	Absorption of products similar to that of O_2^- but decay slower (see ref. 76-1072). Product transfers an electron to 1,4-benzoquinone (see ref. 76-1134). Evidence possibly indicates product to be CoO_2^+ .	Buxt..76-1072
4.13	$\text{Co}^+ + \text{OH}$ (et)	$ca. 8 \times 10^9$	-	25 ± 2	nat	pr	Estimated from decay of Co^+ in absence of OH scavengers, taking into account the major competing reaction $\text{Co}^+ + \text{Co}^+$.	Buxt..75-1027
4.14	$\text{Co}^+ + \text{Pb}^{2+}$	$< 10^7$	-	RT	nat	pr	-	Baxe..66-0848
4.15	$\text{Co}^+ + \text{S}_2\text{O}_8^{2-} \rightarrow$ $\text{Co}^{2+} + \text{SO}_4^- + \text{SO}_4^{2-}$	$(2.8 \pm 0.5) \times 10^9$	0.019	25 ± 2	nat	pr	Formation of SO_4^- inferred from the absorption produced on pulse radiolysis of solutions of $\text{Co}^{2+} + \text{S}_2\text{O}_8^{2-}$.	Buxt..76-1072
4.16	$\text{Co}^+ + \text{Zn}^{2+}$	$< 10^7$	-	RT	nat	pr	-	Baxe..66-0848
4.17	$\text{Co}^+ + \text{allyl alcohol} \rightarrow$ $(\text{Co-allyl alcohol})^+$	$ca. 10^8$	-	25 ± 2	nat	pr	Product characterised by its absorption spectrum.	Buxt..76-1072
4.18	$\text{Co}^+ + 9,10\text{-anthra-}$ $\text{quinone} \rightarrow \text{Co}^{2+} + (9,10\text{-}$ $\text{anthraquinone})^-$	$(1.05 \pm 0.1) \times 10^9$	-	$ca. 22$	nat	pr	Measured by the rate of formation of the semiquinone in the presence of $ca. 1 \text{ mol dm}^{-3}$ 2-methyl-2-propanol.	Rao.73-1104
4.19	$\text{Co}^+ + \text{benzophenone} \rightarrow$ $\text{Co}^{2+} + (\text{benzophenone})^-$	2.5×10^9	-	RT	7.0	pr	Measured by the rate of formation of the ketyl radical in the presence of $ca. 1 \text{ mol dm}^{-3}$ 2-methyl-2-propanol.	Rao.75-1032
4.20	$\text{Co}^+ + 1,4\text{-benzoquinone} \rightarrow$ $\text{Co}^{2+} + (1,4\text{-benzo-}$ $\text{quinone})^-$	4.8×10^9	-	RT	7.0	pr	Measured by the rate of formation of the semiquinone in the presence of $ca. 1 \text{ mol dm}^{-3}$ 2-methyl-2-propanol.	Rao.75-1032
		$(5.1 \pm 0.5) \times 10^9$	-	25 ± 2	4.7	pr	Measured in the presence of 1 mol dm^{-3} 2-methyl-2-propanol.	Sell.76-1134
		$(7.35 \pm 0.7) \times 10^9$	-	$ca. 22$	7.0	pr	Measured in the presence of $ca. 1 \text{ mol dm}^{-3}$ 2-methyl-2-propanol.	Rao.73-1104

TABLE 4. Cobalt(I) reactions — Continued

No.	Reaction	$k/\text{dm}^3 \text{ mol}^{-1} \text{ s}^{-1}$ ^a	I	$t/^\circ\text{C}$	pH	Method	Comments	Ref.
4.21	$\text{Co}^+ + \text{menaquinone} \rightarrow \text{Co}^{2+} + (\text{menaquinone})^-$	$(4.0 \pm 0.4) \times 10^9$	—	RT	7.3	pr	Measured by the rate of formation of the semiquinone in the presence of <i>ca.</i> 1 mol dm^{-3} 2-methyl-2-propanol.	Rao.73-1047 Rao.75-1032
		$(4.1 \pm 0.1) \times 10^9$	—	<i>ca.</i> 22	7.0	pr	Measured in the presence of <i>ca.</i> 1 mol dm^{-3} 2-methyl-2-propanol.	Rao.73-1104
4.22	$\text{Co}^+ + 1,4\text{-naphthoquinone-2-sulphonate} \rightarrow \text{Co}^{2+} + (1,4\text{-naphthoquinone-2-sulphonate})^-$	$(6.83 \pm 0.7) \times 10^9$	—	<i>ca.</i> 22	7.3	pr	Measured by the rate of formation of the semiquinone in the presence of <i>ca.</i> 1 mol dm^{-3} 2-methyl-2-propanol.	Rao.73-1104
4.23	$\text{Co}^+ + \text{riboflavin} \rightarrow \text{Co}^{2+} + (\text{riboflavin})^-$	$(2.55 \pm 0.3) \times 10^9$	—	<i>ca.</i> 22	7.0	pr	Measured by the rate of formation of the reduced riboflavin in the presence of <i>ca.</i> 1 mol dm^{-3} 2-methyl-2-propanol.	Rao.73-1104
<i>Co(I) complexes</i>								
<i>Co(CN)₅⁴⁻ (from Co(CN)₅³⁻ + e_{aq}⁻)</i>								
4.24	$\text{Co(CN)}_5^{4-} + \text{H}_2\text{O} \rightarrow \text{Co(CN)}_5\text{H}^{3-} + \text{OH}^-$	$(1.1 \pm 0.1) \times 10^5 \text{ s}^{-1}$	—	20	<i>ca.</i> 13	pr	Measured in the presence of <i>ca.</i> 0.1 mol dm^{-3} H ₂ . Proton transfer mechanism implied from isotope effect (compare entry 4.25).	Vene.71-0097
4.25	$\text{Co(CN)}_5^{4-} + \text{D}_2\text{O} \rightarrow \text{Co(CN)}_5\text{D}^{3-} + \text{OD}^-$	$(1.9 \pm 0.2) \times 10^4 \text{ s}^{-1}$	—	20	<i>ca.</i> 13	pr	Measured in D ₂ O in the presence of <i>ca.</i> 0.1 mol dm^{-3} H ₂ .	Vene.71-0097
<i>CoL⁺ (L = 5,7,7,12,12,14-hexamethyl-1,4,8,11-tetraazacyclotetradeca-4,14-diene)</i>								
4.26	$\text{CoL}^+ + \text{H}_2\text{O} \rightarrow \text{CoLH}^{2+} + \text{OH}^-$	20	0.001	RT	9-10	pr	Measured in the presence of 1 mol dm^{-3} 2-methyl-2-propanol. See ref. for evidence for proton transfer mechanism.	Tait.76-1001
4.27	$\text{CoL}^+ + \text{H}_3\text{O}^+ \rightarrow \text{CoLH}^{2+} + \text{H}_2\text{O}$	1.2×10^9	0.015	RT	3.5-4.2	pr	Measured in the presence of 1 mol dm^{-3} 2-methyl-2-propanol. See ref. for evidence for proton transfer mechanism.	Tait.76-1001

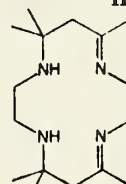


TABLE 4. Cobalt(I) reactions — Continued

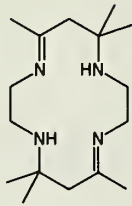
No.	Reaction	$k/\text{dm}^3 \text{ mol}^{-1} \text{ s}^{-1}$ ^a	I	$t/^\circ\text{C}$	pH	Method	Comments	Ref.
4.28	$\text{CoL}^+ + \text{H}_2\text{PO}_4^- \rightarrow \text{CoLH}^+ + \text{HPO}_4^{2-}$	3.0×10^7	0.005 -0.01	RT	5.5	pr	Measured in the presence of 1 mol dm^{-3} 2-methyl-2-propanol. See ref. for evidence for proton transfer mechanism.	Tait..76-1001
4.29	$\text{CoL}^+ + \text{N}_2\text{O} \text{ (et)}$	9.0×10^6	0.01	RT	9.2	pr	Reaction possibly involves two electron oxidation to Co(III) complex.	Tait..76-1001
4.30	$\text{CoL}^+ + \text{O}_2 \rightarrow \text{CoLO}_2^+$	9.0×10^8	0.02	RT	9.2	pr	Measured in the presence of 1 mol dm^{-3} 2-methyl-2-propanol. Reaction does not involve the formation of CoL^{2+} , assumed therefore to involve the coordination of the O_2 .	Tait..76-1001
	<p>CoL^+ ($L = 5,7,7,12,14,14$-hexamethyl-1,4,8,11-tetraazacyclotetradeca-4,11-diene).</p> 							
4.31	$\text{CoL}^+ + \text{Co}(\text{bpy})_3^{3+} \text{ (et)}$	1.2×10^9	ca. 0.02	RT	9.2	pr	Measured in the presence of 1 mol dm^{-3} 2-methyl-2-propanol.	Tait..76-1001
4.32	$\text{CoL}^+ + \text{Co}(\text{en})_3^{3+} \text{ (et)}$	7.9×10^6	ca. 0.02	RT	9.2	pr	Measured in the presence of 1 mol dm^{-3} 2-methyl-2-propanol.	Tait..76-1001
4.33	$\text{CoL}^+ + \text{Co}(\text{NH}_3)_6^{3+} \text{ (et)}$	7.5×10^6	ca. 0.02	RT	9.2	pr	Measured in the presence of 1 mol dm^{-3} 2-methyl-2-propanol.	Tait..76-1001
4.34	$\text{CoL}^+ + \text{CoL}'^{2+} \text{ (et)}$	4.0×10^6	ca. 0.02	RT	9.2	pr	Measured in the presence of 1 mol dm^{-3} 2-methyl-2-propanol.	Tait..76-1001
4.35	$\text{CoL}^+ + \text{CoL}'^{2+} \text{ (et)}$	6.7×10^6	ca. 0.02	RT	9.2	pr	Measured in the presence of 1 mol dm^{-3} 2-methyl-2-propanol.	Tait..76-1001
4.36	$\text{CoL}^+ + \text{Cr}(\text{bpy})_3^{3+} \text{ (et)}$	1.2×10^9	ca. 0.02	RT	9.2	pr	Measured in the presence of 1 mol dm^{-3} 2-methyl-2-propanol.	Tait..76-1001

TABLE 4. Cobalt(I) reactions — Continued

No.	Reaction	$k/\text{dm}^3 \text{ mol}^{-1} \text{ s}^{-1}$ ^a	I	$t/^\circ\text{C}$	pH	Method	Comments	Ref.
4.37	$\text{CoL}^+ + \text{Fe}(\text{bpy})_3^{3+} (\text{et})$	2.3×10^7	<i>ca.</i> 0.02	RT	9.2	pr	Measured in the presence of 1 mol dm^{-3} 2-methyl-2-propanol.	Tait..76-1001
4.38	$\text{CoL}^+ + \text{H}_2\text{O} \rightarrow \text{CoLH}^{2+} + \text{OH}^-$	48	0.001	RT	9-10	pr	Measured in the presence of 1 mol dm^{-3} 2-methyl-2-propanol. See ref. for evidence for proton transfer mechanism.	Tait..76-1001
4.39	$\text{CoL}^+ + \text{H}_3\text{O}^+ \rightarrow \text{CoLH}^+ + \text{H}_2\text{O}$	3.1×10^9	0.015	RT	3.5-4.2	pr	Measured in the presence of 1 mol dm^{-3} 2-methyl-2-propanol. See ref. for evidence for proton transfer mechanism.	Tait..76-1001
4.40	$\text{CoL}^+ + \text{HPO}_4^{2-} \rightarrow \text{CoLH}^{2+} + \text{PO}_4^{3-}$	1.0×10^5	0.06- 0.3	RT	10.0	pr	Measured in the presence of 1 mol dm^{-3} 2-methyl-2-propanol. See ref. for evidence for proton transfer mechanism.	Tait..76-1001
4.41	$\text{CoL}^+ + \text{H}_2\text{PO}_4^- \rightarrow \text{CoLH}^+ + \text{HPO}_4^{2-}$	9.8×10^7	0.005- 0.01	RT	5.5	pr	Measured in the presence of 1 mol dm^{-3} 2-methyl-2-propanol. See ref. for evidence for proton transfer mechanism.	Tait..76-1001
4.42	$\text{CoL}^+ + \text{NH}_4^+ \rightarrow \text{CoLH}^+ + \text{NH}_3$	6.8×10^5	0.015- 0.1	RT	7.0	pr	Measured in the presence of 1 mol dm^{-3} 2-methyl-2-propanol. See ref. for evidence for proton transfer mechanism.	Tait..76-1001
4.43	$\text{CoL}^+ + \text{N}_2\text{O} (\text{et})$	3.9×10^7	0.01	RT	9.2	pr	Reaction possibly involves two electron oxidation to Co(III) complex.	Tait..76-1001
4.44	$\text{CoL}^+ + \text{O}_2 \rightarrow \text{CoLO}_2^+$	1.7×10^9	0.02	RT	9.2	pr	Measured in the presence of 1 mol dm^{-3} 2-methyl-2-propanol. Reaction does not involve formation of CoL^{2+} , assumed therefore to involve the coordination of the O_2 .	Tait..76-1001
4.45	$\text{CoL}^+ + \text{Ru}(\text{NH}_3)_6^{2+} (\text{et})$	4.0×10^8	0.016- 0.028	RT	9.2	pr	Measured in the presence of 1 mol dm^{-3} 2-methyl-2-propanol.	Tait..76-1001

TABLE 4. Cobalt(I) reactions — Continued

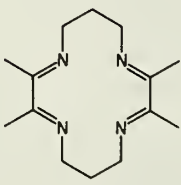
No.	Reaction	$k/\text{dm}^3 \text{mol}^{-1} \text{s}^{-1}$ ^a	I	$t/^\circ\text{C}$	pH	Method	Comments	Ref.
4.46	$\text{CoL}^+ + \text{Ru}(\text{NH}_3)_5\text{NO}^{3+}$ (et)	3.9×10^7	0.016–0.028	RT	9.2	pr	Measured in the presence of 1 mol dm^{-3} 2-methyl-2-propanol.	Tait..76–1001
4.47	$\text{CoL}^+ + \text{acetic acid} \rightarrow \text{CoLH}^+ + \text{CH}_3\text{COO}^-$	7.5×10^7	0.01–0.05	RT	4.8	pr	Measured in the presence of 1 mol dm^{-3} 2-methyl-2-propanol. See ref. for evidence for proton transfer mechanism.	Tait..76–1001
4.48	$\text{CoL}^+ + 9,10\text{-anthraquinone-2-sulphonate} \rightarrow \text{CoL}^{2+} + (9,10\text{-anthraquinone-2-sulphonate})^-$	4.4×10^9	0.004	RT	9.2	pr	Measured in the presence of 1 mol dm^{-3} 2-methyl-2-propanol. Semi-quinone product characterised by its absorption.	Tait..76–1001
4.49	$\text{CoL}^+ + 3\text{-benzoylpyridine}$ (et + ?)	4.6×10^8	0.004	RT	9.2	pr	Measured in the presence of 1 mol dm^{-3} 2-methyl-2-propanol. Only 50% electron transfer to the 3-benzoylpyridine. Other reaction pathway(s) not characterised.	Tait..76–1001
4.50	$\text{CoL}^+ + \text{fluorenone} \rightarrow \text{CoL}^{2+} + (\text{fluorenone})^-$	4.3×10^9	0.004	RT	9.2	pr	Measured in the presence of 1 mol dm^{-3} 2-methyl-2-propanol. Ketyl radical product characterised by its absorption.	Tait..76–1001
4.51	$\text{CoL}^+ + \text{menaquinone} \rightarrow \text{CoL}^{2+} + (\text{menaquinone})^-$	4.6×10^9	0.004	RT	9.2	pr	Measured in the presence of 1 mol dm^{-3} 2-methyl-2-propanol. Semi-quinone product characterised by its absorption.	Tait..76–1001
4.52	$\text{CoL}^+ + \text{methyl iodide}$ (et)	4.7×10^8	0.015	RT	9.2	pr	No evidence for substitution ($\text{S}_{\text{N}}2$) reaction pathway.	Tait..76–1001
	<p>CoL^+ ($L = 2,3,9,10\text{-tetramethyl-1,4,8,11-tetraazacyclotetradeca-1,3,8,10-tetraene}$)</p> 							
4.53	$\text{CoL}^+ + \text{Co}(\text{bpy})_3^{3+}$ (et)	8.5×10^7	0.016–0.028	RT	6.5	pr	Measured in the presence of 1 mol dm^{-3} 2-methyl-2-propanol.	Tait..76–1001

TABLE 4. Cobalt(I) reactions — Continued

No.	Reaction	$k/\text{dm}^3 \text{mol}^{-1} \text{s}^{-1}$ ^a	I	$t/^\circ\text{C}$	pH	Method	Comments	Ref.
4.54	$\text{CoL}^+ + \text{Cr}(\text{bpy})_3^{3+} (\text{et})$	1.6×10^9	0.016– 0.028	RT	6.5	pr	Measured in the presence of 1 mol dm^{-3} 2-methyl-2-propanol.	Tait..76–1001
4.55	$\text{CoL}^+ + \text{H}_3\text{O}^+ \rightarrow \text{CoLH}^{2+} + \text{H}_2\text{O}$	1.6×10^5	0.06– 0.6	RT	0.25– 1.25	pr	Measured in the presence of 2 mol dm^{-3} 2-propanol. See ref. for evidence for proton transfer mechanism.	Tait..76–1001
4.56	$\text{CoL}^+ + \text{O}_2 \rightarrow \text{CoLO}_2^+$	1.1×10^9	0.02	RT	6.5	pr	Measured in the presence of 1 mol dm^{-3} 2-methyl-2-propanol. Reaction does not involve formation of CoL^{2+} , assumed therefore to involve the coordination of O_2 .	Tait..76–1001
4.57	$\text{CoL}^+ + \text{acetic acid} \rightarrow \text{CoLH}^{2+} + \text{CH}_3\text{COO}^-$	6.2×10^4	0.01– 0.05	RT	4.8	pr	Measured in the presence of 2 mol dm^{-3} 2-propanol. See ref. for evidence for proton transfer mechanism.	Tait..76–1001
4.58	$\text{CoL}^+ + 9,10\text{-anthraquinone-2,6-sulphonate} \rightarrow \text{CoL}^{2+} + (9,10\text{-anthraquinone-2,6-sulphonate})^-$	3.8×10^9	0.004	RT	6.5	pr	Measured in the presence of 1 mol dm^{-3} 2-methyl-2-propanol. Semi-quinone product characterised by its absorption.	Tait..76–1001
4.59	$\text{CoL}^+ + \text{indigosulphonate} \rightarrow \text{CoL}^{2+} + (\text{indigosulphonate})^-$	4.9×10^9	0.004	RT	6.5	pr	Measured in the presence of 1 mol dm^{-3} 2-methyl-2-propanol. Radical anion product characterised by its absorption.	Tait..76–1001
4.60	$\text{CoL}^+ + \text{riboflavin} \rightarrow \text{CoL}^{2+} + (\text{riboflavin})^-$	1.0×10^9	0.004	RT	6.5	pr	Measured in the presence of 1 mol dm^{-3} 2-methyl-2-propanol. Radical anion product characterised by its absorption.	Tait..76–1001

^aIf the data source gives no errors none are shown here but they should be assumed to be at least $\pm 25\%$ (or $\pm 50\%$ for 2*k*).

TABLE 5. Chromium(I), chromium(II) and chromium(V) reactions

No.	Reaction	$k/\text{dm}^3 \text{mol}^{-1} \text{s}^{-1}$ ^a	I	$t/^\circ\text{C}$	pH	Method	Comments	Ref.
<i>Cr(I) Reactions</i>								
5.1	$\text{Cr}^+ + \text{H}_2\text{O}$	$< 5 \times 10^3 \text{ s}^{-1}$	-	22 ± 2	3.0-4.3	pr	Estimated from first order, dose dependent decay of Cr^+ . Major competing reactions thought to be $\text{Cr}^+ + \text{H}_2\text{O}_2$. H_2 detected as product ($G = 2.9$ at pH 3.4).	Coh.74-1142
<i>Cr(II) reactions (includes only those measured by radiolytic methods).</i>								
5.2	$\text{CrH}^{2+} + \text{H}_2\text{O}$	$< 1 \text{ s}^{-1}$	-	22 ± 2	0-2	pr	-	Coh.74-1142
5.3	$\text{CrH}^{2+} + \text{H}_3\text{O}^+ \rightarrow$ $\text{Cr}^{3+} + \text{H}_2 + \text{H}_2\text{O}$	$(1.8 \pm 0.2) \times 10^6$	var	22 ± 2	0-2	pr	$G(\text{H}_2) = 3.8$ at pH 0-2.	Coh.74-1142
5.4	$\text{Cr}^{3+} + \text{Br}_2^- \rightarrow$ $\text{CrBr}^{2+} + \text{Br}^-$	$(1.9 \pm 0.2) \times 10^9$	0.2	22 ± 3	1	pr	Reaction occurs by inner sphere diffusion controlled mechanism. $G(\text{CrBr}^{2+}) = 2.4$ in γ -radiolysis experiments.	Laur.74-1104
5.5	$\text{Cr}^{3+} + \text{Cl}_2^- \rightarrow$ $\text{CrCl}^{2+} + \text{Cl}^-(\text{a})$ or $\text{Cr}^{3+} + 2\text{Cl}^-(\text{b})$	$(2.4 \pm 0.3) \times 10^9$	0.2	22 ± 3	1	pr	Reaction occurs by parallel mechanisms involving inner-sphere (path a) and outer sphere (b) diffusion control with approximately equal probability. $G(\text{CrCl}^{2+}) = 1.4$ in γ -radiolysis experiments.	Laur.74-1104
5.6	$\text{Cr}^{3+} + \text{I}_2^- \rightarrow$ $\text{CrI}^{2+} + \text{I}^-$	$(1.5 \pm 0.2) \times 10^9$	0.2	22 ± 3	1	pr	Reaction occurs by inner sphere diffusion controlled mechanism. CrI^{2+} characterised by flash photolysis and γ -radiolysis experiments. $G(\text{CrI}^{2+}) = 0.85$ at 0°C .	Laur.74-1104
5.7	$\text{Cr}^{3+} + \text{MnO}_4^- (\text{et})$	3.7×10^9	ca.0.01	20	nat	pr	Measured by the rate of depletion of the MnO_4^- absorption.	Baxe..65-0385
5.8	$\text{Cr}^{3+} + \text{N}_2\text{O}$	$< 10^6$	-	25	nat	γ	Estimated from the values of $G(\text{N}_2)$ measured in the γ -radiolysis of $\text{Cr}^{3+} + \text{N}_2\text{O}$ solutions.	Sell72-0844

TABLE 5. Chromium(I), chromium(II) and chromium(V) reactions — Continued

No.	Reaction	$k/\text{dm}^3 \text{mol}^{-1} \text{s}^{-1}$ ^a	I	$t/^\circ\text{C}$	pH	Method	Comments	Ref.
5.9	$\text{Cr}^{2+} + \text{O}_2 \rightarrow \text{CrO}_2^{2+}$	$(1.6 \pm 0.2) \times 10^8$	—	25 ± 2	2.6–4.3	pr	Measured from the rate of formation of CrO_2^{2+} in the presence of 0.5 mol dm^{-3} 2-methyl-2-propanol. Product characterised by its absorption spectrum and by conductivity measurements.	Sell.76–1134
		$(1.6 \pm 0.2) \times 10^8$	—	RT	1–3	pr	Measured from the rate of formation of CrO_2^{2+} .	Ilan..75–1215
		$(1.9 \pm 0.3) \times 10^8$	—	25 ± 2	3.4	pr (comp)	Measured by competition with 1,4-benzoquinone taking $k(\text{Cr}^{2+} + \text{C}_6\text{H}_4\text{O}_2) = 3.2 \times 10^8 \text{dm}^3 \text{mol}^{-1} \text{s}^{-1}$.	Sell.76–1134
5.10	$\text{Cr}^{2+} + \cdot\text{CONH}_2 \rightarrow \text{CrCONH}_2^{2+}$	$(6.5 \pm 0.7) \times 10^8$	—	22 ± 2	0–4.5	pr	Measured by the rate of formation of the product in the presence of 1 mol dm^{-3} formamide. Product characterised by its absorption spectrum and decay kinetics.	Cohe.74–1146
5.11	$\text{Cr}^{2+} + \cdot\text{CH}_2\text{OH} \rightarrow \text{CrCH}_2\text{OH}^{2+}$	1.6×10^8	—	22 ± 2	0–1	pr	Measured by the rate of formation of the product. Product characterised by its absorption spectrum and decay kinetics.	Cohe.74–1146
5.12	$\text{Cr}^{2+} + \text{CO}_2^- \rightarrow \text{CrCO}_2^+$	$(1.1 \pm 0.1) \times 10^9$	ca. 0.04	25 ± 2	1.4	pr	Measured by rate of formation of the product in the presence of 1 mol dm^{-3} formic acid. Product characterised by its spectrum and decay kinetics.	Elli....73–1057
5.13	$\text{Cr}^{2+} + \cdot\text{CH}_2\text{CHO} \rightarrow \text{CrCH}_2\text{CHO}^{2+} \text{ or } \text{CrCH}_2\text{CH}(\text{OH})_2^{2+}$	3.5×10^8	—	22 ± 2	0–1	pr	Measured by the rate of formation of the product, which may be in the form of an acetal.	Cohe.74–1146
5.14	$\text{Cr}^{2+} + \cdot\text{CH}_2\text{COOH} \rightarrow \text{CrCH}_2\text{COOH}^{2+}$	2.5×10^8	—	22 ± 2	0–1	pr	Measured by the rate of formation of the product. Product characterised by its absorption spectrum and decay kinetics.	Cohe.74–1146
5.15	$\text{Cr}^{2+} + \cdot\text{CHOH.COOH} \rightarrow \text{CrCHOH.COOH}^{2+}$	1.4×10^8	—	22 ± 2	0–1	pr	Measured by the rate of formation of the product. Product characterised by its absorption spectrum and decay kinetics.	Cohe.74–1146

TABLE 5. Chromium(I), chromium(II) and chromium(V) reactions — Continued

No.	Reaction	$k/\text{dm}^3 \text{mol}^{-1} \text{s}^{-1}$ ^a	I	$t/^\circ\text{C}$	pH	Method	Comments	Ref.
5.16	$\text{Cr}^{2+} + \text{CH}_3\text{CHOH} \rightarrow$ $\text{CrCH}(\text{CH}_3)\text{OH}^{2+}$	7.9×10^7	-	22 ± 2	0-1	pr	Measured by the rate of formation of the product. Product characterised by its absorption spectrum and decay kinetics.	Coh.74-1146
5.17	$\text{Cr}^{2+} + \cdot\text{CHOHCH}_2\text{OH} \rightarrow$ $\text{CrCH}_2\text{CHO}^{2+}$ or $\text{CrCH}_2\text{CH}(\text{OH})_2^{2+}$	1.5×10^8	-	22 ± 2	3.0-4.5	pr	Measured by the rate of formation of the product. Product is identical to that formed in the reaction $\text{Cr}^{2+} + \text{CH}_2\text{CHO}$ (see entry 5.13).	Coh.74-1146
5.18	$\text{Cr}^{2+} + \cdot\text{CH}(\text{COOH})_2 \rightarrow$ $\text{CrCH}(\text{COOH})_2^{2+}$	6.0×10^7	-	22 ± 2	0-1	pr	Measured by the rate of formation of the product. Product characterised by its absorption spectrum and decay kinetics.	Coh.74-1146
5.19	$\text{Cr}^{2+} + \text{CH}_3\text{CHCOOH} \rightarrow$ $\text{CrCH}(\text{CH}_3)\text{COOH}^{2+}$	1.1×10^8	-	22 ± 2	0-1	pr	Measured by the rate of formation of the product. Product characterised by its absorption spectrum and decay kinetics.	Coh.74-1146
5.20	$\text{Cr}^{2+} + \text{CH}_3\text{C}(\text{OH})\text{COOH} \rightarrow$ $\text{CrCOH}(\text{CH}_3)\text{COOH}^{2+}$	9.2×10^7	-	22 ± 2	0-1	pr	Measured by the rate of formation of the product. Product characterised by its absorption spectrum and decay kinetics.	Coh.74-1146
5.21	$\text{Cr}^{2+} + \cdot\text{CH}_2\text{N}(\text{CH}_3)\text{CHO} \rightarrow$ $\text{CrCH}_2\text{N}(\text{CH}_3)\text{CHO}^{2+}$	$(1.1 \pm 0.1) \times 10^8$	-	22 ± 2	0-4.5	pr	Measured by the rate of formation of the product in the presence of 1 mol dm^{-3} $\text{CH}_3\text{N}(\text{CH}_3)\text{CHO}$. Product characterised by its absorption spectrum and decay kinetics.	Coh.74-1146
5.22	$\text{Cr}^{2+} + (\text{CH}_3)_2\text{COH} \rightarrow$ $\text{CrCOH}(\text{CH}_3)_2^{2+}$	5.1×10^7	-	22 ± 2	0-1	pr	Measured by the rate of formation of the product. Product characterised by its absorption spectrum and decay kinetics.	Coh.74-1146
5.23	$\text{Cr}^{2+} + \cdot\text{R} \rightarrow \text{CrR}^{2+}$ $\cdot\text{R} = \text{radical from dioxane}$ (H abstraction)	1.0×10^8	-	22 ± 2	0-1	pr	Measured by the rate of formation of the product. Product characterised by its absorption spectrum and decay kinetics.	Coh.74-1146
5.24	$\text{Cr}^{2+} + \cdot\text{CH}_2\text{C}(\text{CH}_3)_2\text{OH} \rightarrow$ $\text{CrCH}_2\text{C}(\text{CH}_3)_2\text{OH}^{2+}$	1.0×10^8	-	22 ± 2	0-1	pr	Measured by the rate of formation of the product. Product characterised by its absorption spectrum and decay kinetics.	Coh.74-1146

TABLE 5. Chromium(I), chromium(II) and chromium(V) reactions — Continued

No.	Reaction	$k/\text{dm}^3 \text{mol}^{-1} \text{s}^{-1}$ ^a	I	$t/^\circ\text{C}$	pH	Method	Comments	Ref.
5.25	$\text{Cr}^{3+} + \text{CH}_3\text{CHOCH}_2\text{CH}_3 \rightarrow \text{CrCH}(\text{CH}_3)\text{OCH}_2\text{CH}_3^{2+}$	3.4×10^7	—	22 ± 2	0–1	pr	Measured by the rate of formation of the product. Product characterised by its absorption spectrum and decay kinetics.	Cohe.74–1146
5.26	$\text{Cr}^{3+} + \text{CH}_2\text{C}(\text{CH}_3)_2\text{COOH} \rightarrow \text{CrCH}_2\text{C}(\text{CH}_3)_2\text{COOH}^{2+}$	1.1×10^8	—	22 ± 2	0–1	pr	Measured by the rate of formation of the product. Product characterised by its absorption spectrum and decay kinetics.	Cohe.74–1146
5.27	$\text{Cr}^{3+} + \text{anthraquinone-2,6-disulphonate} \rightarrow \text{Cr}^{3+} + (\text{anthraquinone-2,6-disulphonate})^-$	$(2.8 \pm 0.3) \times 10^9$	—	<i>ca.</i> 22	7.0	pr	Measured by the rate of formation of the semiquinone in the presence of <i>ca.</i> 1 mol dm ⁻³ 2-methyl-2-propanol.	Rao.75–1032
5.28	$\text{Cr}^{3+} + 1,4\text{-benzoquinone} \rightarrow \text{Cr}^{3+} + (1,4\text{-benzoquinone})^-$	$(3.2 \pm 0.3) \times 10^8$	—	25 ± 2	3.4	pr	Measured by the rate of formation of the semiquinone in the presence of 0.5 mol dm ⁻³ 2-methyl-2-propanol.	Sell.76–1134
		$(3.5 \pm 0.4) \times 10^9$	—	<i>ca.</i> 22	7.0	pr	Measured by the rate of formation of the semiquinone in the presence of <i>ca.</i> 1 mol dm ⁻³ 2-methyl-2-propanol.	Rao.75–1032
5.29	$\text{Cr}^{3+} + \text{tetra-nitromethane} \rightarrow \text{Cr}^{3+} + \text{NO}_2 + \text{C}(\text{NO}_2)_3^-$	$(1.2 \pm 0.2) \times 10^8$	—	25 ± 2	3.4	pr	Measured by the rate of formation of the nitroform anion in the presence of 1 mol dm ⁻³ 2-methyl-2-propanol.	Sell.76–1134
5.30	$\text{Cr}^{\text{V}} + \text{Cr}^{\text{V}}$ (dis or af) <i>Cr(V) (from CrO₄²⁻ + e_{aq}⁻)</i>	$2k/\epsilon_{400} = (7 \pm 3) \times 10^8 \text{ cm s}^{-1}$	0.003	25	nat	pr	—	Sell72–0844

^aIf the data source gives no errors none are shown here but they should be assumed to be at least $\pm 25\%$ (or $\pm 50\%$ for $2k$).

TABLE 6. Copper(I) and copper(III) reactions

No.	Reaction	$k/\text{dm}^3 \text{mol}^{-1} \text{s}^{-1}$ ^a	I	$t/^\circ\text{C}$	pH	Method	Comments	Ref.
6.1	$\overset{\text{Cu}^+}{\text{Cu}^+} + \text{Cu}(\text{OH})_2^+ \text{ (et)}$	$(1.8 \pm 0.6) \times 10^9$	0.003	25	4.8	pr	See comments under entry 6.37.	Sell72-0844
		$(1.6 \pm 0.5) \times 10^9$	0.003	25	6	pr	See comments under entry 6.37.	Sell72-0844
6.2	$\text{Cu}^+ + \text{MnO}_4^- \text{ (et)}$	$(3.6 \pm 1.2) \times 10^9$	0.002	RT	nat	pr	-	Meye71-0174
		5×10^9	ca.	20	2	pr	Measured by the rate of depletion of the MnO_4^- absorption. Dependence of k on $[\text{Cu}^{2+}]$ detected.	Baxe..65-0385
		$(6.4 \pm 0.6) \times 10^9$	0.004	25	nat	pr	Measured by the rate of depletion of the MnO_4^- absorption.	Sell72-0844
6.3	$\text{Cu}^+ + \text{N}_2\text{O}$	$< 10^6$	-	25	nat	γ	Estimated from N_2 yields in the γ -radiolysis of $\text{Cu}^{2+} + \text{N}_2\text{O}$ solutions.	Sell72-0844
6.4	$\text{Cu}^+ + \cdot\text{CH}_2\text{OH} \rightleftharpoons \text{CuCH}_2\text{OH}^+$	$k_f \text{ ca. } 10^{10}$	-	RT	4.5	pr	Identity of product inferred from its absorption spectrum.	Buxt.77-1500
		$k_r \text{ ca. } 10^6 \text{ s}^{-1}$	-	RT	4.5	pr	Rate constants estimated from rate of growth and decay of CuCH_2OH^+ .	Buxt.77-1500
6.5	$\text{Cu}^+ + (\text{CH}_3)_2\text{COH} \rightarrow \text{CuCOH}(\text{CH}_3)_2^+$	ca. 6×10^9	-	RT	4.5	pr	Identity of product inferred from its absorption spectrum.	Buxt.77-1500
6.6	$\text{CuCOH}(\text{CH}_3)_2^+ + \text{H}^+ \rightarrow \text{Cu}^+ + \text{products}$	3.2×10^7	-	RT	3-4.5	pr	Estimated from dependence of decay of absorption attributed to $\text{CuOH}(\text{CH}_3)_2^+$ on $[\text{H}^+]$ (see entry 6.5).	Buxt.77-1500
6.7	$\text{Cu}^+ + \cdot\text{CH}_2\text{CH}_2\text{OH} \rightarrow \text{CH}_2=\text{CH}_2 + \text{OH}^- + \text{Cu}^{2+}$	1.9×10^{10}	-	RT	4.5	γ	Estimated from yields of Cu^{I} in γ -radiolysis of $\text{Cu}^{2+} + \text{C}_2\text{H}_4$ solutions. Products inferred from data for entry 6.8.	Buxt.77-1500
6.8	$\text{Cu}^+ + \cdot\text{CH}_2(\text{CH}_3)_2\text{COH} \rightarrow \text{CuCH}_2(\text{CH}_3)_2\text{COH}^+$	2.6×10^9	-	RT	4.5	γ	Product inferred from its absorption spectrum. Estimated from yields of Cu^{I} in the γ -radiolysis of $\text{Cu}^{2+} + 2$ -methyl-2-propanol + C_2H_4 solutions. Final product is $\text{CH}_2=\text{C}(\text{CH}_3)_2$.	Buxt.77-1500
6.9	$\text{Cu}^+ + \text{acrylamide} \rightleftharpoons \text{Cu-acrylamide}^+$	$K = (2.1 \pm 0.1) \times 10^4 \text{ dm}^3 \text{mol}^{-1}$ $k_f = 2 \times 10^9$ $k_r = 1.1 \times 10^5 \text{ s}^{-1}$	-	25 ± 2	4 2.5 2.5	pr	Measured from the effect of [acrylamide] on the yield and rate of formation of Cu-acrylamide^+ .	Buxt..76-1186
6.10	$\text{Cu}^+ + \text{benzoquinone}$	$< 10^6$	-	25 ± 2	4.9	pr	Estimated from the non-formation of benzoquinone in the pulse radiolysis of $\text{Cu}^{2+} + \text{benzoquinone}$ solutions.	Sell.76-1134

TABLE 6. Copper(I) and copper(III) reactions — Continued

No.	Reaction	$k/\text{dm}^3 \text{ mol}^{-1} \text{ s}^{-1} \text{ }^a$	I	$t/^\circ\text{C}$	pH	Method	Comments	Ref.
6.11	$\text{Cu}^+ + \text{ethylene} \rightleftharpoons \text{Cu-ethylene}^+$	$K = (2.22 \pm 0.1) \times 10^8 \text{ dm}^3 \text{ mol}^{-1}$	-	25 ± 2	4	γ	Measured from the effect of admitting ethylene to solutions of Cu-acrylamide ⁺ (see entry 6.9).	Buxt..76-1186
6.12	$\text{Cu}^+ + \text{fumaric acid} \rightleftharpoons \text{Cu-fumaric acid}^+$	$k_f = (1.7 \pm 0.4) \times 10^9$	-	22 ± 2	3.65	pr	Measured from the rate of formation of the product in the presence of 1 mol dm ⁻³ methanol.	Meye75-1092
		$k_r = (2.4 \pm 0.4) \times 10^8 \text{ s}^{-1}$	-	22 ± 2	3.65	pr		
		$K = (7.1 \pm 2.0) \times 10^8 \text{ dm}^3 \text{ mol}^{-1}$	-	22 ± 2	3.65	pr	Measured from the effect of [fumaric acid] on the yield of Cu-fumaric acid ⁺ - in the presence of 1 mol dm ⁻³ methanol.	Meye75-1092
		$K = (9.0 \pm 2.0) \times 10^8 \text{ dm}^3 \text{ mol}^{-1}$	-	22 ± 2	3.65	pr		
6.13	$\text{Cu}^+ + \text{iso-butene} \rightleftharpoons \text{Cu-iso-butene}^+$	$K = (2.7 \pm 0.1) \times 10^4 \text{ dm}^3 \text{ mol}^{-1}$	-	25 ± 2	4	γ	Measured from the effect of admitting iso-butene to solutions of Cu-acrylamide ⁺ .	Buxt..76-1186
6.14	$\text{Cu}^+ + \text{maleic acid} \rightleftharpoons \text{Cu-maleic acid}^+$	$k_f = (2.0 \pm 0.4) \times 10^9$	-	22 ± 2	3.65	pr	Measured from the rate of formation of the product in the presence of 1 mol dm ⁻³ methanol.	Meye75-1092
		$k_r = (1.8 \pm 0.4) \times 10^8 \text{ s}^{-1}$	-	22 ± 2	3.65	pr		
		$K = (1.1 \pm 0.3) \times 10^4 \text{ dm}^3 \text{ mol}^{-1}$	-	22 ± 2	3.65	pr	Measured from the effect of [maleic acid] on the yield of Cu-maleic acid ⁺ in the presence of 1 M methanol.	Meye75-1092
		$K = (1.3 \pm 0.2) \times 10^4 \text{ dm}^3 \text{ mol}^{-1}$	-	22 ± 2	3.65	pr		
6.15	$\text{Cu}^+ + \text{tetrinitromethane} \rightarrow \text{Cu}^{2+} + \text{NO}_2 + \text{C}(\text{NO}_2)_3^-$	$(4.2 \pm 0.4) \times 10^9$	-	RT	-	pr	Measured from the rate of formation of the nitroform anion.	Asmu...64-0133
		$(4.7 \pm 0.5) \times 10^9$	-	25 ± 2	4.9	pr	Measured from the rate of formation of the nitroform anion.	Sell.76-1134
<i>Cu(I) Complexes</i>								
$\text{CuL}^+ \text{ (L = 5,7,7,12,14,14-hexamethyl-1,4,8,11-tetraazacyclotetradeca-4,11-diene)}$								
6.16	$\text{CuL}^+ + \text{Co}(\text{bpy})_3^{3+} \text{ (et)}$	$(1.2 \pm 0.1) \times 10^7$	0.016-0.028	RT	7.0	pr	Measured in the presence of 1 mol dm ⁻³ 2-methyl-2-propanol.	Tait..76-1039
6.17	$\text{CuL}^+ + \text{CoL}'(\text{OH})_2(\text{OH})^{2+}$	$< 10^3$	0.016-0.028	RT	7.0	pr	Measured in the presence of 1 mol dm ⁻³ 2-methyl-2-propanol.	Tait..76-1039
$\text{(L}' = 5,7,7,12,14,14\text{-hexamethyl-1,4,8,11-tetraazacyclotetradeca-4,11-diene)}$								

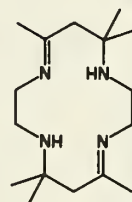


TABLE 6. Copper(I) and copper(III) reactions — Continued

No.	Reaction	$k/\text{dm}^3 \text{ mol}^{-1} \text{ s}^{-1}$ ^a	I	$t/^\circ\text{C}$	pH	Method	Comments	Ref.
6.18	$\text{CuL}^+ + \text{Co(en)}_3^{3+}$	$< 10^3$	0.016– 0.028	RT	7.0	pr	Measured in the presence of 1 mol dm^{-3} 2-methyl-2-propanol.	Tait..76–1039
6.19	$\text{CuL}^+ + \text{Co}(\text{NH}_3)_6^{3+}$	$< 10^3$	0.016– 0.028	RT	7.0	pr	Measured in the presence of 1 mol dm^{-3} 2-methyl-2-propanol.	Tait..76–1039
6.20	$\text{CuL}^+ + \text{CoL}'(\text{OH})_2^+$	$< 10^3$	0.016– 0.028	RT	7.0	pr	Measured in the presence of 1 mol dm^{-3} 2-methyl-2-propanol.	Tait..76–1039
	(L' = 2,3,9,10-tetramethyl-1,4,8,11-tetraazacyclotetradeca-1,3,7,10-tetraene).							
6.21	$\text{CuL}^+ + \text{Cr}(\text{bpy})_3^{3+}$ (et)	$(3.7 \pm 0.4) \times 10^6$	0.016– 0.028	RT	7.0	pr	Measured in the presence of 1 mol dm^{-3} 2-methyl-2-propanol.	Tait..76–1039
6.22	$\text{CuL}^+ + \text{Fe}(\text{bpy})_3^{3+}$	$< 10^3$	0.016– 0.028	RT	7.0	pr	Estimated in the presence of 1 mol dm^{-3} 2-methyl-2-propanol.	Tait..76–1039
6.23	$\text{CuL}^+ + \text{H}_3\text{O}^+$ (pt)	$(5.0 \pm 0.5) \times 10^6$	0.06– 0.3	RT	< 1.25	pr	Reaction may involve proton transfer to the metal centre to give a hydrido complex.	Tait..76–1039
6.24	$\text{CuL}^+ + \text{H}_2\text{PO}_4^-$	$< 10^4$	0.01– 0.1	RT	5.50	pr	–	Tait..76–1039
6.25	$\text{CuL}^+ + \text{N}_2\text{O}$ (et or O at)	$(1.7 \pm 0.2) \times 10^6$	–	RT	7.0	pr	Measured in the presence of 1 mol dm^{-3} 2-methyl-2-propanol. Reaction possibly involves two electron oxidation to Cu(III) complex.	Tait..76–1039
6.26	$\text{CuL}^+ + \text{O}_2 \rightarrow$ CuLO_2^+	$(2.6 \pm 0.3) \times 10^7$	–	RT	7.0	pr	Product does not transfer an electron to 1,4-benzoquinone, and identified therefore as O_2 adduct.	Tait..76–1039
6.27	$\text{CuL}^+ + \text{Ru}(\text{NH}_3)_6^{3+}$ (et)	$(7.2 \pm 0.7) \times 10^4$	0.016– 0.028	RT	7.0	pr	Measured in the presence of 1 mol dm^{-3} 2-methyl-2-propanol.	Tait..76–1039
6.28	$\text{CuL}^+ + \text{Ru}(\text{NH}_3)_5\text{NO}^{3+}$	$< 10^3$	0.016– 0.028	RT	7.0	pr	Estimated in the presence of 1 mol dm^{-3} 2-methyl-2-propanol.	Tait..76–1039
6.29	$\text{CuL}^+ + \text{acetic acid}$	$< 10^4$	0.015– 0.06	RT	4.85	pr	Estimated in the presence of 1 mol dm^{-3} 2-methyl-2-propanol.	Tait..76–1039
6.30	$\text{CuL}^+ + 9,10\text{-anthra-}$ $\text{quinone-2,6-disul-}$ phonate (et)	$(4.3 \pm 0.4) \times 10^9$	0.004	RT	7.0	pr	Measured in the presence of 1 mol dm^{-3} 2-methyl-2-propanol.	Tait..76–1039

TABLE 6. Copper(I) and copper(III) reactions — Continued

No.	Reaction	$k/\text{dm}^3 \text{ mol}^{-1} \text{ s}^{-1}$ ^a	I	$t/^\circ\text{C}$	pH	Method	Comments	Ref.
6.31	$\text{CuL}^+ + 9,10\text{-anthraquinone-2-sulphonate (et)}$	$(1.1 \pm 0.1) \times 10^9$	0.004	RT	7.0	pr	Measured in the presence of 1 mol dm^{-3} 2-methyl-2-propanol.	Tait..76-1039
6.32	$\text{CuL}^+ + 1,4\text{-benzoquinone (et)}$	$(2.6 \pm 0.3) \times 10^9$	0.004	RT	7.0	pr	Measured in the presence of 1 mol dm^{-3} 2-methyl-2-propanol.	Tait..76-1039
6.33	$\text{CuL}^+ + 3\text{-benzoylpyridine}$	no reaction observed	0.004	RT	7.0	pr	-	Tait..76-1039
6.34	$\text{CuL}^+ + \text{eosin Y}$	no reaction observed	0.004	RT	7.0	pr	-	Tait..76-1039
6.35	$\text{CuL}^+ + \text{fluorescein}$	no reaction observed	0.004	RT	7.0	pr	-	Tait..76-1039
6.36	$\text{CuL}^+ + \text{methyl iodide (et or } S_N2)$	$(3.1 \pm 0.3) \times 10^8$	0.01	RT	9.2	pr	Measured in the presence of 1 mol dm^{-3} 2-methyl-2-propanol.	Tait..76-1039
<i>Cu(III) Reactions</i>								
<i>Cu(III) aquo ion (Cu(OH)_3, Cu(OH)_2^+ and CuOH^{2+})^b</i>								
6.37	$\text{CuOH}^{2+} \rightleftharpoons \text{Cu(OH)}_2^+ + \text{H}^+$	$pK = 2.4 \pm 0.2$	var	25	0.6	pr	Degree of hydrolysis deduced from conductivity experiments (see ref. 70-0512). Note: pK of this value is also in keeping with the data of Baxendale <i>et al</i> (ref. 65-0394) and of Meyerstein (ref. 71-0174) taking into account equilibrium 6.39.	Sell72-0844
6.38	$\text{Cu(OH)}_2^+ \rightleftharpoons \text{CuOH}^+ + \text{OH}$	$pK = 3.05 \pm 0.05$	var	RT	2-7	pr	-	Baxe..65-0394
		$k_f = (4.2 \pm 1.4) \times 10^4 \text{ s}^{-1}$ and $K = 1.3 \times 10^{-4} \text{ dm}^3 \text{ mol}^{-1}$	var	RT	3.50	pr	Estimated from decay of Cu^{III} in the presence of Br^- , CH_3OH , H_2O_2 etc. Values of k_f taken to be same as $k(\text{Cu}^{2+} + \text{OH})$.	Baxe..65-0394
6.39	$\text{Cu(OH)}_2^+ \rightleftharpoons \text{Cu(OH)}_3 + \text{H}^+$	$k_f = (2.8 \pm 1.0) \times 10^4 \text{ s}^{-1}$ and $K = 9.0 \times 10^{-5} \text{ dm}^3 \text{ mol}^{-1}$	var	RT	3.65	pr	-	
		$pK > 6$	var	25	0-6	pr	-	Sell72-0844
6.40	$\text{Cu(OH)}_2^+ + \text{Cu}^+$ (et)	$(1.8 \pm 0.6) \times 10^9$	0.003	25	4.8	pr	Estimated from decay of Cu^{III} in deaerated solutions.	Sell72-0844
		$(1.6 \pm 0.5) \times 10^9$	0.003	25	6	pr	Possibly some contribution from $\text{Cu(OH)}_3 + \text{Cu}^+$.	Sell72-0844
		$(3.6 \pm 1.2) \times 10^9$	0.002	RT	nat	pr	Possibly some contribution from $\text{Cu(OH)}_3 + \text{Cu}^+$.	Meye71-0174
6.41	$\text{Cu(OH)}_2^+ + \text{Cu(gly)}^+$ (et?)	$(8.1 \pm 0.5) \times 10^7$	0.004	RT	5.5	pr	-	Meye71-0775

TABLE 6. Copper(I) and copper(III) reactions — Continued

No.	Reaction	$k/\text{dm}^3 \text{mol}^{-1} \text{s}^{-1}$ ^a	I	$t/^\circ\text{C}$	pH	Method	Comments	Ref.		
6.42	$\text{Cu}(\text{OH})_2^+ + \text{Cu}(\text{OH})_2^+$ (af)	$2k = (4.6 \pm 0.6) \times 10^7$	0.002	RT	6	pr	Estimated from the decay of Cu^{III} in N_2O saturated solutions.	Meye71-0174		
		$2k < 5 \times 10^7$	0.004	25	6	pr	Possibly some contribution from $\text{Cu}(\text{OH})_2^+ + \text{Cu}(\text{OH})_2$ and $\text{Cu}(\text{OH})_2 + \text{Cu}(\text{OH})_2$.	Sell72-0844		
6.43	$\text{Cu}(\text{OH})_2^+ + \text{CuNO}_2^+$ (et)	<i>ca.</i> 3×10^9	<i>ca.</i> 0.002	RT	5.2	pr	Estimated from decay of Cu^{III} in presence of NO_2^- .	Meye71-0174		
6.44	$\text{Cu}(\text{OH})_2^+ + \text{mena-quinone}$ (?)	$(2.0 \pm 0.2) \times 10^9$	-	RT	9.0,	pr	40% of Cu^{III} claimed to react by electron transfer. Cu^{III} formed by $\text{OH} + \text{Cu}(\text{ClO}_4)_2$.	Rao.73-1047		
					10.6				pr	39% electron transfer. Cu^{III} formed by $\text{OH} + \text{CuSO}_4$.
					8.0					
<i>Cu(III) Complexes.</i> (The precise nature of these complexes is uncertain: all were formed by OH oxidation of the corresponding Cu^{II} complex).										
6.45	$\text{Cu}^{\text{III}}(\text{NH}_3)_n + \text{Cu}^{\text{III}}(\text{NH}_3)_n$ (af?)	$2k = (3.0 \pm 0.5) \times 10^7$	<0.008	RT	11.1	pr	-	Meye71-0775		
6.46	$\text{Cu}^{\text{III}}(\alpha\text{-alanine})_2$ (int et?)	$(8.0 \pm 2.4) \times 10^8 \text{ s}^{-1}$	<0.002	RT	6.3	pr	-	Meye71-0775		
6.47	$\text{Cu}^{\text{III}}(\beta\text{-alanine})_2$ (int et?)	$(7.0 \pm 2.1) \times 10^8 \text{ s}^{-1}$	<0.002	RT	5.8	pr	-	Meye71-0775		
6.48	$\text{Cu}^{\text{III}}(\alpha\text{-amino-n-butyric acid})_2$ (int et?)	$(5.0 \pm 1.5) \times 10^8 \text{ s}^{-1}$	<0.002	RT	6.1	pr	-	Meye71-0775		
6.49	$\text{Cu}^{\text{III}}(\beta\text{-amino-n-butyric acid})_2$ (int et?)	$(4.5 \pm 1.3) \times 10^8 \text{ s}^{-1}$	<0.002	RT	6.0	pr	-	Meye71-0775		
6.50	$\text{Cu}^{\text{III}}(\gamma\text{-amino-n-butyric acid})_2$ (int et?)	$(1.2 \pm 0.4) \times 10^8 \text{ s}^{-1}$	<0.002	RT	4.8	pr	-	Meye71-0775		
6.51	$\text{Cu}^{\text{III}}(\alpha\text{-amino-iso-butyric acid})_2$ (int et?)	$(1.5 \pm 0.5) \times 10^8 \text{ s}^{-1}$	<0.002	RT	6.2	pr	-	Meye71-0775		
		$(2.5 \pm 0.8) \times 10^8 \text{ s}^{-1}$	<0.002	RT	7.3	pr	-	Meye71-0775		
6.52	$\text{Cu}^{\text{III}}(\text{en})_n$ (int et?)	$< 3 \text{ s}^{-1}$	0.002	RT	5.8	pr	-	Meye71-0775		
		120 s^{-1}	0.002	RT	11.6	pr	-	Meye71-0775		
6.53	$\text{Cu}^{\text{III}}(\text{en})_n + \text{Cu}^{\text{III}}(\text{en})_n$ (af?)	$2k = 5.5 \times 10^5$	0.002	RT	5.8	pr	-	Meye71-0775		
		$2k = 3.9 \times 10^7$	0.002	RT	11.6	pr	-	Meye71-0775		
6.54	$\text{Cu}^{\text{III}}(\text{gly})_2$ (int et?)	$(6.0 \pm 2.0) \times 10^8 \text{ s}^{-1}$	<0.002	RT	6.1	pr	-	Meye71-0775		
		$(2.2 \pm 0.7) \times 10^4 \text{ s}^{-1}$	<0.002	RT	7.5	pr	-	Meye71-0775		

^aIf the data source gives no errors none are shown here but they should be assumed to be at least $\pm 25\%$ (or $\pm 50\%$ for $2k$).

^bThe form of Cu^{III} reacting reinterpreted from original references according to equilibria 6.37 and 6.39.

TABLE 7. Europium(II) reactions

No.	Reaction	$k/\text{dm}^3 \text{mol}^{-1} \text{s}^{-1}$ ^a	I	$t/^\circ\text{C}$	pH	Method	Comments	Ref.
	$\text{Eu}_{\text{aq}}^{2+}$ (Includes only those rate constants measured by pulse radiolysis).							
7.1	$\text{Eu}^{2+} + \text{BrO}_3^-$	$< 10^4$	<i>ca.</i> 0.01	RT	nat	pr	-	Fara.72-0065
7.2	$\text{Eu}^{2+} + \text{Co}(\text{NH}_3)_5\text{Cl}^{2+}$ (<i>et-is</i>)	90 ± 9 $(4.7 \pm 0.5) \times 10^2$	0.06 1.0 (NaClO_4)	25 25	6 6	pr pr	- -	Fara.73-0107 Fara.73-0107
		$(5.3 \pm 0.5) \times 10^2$	1.0 (NaCl)	25	6	pr	-	Fara.73-0107
7.3	$\text{Eu}^{2+} + \text{Co}(\text{NH}_3)_5\text{CN}^{2+}$	< 30	0.06	25	6	pr	-	Fara.73-0107
7.4	$\text{Eu}^{2+} + \text{Co}(\text{NH}_3)_5\text{F}^{2+}$ (<i>et-is</i>)	$(2.8 \pm 0.3) \times 10^3$ $(1.5 \pm 0.2) \times 10^4$	0.06 1.0 (NaClO_4)	25 25	6 6	pr pr	- -	Fara.73-0107 Fara.73-0107
		$(2.4 \pm 0.2) \times 10^4$	1.0 (NaCl)	25	6	pr	-	Fara.73-0107
7.5	$\text{Eu}^{2+} + \text{Co}(\text{NH}_3)_5\text{OH}^{2+}$ (<i>et-is</i>)	<i>ca.</i> 100	0.3	25	-	pr	-	Fara.73-0107
7.6	$\text{Eu}^{2+} + \text{Co}(\text{NH}_3)_5\text{N}_3^{2+}$	< 30	0.06	25	6	pr	-	Fara.73-0107
7.7	$\text{Eu}^{2+} + \text{Co}(\text{NH}_3)_5\text{NCS}^{2+}$	< 10	0.06	25	6	pr	-	Fara.73-0107
7.8	$\text{Eu}^{2+} + \text{Cu}^{2+}$	$< 10^4$	<i>ca.</i> 0.01	RT	nat	pr	-	Fara.72-0065
7.9	$\text{Eu}^{2+} + \text{H}_2\text{O}_2$	$< 10^4$	<i>ca.</i> 0.01	RT	nat	pr	-	Fara.72-0065
7.10	$\text{Eu}^{2+} + \text{IO}_3^-$	$< 10^4$	<i>ca.</i> 0.01	RT	nat	pr	-	Fara.72-0065
7.11	$\text{Eu}^{2+} + \text{MnO}_4^-$ (<i>et</i>)	6.5×10^9	<i>ca.</i> 0.01	RT	nat	pr	-	Fara.72-0065
7.12	$\text{Eu}^{2+} + \text{NO}_2^-$ (<i>et</i>)	6.2×10^5	<i>ca.</i> 0.01	RT	nat	pr	-	Fara.72-0065
7.13	$\text{Eu}^{2+} + \text{NO}_3^-$	$< 10^4$	<i>ca.</i> 0.01	RT	nat	pr	-	Fara.72-0065
7.14	$\text{Eu}^{2+} + \text{N}_2\text{O}$	$< 10^4$	<i>ca.</i> 0.01	RT	nat	pr	-	Fara.72-0065
7.15	$\text{Eu}^{2+} + \text{O}_2$	$< 10^4$	<i>ca.</i> 0.01	RT	nat	pr	-	Fara.72-0065
7.16	$\text{Eu}^{2+} + \text{OH}$ (<i>et</i>)	9×10^9	-	RT	nat	pr	Measured from the rate of decay of Eu^{2+} in the absence of OH scavengers. Major competing reaction is $\text{OH} + \text{OH}$.	Fara.72-0065
		$(1.3 \pm 0.2) \times 10^9$	-	RT	2	pr	-	Pika..73-1084
		3.8×10^9	-	RT	nat	pr	-	Gord65-0799
7.17	$\text{Eu}^{2+} + \text{Ru}(\text{NH}_3)_5\text{Br}^{2+}$ (<i>et-is</i>)	<i>ca.</i> 3×10^3	0.06	25	6	pr	-	Fara.73-0107
7.18	$\text{Eu}^{2+} + \text{Ru}(\text{NH}_3)_5\text{Cl}^{2+}$ (<i>et-is</i>)	$(1.5 \pm 0.2) \times 10^4$	0.06	25	6	pr	-	Fara.73-0107
7.19	$\text{Eu}^{2+} + \text{Ru}(\text{NH}_3)_5\text{H}_2\text{O}^{3+}$	$< 2 \times 10^3$	0.3	25	2	pr	-	Fara.73-0107
7.20	$\text{Eu}^{2+} + \text{Ru}(\text{NH}_3)_6^{3+}$ (<i>et-is</i>)	<i>ca.</i> 1×10^3 $(2.3 \pm 0.2) \times 10^3$	0.06 1.0 (NaClO_4)	25 25	6 6	pr pr	- -	Fara.73-0107 Fara.73-0107
		$(1.5 \pm 0.2) \times 10^4$	1.0 (NaCl)	25	6	pr	-	Fara.73-0107
7.21	$\text{Eu}^{2+} + \text{Ru}(\text{NH}_3)_5\text{OH}^{2+}$ (<i>et-is</i>)	$(6.0 \pm 0.6) \times 10^4$ $(1.0 \pm 0.1) \times 10^5$	0.06 0.3	25 25	6 6	pr pr	- -	Fara.73-0107 Fara.73-0107

^aIf the data source gives no errors none are shown here but they should be assumed to be at least $\pm 25\%$ (or $\pm 50\%$ for $2k$).

TABLE 8. Iron(II) and iron(III) radical complex reactions

No.	Reaction	$k/\text{dm}^3 \text{ mol}^{-1} \text{ s}^{-1}$ ^a	I	$t/^\circ\text{C}$	pH	Method	Comments	Ref.
8.1	$\text{FeH}^{2+} + \text{H}^+ \rightarrow \text{Fe}^{3+} + \text{H}_2$	$(1.06 \pm 0.1) \times 10^4$	0.1- 1.0	19-24	0.1- 1.0	pr	H_2 product characterised by vpc; Fe^{3+} by its absorption spectrum.	Jays...69-0434
8.2	$\text{FeHO}_2^{2+} \rightarrow \text{Fe}^{3+} + \text{HO}_2^-$	$(1.8 \pm 0.1) \times 10^3 \text{ s}^{-1}$ $E_a = 8.8 \pm 0.8 \text{ kJ mol}^{-1}$	1.0 ($\text{HClO}_4/$ NaClO_4)	20,25	0.1- 0.3	pr	Fe^{III} detected as product.	Jays..73-0038
8.3	$\text{FeHO}_2^{2+} + \text{Fe}^{2+} \rightleftharpoons \text{FeHO}_2\text{Fe}^{4+}$	$K = 22 \pm 2 \text{ dm}^3 \text{ mol}^{-1}$ $K = 27 \pm 2 \text{ dm}^3 \text{ mol}^{-1}$ $K = 33 \pm 1 \text{ dm}^3 \text{ mol}^{-1}$ $K = 37.5 \text{ dm}^3 \text{ mol}^{-1}$	1.0 ($\text{HClO}_4/$ NaClO_4) 1.0 ($\text{HClO}_4/$ NaClO_4) 1.0 ($\text{HClO}_4/$ NaClO_4) 1.0 ($\text{HClO}_4/$ NaClO_4)	20 25 30 40	0.1- 0.3 0.1- 0.3 0.1- 0.3	pr pr pr pr	Measured from the effect of $[\text{Fe}^{\text{II}}]$ on the absorption of $\text{FeHO}_2\text{Fe}^{4+}$.	Jays..73-0038
8.4	$\text{FeHO}_2^{2+} + \text{SO}_4^{2-} \rightleftharpoons \text{FeHO}_2\text{SO}_4$	$K = 90 \pm 20 \text{ dm}^3 \text{ mol}^{-1}$	1.0 ($\text{HClO}_4/$ NaClO_4)	22 ± 1	0.1- 0.3	pr	Measured from the effect of $[\text{SO}_4^{2-}]$ on the absorption of $\text{FeHO}_2\text{Fe}^{4+}$.	Jays..73-1022
8.5	$\text{FeHO}_2\text{Fe}^{4+} \rightarrow \text{Fe}^{3+} + \text{HO}_2^- + \text{Fe}^{2+}$	$(1.8 \pm 0.1) \times 10^4 \text{ s}^{-1}$ $(2.5 \pm 0.1) \times 10^4 \text{ s}^{-1}$ $E_a = 47.7 \pm 4.6 \text{ kJ mol}^{-1}$	1.0 ($\text{HClO}_4/$ NaClO_4) 1.0 ($\text{HClO}_4/$ NaClO_4)	20 25	0.1- 0.3 0.1- 0.3	pr pr	Fe^{III} detected as product.	Jays..73-0038
8.6	$\text{FeHO}_2\text{Fe}^{4+} + \text{SO}_4^{2-} \rightleftharpoons \text{FeHO}_2\text{FeSO}_4^{2+}$	$K = 100 \pm 20 \text{ dm}^3 \text{ mol}^{-1}$	1.0 ($\text{HClO}_4/$ NaClO_4)	22 ± 1	0.1- 0.3	pr	Measured from the effect of $[\text{SO}_4^{2-}]$ on the absorption of $\text{FeHO}_2\text{Fe}^{4+}$.	Jays..73-1022
8.7	$\text{FeHO}_2\text{SO}_4 \rightarrow \text{FeSO}_4^+ + \text{HO}_2^-$	$ca. 10^4 \text{ s}^{-1}$	-	22 ± 1	0.1- 0.3	pr	FeSO_4^+ characterised by its absorption spectrum.	Jays..73-1022
8.8	$\text{FeHO}_2\text{FeSO}_4^{2+} \rightarrow \text{FeSO}_4\text{Fe}^{3+} + \text{HO}_2^-$	$ca. 10^4 \text{ s}^{-1}$	-	22 ± 1	0.1- 0.3	pr	$\text{FeSO}_4\text{Fe}^{3+}$ characterised by its absorption spectrum.	Jays..73-1022

^aIf the data source gives no errors none are shown here but they should be assumed to be at least $\pm 25\%$ (or $\pm 50\%$ for $2k$).

TABLE 9. Mercury(0) and mercury(I) reactions

No.	Reaction	$k/\text{dm}^3 \text{mol}^{-1} \text{s}^{-1}$ ^a	I	$t/^\circ\text{C}$	pH	Method	Comments	Ref.
9.1	$\overset{\text{Hg}^0}{\text{Hg}^0} + \text{Hg}^{2+} \rightarrow \text{Hg}_2^{2+}$	$(5.9 \pm 0.6) \times 10^8$	-	RT	3-4	pr	Measured from the pH dependence of the formation of Hg_2^{2+} .	Fuji..73-1080
9.2	$\text{Hg}^0 + \text{HgOH}^+ \rightarrow \text{Hg}_2^{2+} + \text{OH}^-$	$(5.0 \pm 0.5) \times 10^8$	-	RT	3-4	pr	Measured from the pH dependence of the formation of Hg_2^{2+} .	Fuji..73-1080
9.3	$\text{Hg}^0 + \text{Hg}(\text{OH})_2 \rightarrow \text{Hg}_2^{2+} + 2\text{OH}^-$	$< 5 \times 10^7$	-	RT	3-4	pr	Measured from the pH dependence of the formation of Hg_2^{2+} . See also comments for entry 9.6.	Fuji..73-1080
9.4	$\overset{\text{Hg}_2^+}{\text{Hg}_2^+} + \text{Hg}_2^+ \text{ (et?)}$	$2k = (1.4 \pm 0.2) \times 10^{10}$	< 0.017	RT	1.9	pr	Rate constant calculated taking $\epsilon_{285} = 9000 \text{ dm}^3 \text{ mol}^{-1} \text{ cm}^{-1}$.	Fara.72-0290
9.5	$\overset{\text{Hg(I)}}{\text{Hg}_2^+ \rightleftharpoons \text{HgOH} + \text{H}^+}$ (and hydrolysed forms)	$\text{p}K = 5.1$	var	RT	4-7	pr	Measured from the effect of pH on the absorption spectrum of Hg^+ .	Fuji...75-1044
9.6	$\text{Hg}^+ + \text{Hg}^+ \rightarrow \text{Hg}^0 + \text{Hg}^{2+}$	$2k = (4.9 \pm 0.5) \times 10^9$ $2k = (5.2 \pm 0.5) \times 10^9$	$\rightarrow 0$ $\rightarrow 0$	RT RT	2.0 4.3	pr pr	Transient product formed, whose decay is dependent on $[\text{Hg}^{\text{II}}]$, and which gives Hg_2^{2+} . These results taken to indicate that $\text{Hg}^+ + \text{Hg}^+$ results in dismutation. Rate constants calculated taking $\epsilon_{255} = 1.4 \times 10^4 \text{ dm}^3 \text{ mol}^{-1} \text{ cm}^{-1}$.	Fuji..73-1080
	$\text{Hg}^+ + \text{Hg}^+ (\rightarrow \text{Hg}_2^{2+})$	$2k = (8.0 \pm 1.0) \times 10^9$	< 0.017	RT	1.9	pr	Products not characterised, but reaction considered to involve dimerisation. Rate constant calculated taking $\epsilon_{272} = 7800 \text{ dm}^3 \text{ mol}^{-1} \text{ cm}^{-1}$.	Fara.72-0290
9.7	$\text{HgOH} + \text{HgOH} \rightarrow \text{Hg}_2\text{O} + \text{H}_2\text{O}$ or $\text{Hg}_2(\text{OH})_2$	$2k = (4.4 \pm 0.4) \times 10^9$	< 0.1	RT	-	pr	Products identified from pH dependence of their absorption spectra. Rate constant calculated taking $\epsilon_{260} = 5300 \text{ dm}^3 \text{ mol}^{-1} \text{ cm}^{-1}$.	Fuji...75-1044
9.8	$\text{Hg}^{\text{I}} + \text{Hg}^{\text{I}}$	$2k = (4.9 \pm 1.0) \times 10^9$ $2k = (5.1 \pm 1.0) \times 10^9$ $2k = (3.5 \pm 0.7) \times 10^9$ $2k = \text{ca. } 1.1 \times 10^{10}$	- - - -	RT RT RT RT	1.2 3.15 4.8 10.2	pr pr pr pr	- - - -	Pika..75-1218 Pika..75-1218 Pika..75-1218 Pika..75-1218

TABLE 9. Mercury(0) and mercury(I) reactions — Continued

No.	Reaction	$k/\text{dm}^3 \text{mol}^{-1} \text{s}^{-1}$ ^a	I	$t/^\circ\text{C}$	pH	Method	Comments	Ref.
9.8	$\text{Hg}^{\text{I}} + \text{Hg}^{\text{I}}$	$2k = \text{ca. } 1.5 \times 10^{10}$	-	RT	11.0	pr	-	Pika..75-1218
		$2k = (7.0 \pm 1.4) \times 10^9$	1(KOH)	RT	14	pr	-	Pika..75-1218
			+ data at intermediate pH's					Pika..75-1218
9.9	$\text{Hg}^{\text{I}} + \text{O}_2$ (et or af)	$(4.0 \pm 0.6) \times 10^8$	-	RT	2.7	pr	-	Pika..75-1218
		$(1.2 \pm 0.2) \times 10^9$	-	RT	11.2	pr	-	Pika..75-1218
		$(1.6 \pm 0.2) \times 10^9$	1(KOH)	RT	14	pr	-	Pika..75-1218
Note: A change in mechanism of the decay of Hg^{I} aquo ions is observed on increasing the pH. There appears to be no good understanding of why this should be, and we suggest, therefore, that the reaction mechanisms written above should be viewed with caution. Note also that the spectral data for Hg^{I} obtained by Faraggi and Amozig (ref. 72-0290) and by Fujita <i>et al.</i> (ref. 73-1080) do not correspond.								
<i>Hg(I) Complexes</i>								
<i>HgBr and related species</i>								
9.10	$\text{HgBr} + \text{HgBr} \rightarrow \text{Hg}_2\text{Br}_2$	$2k = 8 \times 10^9$	-	RT	-	pr	Product characterised by its absorption spectrum.	Jung..76-1042
		$2k = (1.0 \pm 0.1) \times 10^{10}$	-	RT	-	pr	-	Fuji...76-1087
9.11	$\text{HgBr} + \text{O}_2 \rightarrow \text{HgBrO}_2$	$> 10^9$	-	RT	-	pr	Product characterised by conductivity experiments and non-formation of O_2^-/HO_2 absorption.	Jung..76-1042
9.12	$\text{HgBr} + 1,4\text{-benzoquinone} \rightarrow \text{HgBr}^+ + (1,4\text{-benzoquinone})^-$	$> 10^9$	-	RT	5-5.5	pr	Benzosemiquinone product characterised by its absorption spectrum.	Jung..76-1042
9.13	$\text{HgBr} + \text{tetranitromethane} \rightarrow \text{HgBr}^+ + \text{C}(\text{NO}_2)_3^- + \text{NO}_2$	2.2×10^9	-	RT	-	pr	Nitroform anion product characterised by its absorption spectrum.	Jung..76-1042
9.14	$\text{HgBrO}_2 + 1,4\text{-benzoquinone} \rightarrow \text{HgBr}^+ + \text{O}_2 + (1,4\text{-benzoquinone})^-$	7×10^8	-	RT	-	pr	Benzosemiquinone product characterised by its absorption spectrum.	Jung..76-1042
<i>HgCl</i>								
9.15	$\text{HgCl} + \text{HgCl} \rightarrow \text{Hg}_2\text{Cl}_2$	$2k = (8.0 \pm 0.5) \times 10^9$	-	RT	-	pr	Product characterised by its absorption spectrum, and gravimetrically giving $G(\text{Hg}_2\text{Cl}_2) = 3.0$ in solutions containing 2-propanol.	Nazh.73-0043
9.16	$\text{HgCl} + \text{O}_2 \rightarrow \text{HgClO}_2$	$(1.0 \pm 0.3) \times 10^9$	-	RT	-	pr	Product characterised by conductivity experiments and non-formation of O_2^-/HO_2 absorption.	Nazh.73-0043
9.17	$\text{HgCl} + \text{OH} \rightarrow \text{HgCl} + \text{OH}^-$	$\text{ca. } 10^{10}$	-	RT	-	pr	Products characterised by conductivity experiments.	Nazh.73-0043
9.18	$\text{HgCl} + 1,4\text{-benzoquinone} \rightarrow \text{HgCl}^+ + (1,4\text{-benzosemiquinone})^-$	3.0×10^9 $(3.9 \pm 0.4) \times 10^9$	-	RT	-	pr	Benzosemiquinone product characterised by its absorption spectrum.	Jung..76-1042
			-	25 ± 2	5.1	pr		Sell.76-1134
9.19	$\text{HgCl} + \text{tetranitromethane} \rightarrow \text{HgCl}^+ + \text{C}(\text{NO}_2)_3^- + \text{NO}_2$	$(4.5 \pm 0.3) \times 10^9$	-	RT	5-5.5	pr	Nitroform anion product characterised by its absorption spectrum.	Nazh.73-0043

TABLE 9. Mercury(0) and mercury(I) reactions — Continued

No.	Reaction	$k/\text{dm}^3 \text{ mol}^{-1} \text{ s}^{-1}$ ^a	I	$t/^\circ\text{C}$	pH	Method	Comments	Ref.
9.20	$\text{HgClO}_2 + 1,4\text{-benzoquinone} \rightarrow \text{HgCl}^+ + \text{O}_2 + (1,4\text{-benzosemiquinone})^-$	7×10^9	—	RT	—	pr	Benzosemiquinone product characterised by its absorption spectrum.	Jung..76-1042
9.21	$\text{HgCN} + \text{HgCN} \xrightarrow{\text{HgCN}} \text{Hg}_2(\text{CN})_2$	$2k = (3.4 \pm 0.5) \times 10^9$	< 0.2	RT	—	pr	Product characterised by its absorption spectrum and decay to give Hg^0 and $\text{Hg}(\text{CN})_2$. Rate constant calculated taking $\epsilon_{2285} = 3800 \text{ dm}^3 \text{ mol}^{-1} \text{ cm}^{-1}$.	Fuji...75-1203
9.22	$\text{HgCN} + \text{O}_2 \rightarrow \text{HgCN}^+ + \text{O}_2^-$	$2k = 1.2 \times 10^{10}$ 4×10^9	—	RT	—	pr	O_2^- product characterised by its absorption spectrum, lifetime in neutral solution, and conductivity measurements.	Jung..76-1042 Jung..76-1042
9.23	$\text{HgCN} + \text{OH}(\text{et})$	3.1×10^9	—	RT	—	pr	Estimated from initial decay of HgCN in the absence of OH scavengers.	Fuji...75-1203
9.24	$\text{HgCN} + \cdot\text{CH}_2\text{OH}$	4.0×10^9	—	RT	—	pr	Estimated from initial decay of HgCN in the presence of methanol.	Fuji...75-1203
9.25	$\text{HgCN} + \text{CH}_3\text{CHOH}(\text{et to HgCN?})$	3.9×10^9	—	RT	—	pr	Estimated from initial decay of HgCN in the presence of ethanol.	Fuji...75-1203
9.26	$\text{HgCN} + (\text{CH}_3)_2\text{CHOH} \rightarrow \text{Hg}^0 + \text{CN}^- + \text{CH}_3\text{COCH}_3 + \text{H}^+$	2.4×10^9	—	RT	—	pr	Estimated from initial decay of HgCN in the presence of 2-propanol. $G(\text{acetone}) = 3.0$ measured.	Fuji...75-1203
9.27	$\text{HgCN} + \cdot\text{CH}_2\text{C}(\text{CH}_3)_2\text{OH}(\text{af?})$	1.6×10^9	—	RT	—	pr	Estimated from initial decay of HgCN in the presence of 2-methyl-2-propanol. Isobutene <i>not</i> detected as product.	Fuji...75-1203
9.28	$\text{HgCN} + 1,4\text{-benzoquinone} \rightarrow \text{HgCN}^+ + (1,4\text{-benzoquinone})^-$	3.5×10^9	—	RT	—	pr	Benzosemiquinone product characterised by its absorption spectrum.	Jung..76-1042
9.29	$\text{HgCN} + \text{tetranitromethane} \rightarrow \text{HgCN}^+ + \text{C}(\text{NO}_2)_3^- + \text{NO}_2$	3.1×10^9	—	RT	—	pr	Nitroform anion product characterised by its absorption spectrum.	Jung..76-1042
9.30	$\text{HgI} + \text{HgI} \xrightarrow{\text{HgI}} \text{Hg}_2\text{I}_2$	$2k = 5.0 \times 10^9$	—	RT	—	pr	Product characterised by its absorption spectrum.	Jung..76-1042

TABLE 9. Mercury(0) and mercury(I) reactions — Continued

No.	Reaction	$k/\text{dm}^3 \text{ mol}^{-1} \text{ s}^{-1}$ ^a	I	$t/^\circ\text{C}$	pH	Method	Comments	Ref.
9.31	$\text{HgI} + \text{O}_2 \rightarrow \text{HgIO}_2$	$> 10^9$	-	RT	-	pr	Product characterised by conductivity experiments and non-formation of O_2^-/HO_2 absorption.	Jung..76-1042
9.32	$\text{HgI} + 1,4\text{-benzoquinone} \rightarrow \text{HgI}^+ + (1,4\text{-benzoquinone})^-$	$> 10^9$	-	RT	-	pr	Benzosemiquinone product characterised by its absorption spectrum.	Jung..76-1042
9.33	$\text{HgI} + \text{tetranitromethane} \rightarrow \text{HgI}^+ + \text{C}(\text{NO}_2)_3^- + \text{NO}_2$	1.4×10^9	-	RT	-	pr	Nitroform anion product characterised by its absorption spectrum.	Jung..76-1042
9.34	$\text{HgSCN} + \text{HgSCN} \rightarrow \text{Hg}_2(\text{SCN})_2$	$2k = 6.0 \times 10^9$	-	RT	-	pr	Product characterised by its absorption spectrum.	Jung..76-1042
9.35	$\text{HgSCN} + \text{O}_2 \rightarrow \text{HgSCNO}_2$	$> 10^9$	-	RT	-	pr	Product characterised by conductivity experiments and non-formation of O_2^-/HO_2 absorption.	Jung..76-1042
9.36	$\text{HgSCN} + 1,4\text{-benzoquinone} \rightarrow \text{HgSCN}^+ + (1,4\text{-benzoquinone})^-$	$> 10^9$	-	RT	-	pr	Benzosemiquinone product characterised by its absorption spectrum.	Jung..76-1042
9.37	$\text{HgSCN} + \text{tetranitromethane} \rightarrow \text{HgSCN}^+ + \text{C}(\text{NO}_2)_3^- + \text{NO}_2$	2.8×10^9	-	RT	-	pr	Nitroform anion product characterised by its absorption spectrum.	Jung..76-1042
9.38	$\text{HgSCNO}_2 + 1,4\text{-benzoquinone} \rightarrow \text{HgSCN}^+ + \text{O}_2 + (1,4\text{-benzoquinone})^-$	1.0×10^9	-	RT	-	pr	Benzosemiquinone product characterised by its absorption spectrum.	Jung..76-1042

^aIf the data source gives no errors none are shown here but they should be assumed to be at least $\pm 25\%$ (or $\pm 50\%$ for $2k$).

TABLE 10. Indium(II) reactions

No.	Reaction	$k/\text{dm}^3 \text{ mol}^{-1} \text{ s}^{-1}$ ^a	I	$t/^\circ\text{C}$	pH	Method	Comments	Ref.
10.1	$\overset{\text{In}^{2+}}{\text{In}^{2+}} + \text{In}^{2+}$ (et or af)	$2k = \text{ca. } 1.2 \times 10^9$	0.7 (LiClO ₄)	RT	3	pr	Reinterpreted from data in ref. 76-1087.	Tayl.69-0971
		$2k = (1.6 \pm 0.2) \times 10^9$	0.0075	25	3.6	pr	Measured in the presence of 1 mol/dm ³ 2-methyl-2-propanol taking $\epsilon_{250} = 7000 \text{ dm}^3 \text{ mol}^{-1} \text{ cm}^{-1}$.	R.M. Sellers, unpub. data
10.2	$\text{In}^{2+} + \text{OH}$ (et)	$2k = (4.9 \pm 0.7) \times 10^9$	-	25	3.6	pr	Measured from the initial decay of In ²⁺ in the absence of OH scavengers.	R.M. Sellers, unpub. data
10.3	$\text{In}^{2+} + \text{N}_2\text{O}$	$< 10^6$	-	25	nat	γ	Estimated from the values of $G(\text{N}_2)$ measured in the γ -radiolysis of In ³⁺ + N ₂ O solutions.	Sell72-0844

^aIf the data source gives no errors none are shown here but they should be assumed to be at least $\pm 25\%$ (or $\pm 50\%$ for $2k$).

TABLE 11. Iridium(II) reactions

No.	Reaction	$k/\text{dm}^3 \text{ mol}^{-1} \text{ s}^{-1}$ ^a	I	$t/^\circ\text{C}$	pH	Method	Comments	Ref.
11.1	$\overset{\text{Ir}^{II}}{\text{Ir}^{II}} + \text{Ir}^{II}$ (dis) <i>Ir^{II} (from $e_{\text{aq}}^- + \text{IrCl}_6^{3-}$)</i>	$2k = (3.3 \pm 0.4) \times 10^9$	0.0018	RT	-	pr	-	Bros73-1066

^aIf the data source gives no errors none are shown here but they should be assumed to be at least $\pm 25\%$ (or $\pm 50\%$ for $2k$).

TABLE 12. Manganese(I) reactions

No.	Reaction	$k/\text{dm}^3 \text{ mol}^{-1} \text{ s}^{-1}$ ^a	I	$t/^\circ\text{C}$	pH	Method	Comments	Ref.
12.1	$\overset{\text{Mn}^+}{\text{Mn}^+} + \text{Cu}^{2+}$ (et?)	$k_{\text{rel}} = 1.6 \pm 0.2$	2.0 (MnSO ₄)	RT	5-8	γ	Measured by competition kinetics using NO ₃ ⁻ as competitor in the presence of 0.5 mol dm ⁻³ MnSO ₄ . Rate constant relative to $k(\text{Mn}^+ + \text{NO}_3^-)$.	Fiti70-0117
12.2	$\text{Mn}^+ + \text{IO}_3^-$ (et?)	$k_{\text{rel}} = 1.4 \pm 0.1$	2.0 (MnSO ₄)	RT	5-8	γ	Measured by competition kinetics using NO ₃ ⁻ as competitor in the presence of 0.5 mol dm ⁻³ MnSO ₄ . Rate constant relative to $k(\text{Mn}^+ + \text{NO}_3^-)$.	Fiti70-0117
12.3	$\text{Mn}^+ + \text{NO}_3^-$ (et?)	see entries 12.1 and 12.2.						

^aIf the data source gives no errors none are shown here but they should be assumed to be at least $\pm 25\%$ (or $\pm 50\%$ for $2k$).

TABLE 13. Molybdenum reactions

No.	Reaction	$k/\text{dm}^3 \text{ mol}^{-1} \text{ s}^{-1}$ ^a	I	$t/^\circ\text{C}$	pH	Method	Comments	Ref.
13.1	$[\text{Mo}_2(\text{O}_2\text{CCF}_3)_4]^-$ (from $\text{Mo}_2(\text{O}_2\text{CCF}_3)_4 + e^-$ in methanol)							
	$[\text{Mo}_2(\text{O}_2\text{CCF}_3)_4]^- + [\text{Mo}_2(\text{O}_2\text{CCF}_3)_4]^-$ (dis?)	$'k' = (4.5 \pm 1.0) \times 10^9$ $'k' = (2.5 \pm 1.0) \times 10^8$	-	RT	-	pr	Measured from decay of Mo(1 1/2) species in methanol. Two decay processes observed, one of which believed to be a dismutation reaction. Rate constant (unclear whether k or $2k$) calculated taking $\epsilon_{780} = 2600 \text{ dm}^3 \text{ mol}^{-1} \text{ cm}^{-1}$. Note that if the slower process does not involve the Mo(1 1/2) species, the value of ϵ , and hence k , is incorrect.	Baxe...76-1003
13.2	$[\text{Mo}_2(\text{O}_2\text{CCF}_3)_4]^- + \text{O}_2$ (af?)	$(5.9 \pm 0.3) \times 10^9$	-	RT	-	pr	Measured in Methanol. Starting material $[\text{Mo}_2(\text{O}_2\text{CCF}_3)_4]$ not regenerated, so reaction does not involve electron transfer.	Baxe...76-1003

^aIf the data source gives no errors none are shown here but they should be assumed to be at least $\pm 25\%$ (or $\pm 50\%$ for $2k$).

TABLE 14. Nickel(I) and nickel(III) reactions

No.	Reaction	$k/\text{dm}^3 \text{mol}^{-1} \text{s}^{-1}$ ^a	I	$t/^\circ\text{C}$	pH	Method	Comments	Ref.
14.1	$\text{Ni}^+ + \text{BrO}_3^-$	$< 8.4 \times 10^6$	0.08	RT	nat	pr	-	Meye.68-0855
14.2	$\text{Ni}^+ + \text{Cd}^{2+}$	$< 10^7$	-	RT	nat	pr	-	Baxe..66-0848
14.3	$\text{Ni}^+ + \text{Co}(\text{en})_3^{3+}$	$< 5 \times 10^6$	0.08	RT	5-6	pr	-	Meye.69-0428
14.4	$\text{Ni}^+ + \text{cis-}$ $\text{Co}(\text{en})_2\text{Cl}_2^+$ (et)	$(5.9 \pm 0.9) \times 10^6$	0.08	RT	5-6	pr	-	Meye.69-0428
14.5	$\text{Ni}^+ + \text{trans-}$ $\text{Co}(\text{en})_2\text{Cl}_2^+$ (et)	$(8.3 \pm 2.1) \times 10^6$	0.08	RT	5-6	pr	-	Meye.69-0428
14.6	$\text{Ni}^+ + \text{Co}(\text{en})_2\text{CO}_3^+$	$< 5 \times 10^6$	0.08	RT	5-6	pr	-	Meye.69-0428
14.7	$\text{Ni}^+ + \text{cis-Co}(\text{en})_2\text{F}_2^+$	$< 5 \times 10^6$	0.08	RT	5-6	pr	-	Meye.69-0428
14.8	$\text{Ni}^+ + \text{Co}(\text{en})_2\text{FH}_2\text{O}^{2+}$	$< 5 \times 10^6$	0.08	RT	5-6	pr	-	Meye.69-0428
14.9	$\text{Ni}^+ + \text{cis-}$ $\text{Co}(\text{en})_2\text{NH}_3\text{Cl}^{2+}$ (et)	$(4.7 \pm 0.7) \times 10^6$	0.08	RT	5-6	pr	-	Meye.69-0428
14.10	$\text{Ni}^+ + \text{cis-}$ $\text{Co}(\text{en})_2\text{NH}_3\text{NO}_2^{2+}$ (et)	$(3.3 \pm 0.8) \times 10^6$	0.08	RT	5-6	pr	-	Meye.69-0428
14.11	$\text{Ni}^+ + \text{Co}(\text{NH}_3)_6^{3+}$	$< 5 \times 10^6$	0.08	RT	5-6	pr	-	Meye.69-0428
14.12	$\text{Ni}^+ + \text{Co}(\text{NH}_3)_5\text{Br}^{2+}$ (et)	$(1.05 \pm 0.2) \times 10^9$	0.08	RT	4.0	pr	-	Meye.69-0428
14.13	$\text{Ni}^+ + \text{Co}(\text{NH}_3)_5\text{Cl}^{2+}$ (et)	$(6.5 \pm 1.0) \times 10^6$	0.08	RT	5-6	pr	-	Meye.69-0428
14.14	$\text{Ni}^+ + \text{Co}(\text{NH}_3)_5\text{CN}^{2+}$ (et)	$(3.3 \pm 0.8) \times 10^6$	0.08	RT	5-6	pr	-	Meye.69-0428
14.15	$\text{Ni}^+ + \text{Co}(\text{NH}_3)_5\text{F}^{2+}$	$< 5 \times 10^6$	0.08	RT	5-6	pr	-	Meye.69-0428
14.16	$\text{Ni}^+ + \text{Co}(\text{NH}_3)_5\text{H}_2\text{O}^{3+}$	$< 5 \times 10^6$	0.08	RT	4.0	pr	-	Meye.69-0428
14.17	$\text{Ni}^+ + \text{Co}(\text{NH}_3)_5\text{OH}^{2+}$ (et)	$(1.3 \pm 0.3) \times 10^6$	0.08	RT	7.6	pr	-	Meye.69-0428
14.18	$\text{Ni}^+ + \text{Co}(\text{NH}_3)_5\text{N}_3^{2+}$ (et)	$(5.8 \pm 1.5) \times 10^6$	0.08	RT	7.6	pr	-	Meye.69-0428
14.19	$\text{Ni}^+ +$ $\text{Co}(\text{NH}_3)_5\text{NCS}^{2+}$ (et)	$(4.1 \pm 1.0) \times 10^6$	0.08	RT	7.6	pr	-	Meye.69-0428
14.20	$\text{Ni}^+ +$ $\text{Co}(\text{NH}_3)_5\text{OOCCH}_3^{2+}$	$< 5 \times 10^6$	0.08	RT	5.6	pr	-	Meye.69-0428
14.21	$\text{Ni}^+ + \text{Cr}^{3+}$	$< 10^7$	-	RT	nat	pr	-	Baxe..66-0848
14.22	$\text{Ni}^+ + \text{Cu}^{2+}$	$< 2.4 \times 10^7$	0.08	RT	nat	pr	-	Meye.68-0855
14.23	$\text{Ni}^+ + \text{H}_2\text{O}_2 \rightarrow$ $\text{Ni}^{2+} + \text{OH} + \text{OH}^-$	$(3.2 \pm 0.3) \times 10^7$ $(4.3 \pm 0.6) \times 10^7$ 2.1×10^8	- - -	25 RT RT	nat nat nat	pr pr pr	- - -	Buxt..76-1072 Meye.68-0855 Buxt..67-0062
14.24	$\text{Ni}^+ + \text{H}_2\text{O}^+$	$< 10^6$	0.08	RT	nat	pr	Products identified in γ -radiolysis studies (see ref. 73-0039).	Meye.68-0855
14.25	$\text{Ni}^+ + \text{IO}_3^-$ (et)	$(2.2 \pm 0.3) \times 10^6$	0.08	RT	nat	pr	-	Meye.68-0855
14.26	$\text{Ni}^+ + \text{MnO}_4^-$ (et)	7.5×10^9	0.005	RT	nat	pr	Measured by the rate of depletion of the MnO_4^- absorption.	Baxe..65-0385
14.27	$\text{Ni}^+ + \text{Ni}^+$	slow ($< 10^9$)	var	RT	nat	pr	Estimated from decay of Ni^+ in presence and absence of OH scavengers.	Kelm..74-1037
14.28	$\text{Ni}^+ + \text{NO}_2^-$ (et)	$(1.5 \pm 0.2) \times 10^8$	0.08	RT	nat	pr	-	Meye.68-0855
14.29	$\text{Ni}^+ + \text{NO}_3^-$	$< 1.4 \times 10^6$	0.08	RT	nat	pr	-	Meye.68-0855
14.30	$\text{Ni}^+ + \text{N}_2\text{O} \rightarrow$ $\text{NiO}^+ + \text{N}_2$	6.3×10^6	-	RT	nat	pr	Measured in the presence of 1 mol dm^{-3} NiSO_4	Meye.68-0855
		$(9.1 \pm 0.9) \times 10^6$	-	25 ± 2	nat	pr	Measured in the presence of 0.5 mol dm^{-3} NiSO_4 .	Buxt..76-1072
		5.1×10^7	-	RT	nat	pr	-	Buxt..67-0062
		$E_a = 40.6 \pm 3.8 \text{ kJ mol}^{-1}$	-	1-30	nat	pr	-	Buxt..67-0062
							Products inferred from γ -ray induced chain reaction in the system $\text{Ni}^{2+} + \text{HCO}_2^- + \text{N}_2\text{O}$. $G(\text{N}_2)$ also measured in $\text{Ni}^{2+} + \text{N}_2\text{O}$ solutions. (see ref. 73-0039).	

TABLE 14. Nickel(I) and nickel(III) reactions — Continued

No.	Reaction	$k/\text{dm}^3 \text{ mol}^{-1} \text{ s}^{-1}$ ^a	I	$t/^\circ\text{C}$	pH	Method	Comments	Ref.
14.31	$\text{Ni}^+ + \text{OH}^- \rightarrow \text{Ni}^{2+} + \text{OH}^-$	2×10^{10}	—	RT	nat	pr	Measured from a computer fit of the decay of Ni^+ in the absence of OH scavengers assuming competing reactions to be $\text{OH}^- + \text{OH}^-$ and $\text{Ni}^+ + \text{H}_2\text{O}_2$. Product identified by conductivity measurements (but see ref. 75-1027).	Kelm...74-1037
14.32	$\text{Ni}^+ + \text{O}_2 \rightarrow \text{NiO}_2^+$	$(1.4 \pm 0.2) \times 10^9$ 2.2×10^9	— —	RT RT	nat nat	pr pr	— — Product characterised by its absorption spectrum (ref. 76-1072), reactivity with tetra-nitromethane and lack of reactivity with 1,4-benzoquinone (ref. 76-1134).	Meye.68-0855 Baxe..66-0848
14.33	$\text{Ni}^+ + \text{Pb}^{2+}$	$< 10^7$	—	RT	nat	pr	—	Baxe..66-0848
14.34	$\text{Ni}^+ + \text{Ru}(\text{NH}_3)_6^{3+}$ (et)	$(4.0 \pm 0.6) \times 10^8$	0.08	RT	nat	pr	—	Navo.70-1229
14.35	$\text{Ni}^+ + \text{S}_2\text{O}_8^{2-} \rightarrow \text{Ni}^{2+} + \text{SO}_4^- + \text{SO}_4^{2-}$	$(1.5 \pm 0.2) \times 10^8$	0.049	25 ± 2	nat	pr	SO_4^- product characterised by its absorption spectrum and decay kinetics.	Tait..76-1001
14.36	$\text{Ni}^+ + \text{Zn}^{2+}$	$< 10^7$	—	RT	nat	pr	—	Baxe..66-0848
14.37	$\text{Ni}^+ + \cdot\text{CH}_2\text{OH} \rightarrow \text{NiCH}_2\text{OH}^+$	4.2×10^9	—	RT	nat	pr	Product characterised by its absorption spectrum and conductivity measurements.	Kelm...74-1037
14.38	$\text{Ni}^+ + \text{CO}_2^- \rightarrow \text{NiCO}_2$	6.6×10^9	4×10^{-4}	RT	nat	pr	Product characterised by its absorption spectrum and conductivity measurements.	Kelm...74-1037
14.39	$\text{Ni}^+ + \cdot\text{C}_2\text{H}_4\text{OH} \rightarrow \text{NiC}_2\text{H}_4\text{OH}^+$	2.3×10^9	4×10^{-4}	RT	nat	pr	Product characterised by its absorption spectrum and conductivity measurements.	Kelm...74-1037
14.40	$\text{Ni}^+ + \text{CH}_3\text{COHCH}_3 \rightarrow \text{NiCOH}(\text{CH}_3)_2$	1.4×10^9	4×10^{-4}	RT	nat	pr	Product characterised by its absorption spectrum and conductivity measurements.	Kelm...74-1037
14.41	$\text{Ni}^+ + \text{H}_2\text{C}(\text{CH}_3)_2\text{OH} \rightarrow \text{Ni}^{2+} + \text{OH}^- + \text{CH}_2=\text{C}(\text{CH}_3)_2$	3×10^9	4×10^{-4}	RT	nat	pr	Isobutene detected as product; OH^- detected by conductivity measurements.	Kelm...74-1037
14.42	$\text{Ni}^+ + \cdot\text{C}_5\text{H}_9 \rightarrow \text{NiC}_5\text{H}_9^+$ ($\cdot\text{C}_5\text{H}_9$ = cyclopentyl radical)	2.8×10^9	4×10^{-4}	RT	nat	pr	Product characterised by its absorption spectrum and conductivity measurements.	Kelm...74-1037

TABLE 14. Nickel(I) and nickel(III) reactions — Continued

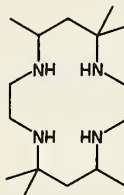
No.	Reaction	$k/\text{dm}^3 \text{ mol}^{-1} \text{ s}^{-1}$ ^a	I	$t/^\circ\text{C}$	pH	Method	Comments	Ref.
14.43	$\text{Ni}^+ + \text{allyl alcohol} \rightarrow \text{Ni-allyl alcohol}^+$	$ca. 10^8$	-	25 ± 2	nat	pr	-	Buxt..76-1072
14.44	$\text{Ni}^+ + 1,4\text{-benzoquinone} \rightarrow \text{Ni}^{2+} + (1,4\text{-benzoquinone})^-$	$(2.3 \pm 0.5) \times 10^8$	-	25	6.0	pr	Measured by the rate of formation of the semiquinone in the presence of 1 mol dm^{-3} 2-methyl-2-propanol.	Sell.76-1134
14.45	$\text{Ni}^+ + \text{menaquinone} \rightarrow \text{Ni}^{2+} + (\text{menaquinone})^-$	2.4×10^9 $(2.5 \pm 0.3) \times 10^9$	-	$ca. 25$ RT	7.0 7.0	pr pr	Measured by the rate of formation of the semiquinone in the presence of $ca. 1 \text{ mol dm}^{-3}$ 2-methyl-2-propanol.	Rao.75-1032 Rao.73-1047
14.46	$\text{Ni}^+ + \text{tetranitromethane} \rightarrow \text{Ni}^{2+} + \text{C}(\text{NO}_2)_3^- + \text{NO}_2$	$(1.4 \pm 0.2) \times 10^9$	-	25 ± 2	5.9	pr	Measured by the rate of formation of the nitroform anion in the presence of 1 mol dm^{-3} 2-methyl-2-propanol.	Sell.76-1134
<i>Ni(I) Complexes</i>								
<i>Ni^I-cyano complexes</i>								
14.47	$\text{Ni}(\text{CN})_5^{2-} + \text{Ni}(\text{CN})_5^{2-} \rightarrow \text{Ni}_2(\text{CN})_6^{4-}$	$2k = (1.5 \pm 0.2) \times 10^8$	0.1 (HCO_2Na)	20 ± 2	-	pr	Product characterised by its absorption spectrum.	Mula....74-1072
14.48	$\text{Ni}(\text{CN})_4^{3-} \rightarrow \text{Ni}(\text{CN})_5^{2-} + \text{CN}^-$	$(8.1 \pm 1.0) \times 10^3 \text{ s}^{-1}$	0.1 (HCO_2Na)	20 ± 2	-	pr	$\text{Ni}(\text{CN})_5^{2-}$ characterised by its absorption spectrum.	Mula....74-1072
<i>NiL⁺ (L = 5,5,7,12,12,14-hexamethyl-1,4,8,11-tetraazacyclotetradecane).</i>								
								
14.49	$\text{NiL}^+ + \text{Co}(\text{bpy})_3^{3+}$	$(1.3 \pm 0.1) \times 10^9$	0.016- 0.028	RT	7.0	pr	Measured in the presence of 1 mol dm^{-3} 2-methyl-2-propanol.	Tait..76-1039
14.50	$\text{NiL}^+ + \text{CoL}(\text{OH})_2(\text{OH})^{2+} (\text{et})$	$(1.1 \pm 0.1) \times 10^8$	0.016- 0.028	RT	7.0	pr	Measured in the presence of 1 mol dm^{-3} 2-methyl-2-propanol.	Tait..76-1039
<i>(L' = 5,7,7,12,14,14-hexamethyl-1,4,8,11-tetraazacyclotetradeca-4,11-diene).</i>								
14.51	$\text{NiL}^+ + \text{Co}(\text{en})_3^{3+} (\text{et})$	$(1.1 \pm 0.1) \times 10^5$	0.016- 0.028	RT	7.0	pr	Measured in the presence of 1 mol dm^{-3} 2-methyl-2-propanol.	Tait..76-1039
14.52	$\text{NiL}^+ + \text{Co}(\text{NH}_3)_6^{3+} (\text{et})$	$(1.9 \pm 0.2) \times 10^5$	0.016- 0.028	RT	7.0	pr	Measured in the presence of 1 mol dm^{-3} 2-methyl-2-propanol.	Tait..76-1039
14.53	$\text{NiL}^+ + \text{CoL}(\text{OH})_2^+ (\text{et})$	$(1.7 \pm 0.2) \times 10^7$	0.016- 0.028	RT	7.0	pr	Measured in the presence of 1 mol dm^{-3} 2-methyl-2-propanol.	Tait..76-1039
<i>(L' = 2,3,9,10-tetramethyl-1,4,8,11-tetraazacyclotetradeca-1,3,8,10-tetraene).</i>								

TABLE 14. Nickel(I) and nickel(III) reactions — Continued

No.	Reaction	$k/\text{dm}^3 \text{mol}^{-1} \text{s}^{-1}$ ^a	I	$t/^\circ\text{C}$	pH	Method	Comments	Ref.
14.54	$\text{NiL}^+ + \text{Cr}(\text{bpy})_3^{3+}$ (et)	$(7.7 \pm 0.8) \times 10^6$	0.016–0.028	RT	7.0	pr	Measured in the presence of 1 mol dm^{-3} 2-methyl-2-propanol.	Tait..76–1039
14.55	$\text{NiL}^+ + \text{Fe}(\text{bpy})_3^{3+}$ (et)	$(6.4 \pm 0.6) \times 10^7$	0.016–0.028	RT	7.0	pr	Measured in the presence of 1 mol dm^{-3} 2-methyl-2-propanol.	Tait..76–1039
14.56	$\text{NiL}^+ + \text{H}_3\text{O}^+$ (pt)	$(1.1 \pm 0.1) \times 10^8$	0.06–0.3	RT	<1.25	pr	Reaction may involve proton transfer to the metal centre to give a hydrido complex.	Tait..76–1039
14.57	$\text{NiL}^+ + \text{H}_2\text{PO}_4^-$ (pt)	< 10^4	0.01–0.1	RT	5.50	pr	–	Tait..76–1039
14.58	$\text{NiL}^+ + \text{N}_2\text{O}$ (et or O at)	$(3.9 \pm 0.4) \times 10^7$	–	RT	7.0	pr	Reaction possibly involves two electron oxidation to Ni(III) complex.	Tait..76–1039
14.59	$\text{NiL}^+ + \text{O}_2 \rightarrow \text{NiL}^{2+} + \text{O}_2^-$	$(1.6 \pm 0.2) \times 10^9$	–	RT	7.0	pr	Product transfers an electron to 1,4-benzoquinone but not menaquinone, and identified therefore as O_2^- , although O_2 adduct, NiLO_2^+ could conceivably react in same way.	Tait..76–1039
14.60	$\text{NiL}^+ + \text{Ru}(\text{NH}_3)_6^{3+}$ (et)	$(3.8 \pm 0.4) \times 10^8$	0.016–0.028	RT	7.0	pr	Measured in the presence of 1 mol dm^{-3} 2-methyl-2-propanol.	Tait..76–1039
14.61	$\text{NiL}^+ + \text{Ru}(\text{NH}_3)_5\text{NO}^{3+}$ (et)	$(7.4 \pm 0.7) \times 10^7$	0.016–0.028	RT	7.0	pr	Measured in the presence of 1 mol dm^{-3} 2-methyl-2-propanol.	Tait..76–1039
14.62	$\text{NiL}^+ + \text{acetic acid}$ (pt)	$(1.2 \pm 0.1) \times 10^4$	0.015–0.06	RT	4.85	pr	Measured in the presence of 1 mol dm^{-3} 2-methyl-2-propanol.	Tait..76–1039
14.63	$\text{NiL}^+ + 9,10\text{-anthraquinone-2,6-disulphonate}$ (et)	$(4.8 \pm 0.5) \times 10^9$	0.004	RT	7.0	pr	Measured in the presence of 1 mol dm^{-3} 2-methyl-2-propanol.	Tait..76–1039
14.64	$\text{NiL}^+ + 1,4\text{-benzoquinone}$ (et)	$(4.8 \pm 0.5) \times 10^9$	0.004	RT	7.0	pr	Measured in the presence of 1 mol dm^{-3} 2-methyl-2-propanol.	Tait..76–1039
14.65	$\text{NiL}^+ + 3\text{-benzoylpyridine}$ (et)	$(2.5 \pm 0.3) \times 10^8$	0.004	RT	7.0	pr	Measured in the presence of 1 mol dm^{-3} 2-methyl-2-propanol.	Tait..76–1039
14.66	$\text{NiL}^+ + \text{fluorescein}$ (et)	$(3.2 \pm 0.3) \times 10^9$	0.004	RT	7.0	pr	Measured in the presence of 1 mol dm^{-3} 2-methyl-2-propanol.	Tait..76–1039
14.67	$\text{NiL}^+ + \text{methyl iodide}$ (et or $\text{S}_\text{N}2$)	$(4.6 \pm 0.5) \times 10^8$	0.01	RT	9.2	pr	Measured in the presence of 1 mol dm^{-3} 2-methyl-2-propanol.	Tait..76–1039

TABLE 14. Nickel(I) and nickel(III) reactions — Continued

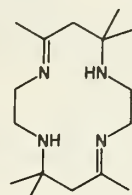
No.	Reaction	$k/\text{dm}^3 \text{mol}^{-1} \text{s}^{-1}$ ^a	I	$t/^\circ\text{C}$	pH	Method	Comments	Ref.
	NiL^+ ($L = 5,7,7,12,14,14$ -hexamethyl-1,4,8,11-tetraazacyclotetradeca-4,11-diene).							
								
14.68	$\text{NiL}^+ + \text{Co}(\text{bpy})_3^{3+}$ (et)	$(1.3 \pm 0.1) \times 10^9$	0.016– 0.028	RT	7.0	pr	Measured in the presence of 1 mol dm^{-3} 2-methyl-2-propanol.	Tait..76-1039
14.69	$\text{NiL}^+ + \text{CoL}'(\text{OH}_2)(\text{OH})_2^{3+}$ (et)	$(2.6 \pm 0.3) \times 10^6$	0.016– 0.028	RT	7.0	pr	Measured in the presence of 1 mol dm^{-3} 2-methyl-2-propanol.	Tait..76-1039
	($L' = 5,7,7,12,14,14$ -hexamethyl-1,4,8,11-tetraazacyclotetradeca-4,11-diene).							
14.70	$\text{NiL}^+ + \text{Co}(\text{en})_3^{3+}$ (et)	$(1.1 \pm 0.1) \times 10^6$	0.016– 0.028	RT	7.0	pr	Measured in the presence of 1 mol dm^{-3} 2-methyl-2-propanol.	Tait..76-1039
14.71	$\text{NiL}^+ + \text{Co}(\text{NH}_3)_6^{3+}$ (et)	$(1.9 \pm 0.2) \times 10^6$	0.016– 0.028	RT	7.0	pr	Measured in the presence of 1 mol dm^{-3} 2-methyl-2-propanol.	Tait..76-1039
14.72	$\text{NiL}^+ + \text{CoL}'(\text{OH})_2^+$ (et)	$(3.6 \pm 0.4) \times 10^7$	0.016– 0.028	RT	7.0	pr	Measured in the presence of 1 mol dm^{-3} 2-methyl-2-propanol.	Tait..76-1039
	($L' = 2,3,9,10$ -tetramethyl-1,4,8,11-tetraazacyclotetradeca-1,3,8,10-tetraene).							
14.73	$\text{NiL}^+ + \text{Cr}(\text{bpy})_3^{3+}$	$(1.1 \pm 0.1) \times 10^6$	0.016– 0.028	RT	7.0	pr	Measured in the presence of 1 mol dm^{-3} 2-methyl-2-propanol.	Tait..76-1039
14.74	$\text{NiL}^+ + \text{Fe}(\text{bpy})_3^{3+}$ (et)	$(2.2 \pm 0.2) \times 10^6$	0.016– 0.028	RT	7.0	pr	Measured in the presence of 1 mol dm^{-3} 2-methyl-2-propanol.	Tait..76-1039
14.75	$\text{NiL}^+ + \text{H}_3\text{O}^+$ (pt)	$(1.3 \pm 0.1) \times 10^6$	0.06–0.3	RT	<1.25	pr	Reaction may involve proton transfer to the metal centre to give a hydrido complex	Tait..76-1039
14.76	$\text{NiL}^+ + \text{H}_2\text{PO}_4^-$ (pt)	$(2.4 \pm 0.2) \times 10^5$	0.01–0.1	RT	5.50	pr	Measured in the presence of 1 mol dm^{-3} 2-methyl-2-propanol.	Tait..76-1039
14.77	$\text{NiL}^+ + \text{N}_2\text{O}$ (et or O at)	$(1.8 \pm 0.2) \times 10^7$	–	RT	7.0	pr	Measured in the presence of 1 mol dm^{-3} 2-methyl-2-propanol. Reaction possibly involves two electron oxidation to Ni^{III} complex.	Tait..76-1039
14.78	$\text{NiL}^+ + \text{O}_2 \rightarrow \text{NiL}^{2+} + \text{O}_2^-$	$(1.7 \pm 0.2) \times 10^9$	–	RT	7.0	pr	Product transfers an electron to 1,4-benzoquinone but not menaquinone, and identified therefore as O_2^- , although O_2 adduct NiLO_2^+ , could conceivably react in same way.	Tait..76-1039

TABLE 14. Nickel(I) and nickel(III) reactions — Continued

No.	Reaction	$k/\text{dm}^3 \text{ mol}^{-1} \text{ s}^{-1}$ ^a	I	$t/^\circ\text{C}$	pH	Method	Comments	Ref.
14.79	$\text{NiL}^+ + \text{Ru}(\text{NH}_3)_6^{3+}$ (et)	$(4.5 \pm 0.5) \times 10^6$	0.016– 0.028	RT	7.0	pr	Measured in the presence of 1 mol dm^{-3} 2-methyl-2-propanol.	Tait..76–1039
14.80	$\text{NiL}^+ + \text{Ru}(\text{NH}_3)_5\text{NO}^{3+}$ (et)	$(3.5 \pm 0.4) \times 10^7$	0.016– 0.028	RT	7.0	pr	Measured in the presence of 1 mol dm^{-3} 2-methyl-2-propanol.	Tait..76–1039
14.81	$\text{NiL}^+ + \text{acetic acid}$ (pt)	$(1.9 \pm 0.2) \times 10^5$	0.015– 0.06	RT	4.85	pr	Measured in the presence of 1 mol dm^{-3} 2-methyl-2-propanol.	Tait..76–1039
14.82	$\text{NiL}^+ + 9,10\text{-anthraquinone-2,6-disulphonate}$ (et)	$(5.0 \pm 0.5) \times 10^9$	0.004	RT	7.0	pr	Measured in the presence of 1 mol dm^{-3} 2-methyl-2-propanol.	Tait..76–1039
14.83	$\text{NiL}^+ + 1,4\text{-benzoquinone}$ (et)	$(3.8 \pm 0.4) \times 10^9$	0.004	RT	7.0	pr	Measured in the presence of 1 mol dm^{-3} 2-methyl-2-propanol.	Tait..76–1039
14.84	$\text{NiL}^+ + 3\text{-benzoylpyridine}$ (et)	$(7.5 \pm 0.8) \times 10^8$	0.004	RT	7.0	pr	Measured in the presence of 1 mol dm^{-3} 2-methyl-2-propanol.	Tait..76–1039
14.85	$\text{NiL}^+ + \text{eosin Y}$ (et)	$(2.7 \pm 0.3) \times 10^9$	0.004	RT	7.0	pr	Measured in the presence of 1 mol dm^{-3} 2-methyl-2-propanol.	Tait..76–1039
14.86	$\text{NiL}^+ + \text{fluorescein}$ (et)	$(3.3 \pm 0.3) \times 10^9$	0.004	RT	7.0	pr	Measured in the presence of 1 mol dm^{-3} 2-methyl-2-propanol.	Tait..76–1039
14.87	$\text{NiL}^+ + \text{methyl iodide}$ (et or $\text{S}_{\text{N}}2$)	$(1.3 \pm 0.1) \times 10^8$	0.01	RT	9.2	pr	Measured in the presence of 1 mol dm^{-3} 2-methyl-2-propanol.	Tait..76–1039
	<i>Ni(I) radical complexes</i>							
14.88	$\text{NiCH}_2\text{OH}^+ + \text{H}_2\text{O} \rightarrow \text{Ni}^{2+} + \text{CH}_3\text{OH} + \text{OH}^-$	7 s^{-1}	–	RT	nat	pr	Products characterised by conductivity experiments.	Kelm...74–1037
14.89	$\text{NiCH}_2\text{OH}^+ + \text{H}_2\text{O}_2$ (et?)	7.3×10^3	–	RT	nat	pr	–	Kelm...74–1037
14.90	$\text{NiCO}_2 + \text{H}_2\text{O}$	$< 1 \text{ s}^{-1}$	–	RT	nat	pr	–	Kelm...74–1037
14.91	$\text{NiC}_2\text{H}_4\text{OH}^+ + \text{H}_2\text{O} \rightarrow \text{Ni}^{2+} + \text{C}_2\text{H}_5\text{OH} + \text{OH}^-$	5 s^{-1}	–	RT	nat	pr	Products characterised by conductivity experiments.	Kelm...74–1037
14.92	$\text{NiC}_2\text{H}_4\text{OH}^+ + \text{H}_2\text{O}_2$ (et?)	2.3×10^4	–	RT	nat	pr	–	Kelm...74–1037
14.93	$\text{NiCOH}(\text{CH}_3)_2^+ + \text{H}_2\text{O}$	$< 1 \text{ s}^{-1}$	–	RT	nat	pr	–	Kelm...74–1037
14.94	$\text{NiCOH}(\text{CH}_3)_2^+ + \text{H}_2\text{O}_2$	1.1×10^6	–	RT	nat	pr	–	Kelm...74–1037
14.95	$\text{NiC}_2\text{H}_4\text{OC}_2\text{H}_5^+ + \text{H}_2\text{O}$	$< 1 \text{ s}^{-1}$	–	RT	nat	pr	–	Kelm...74–1037
14.96	$\text{NiC}_2\text{H}_4\text{OC}_2\text{H}_5^+ + \text{H}_2\text{O}_2$	1.3×10^3	–	RT	nat	pr	–	Kelm...74–1037
14.97	$\text{NiC}_5\text{H}_9^+ + \text{H}_2\text{O} \rightarrow \text{Ni}^{2+} + \text{C}_5\text{H}_{10} + \text{OH}^-$	49 s^{-1}	–	RT	nat	pr	Products characterised by conductivity experiments.	Kelm...74–1037
14.98	$\text{NiC}_5\text{H}_9^+ + \text{H}_2\text{O}_2$ ($\text{C}_5\text{H}_9 = \text{cyclopentyl radical}$)	$< 5 \times 10^5$	–	RT	nat	pr	–	Kelm...74–1037
	<i>$\text{NiO}_2^+/\text{NiO}_2\text{H}^{2+}$</i>							
14.99	$\text{NiO}_2^+ \rightarrow \text{Ni}^{2+} + \text{O}_2^-$	$780 \pm 80 \text{ s}^{-1}$	–	25 ± 2	5.7	pr	Measured from the rate of formation of the nitroform anion in solutions containing tetra-nitromethane and 1 mol dm^{-3} 2-methyl-2-propanol.	Sell.76–1134

TABLE 14. Nickel(I) and nickel(III) reactions — Continued

No.	Reaction	$k/\text{dm}^3 \text{mol}^{-1} \text{s}^{-1}$ ^a	I	$t/^\circ\text{C}$	pH	Method	Comments	Ref.
14.100	$\text{NiO}_2^+ + \text{H}^+ \rightleftharpoons \text{NiO}_2\text{H}^{2+}$	$K = 2000 \pm 1200 \text{M}^{-1}$ (i.e. $\text{p}K_a = 3.2 \pm 0.3$)	0.04	25 ± 2	3.0–5.7	pr	Measured from the pH dependence of the rate of formation of the nitroform anion in solutions containing tetranitromethane and 1mol dm^{-3} 2-methyl-2-propanol.	Sell.76-1134
14.101	$\text{NiO}_2\text{H}^{2+} \rightarrow \text{Ni}^{2+} + \text{HO}_2$	$> 2800 \text{s}^{-1}$	–	25 ± 2	3.0	pr	Estimated from the rate of formation of the nitroform anion in solutions containing tetranitromethane and 1mol dm^{-3} 2-methyl-2-propanol.	Sell.76-1134
<i>Ni(III) complexes</i>								
14.102	$\text{Ni}^{\text{III}}(\text{NH}_3)_n + \text{N}_2\text{H}_4$	$(4 \pm 1) \times 10^6$	–	RT	11.3	pr	–	Lati.72-0460
14.103	$\text{Ni}^{\text{III}}(\text{NH}_3)_n + \text{Ni}^{\text{III}}(\text{NH}_3)_n$	$2k < 3.5 \times 10^7$	–	RT	11.3	pr	–	Lati.72-0460
Rate constants for the decay of $\text{Ni}^{\text{III}}(\text{en})_n$ and $\text{Ni}^{\text{III}}(\text{gly})_n$ are given in tables III and IV respectively of ref. 72-0461. These rate constants cannot be attributed to any specific reaction.								

^aIf the data source gives no errors none are shown here but they should be assumed to be at least $\pm 25\%$ (or $\pm 50\%$ for $2k$).

TABLE 15. Lead(I) reactions

No.	Reaction	$k/\text{dm}^3 \text{ mol}^{-1} \text{ s}^{-1}$ ^a	I	$t/^\circ\text{C}$	pH	Method	Comments	Ref.
15.1	$\text{Pb}_{\text{aq}}^+ + \text{Cd}^{2+}$	$< 10^7$	-	RT	nat	pr	-	Baxe..66-0848
15.2	$\text{Pb}^+ + \text{Cr}^{3+}$	$< 10^7$	-	RT	nat	pr	-	Baxe..66-0848
15.3	$\text{Pb}^+ + \text{Ni}^{2+}$	$< 10^7$	-	RT	nat	pr	-	Baxe..66-0848
15.4	$\text{Pb}^+ + \text{O}_2 \rightarrow \text{Pb}^{2+} + \text{O}_2^-$	3.9×10^9	-	RT	nat	pr	Product transfers an electron to 1,4-benzoquinone and tentatively identified as O_2^- . (Ref. 76-1134).	Baxe..66-0848
15.5	$\text{Pb}^+ + \text{OH}^-$ (et)	7.7×10^8	-	RT	nat	pr	Reinterpreted from data in ref. 66-0848 on decay of Pb^+ in the absence of OH scavengers. Principal competing reaction, $\text{Pb}^+ + \text{Pb}^+$, not taken into account.	Baxe..66-0848
15.6	$\text{Pb}^+ + \text{Zn}^{2+}$	$< 10^7$	-	RT	nat	pr	-	Baxe..66-0848
15.7	$\text{Pb}^+ + 1,4\text{-benzoquinone} \rightarrow \text{Pb}^{2+} + (1,4\text{-benzoquinone})^-$	$(4.1 \pm 0.8) \times 10^9$	-	25 ± 2	6.3	pr	Lead(II) acetate salt used, Pb^+ may be complexed to acetate. Measured from the rate of formation of the benzosemiquinone product in the presence of 1 mol dm^{-3} 2-methyl-2-propanol.	Sell.76-1134
15.8	$\text{Pb}^+ + \text{menaquinone} \rightarrow \text{Pb}^{2+} + (\text{menaquinone})^-$	$(3.7 \pm 0.4) \times 10^9$	-	RT	7.2	pr	Measured by the rate of formation of the semiquinone in the presence of ca. 1 mol dm^{-3} 2-methyl-2-propanol.	Rao.75-1032 Rao.73-1047

^aIf the data source gives no errors none are shown here but they should be assumed to be at least $\pm 25\%$ (or $\pm 50\%$ for $2k$).

TABLE 16. Praseodymium(IV) reactions

No.	Reaction	$k/\text{dm}^3 \text{ mol}^{-1} \text{ s}^{-1}$ ^a	I	$t/^\circ\text{C}$	pH	Method	Comments	Ref.
16.1	$\text{Pr}^{\text{IV}} + \text{H}_2\text{O} \rightleftharpoons \text{PrOH}^{\text{IV}} + \text{H}^+$	$K = (7 \pm 1) \times 10^{-4}$ or $\text{p}K_{\text{a}} = 3.1 \pm 0.1$	var	RT	1.95– 5.87	pr	Measured from effect of pH on absorption of Pr(IV).	Fara.72-0066
16.2	$\text{Pr}^{\text{IV}} + \text{Br}^-$ (et or af)	$(1.2 \pm 0.4) \times 10^{10}$	0.75 [Pr ₂ (SO ₄) ₃]	RT	nat	pr	-	Fara.72-0066
16.3	$\text{Pr}^{\text{IV}} + \text{H}_2\text{O}_2$ (H at ?)	$(8 \pm 1) \times 10^6$	0.75 [Pr ₂ (SO ₄) ₃]	RT	nat	pr	-	Fara.72-0066
16.4	$\text{Pr}^{\text{IV}} + \text{HSO}_4^-$ (et or H at)	$(2.0 \pm 0.3) \times 10^6$	-	RT	2–3.8	pr	-	Fara.72-0066
16.5	$\text{Pr}^{\text{IV}} + \text{NO}_2^-$ (et?)	$(3 \pm 1) \times 10^7$	0.75 [Pr ₂ (SO ₄) ₃]	RT	nat	pr	-	Fara.72-0066
16.6	$\text{Pr}^{\text{IV}} + \text{Pr}^{\text{IV}}$ (see comments)	$2k = (1.6 \pm 0.8) \times 10^8$	-	RT	5.8	pr	Stable products of reaction suggested to be Pr ^{III} and O ₂ . Initial product possibly an oxo or hydroxo bridged diprasedymium species.	Fara.72-0066

^aIf the data source gives no errors none are shown here but they should be assumed to be at least $\pm 25\%$ (or $\pm 50\%$ for $2k$).

TABLE 17. Platinum(I) and platinum(III) reactions

No.	Reaction	$k/\text{dm}^3 \text{ mol}^{-1} \text{ s}^{-1}$ ^a	I	$t/^\circ\text{C}$	pH	Method	Comments	Ref.
<i>Pt^I Reactions</i>								
<i>Pt^I from PtCl₄²⁻ + e_{aq}⁻</i>								
17.1	Pt ^I + N ₂ O (et or O at)	$< 4 \times 10^6$	-	RT	nat	pr	-	Ghos.69-0144
17.2	Pt ^I + O ₂ (et or af)	$< 2 \times 10^7$	-	RT	nat	pr	-	Ghos.69-0144
17.3	Pt ^I + Pt ^I → Pt ⁰ + Pt ^{II}	' k ' = $(4.1 \pm 0.5) \times 10^9$	0.003	RT	nat	pr	Unclear whether rate constants refer to k or $2k$.	Ghos.69-0144
		' k ' = $(3.15 \pm 0.15) \times 10^9$	0.013	RT	nat	pr	Measured in the presence of 0.1 mol dm ⁻³ KCl.	Ghos.69-0144
		' k ' = $ca. 2.5 \times 10^9$	0.018	RT	2	pr	-	Ghos.69-0144
							Products identified in γ -radiolysis experiments (see ref. 62-0164).	
<i>Pt^I from Pt(CN)₄²⁻ + e_{aq}⁻</i>								
17.4	Pt ^I + N ₂ O (et or O at)	$(1.8 \pm 0.25) \times 10^7$	-	RT	nat	pr	-	Ghos.69-0144
17.5	Pt ^I + O ₂ (et or af)	$(3.5 \pm 0.5) \times 10^9$	-	RT	nat	pr	-	Ghos.69-0144
<i>Pt^I from PtLCl⁺ + e_{aq}⁻ (L = diethylenetriamine).</i>								
17.6	Pt ^I + Pt ^I (? see comments)	$2k = (4.6 \pm 2.0) \times 10^7$	2×10^{-4}	<i>ca.</i> 25	nat	pr	Rate constant represents decay of second transient produced from Pt ^{II} + e _{aq} ⁻ . First transient decays by a first order reaction with $(2.3 \pm 1.3) \times 10^5 \text{ s}^{-1}$, probably associated with the substitution of Cl ⁻ by H ₂ O.	Stor...75-1188
<i>Pt^I from PtLCl⁺ + H (L = diethylenetriamine).</i>								
17.7	Pt ^I + Pt ^I (dis?)	$2k = (6.8 \pm 0.8) \times 10^9$	-	<i>ca.</i> 25	2-3	pr	-	Stor...75-1188
<i>Pt^I from Pt(en)₂²⁺ + e_{aq}⁻</i>								
17.8	Pt ^I + Pt ^I (dis?)	$2k = (9.0 \pm 0.8) \times 10^8$	4×10^{-4}	<i>ca.</i> 25	nat	pr	-	Stor...75-1188
<i>Pt^I (from Pt(en)₂²⁺ + H</i>								
17.9	Pt ^I + Pt ^I (dis?)	$2k = (2.8 \pm 0.6) \times 10^8$	-	<i>ca.</i> 25	2-3	pr	-	Stor...75-1188
<i>Pt^I from PtLCl⁺ + H (L = tetraethyldiethylenetriamine).</i>								
17.10	Pt ^I + Pt ^I (dis?)	$2k = (1.3 \pm 0.6) \times 10^{11}$ (!)	-	<i>ca.</i>	2-3	pr	-	Stor...75-1188
<i>Pt^{III} Reactions</i>								
<i>Pt^{III} from PtCl₄²⁻ + Cl₂⁻</i>								
17.11	(Pt ^{III}) ^I → (Pt ^{III}) ^{II} (see comments for mechanism)	$(3 \pm 1) \times 10^5 \text{ s}^{-1}$	-	<i>ca.</i> 25	0.3	pr	Reaction probably associated with change in number of chloride ligands and/or substitution of Cl ⁻ by H ₂ O. Measured in the presence of 0.5 mol dm ⁻³ HCl.	Stor...75-1188
17.12	Pt ^{III} + Cu ^{II} (et)	$(1.5 \pm 0.2) \times 10^8$	0.5 (HCl)	<i>ca.</i> 25	0.3	pr	Measured in the presence of 0.5 mol dm ⁻³ HCl. Cu ^{II} in the form of chloro complex.	Stor...75-1188

TABLE 17. Platinum(I) and platinum(III) reactions — Continued

No.	Reaction	$k/\text{dm}^3 \text{mol}^{-1} \text{s}^{-1}$ ^a	I	$t/^\circ\text{C}$	pH	Method	Comments	Ref.
17.13	$\text{Pt}^{\text{III}} + \text{Pt}^{\text{III}}$ (dis)	$2k = \text{ca. } 2 \times 10^9$	0.5 (HCl)	ca. 25	0.3	pr	Rate constant is for the decay of the second transient Pt^{III} species, $(\text{Pt}^{\text{III}})^{\text{II}}$ in entry 17.11. Measured in the presence of $0.5 \text{ mol dm}^{-3} \text{ HCl}$.	Stor...75-1188
17.14	Pt^{III} from $\text{PtCl}_6^{2-} + h\nu$ $\text{Pt}^{\text{III}} + \text{Fe}^{2+}$ (et)	$(2.8 \pm 0.3) \times 10^6$	2×10^{-3}	-	-	f.ph.	From dependence of rate constant for this reaction on ionic strength charge on Pt^{III} is -1, and identified therefore as PtCl_4^- . Broszkiewicz and Grodkowski (ref. 76-1055) suggest however that the reaction observed under the conditions employed was $\text{Cl}_2^- + \text{Fe}^{2+}$. Other experiments give $k = (4.0 \pm 0.6) \times 10^6 \text{ dm}^3 \text{mol}^{-1} \text{s}^{-1}$ for $\text{Cl}_2^- + \text{Fe}^{2+}$.	Wrig.72-7088
17.15	$\text{Pt}^{\text{III}} + \text{Pt}^{\text{III}}$ (dis)	$2k = (4.6 \pm 0.4) \times 10^6$	10^{-3}	ca. 20	5.8	f.ph.	Rate constant calculated taking $\epsilon_{410} = 3.7 \times 10^3 \text{ dm}^3 \text{mol}^{-1} \text{cm}^{-1}$.	Wrig.72-7088
17.16	Pt^{III} from $\text{PtCl}_4^{2-} + \text{OH}$	$1.8 \times 10^5 \text{ s}^{-1}$	-	RT	nat	pr	Rate constant measured from decay of reactant at 450 nm.	Adam..68-0169
		$2.0 \times 10^5 \text{ s}^{-1}$	-	RT	nat	pr	Rate constant measured from decay of reactant at 450 nm.	Ghos.69-0144
		$2.0 \times 10^5 \text{ s}^{-1}$	-	RT	nat	pr	Rate constant measured from build-up of product at 400 nm. Ligand reorganization mechanism implied from similarity of products of $\text{PtCl}_4^{2-} + \text{OH}$ and $\text{PtCl}_6^{2-} + e_{\text{aq}}^-$ (ref. 68-0169).	Adam..68-0169
17.17	Pt^{III} from $\text{Pt}(\text{en})_2^{2+} + \text{Cl}_2^-$ $(\text{Pt}^{\text{III}})^{\text{I}} \rightarrow (\text{Pt}^{\text{III}})^{\text{II}}$	$(1.3 \pm 0.1) \times 10^3 \text{ s}^{-1}$	-	ca. 25	0.3	pr	Decay approximates to two consecutive first order processes (see also 17.18). Measured in the presence of $0.5 \text{ mol dm}^{-3} \text{ HCl}$.	Stor...75-1188

TABLE 17. Platinum(I) and platinum(III) reactions — Continued

No.	Reaction	$k/\text{dm}^3 \text{mol}^{-1} \text{s}^{-1}$ ^a	I	$t/^\circ\text{C}$	pH	Method	Comments	Ref.
17.18	$(\text{Pt}^{\text{III}})^{\text{II}} \rightarrow (\text{Pt}^{\text{III}})^{\text{III}}$	$7.7 \pm 0.8 \text{ s}^{-1}$	-	ca. 25	0.3	pr	Measured in the presence of 0.5 mol dm ⁻³ HCl. See also comments under 17.17.	Stor...75-1188
17.19	$\text{Pt}^{\text{III}} + \text{Cu}^{\text{II}}$ (et)	$(3.2 \pm 0.7) \times 10^6$	0.5 (HCl)	ca. 25	0.3	pr	Measured in the presence of 0.5 mol dm ⁻³ HCl.	Stor...75-1188
17.20	$\text{Pt}^{\text{III}} + \text{Fe}^{\text{II}}$ (et)	$(2.5 \pm 0.4) \times 10^6$	0.5 (HCl)	ca. 25	0.3	pr	Measured in the presence of 0.5 mol dm ⁻³ HCl.	Stor...75-1188
17.21	Pt^{III} from $\text{Pt}(\text{en})_2^{2+} + \text{OH}$ $(\text{Pt}^{\text{III}})^{\text{I}} \rightarrow (\text{Pt}^{\text{III}})^{\text{II}} + \text{H}^+$	$(2.5 \pm 0.2) \times 10^5 \text{ s}^{-1}$ $(2.4 \pm 0.3) \times 10^5 \text{ s}^{-1}$	-	RT	4.0-7.0	pr	-	Brod...76-1093
17.22	$(\text{Pt}^{\text{III}})^{\text{I}} + \text{OH}^- \rightarrow (\text{Pt}^{\text{III}})^{\text{II}} + \text{H}_2\text{O}$	$(3.1 \pm 0.5) \times 10^{10}$	-	RT	7.0-9.6	pr	-	Brod...76-1093
17.23	$(\text{Pt}^{\text{III}})^{\text{I}} + \text{H}^+ \rightarrow (\text{Pt}^{\text{III}})^{\text{II}}$	$(4.2 \pm 0.9) \times 10^9$	-	RT	4.0-7.0	pr	-	Brod...76-1093
17.24	$(\text{Pt}^{\text{III}})^{\text{II}} + (\text{Pt}^{\text{III}})^{\text{II}}$ (dis?)	$(1.5 \pm 0.4) \times 10^6$ $(4.3 \pm 2.8) \times 10^6$	-	RT	2.9-8.5 4.0-9.1	pr f.ph.	Measured in the presence of (0-2) x 10 ⁻³ mol dm ⁻³ Cl ⁻ . Measured in the presence of (0-1) x 10 ⁻³ mol dm ⁻³ Cl ⁻ . Unclear whether these rate constants refer to k or $2k$.	Brod...76-1093 Brod...76-1093
17.25	$(\text{Pt}^{\text{III}})^{\text{II}} + \text{Cu}^{\text{II}}$	$< 10^4$	-	RT	6.3-6.6	pr	-	Brod...76-1093
17.26	$(\text{Pt}^{\text{III}})^{\text{II}} + \text{Fe}(\text{CN})_6^{4-}$ (et)	$(2.3 \pm 0.2) \times 10^6$	-	RT	6.3-6.6	pr	-	Brod...76-1093
17.27	$(\text{Pt}^{\text{III}})^{\text{II}} + \text{O}_2$	$< 10^5$	-	RT	6.3-6.6	pr	-	Brod...76-1093
17.28	$(\text{Pt}^{\text{III}})^{\text{III}} \rightarrow (\text{Pt}^{\text{III}})^{\text{I}} + \text{H}^+$	$(6.6 \pm 1.8) \times 10^2$ or $\text{p}K_{\text{a}} = 6.8 \pm 0.2$	-	RT	2.8-4.3	pr	<i>Cf.</i> entry 17.23	Brod...76-1093
17.29	$(\text{Pt}^{\text{III}})^{\text{III}} \rightarrow ?$	$28 \pm 6 \text{ s}^{-1}$	-	RT	2.8-4.3	pr	Reaction may be second order.	Brod...76-1093
17.30	$(\text{Pt}^{\text{III}})^{\text{II}} + \text{Cl}^- \rightarrow (\text{Pt}^{\text{III}})^{\text{IV}}$	$(1.11 \pm 0.09) \times 10^9$	-	RT	3-4.5.1	pr	-	Brod...76-1093
17.31	$(\text{Pt}^{\text{III}})^{\text{IV}} + \text{Cu}^{\text{II}}$ (et?)	$(2.7 \pm 1.0) \times 10^5$ $(3.2 \pm 1.1) \times 10^5$	-	RT	2.1 2.0	pr f.ph.	Measured in the presence of 5 x 10 ⁻⁶ mol dm ⁻³ Cl ⁻ . Measured in the presence of 0-0.5 mol dm ⁻³ 2-methyl-2-propanol. Mechanism of reaction may be complex as the rate constants were appreciably higher (25-50%) at the lower [Cu ^{II}] employed.	Brod...76-1093
17.32	$(\text{Pt}^{\text{III}})^{\text{IV}} + (\text{Pt}^{\text{III}})^{\text{IV}}$ (dis?)	' k ' = $(5.7 \pm 1.0) \times 10^7$	-	RT	3.4	pr	Measured in the presence of 10 ⁻⁵ mol dm ⁻³ Cl ⁻ . Rate constant calculated taking $\epsilon_{260}(\text{Pt}^{\text{III}})^{\text{IV}} = 9070 \text{ dm}^3 \text{mol}^{-1} \text{cm}^{-1}$.	Brod...76-1093

TABLE 17. Platinum(I) and platinum(III) reactions — Continued

No.	Reaction	$k/\text{dm}^3 \text{mol}^{-1} \text{s}^{-1}$ ^a	I	$t/^\circ\text{C}$	pH	Method	Comments	Ref.
17.32 Cont.		$k' = (4.9 \pm 1.9) \times 10^7$	—	RT	2.0	f.ph.	Measured in the presence of (0–1) $\times 10^{-5} \text{mol dm}^{-3} \text{Cl}^-$ and 0–0.5 mol dm^{-3} 2-methyl-2-propanol. Rate constant calculated taking $\epsilon_{280}(\text{Pt}^{\text{III}})^{\text{IV}} = 9490 \text{dm}^3 \text{mol}^{-1} \text{cm}^{-1}$. Unclear whether these rate constants refer to k or $2k$.	Brod...76–1093
17.33	Pt^{III} from $\text{trans-Pt}(\text{en})_2\text{Cl}_2^{2+} + e_{\text{aq}}^-$ or $\text{CH}_3\text{COHCH}_3$ $\text{Pt}^{\text{III}} + \text{Pt}^{\text{III}}$ (dis)	$2k = (5.8 \pm 1.0) \times 10^7$	—	ca. 25	—	pr	Measured in the presence of 2.6 mol dm^{-3} 2-propanol.	Stor...75–1188
17.34	Pt^{III} from $\text{trans-Pt}(\text{en})_2\text{Cl}_2^{2+} + \text{H}$ $\text{Pt}^{\text{III}} + \text{Pt}^{\text{III}}$ (dis)	$2k = (8.8 \pm 1.0) \times 10^7$	—	ca. 25	2	pr	Measured in the presence of 0.11–2 mol dm^{-3} 2-methyl-2-propanol.	Stor...75–1188
17.35	Pt^{III} from $\text{trans-Pt}(\text{en})_2\text{Cl}_2^{2+} + \cdot\text{CH}_2\text{OH}$ $\text{Pt}^{\text{III}} + \text{Pt}^{\text{III}}$ (dis)	$2k = (1.04 \pm 0.38) \times 10^8$	—	ca. 25	—	pr	Measured in the presence of 2–4 mol dm^{-3} methanol.	Stor...75–1188
17.36	Pt^{III} from $\text{Pt}(\text{dien})\text{Cl}^+ + \text{Cl}_2^-$ $\text{Pt}^{\text{III}} + \text{Cu}^{\text{II}}$ (et)	$(3.2 \pm 0.7) \times 10^8$	—	ca. 25	0.3	pr	Measured in the presence of 0.5 mol dm^{-3} HCl.	Stor...75–1188
17.37	$\text{Pt}^{\text{III}} + \text{Pt}^{\text{III}}$ (dis)	$2k = (6.8 \pm 1.6) \times 10^8$	—	ca. 25	0.3	pr	Measured in the presence of 0.5 mol dm^{-3} HCl.	Stor...75–1188
17.38	Pt^{III} from $\text{Pt}(\text{dien})\text{Cl}^+ + \text{OH}$ $(\text{Pt}^{\text{III}})^{\text{I}} \rightarrow (\text{Pt}^{\text{III}})^{\text{II}}$	$(4.8 \pm 0.8) \times 10^8$	—	RT	nat	pr	Rate constant for initial decay of Pt^{III} transient. This process is followed by (i) an intermediate process exhibiting mixed order kinetics, and (ii) a slow second order decay with $2k = (7.6 \pm 0.6) \times 10^4 \text{dm}^3 \text{mol}^{-1} \text{s}^{-1}$.	Brod...76–1093
17.39	Pt^{III} from $\text{PtLCl}^+ + \text{Cl}_2^-$ ($L = \text{tetraethyldiethylenetriamine}$). $\text{Pt}^{\text{III}} + \text{Cu}^{\text{II}}$	$(1.5 \pm 0.4) \times 10^7$	—	ca. 25	0.3	pr	Measured in the presence of 0.5 mol dm^{-3} HCl.	Stor...75–1188
17.40	$\text{Pt}^{\text{III}} + \text{Pt}^{\text{III}}$	$2k = \text{ca. } 8 \times 10^8$	—	ca. 25	0.3	pr	Measured in the presence of 0.5 mol dm^{-3} HCl.	Stor...75–1188
17.41	Pt^{III} from $\text{PtLCl}^+ + \text{OH}$ ($L = \text{tetraethyldiethylenetriamine}$). $(\text{Pt}^{\text{III}})^{\text{I}} \rightarrow (\text{Pt}^{\text{III}})^{\text{II}}$	$1.8 \pm 0.6 \text{ s}^{-1}$	—	ca. 25	nat	pr	—	Brod...76–1093

^aIf the data source gives no errors none are shown here but they should be assumed to be at least $\pm 25\%$ (or $\pm 50\%$ for $2k$).

TABLE 18. Rhodium(II) reactions

No.	Reaction	$k/\text{dm}^3 \text{ mol}^{-1} \text{ s}^{-1}$ ^a	I	$t/^\circ\text{C}$	pH	Method	Comments	Ref.
<i>Rh(NH₃)₄²⁺ and related complexes</i>								
18.1	$\text{Rh}(\text{NH}_3)_4^{2+} + \text{H}_2\text{O} \rightarrow \text{Rh}(\text{NH}_3)_3\text{H}_2\text{O}^{2+} + \text{NH}_3$	$3.5 \times 10^3 \text{ s}^{-1}$	-	RT	4.0	pr	Rate constant measured by change in conductivity resulting from $\text{NH}_3 + \text{H}^+ \rightarrow \text{NH}_4^+$. Solutions contained also 0.5 mol dm^{-3} 2-methyl-2-propanol.	Lili..75-1128
18.2	$\text{Rh}(\text{NH}_3)_3\text{H}_2\text{O}^{2+} + \text{H}_2\text{O} \rightarrow \text{Rh}(\text{NH}_3)_2(\text{H}_2\text{O})_2^{2+} + \text{NH}_3$	40 s^{-1}	-	RT	4.0	pr	Rate constant measured by change in conductivity resulting from $\text{NH}_3 + \text{H}^+ \rightarrow \text{NH}_4^+$. Solutions contained also 0.5 mol dm^{-3} 2-methyl-2-propanol.	Lili..75-1128
18.3	$\text{Rh}(\text{NH}_3)_4^{2+} + \text{O}_2 \rightarrow \text{O}_2\text{Rh}(\text{NH}_3)_4^{2+}$	3.1×10^6	-	RT	4.0	pr	Product characterised by conductivity measurements. Measured in the presence of 0.5 mol dm^{-3} 2-methyl-2-propanol.	Lili..75-1128
18.4	$\text{Rh}(\text{NH}_3)_4^{2+} + \text{Rh}(\text{NH}_3)_4^{2+} (\text{dis?})$	$2k = \text{ca. } 1.2 \times 10^7$	-	RT	4.0	pr	Estimated from dependence of chain length in the $\text{Rh}(\text{NH}_3)_4^{2+} + \text{Rh}(\text{NH}_3)_4\text{Br}_2^+$ reaction on dose rate.	Lili..75-1128
18.5	$\text{Rh}(\text{NH}_3)_4^{2+} + \text{Rh}(\text{NH}_3)_4\text{Br}_2^+ \rightarrow \text{Rh}(\text{NH}_3)_4^{3+} + \text{Rh}(\text{NH}_3)_4\text{Br}_2$	$\text{ca. } 1.4 \times 10^6$	-	RT	4.0	pr	Estimated from initial conductivity change. Measured in the presence of 0.5 mol dm^{-3} 2-methyl-2-propanol. Products inferred from chain reaction which ensues.	Lili..75-1128

^aIf the data source gives no errors none are shown here but they should be assumed to be at least $\pm 25\%$ (or $\pm 50\%$ for $2k$).

TABLE 19. Ruthenium(I), (II), (III) and (IV) reactions

No.	Reaction	$k/\text{dm}^3 \text{ mol}^{-1} \text{ s}^{-1}$ ^a	I	$t/^\circ\text{C}$	pH	Method	Comments	Ref.
	<i>Ru^I</i>							
19.1	$\text{Ru}(\text{NH}_3)_5\text{N}_2^+ + \text{Ru}(\text{NH}_3)_5\text{N}_2^+ \text{ (dis)}$	$2k = 2.7 \times 10^9$	$< 6 \times 10^{-4}$	20 ± 2	nat	pr	Deposit of metallic ruthenium and molecular nitrogen ($G(\text{N}_2) = 1.25$) formed as stable products. Immediate products of reaction unknown.	Baxe.71-0234
	<i>Ru^{II}</i>							
19.2	$\text{Ru}(\text{NH}_3)_5\text{Cl}^+ + \text{H}_2\text{O} \rightarrow \text{Ru}(\text{NH}_3)_5\text{H}_2\text{O}^{2+} + \text{Cl}^-$	$4.7 \pm 0.4 \text{ s}^{-1}$	-	20	nat	pr	Product characterised by its absorption spectrum.	Baxe..70-0178
19.3	$\text{Ru}(\text{NH}_3)_5\text{H}_2\text{O}^{2+} + \text{Ru}(\text{NH}_3)_5\text{Cl}^{2+} \rightarrow \text{Ru}(\text{NH}_3)_5\text{Cl}^+ + \text{Ru}(\text{NH}_3)_5\text{H}_2\text{O}^{3+}$	1.0×10^3	3×10^{-4}	20	nat	pr	Products inferred from fact that radiation brings about complete aquation of $\text{Ru}(\text{NH}_3)_5\text{Cl}^{2+}$.	Baxe..70-0178
19.4	$\text{Ru}(\text{NH}_3)_5\text{NO}^{2+} + \text{O}_2$ (et or af)	7.6×10^6	-	RT	-	pr	-	Armo.75-1049
19.5	$\text{Ru}(\text{NH}_3)_5\text{NO}^{2+} + \text{H}_2\text{CC}(\text{CH}_3)_2\text{OH} \rightarrow \text{Ru}(\text{NH}_3)_5\text{NO} \cdot \text{CH}_2\text{C}(\text{CH}_3)_2\text{OH}^{2+}$	3.7×10^9	-	RT	1.0-10.3	pr	Measured in the presence of 0.1 - 2.0 mol dm ⁻³ 2-methyl-2-propanol. Product characterised by elemental microanalysis, ion exchange chromatography, and uv-visible, ir and nmr spectroscopy.	Armo..75-1077
19.6	$\text{Ru}(\text{NH}_3)_5\text{NO}^{2+} + \text{O}_2\text{CH}_2\text{C}(\text{CH}_3)_2\text{OH}$ (af or et)	3×10^9	-	RT	nat	pr	Measured in the presence of 1 mol dm ⁻³ 2-methyl-2-propanol.	Armo..75-1077
	<i>Ru^{III}</i>							
19.7	$\text{Ru}(\text{NH}_3)_5\text{N}_2^{3+} + \text{H}_2\text{O} \rightarrow \text{Ru}(\text{NH}_3)_5\text{OH}^{2+} + \text{H}^+ + \text{N}_2$	$250 \pm 20 \text{ s}^{-1}$	-	20 ± 2	nat	pr	Measured from decay of $\text{Ru}(\text{NH}_3)_5\text{N}_2^{3+}$ absorption.	Baxe.71-0234
		$270 \pm 20 \text{ s}^{-1}$	-	20 ± 2	nat	pr	Measured from the formation of $\text{Ru}(\text{NH}_3)_5\text{OH}^{2+}$. Ru product characterised by its absorption spectrum $G(\text{N}_2) = 9.7$ ($\equiv 2 G e_{\text{aq}}^- + G_{\text{OH}}$) measured in γ -radiolysis experiments with N_2O saturated solutions.	Baxe.71-0234

TABLE 19. Ruthenium(I), (II), (III) and (IV) reactions — Continued

No.	Reaction	$k/\text{dm}^3 \text{ mol}^{-1} \text{ s}^{-1}$ ^a	I	$t/^\circ\text{C}$	pH	Method	Comments	Ref.
	<i>Ru^{IV}</i> (The precise nature of these complexes is uncertain; all were formed by OH oxidation of the corresponding <i>Ru^{III}</i> complex).							
19.8	$\text{Ru}(\text{NH}_3)_6^{4+} + \text{Ru}(\text{NH}_3)_6^{4+} (\text{dis})$	4.5×10^9	3×10^{-3}	20	nat	pr	Unclear whether rate constant refers to k or $2k$. A product of this reaction (possibly $\text{Ru}(\text{NH}_3)_6^{5+}$) decays by a first order process with $k = 0.75 \text{ s}^{-1}$. Further, slower reactions ensue before the formation of the stable products, and these presumably are due to aquation and hydrolysis reactions.	Baxe..70-0178
19.9	$\text{Ru}(\text{NH}_3)_5\text{Cl}^{3+} \rightarrow$ products	$2.5 \times 10^5 \text{ s}^{-1}$	3×10^{-3}	20	nat	pr	The product of this reaction undergoes two further unimolecular reactions with rate constants of 44 and 0.45 s^{-1} . These are probably associated with aquation and hydrolysis reactions.	Baxe..70-0178

^aIf the data source gives no errors none are shown here but they should be assumed to be at least $\pm 25\%$ (or $\pm 50\%$ for $2k$).

TABLE 20. Samarium(II) reactions

No.	Reaction	$k/\text{dm}^3 \text{ mol}^{-1} \text{ s}^{-1}$ ^a	I	$t/^\circ\text{C}$	pH	Method	Comments	Ref.
20.1	$\text{Sm}^{2+}_{\text{aq}} + \text{BrO}_3^-$ (et)	7.1×10^6 $(7.0 \pm 0.5) \times 10^7$	0.015 0.0375	RT RT	nat 6	pr pr	- -	Fara.72-0065 Pika..73-1084
20.2	$\text{Sm}^{2+} + \text{Co(en)}_3^{3+}$	$< 1 \times 10^6$	0.06- 1.0	RT	6	pr	-	Fara.73-0107
20.3	$\text{Sm}^{2+} + \text{Co}(\text{NH}_3)_5\text{Br}^{2+}$ (et)	3.5×10^7 1.6×10^8	0.06 1.0 (NaClO_4)	RT RT	6 6	pr pr	- -	Fara.73-0107 Fara.73-0107
20.4	$\text{Sm}^{2+} + \text{Co}(\text{NH}_3)_5\text{Cl}^{2+}$ (et)	2.5×10^6 3.8×10^7 1.7×10^8 2.3×10^8	1.0 0.06 1.0 1.0 (NaCl)	RT RT RT RT	6 6 6 6	pr pr pr pr	- - - -	Fara.73-0107 Fara.73-0107 Fara.73-0107 Fara.73-0107
20.5	$\text{Sm}^{2+} + \text{Co}(\text{NH}_3)_5\text{CN}^{2+}$	$< 3.0 \times 10^6$	0.06	RT	6	pr	-	Fara.73-0107
20.6	$\text{Sm}^{2+} + \text{Co}(\text{NH}_3)_5\text{F}^{2+}$ (et)	2.5×10^7 1.1×10^8 1.8×10^8	0.06 1.0 1.0 (NaClO_4) (NaCl)	RT RT RT	6 6 6	pr pr pr	- - -	Fara.73-0107 Fara.73-0107 Fara.73-0107
20.7	$\text{Sm}^{2+} + \text{Co}(\text{NH}_3)_5\text{H}_2\text{O}^{3+}$ (et)	6.0×10^6 8.8×10^6 2.6×10^7	0.3 1.0 1.0 (NaClO_4) (NaCl)	RT RT RT	- - -	pr pr pr	- - -	Fara.73-0107 Fara.73-0107 Fara.73-0107
20.8	$\text{Sm}^{2+} + \text{Co}(\text{NH}_3)_5\text{I}^{2+}$ (et)	5.8×10^7	0.06	RT	6	pr	-	Fara.73-0107
20.9	$\text{Sm}^{2+} + \text{Co}(\text{NH}_3)_5\text{N}_3^{2+}$ (et)	7.8×10^7 2.5×10^8	0.06 0.5 (NaClO_4)	RT RT	6 6	pr pr	- -	Fara.73-0107 Fara.73-0107
20.10	$\text{Sm}^{2+} + \text{Co}(\text{NH}_3)_5\text{NCS}^{2+}$	$< 1.0 \times 10^6$ $< 1.0 \times 10^6$	0.06 0.5 (NaClO_4)	RT RT	6 6	pr pr	- -	Fara.73-0107 Fara.73-0107
20.11	$\text{Sm}^{2+} + \text{Co}(\text{NH}_3)_6^{3+}$ (et)	$< 1.0 \times 10^6$ 5.0×10^8	0.06 1.0 (NaCl)	RT RT	6 6	pr pr	- -	Fara.73-0107 Fara.73-0107
20.12	$\text{Sm}^{2+} + \text{Co}(\text{NH}_3)_5\text{OH}^{2+}$ (et)	1.5×10^7 5.0×10^7 5.0×10^7	0.3 1.0 1.0 (NaClO_4) (NaCl)	RT RT RT	- - -	pr pr pr	- - -	Fara.73-0107 Fara.73-0107 Fara.73-0107
20.13	$\text{Sm}^{2+} + \text{CrO}_4^{2-}$ (et)	$(4.0 \pm 0.5) \times 10^6$	0.375	RT	6	pr	-	Pika..73-1084
20.14	$\text{Sm}^{2+} + \text{Cu}^{2+}$ (et)	8.3×10^7	0.015	RT	nat	pr	-	Fara.72-0065
20.15	$\text{Sm}^{2+} + \text{H}_2\text{O}_2$ (et)	3.5×10^7 $(6.7 \pm 0.3) \times 10^7$	0.015 0.375	RT RT	nat 6	pr pr	- -	Fara.72-0065 Pika..73-1084
20.16	$\text{Sm}^{2+} + \text{Eu}^{3+}$ (et)	7.5×10^6	0.015	RT	nat	pr	-	Fara.72-0065
20.17	$\text{Sm}^{2+} + \text{IO}_3^-$ (et)	4.9×10^7	0.015	RT	nat	pr	-	Fara.72-0065
20.18	$\text{Sm}^{2+} + \text{MnO}_4^-$ (et)	$(4.7 \pm 0.5) \times 10^6$ 6.5×10^8	0.375 0.015	RT RT	6 nat	pr pr	- -	Pika..73-1084 Fara.72-0065
20.19	$\text{Sm}^{2+} + \text{NO}_2^-$ (et)	1.1×10^9 $(1.3 \pm 0.2) \times 10^9$	$\rightarrow 0$ 0.375	RT RT	nat 6	pr pr	- -	Fara.72-0065 Pika..73-1084
20.20	$\text{Sm}^{2+} + \text{NO}_3^-$ (et)	$(1.5 \pm 0.2) \times 10^6$ 2.0×10^6	0.375 0.015	RT RT	6 nat	pr pr	- -	Pika..73-1084 Fara.72-0065
20.21	$\text{Sm}^{2+} + \text{N}_2\text{O}$ (et?)	2.0×10^6	0.015	RT	nat	pr	-	Fara.72-0065

TABLE 20. Samarium(II) reactions — Continued

No.	Reaction	$k/\text{dm}^3 \text{mol}^{-1} \text{s}^{-1}$ ^a	I	$t/^\circ\text{C}$	pH	Method	Comments	Ref.
20.22	$\text{Sm}^{2+} + \text{O}_2$ (af or et)	3.9×10^8	0.015	RT	nat	pr	-	Fara.72-0065
		$(4.2 \pm 0.5) \times 10^8$	0.375	RT	3-6	pr	-	Pika.73-1084
20.23	$\text{Sm}^{2+} + \text{OH}$ (et)	6×10^9	-	RT	nat	pr	-	Fara.72-0065
		$(6.2 \pm 0.8) \times 10^9$	0.375	RT	3-6	pr	-	Pika.73-1084
20.24	$\text{Sm}^{2+} + \text{Ru}(\text{NH}_3)_5\text{Br}^{2+}$ (et)	1.5×10^8	0.06	RT	6	pr	-	Fara.73-0107
20.25	$\text{Sm}^{2+} + \text{Ru}(\text{NH}_3)_5\text{Cl}^{2+}$ (et)	1.5×10^8	0.06	RT	6	pr	-	Fara.73-0107
		4.3×10^8	1.0 (NaClO_4)	RT	6	pr	-	Fara.73-0107
		6.5×10^8	1.0 (NaCl)	RT	6	pr	-	Fara.73-0107
20.26	$\text{Sm}^{2+} + \text{Ru}(\text{NH}_3)_5\text{H}_2\text{O}^{3+}$ (et)	6.5×10^7	0.3	RT	2	pr	-	Fara.73-0107
		1.8×10^8	1.0 (NaClO_4)	RT	2	pr	-	Fara.73-0107
		1.3×10^9	1.0 (NaCl)	RT	2	pr	-	Fara.73-0107
20.27	$\text{Sm}^{2+} + \text{Ru}(\text{NH}_3)_5\text{I}^{2+}$ (et)	<i>ca.</i> 10^8	0.06	RT	6	pr	-	Fara.73-0107
20.28	$\text{Sm}^{2+} + \text{Ru}(\text{NH}_3)_5\text{OH}^{2+}$ (et)	4.0×10^7	0.06	RT	6	pr	-	Fara.73-0107
		2.2×10^8	1.0 (NaClO_4)	RT	6	pr	-	Fara.73-0107
		6.0×10^8	1.0 (NaCl)	RT	6	pr	-	Fara.73-0107
20.29	$\text{Sm}^{2+} + \text{Ru}(\text{NH}_3)_6^{3+}$ (et)	2.5×10^7	0.06	RT	6	pr	-	Fara.73-0107
		2.0×10^8	1.0 (NaClO_4)	RT	6	pr	-	Fara.73-0107
		8.0×10^8	1.0 (NaCl)	RT	6	pr	-	Fara.73-0107
20.30	$\text{Sm}^{2+} + \text{Yb}^{3+}$ (et)	3.0×10^6	0.015	RT	nat	pr	-	Fara.72-0065

^aIf the data source gives no errors none are shown here but they should be assumed to be at least $\pm 25\%$ (or $\pm 50\%$ for $2k$).

TABLE 21. Thallium(0) and (II) reactions

No.	Reaction	$k/\text{dm}^3 \text{ mol}^{-1} \text{ s}^{-1}$ ^a	I	$t/^\circ\text{C}$	pH	Method	Comments	Ref.
	<i>Tl(0)</i>							
	<i>Tl₂⁰</i>							
21.1	$\text{Tl}^0 + \text{H}_2\text{O}_2 \rightarrow \text{Tl}^+ + \text{OH} + \text{OH}^-$	5×10^9	-	RT	0.1,5.2	γ	Rate constant and products deduced from H_2O_2 and H_2 yields in γ -irradiated Tl^I solutions.	Fara..71-0036
21.2	$\text{Tl}^0 + \text{HO}_2 \rightarrow \text{Tl}^+ + \text{HO}_2^-$	1.3×10^{10}	-	RT	nat	pr	-	Fara..71-0036
		$< 10^7$	-	RT	0.1,5.2	γ	Rate constant and products deduced from H_2O_2 and H_2 yields in γ -irradiated Tl^I solutions.	Fara..71-0036
21.3	$\text{Tl}^0 + \text{O}_2 \rightarrow \text{Tl}^+ + \text{O}_2^-$	$(1.0 \pm 0.2) \times 10^7$	-	RT	nat	pr	-	Fara..71-0036
21.4	$\text{Tl}^0 + \text{O}_2^- \rightarrow \text{Tl}^+ + \text{O}_2^{2-}$	1.4×10^9	-	RT	5.2	γ	Rate constant and products deduced from H_2O_2 and H_2 yields in γ -irradiated Tl^I solutions.	Fara..71-0036
21.5	$\text{Tl}^0 + \text{Tl}^+ \rightleftharpoons \text{Tl}_2^+$	$K = 2.3 \times 10^3 \text{ M}^{-1}$ $k_t > 10^{10}$	-	RT	6.5	pr	Measured from the effect of $[\text{Tl}^+]$ on the absorption due to Tl_2^+ .	Cerc..66-0097
			-	RT	6.5	pr		
21.6	$\text{Tl}^0 + \text{Tl}^{II} \rightarrow \text{Tl}^+ + \text{Tl}^I$	$(4.5 \pm 1) \times 10^9$	-	RT	nat	pr	Products deduced from H_2O_2 and H_2 yields in γ -irradiated Tl^I solutions. No account taken of the hydrolysis of Tl^{2+} (see entry 21.19). No account taken of competing reaction $\text{Tl}_2^+ + \text{Tl}^{II}$ (see entry 21.12).	Fara..71-0036
21.7	$\text{Tl}^0 (?) + 1,4\text{-benzo-quinone} \rightarrow \text{Tl}^+ + (1,4\text{-benzo-quinone})^-$	2.8×10^9	-	ca. 25	7.0	pr	Semiquinone product identified by its absorption spectrum.	Rao.75-1032
21.8	$\text{Tl}_2^+ + \text{H}_2\text{O}_2 \rightarrow 2\text{Tl}^+ + \text{OH} + \text{OH}^-$	$(7 \pm 2) \times 10^9$	-	RT	nat	pr	Products deduced from H_2O_2 and H_2 yields in γ -irradiated Tl^I solutions.	Fara..71-0036
21.9	$\text{Tl}_2^+ + \text{N}_2\text{O}$ (O at or et)	$(1.4 \pm 0.2) \times 10^7$	-	25	nat	pr	γ -radiolysis studies indicate that N_2 is one of the products of this reaction.	Sell72-0844
21.10	$\text{Tl}_2^+ + \text{O}_2 \rightarrow 2\text{Tl}^+ + \text{O}_2^-$	$(1.0 \pm 0.2) \times 10^7$ 1.2×10^7	-	RT	nat	pr	-	Fara..71-0036
			-	RT	0.1,5.2	γ	Rate constant and products deduced from H_2O_2 and H_2 yields in γ -irradiated Tl^I solutions.	Fara..71-0036
21.11	$\text{Tl}_2^+ \rightleftharpoons \text{Tl}^0 + \text{Tl}^+$	see entry 21.5						
21.12	$\text{Tl}_2^+ + \text{Tl}^{II} \rightarrow 3\text{Tl}^+$	$(4.4 \pm 0.9) \times 10^9$ $(4.5 \pm 1) \times 10^9$	$\rightarrow 0$ 0.0006	RT	nat	pr	Products deduced from H_2O_2 and H_2 yields in γ -irradiated Tl^I solutions.	Cerc..66-0097
		$(7.5 \pm 1) \times 10^9$	0.015	RT	nat	pr	No account taken of the hydrolysis of Tl^+ (see entry 21.19).	Fara..71-0036

TABLE 21. Thallium(0) and (II) reactions — Continued

No.	Reaction	$k/\text{dm}^3 \text{ mol}^{-1} \text{ s}^{-1}$ ^a	I	$t/^\circ\text{C}$	pH	Method	Comments	Ref.
21.13	$\text{Tl}_2^+ + 1,4\text{-dicyano-}$ $\text{benzene} \rightarrow 2\text{Tl}^+ +$ $(1,4\text{-dicyanobenzene})^-$	2.7×10^9	-	RT		pr	Organic product characterised by its absorption spectrum.	Robi.73-0121
<i>Tl^{II} (Rate constants from pulse radiolysis and flash photolysis experiments only).</i>								
<i>Tl_{aq}²⁺ and TlOH⁺</i>								
21.14	$\text{Tl}^{2+} + \text{Co}^{2+} \rightleftharpoons$ $\text{Tl}^+ + \text{Co}^{3+}$	$k_f = (6.2 \pm 0.5) \times 10^9$	0.75	25	0.6	f.ph.	Evidence for products and equilibrium from conventional kinetic studies.	Falc..74-7625
21.15	$\text{Tl}^{2+} + \text{Co}^{3+} \rightarrow$ $\text{Tl}^{3+} + \text{Co}^{2+}$	$(9.5 \pm 0.5) \times 10^6$	0.55	22 ± 2	0.3	f.ph.	Evidence for products from conventional kinetic studies.	Falc..75-7093
21.16	$\text{Tl}^{2+} + \text{Fe}^{2+} \rightarrow$ $\text{Tl}^+ + \text{Fe}^{3+}$	$(2.42 \pm 0.1) \times 10^6$	0.30	14.7	0.6	f.ph.	Evidence for products from conventional kinetic studies.	Falc..75-7093
		$(2.50 \pm 0.1) \times 10^6$	0.30	18.3	0.6	f.ph.		Falc..75-7093
		$(2.53 \pm 0.1) \times 10^6$	0.30	20.7	0.6	f.ph.		Falc..75-7093
		$(2.60 \pm 0.1) \times 10^6$	0.30	24.8	0.6	f.ph.		Falc..75-7093
		$(2.70 \pm 0.1) \times 10^6$	0.30	29.0	0.6	f.ph.		Falc..75-7093
		$(2.73 \pm 0.1) \times 10^6$	0.30	33.9	0.6	f.ph.		Falc..75-7093
		$(2.81 \pm 0.1) \times 10^6$	0.30	36.0	0.6	f.ph.		Falc..75-7093
		$(2.91 \pm 0.1) \times 10^6$	0.30	39.6	0.6	f.ph.		Falc..75-7093
		$E_a = 48 \pm 2 \text{ kJ mol}^{-1}$	0.30	14-40	0.6	f.ph.		Falc..75-7093
		$(6.7 \pm 0.7) \times 10^6$	1	23	0	pr		Schw...74-1017
			(HClO ₄)					
21.17	$\text{Tl}^{2+} + \text{Fe}^{3+} \rightleftharpoons$ $\text{Tl}^{3+} + \text{Fe}^{2+}$	$(1.1 \pm 0.15) \times 10^6$	0.30	25	0.6	f.ph.	Evidence for products and equilibrium from conventional kinetic studies.	Falc..74-7625
21.18	$\text{Tl}^{2+} + \text{HO}_2 \rightarrow$ $\text{Tl}^+ + \text{H}^+ + \text{O}_2$	$(2.5 \pm 1) \times 10^9$	-	RT	1	pr	Estimated from initial decay of Tl ^{II} in aerated solutions.	Cerc..66-0097
21.19	$\text{Tl}^{2+} + \text{H}_2\text{O} \rightleftharpoons$ $\text{TlOH}^+ + \text{H}^+$	$pK = 4.6 \pm 0.2$ $k_f = 3.5 \times 10^6 \text{ s}^{-1}$ $k_r = (1.4 \pm 0.5) \times 10^{10}$	var var var	21 21 21	2-7 2-7 2-7	pr pr pr	Evidence for equilibrium from optical and conductivity measurements.	O'Ne.75-1130
21.20	$\text{Tl}^{2+} + \text{H}_2\text{O}_2 \rightarrow$ $\text{Tl}^+ + \text{HO}_2 + \text{H}^+$	$(2.8 \pm 0.8) \times 10^7$	-	RT	1	pr	Evidence for products from H ₂ O ₂ and H ₂ yields in γ -irradiated Tl ^I solutions. (see ref. 71-0036).	Cerc..66-0097
21.21	$\text{Tl}^{2+} + \text{Mn}^{2+} \rightarrow$ $\text{Tl}^+ + \text{Mn}^{3+}$	$(1.9 \pm 0.2) \times 10^4$	0.75	22 ± 3	0.3	f.ph.	Evidence for products from conventional kinetic studies etc. (see ref. 75-7093).	Falc..75-7093
21.22	$\text{Tl}^{II} + \text{O}_2^- \rightarrow$ $\text{Tl}^I + \text{O}_2$	2×10^{10}	-	RT	5.2	γ	Rate constant and products deduced from H ₂ O ₂ and H ₂ yields in γ -irradiated Tl ^I solutions. No account taken of hydrolysis of Tl ²⁺ (see entry 21.19).	Fara..71-0036
21.23	$\text{Tl}^{II} + \text{Tl}^0$	see entry 21.6						
21.24	$\text{Tl}^{II} + \text{Tl}_2^+$	see entry 21.12						

TABLE 21. Thallium(0) and (II) reactions — Continued

No.	Reaction	$k/\text{dm}^3 \text{ mol}^{-1} \text{ s}^{-1}$ ^a	I	$t/^\circ\text{C}$	pH	Method	Comments	Ref.
21.25	$\text{Tl}^{2+} + \text{Tl}^{2+}$ (dis)	$2k = (3.8 \pm 0.6) \times 10^8$	1 (HClO_4)	23	0	pr	Measured from decay of Tl^{2+} monitored at 280 nm. Value of ϵ_{280} used to calculate rate constant not given, but is <i>ca.</i> $3200 \text{ dm}^3 \text{ mol}^{-1} \text{ cm}^{-1}$.	Schw...74-1017
		$2k = (5.2 \pm 0.5) \times 10^8$	0.25	25	1	f.ph.	Measured from decay of Tl^{2+} monitored at 270 nm. Rate constant calculated taking $\epsilon_{270} = 5500 \text{ dm}^3 \text{ mol}^{-1} \text{ cm}^{-1}$. This value was obtained by interpolation from the measured spectrum of Tl^{2+} and the value of $\epsilon_{260} = 5400 \text{ dm}^3 \text{ mol}^{-1} \text{ cm}^{-1}$ measured by Cercek <i>et al</i> (ref. 66-0097). Note however that this latter value was measured in solutions at pH <i>ca.</i> 6.5 and refers therefore to TlOH^+ (see entry 21.19).	Falc..74-7625
		$2k = (5.5 \pm 0.5) \times 10^8$	0.25	25	0.6	f.ph.		
		$2k = (9.2 \pm 0.9) \times 10^8$	0.50	25	0.6	f.ph.		
		$2k = (1.3 \pm 0.1) \times 10^9$	1.0	25	0.6	f.ph.		
		$2k = (1.2 \pm 0.1) \times 10^9$	1.0	25	0.3	f.ph.		
		$2k = (1.3 \pm 0.1) \times 10^9$	1.0	25	0	f.ph.		
		$E_a = 7.9 \pm 1.5 \text{ kJ mol}^{-1}$	-	15-45	-	f.ph.		
		$2k/\epsilon_{270} = (6.1 \pm 0.6) \times 10^4 \text{ cm s}^{-1}$	1 (HClO_4)	25 ± 2	0	f.ph.	Measured in the presence of $5 \times 10^{-3} \text{ mol dm}^{-3} \text{ Tl}^{\text{III}}$ and $1 \times 10^{-4} \text{ mol dm}^{-3} \text{ Tl}^{\text{I}}$.	Burc.70-7309
		$2k/\epsilon_{270} = (1.3 \pm 0.2) \times 10^5 \text{ cm s}^{-1}$	1 (HClO_4)	25 ± 2	0	f.ph.	Measured in the presence of $5 \times 10^{-3} \text{ mol dm}^{-3} \text{ Tl}^{\text{III}}$ and $5 \times 10^{-2} \text{ mol dm}^{-3}$ 2-propanol.	Burc.70-7309
21.26	$\text{TlOH}^+ + \text{TlOH}^+$ (dis)	$2k = (4.6 \pm 1.6) \times 10^8$	<i>ca.</i> 0	RT	6.5	pr	Measured from decay of TlOH^+ monitored at 260 nm. Rate constant calculated taking $\epsilon_{260} = 5400 \text{ dm}^3 \text{ mol}^{-1} \text{ cm}^{-1}$.	Cerc..66-0097
		$2k = 5 \times 10^9$	-	RT	> 5.5	pr	Extinction coefficient used to calculate rate constant not given.	O'Ne.75-1130
21.27	$\text{Tl}^{2+} + \cdot\text{CH}_2\text{OH}$ (et or af)	$(1.2 \pm 0.3) \times 10^4$	-	23 ± 2	0.43	γ	Estimated from the γ -ray induced chain reaction in Tl^{II} + methanol solutions, taking $k(\text{Tl}^{\text{II}} + \text{Tl}^{\text{II}}) = 5.5 \times 10^8 \text{ dm}^3 \text{ mol}^{-1} \text{ s}^{-1}$ (see entry 21.25).	Burc.70-0336
21.28	$\text{Tl}^{2+} + \text{CH}_3\text{C HOH}$ (et or af)	$(1.5 \pm 0.4) \times 10^4$	-	23 ± 2	0.43	γ	Estimated from the γ -ray induced chain reaction in Tl^{II} + ethanol solutions, taking $k(\text{Tl}^{\text{II}} + \text{Tl}^{\text{II}}) = 5.5 \times 10^8 \text{ dm}^3 \text{ mol}^{-1} \text{ s}^{-1}$ (see entry 21.25).	Burc.70-0336

TABLE 21. Thallium(0) and (II) reactions — Continued

No.	Reaction	$k/\text{dm}^3 \text{ mol}^{-1} \text{ s}^{-1}$ ^a	I	$t/^\circ\text{C}$	pH	Method	Comments	Ref.
21.29	$\text{Tl}^{2+} + \text{CH}_3\text{COHCH}_3$ (et or af)	$(9.4 \pm 2.3) \times 10^8$	-	23 ± 2	0.43	γ	Estimated from the γ -ray induced chain reaction in $\text{Tl}^{\text{II}} + 2$ -propanol solutions, taking $k(\text{Tl}^{\text{II}} + \text{Tl}^{\text{II}}) = 5.5 \times 10^8 \text{ dm}^3 \text{ mol}^{-1} \text{ s}^{-1}$ (see entry 21.25).	Burc.70-0336
21.30	$\text{Tl}^{2+} + \text{anisole} \rightarrow$ $\text{Tl}^+ + (\text{anisole})^+$	$(5.0 \pm 0.5) \times 10^8$	-	20 ± 2	4	pr	Radical cation product characterised by its absorption and esr spectra.	O'Ne..75-1171
21.31	$\text{Tl}^{2+} + 1,2$ -dimethoxybenzene $\rightarrow \text{Tl}^+ +$ (1,2-dimethoxybenzene) ⁺	$(6.0 \pm 0.6) \times 10^8$	-	20 ± 2	4	pr	Radical cation product characterised by its absorption and esr spectra.	O'Ne..75-1171 O'Ne..75-1086
21.32	$\text{TlOH}^+ + 1,2$ -dimethoxybenzene $\rightarrow \text{Tl}^+ + \text{OH}^- +$ (1,2-dimethoxybenzene) ⁺	1.2×10^9	-	RT	> 4.7	pr	Radical cation product characterised by its absorption and esr spectra.	O'Ne..75-1086
21.33	$\text{Tl}^{2+} + 1,3$ -dimethoxybenzene $\rightarrow \text{Tl}^+ +$ (1,3-dimethoxybenzene) ⁺	$(8.0 \pm 0.8) \times 10^8$	-	20 ± 2	4	pr	Radical cation product characterised by its absorption and esr spectra.	O'Ne..75-1171
21.34	$\text{Tl}^{2+} + 1,4$ -dimethoxybenzene $\rightarrow \text{Tl}^+ +$ (1,4-dimethoxybenzene) ⁺	$(6.5 \pm 0.7) \times 10^8$	-	20 ± 2	4	pr	Radical cation product characterised by its absorption and esr spectra.	O'Ne..75-1086 O'Ne..75-1171
21.35	$\text{TlOH}^+ + 1,4$ -dimethoxybenzene $\rightarrow \text{Tl}^+ + \text{OH}^- +$ (1,4-dimethoxybenzene) ⁺	4.5×10^8	-	RT	> 4.7	pr	Radical cation product characterised by its absorption and esr spectra.	O'Ne..75-1086
21.36	$\text{TlOH}^+ + \text{menaquinone}$	slow	-	RT	6.8	pr	-	Rao.73-1047
21.37	$\text{Tl}^{2+} + 1,2,3$ -trimethoxybenzene $\rightarrow \text{Tl}^+ +$ (1,2,3-trimethoxybenzene) ⁺	$(3.2 \pm 0.3) \times 10^8$	-	20 ± 2	4	pr	Radical cation product characterised by its absorption and esr spectra.	O'Ne..75-1171
21.38	$\text{Tl}^{2+} + 1,2,4$ -trimethoxybenzene $\rightarrow \text{Tl}^+ +$ (1,2,4-trimethoxybenzene) ⁺	$(6.8 \pm 0.7) \times 10^8$	-	20 ± 2	4	pr	Radical cation product characterised by its absorption and esr spectra.	O'Ne..75-1171
21.39	$\text{Tl}^{2+} + 1,3,5$ -trimethoxybenzene $\rightarrow \text{Tl}^+ +$ (1,3,5-trimethoxybenzene) ⁺	$(7.0 \pm 0.7) \times 10^8$	-	20 ± 2	4	pr	Radical cation product characterised by its absorption and esr spectra.	O'Ne..75-1171

TABLE 21. Thallium(0) and (II) reactions — Continued

No.	Reaction	$k/\text{dm}^3 \text{ mol}^{-1} \text{ s}^{-1} \text{ }^a$	I	$t/^\circ\text{C}$	pH	Method	Comments	Ref.
<i>Tl^{II} chloro-complexes</i>								
21.40	$\text{Tl}^{2+} + \text{Cl}^- \rightleftharpoons \text{TlCl}^+$	$K = (6.2 \pm 0.7) \times 10^4 \text{ dm}^3 \text{ mol}^{-1}$	1 (HClO ₄)	23	0	pr	Measured from effect of [Cl ⁻] on absorption spectrum of Tl ^{II} .	Dods.74-1038
		$k_f = 9 \times 10^9$	1 (HClO ₄)	23	0	pr	Measured from rate of attainment of equilibrium.	Dods.74-1038
		$k_r = 1.4 \times 10^8 \text{ s}^{-1}$	1 (HClO ₄)	23	0	pr		
21.41	$\text{TlCl}^+ + \text{Cl}^- \rightleftharpoons \text{TlCl}_2$	$K = (1.9 \pm 0.4) \times 10^3 \text{ dm}^3 \text{ mol}^{-1}$	1 (HClO ₄)	23	0	pr	Measured from effect of [Cl ⁻] on absorption spectrum of Tl ^{II} .	Dods.74-1038
21.42	$\text{TlCl}_2 + \text{Cl}^- \rightleftharpoons \text{TlCl}_3^-$	$K = 13 \pm 3 \text{ dm}^3 \text{ mol}^{-1}$	1 (HClO ₄)	23	0	pr	Measured from effect of [Cl ⁻] on absorption spectrum of Tl ^{II} .	Dods.74-1038
21.43	$\text{Tl}^{\text{II}} + \text{Tl}^{\text{II}} \text{ (dis)}$	$2k = 5.38 \times 10^9$	1	23	0	pr	[Cl ⁻] = $1 \times 10^{-3} \text{ mol dm}^{-3}$	Dods.74-1038
		$2k = 5.58 \times 10^9$	1	23	0	pr	[Cl ⁻] = $9.7 \times 10^{-3} \text{ mol dm}^{-3}$	Dods.74-1038
		$2k = 4.74 \times 10^9$	1	23	0	pr	[Cl ⁻] = 0.1 mol dm ⁻³	Dods.74-1038
		$2k = 3.70 \times 10^9$	1	23	0	pr	[Cl ⁻] = 0.98 mol dm ⁻³	Dods.74-1038
Plus data at intermediate chloride concentrations.								

^aIf the data source gives no errors none are shown here but they should be assumed to be at least $\pm 25\%$ (or $\pm 50\%$ for $2k$).

TABLE 22. Thulium(II) reactions

No.	Reaction	$k/\text{dm}^3 \text{ mol}^{-1} \text{ s}^{-1} \text{ }^a$	I	$t/^\circ\text{C}$	pH	Method	Comments	Ref.
22.1	$\overset{\text{Tm}_{\text{aq}}^{2+}}{\text{Tm}^{2+}} + \text{OH (et)}$	$(7 \pm 1) \times 10^9$	-	RT	3-6	pr	-	Pika..73-1084

^aIf the data source gives no errors none are shown here but they should be assumed to be at least $\pm 25\%$ (or $\pm 50\%$ for $2k$).

TABLE 23. Ytterbium(II) reactions

No.	Reaction	$k/\text{dm}^3 \text{mol}^{-1} \text{s}^{-1}$ ^a	I	$t/^\circ\text{C}$	pH	Method	Comments	Ref.
<i>Yb_{aq}²⁺ (Rate constants from pulse radiolysis studies only).</i>								
23.1	Yb ²⁺ + BrO ₃ ⁻	< 10 ⁵	0.015	RT	nat	pr	-	Fara.72-0065
23.2	Yb ²⁺ + Co(en) ₃ ³⁺	< 5 x 10 ⁵	0.06-1.0	RT	6	pr	-	Fara.73-0107
23.3	Yb ²⁺ + Co(NH ₃) ₅ Br ²⁺ (et)	3.0 x 10 ⁶	0.06	RT	6	pr	-	Fara.73-0107
		1.4 x 10 ⁷	1.0	RT	6	pr	-	Fara.73-0107
23.4	Yb ²⁺ + Co(NH ₃) ₅ Cl ²⁺ (et)	(NaClO ₄)						
		2.5 x 10 ⁷	1.0	RT	6	pr	-	Fara.73-0107
		(NaCl)						
23.5	Yb ²⁺ + Co(NH ₃) ₅ CN ²⁺ (et)	4.3 x 10 ⁵	0.06	RT	6	pr	-	Fara.73-0107
		1.9 x 10 ⁷	1.0	RT	6	pr	-	Fara.73-0107
		(NaClO ₄)						
23.6	Yb ²⁺ + Co(NH ₃) ₅ F ²⁺ (et)	2.3 x 10 ⁷	1.0	RT	6	pr	-	Fara.73-0107
		(NaCl)						
23.5	Yb ²⁺ + Co(NH ₃) ₅ CN ²⁺ (et)	3.0 x 10 ⁵	0.06	RT	6	pr	-	Fara.73-0107
23.6	Yb ²⁺ + Co(NH ₃) ₅ F ²⁺ (et)	1.1 x 10 ⁷	0.06	RT	6	pr	-	Fara.73-0107
		6.0 x 10 ⁷	1.0	RT	6	pr	-	Fara.73-0107
23.7	Yb ²⁺ + Co(NH ₃) ₅ H ₂ O ³⁺ (et)	(NaClO ₄)						
		1.0 x 10 ⁵	1.0	RT	6	pr	-	Fara.73-0107
		(NaCl)						
23.7	Yb ²⁺ + Co(NH ₃) ₅ H ₂ O ³⁺ (et)	2.2 x 10 ⁵	0.3	RT	2	pr	-	Fara.73-0107
		6.4 x 10 ⁵	1.0	RT	2	pr	-	Fara.73-0107
23.8	Yb ²⁺ + Co(NH ₃) ₅ N ₃ ²⁺ (et)	(NaClO ₄)						
		1.6 x 10 ⁷	0.06	RT	6	pr	-	Fara.73-0107
		2.6 x 10 ⁷	0.5	RT	6	pr	-	Fara.73-0107
23.9	Yb ²⁺ + Co(NH ₃) ₅ NCS ²⁺	(NaClO ₄)						
		< 5.0 x 10 ⁴	0.5	RT	6	pr	-	Fara.73-0107
23.10	Yb ²⁺ + Co(NH ₃) ₆ ³⁺	(NaClO ₄)						
		< 5.0 x 10 ⁴	0.06	RT	6	pr	-	Fara.73-0107
23.11	Yb ²⁺ + Co(NH ₃) ₅ OH ²⁺ (et)	7.7 x 10 ⁴	0.3	RT	5.5	pr	-	Fara.73-0107
		1.9 x 10 ⁷	1.0	RT	5.5	pr	-	Fara.73-0107
		(NaClO ₄)						
23.12	Yb ²⁺ + Cu ²⁺ (et)	2.9 x 10 ⁷	1.0	RT	5.5	pr	-	Fara.73-0107
		(NaCl)						
23.12	Yb ²⁺ + Cu ²⁺ (et)	1.2 x 10 ⁷	0.015	RT	nat	pr	-	Fara.72-0065
23.13	Yb ²⁺ + H ₂ O ₂ (et)	9.1 x 10 ⁵	0.015	RT	nat	pr	-	Fara.72-0065
23.14	Yb ²⁺ + IO ₃ ⁻ (et)	2.1 x 10 ⁵	0.015	RT	nat	pr	-	Fara.72-0065
23.15	Yb ²⁺ + MnO ₄ ⁻ (et)	8.3 x 10 ⁷	0.015	RT	nat	pr	-	Fara.72-0065
23.16	Yb ²⁺ + NO ₂ ⁻ (et)	4.7 x 10 ⁷	0.015	RT	nat	pr	-	Fara.72-0065
23.17	Yb ²⁺ + NO ₃ ⁻ (et)	3.6 x 10 ⁵	0.015	RT	nat	pr	-	Fara.72-0065
23.18	Yb ²⁺ + N ₂ O (et?)	ca. 10 ⁴	0.015	RT	nat	pr	-	Fara.72-0065
23.19	Yb ²⁺ + O ₂ (et or af)	(6.3 ± 1) x 10 ⁷	0.375	RT	2	pr	-	Pika..73-1084
		6.5 x 10 ⁷	0.015	RT	nat	pr	-	Fara.72-0065
23.20	Yb ²⁺ + OH (et)	3 x 10 ⁹	0.015	RT	nat	pr	-	Fara.72-0065
		(3.2 ± 0.3) x 10 ⁹	0.375	RT	2	pr	-	Pika..73-1084
23.21	Yb ²⁺ + Ru(NH ₃) ₅ Br ²⁺ (et)	3.3 x 10 ⁷	0.06	RT	6	pr	-	Fara 73-0107
23.22	Yb ²⁺ + Ru(NH ₃) ₅ Cl ²⁺ (et)	1.5 x 10 ⁷	0.06	RT	6	pr	-	Fara.73-0107
		1.8 x 10 ⁵	1.0	RT	6	pr	-	Fara.73-0107
		(NaClO ₄)						
23.22	Yb ²⁺ + Ru(NH ₃) ₅ Cl ²⁺ (et)	2.8 x 10 ⁵	1.0	RT	6	pr	-	Fara.73-0107
		(NaCl)						

TABLE 23. Ytterbium(II) reactions — Continued

No.	Reaction	$k/\text{dm}^3 \text{ mol}^{-1} \text{ s}^{-1}$ ^a	I	$t/^\circ\text{C}$	pH	Method	Comments	Ref.
23.23	Yb ²⁺ + Ru(NH ₃) ₆ H ₂ O ³⁺ (et)	1.0 x 10 ⁷	0.3	RT	2	pr	-	Fara.73-0107
		2.9 x 10 ⁷	1.0	RT	2	pr	-	Fara.73-0107
			(NaClO ₄)					
		3.2 x 10 ⁸	1.0	RT	2	pr	-	Fara.73-0107
			(NaCl)					
23.24	Yb ²⁺ + Ru(NH ₃) ₆ I ³⁺ (et)	ca. 10 ⁸	0.06	RT	6	pr	-	Fara.73-0107
23.25	Yb ³⁺ + Ru(NH ₃) ₆ ³⁺ (et)	5.0 x 10 ⁸	0.06	RT	6	pr	-	Fara.73-0107
		4.5 x 10 ⁷	1.0	RT	6	pr	-	Fara.73-0107
			(NaClO ₄)					
		3.0 x 10 ⁸	1.0	RT	6	pr	-	Fara.73-0107
			(NaCl)					
23.26	Yb ²⁺ + Ru(NH ₃) ₆ OH ²⁺ (et)	1.3 x 10 ⁷	0.06	RT	6	pr	-	Fara.73-0107
		2.3 x 10 ⁷	0.3	RT	6	pr	-	Fara.73-0107
		5.0 x 10 ⁷	1.0	RT	6	pr	-	Fara.73-0107
			(NaClO ₄)					
		1.4 x 10 ⁸	1.0	RT	6	pr	-	Fara.73-0107
			(NaCl)					

^aIf the data source gives no errors none are shown here but they should be assumed to be at least $\pm 25\%$ (or $\pm 50\%$ for 2 k).

TABLE 24. Zinc(I) reactions

No.	Reaction	$k/\text{dm}^3 \text{ mol}^{-1} \text{ s}^{-1}$ ^a	I	$t/^\circ\text{C}$	pH	Method	Comments	Ref.
	Zn^+_{aq}							
24.1	$\text{Zn}^+ + \text{BrO}_3^-$ (et)	$(2.1 \pm 0.3) \times 10^9$	0.08	RT	nat	pr	-	Meye.68-0855
24.2	$\text{Zn}^+ + \text{Cd}^{2+}$ (et?)	$< 1 \times 10^7$ 8.3×10^8	0.08 -	RT RT	nat nat	pr pr	The reason for the discrepancy between these two values is not clear.	Meye.68-0855 Baxe..66-0848
24.3	$\text{Zn}^+ + \text{ClO}_3^-$	$< 3 \times 10^8$	0.08	RT	nat	pr	-	Meye.68-0855
24.4	$\text{Zn}^+ + \text{Co}^{2+}$	$< 3 \times 10^8$	0.08	RT	nat	pr	-	Meye.68-0855
24.5	$\text{Zn}^+ + \text{Co}(\text{bpy})_3^{3+}$ (et)	2.6×10^9	-	RT	nat	pr	-	Baxe..72-0381
24.6	$\text{Zn}^+ + \text{Co}(\text{en})_3^{2+}$ (et)	$(2.5 \pm 0.4) \times 10^8$	0.08	RT	5-6	pr	-	Meye.69-0428
24.7	$\text{Zn}^+ + \text{cis-Co}(\text{en})_2\text{Cl}_2^+$ (et)	$(1.91 \pm 0.3) \times 10^9$	0.08	RT	5-6	pr	-	Meye.69-0428
24.8	$\text{Zn}^+ + \text{trans-Co}(\text{en})_2\text{Cl}_2^+$ (et)	$(2.3 \pm 0.3) \times 10^9$	0.08	RT	5-6	pr	-	Meye.69-0428
24.9	$\text{Zn}^+ + \text{Co}(\text{en})_2\text{CO}_3^+$ (et)	$(4.7 \pm 0.7) \times 10^8$	0.08	RT	5-6	pr	-	Meye.69-0428
24.10	$\text{Zn}^+ + \text{cis-Co}(\text{en})_2\text{F}_2^+$ (et)	$(5.4 \pm 0.8) \times 10^8$	0.08	RT	5-6	pr	-	Meye.69-0428
24.11	$\text{Zn}^+ + \text{Co}(\text{en})_2\text{FH}_2\text{O}^{2+}$ (et)	$(4.7 \pm 0.7) \times 10^8$	0.08	RT	5-6	pr	-	Meye.69-0428
24.12	$\text{Zn}^+ + \text{cis-Co}(\text{en})_2\text{NH}_3\text{Cl}^{2+}$ (et)	$(1.47 \pm 0.2) \times 10^9$	0.08	RT	5-6	pr	-	Meye.69-0428
24.13	$\text{Zn}^+ + \text{cis-Co}(\text{en})_2\text{NH}_3\text{NO}_2^{2+}$ (et)	$(2.7 \pm 0.7) \times 10^9$	0.08	RT	5-6	pr	-	Meye.69-0428
24.14	$\text{Zn}^+ + \text{Co}(\text{NH}_3)_6^{3+}$ (et)	$(8.4 \pm 1.3) \times 10^8$	0.08	RT	5-6	pr	-	Meye.69-0248
24.15	$\text{Zn}^+ + \text{Co}(\text{NH}_3)_5\text{Br}^{2+}$ (et)	$(2.6 \pm 0.4) \times 10^9$	0.08	RT	4.0	pr	-	Meye.69-0428
24.16	$\text{Zn}^+ + \text{Co}(\text{NH}_3)_5\text{Cl}^{2+}$ (et)	$(2.2 \pm 0.3) \times 10^9$	0.08	RT	5-6	pr	-	Meye.69-0428
24.17	$\text{Zn}^+ + \text{Co}(\text{NH}_3)_5\text{CN}^{2+}$ (et)	$(1.30 \pm 0.2) \times 10^9$	0.08	RT	5-6	pr	-	Meye.69-0428
24.18	$\text{Zn}^+ + \text{Co}(\text{NH}_3)_5\text{F}^{2+}$ (et)	$(8.2 \pm 1.2) \times 10^8$	0.08	RT	5-6	pr	-	Meye.69-0428
24.19	$\text{Zn}^+ + \text{Co}(\text{NH}_3)_5\text{fumarate}^+$ (et)	$(1.2 \pm 0.3) \times 10^9$	0.08	RT	5-6	pr	-	Meye.69-0428
24.20	$\text{Zn}^+ + \text{Co}(\text{NH}_3)_5\text{H}_2\text{O}^{3+}$ (et)	$(1.56 \pm 0.2) \times 10^9$	0.08	RT	4.0	pr	-	Meye.69-0428
24.21	$\text{Zn}^+ + \text{Co}(\text{NH}_3)_5\text{OH}^{2+}$ (et)	$(1.10 \pm 0.2) \times 10^9$	0.08	RT	6.6	pr	-	Meye.69-0428
24.22	$\text{Zn}^+ + \text{Co}(\text{NH}_3)_5\text{N}_3^{2+}$ (et)	$(1.49 \pm 0.2) \times 10^9$	0.08	RT	5-6	pr	-	Meye.69-0428
24.23	$\text{Zn}^+ + \text{Co}(\text{NH}_3)_5\text{NCS}^{2+}$ (et)	$(1.65 \pm 0.2) \times 10^9$	0.08	RT	5-6	pr	-	Meye.69-0428
24.24	$\text{Zn}^+ + \text{Co}(\text{NH}_3)_5\text{OOCCH}_3^{2+}$ (et)	$(5.0 \pm 0.8) \times 10^8$	0.08	RT	5-6	pr	-	Meye.69-0428
24.25	$\text{Zn}^+ + \text{Cr}^{3+}$	$< 10^7$	-	RT	nat	pr	-	Baxe..66-0848
24.26	$\text{Zn}^+ + \text{Cr}_2\text{O}_7^{2-}$ (et)	$(1.6 \pm 0.2) \times 10^{10}$	0.020*	25±2	nat	pr	-	Buxt..76-1072
24.27	$\text{Zn}^+ + \text{Cu}^{2+}$ (et)	$(2.5 \pm 0.4) \times 10^8$ $(9.5 \pm 2.0) \times 10^9$	0.08 0.4	RT RT	nat 5-8	pr γ	Measured by competition with NO_3^- . Rate constant calculated taking $k(\text{Zn}^+ + \text{NO}_3^-) = 2.1 \times 10^9 \text{ dm}^3 \text{ mol}^{-1} \text{ s}^{-1}$ (see entry 24.33).	Meye.68-0855 Fiti70-0117
24.28	$\text{Zn}^+ + \text{H}_2\text{O}_2 \rightarrow \text{Zn}^{2+} + \text{OH} + \text{OH}^-$	$(1.80 \pm 0.3) \times 10^9$ $(2.3 \pm 0.2) \times 10^9$	- -	RT 25±2	nat nat	pr pr	Products inferred from γ -radiolysis experiments (see ref. 73-0039).	Meye.68-0855 Buxt..76-1072
		$E_a = 10.5 \pm 1.0 \text{ kJ mol}^{-1}$	-	-	nat	pr	-	Buxt..76-1072

TABLE 24. Zinc(I) reactions — Continued

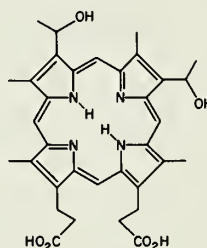
No.	Reaction	$k/\text{dm}^3 \text{mol}^{-1} \text{s}^{-1}$ ^a	I	$t/^\circ\text{C}$	pH	Method	Comments	Ref.
24.29	$\text{Zn}^+ + \text{H}_2\text{O}^+$	$< 10^6$	0.08	RT	—	pr	—	Meye.68-0855
24.30	$\text{Zn}^+ + \text{IO}_3^-$ (et)	$(3.6 \pm 0.5) \times 10^9$ $(1.7 \pm 0.3) \times 10^{10}$	0.08 0.4	RT RT	nat 5-8	pr γ	Measured by competition with NO_3^- . Rate constant calculated taking $k(\text{Zn}^+ + \text{NO}_3^-) = 2.1 \times 10^9 \text{dm}^3 \text{mol}^{-1} \text{s}^{-1}$ (see entry 24.33).	Meye.68-0855 Fiti70-0117
24.31	$\text{Zn}^+ + \text{Ni}^{2+}$ (et)	$< 5 \times 10^6$ 5×10^7	0.08 —	RT RT	nat nat	pr pr	—	Meye.68-0855 Baxe..66-0848
24.32	$\text{Zn}^+ + \text{NO}_2^-$ (et)	$(2.2 \pm 0.3) \times 10^9$	0.08	RT	nat	pr	—	Meye.68-0855
24.33	$\text{Zn}^+ + \text{NO}_3^-$ (et)	$(2.1 \pm 0.3) \times 10^9$	0.08	RT	nat	pr	—	Meye.68-0855
24.34	$\text{Zn}^+ + \text{N}_2\text{O} \rightarrow$ $\text{ZnO}^+ + \text{N}_2$	$< 1.3 \times 10^7$ $(3.7 \pm 0.4) \times 10^7$ $E_a = 35.5 \pm 1.4 \text{kJ mol}^{-1}$	— — —	RT 25 ± 2 1-30	nat nat nat	pr pr pr	Products characterised by their absorption spectrum (see ref. 76-1072) and in γ -radiolysis experiments (see ref. 73-0039).	Meye.68-0855 Buxt..76-1072
24.35	$\text{Zn}^+ + \text{O}_2 \rightarrow$ $\text{Zn}^{2+} + \text{O}_2^-$	$(2.4 \pm 0.4) \times 10^9$ 3.3×10^9	— —	RT RT	nat nat	pr pr	Products characterised by their absorption spectrum (see ref. 76-1072) and reactivity with 1,4-benzoquinone (see ref. 76-1134).	Meye.68-0855 Baxe..66-0848
24.36	$\text{Zn}^+ + \text{OH}$ (et)	5.7×10^9 $ca. 8 \times 10^9$	— —	RT 25 ± 2	nat nat	pr pr	No correction made for competing reaction $\text{Zn}^+ + \text{Zn}^+$. Estimated from decay of Zn^+ in the absence of OH scavengers taking into account competing reactions such as $\text{Zn}^+ + \text{Zn}^+$, $\text{Zn}^+ + \text{H}_2\text{O}_2$, $\text{OH} + \text{OH}$ etc.	Baxe..66-0848 Buxt.75-1027
24.37	$\text{Zn}^+ + \text{Pb}^{2+}$ (et)	4.0×10^6	—	RT	nat	pr	—	Baxe..66-0848
24.38	$\text{Zn}^+ + \text{Ru}(\text{bpy})_3^{3+}$ (et)	2.5×10^9	—	RT	nat	pr	—	Baxe.72-0381
24.39	$\text{Zn}^+ + \text{Ru}(\text{NH}_3)_6^{3+}$ (et)	$(2.2 \pm 0.3) \times 10^9$	0.08	RT	nat	pr	—	Navo.70-1229
24.40	$\text{Zn}^+ + \text{S}_2\text{O}_8^{2-} \rightarrow$ $\text{Zn}^{2+} + \text{SO}_4^- + \text{SO}_4^{2-}$	$(1.3 \pm 0.1) \times 10^9$	0.02*	25 ± 2	nat	pr	—	Buxt..76-1072
24.41	$\text{Zn}^+ + \text{Zn}^+$	$2k < 8 \times 10^8$	0.4	25 ± 2	nat	pr	Estimated from rate of decay of Zn^+ in the presence of 2-methyl-2-propanol. Major competing reaction is $\text{Zn}^+ + \cdot\text{CH}_2\text{C}(\text{CH}_3)_2\text{OH}$.	Buxt.75-1027
24.42	$\text{Zn}^+ + \text{allyl alcohol} \rightarrow$ $(\text{Zn} - \text{allyl alcohol})^+$	$ca. 10^6$	—	25 ± 2	nat	pr	Product characterized by its absorption spectrum.	Buxt..76-1072

TABLE 24. Zinc(I) reactions — Continued

No.	Reaction	$k/\text{dm}^3 \text{mol}^{-1} \text{s}^{-1}$ ^a	I	$t/^\circ\text{C}$	pH	Method	Comments	Ref.
24.43	$\text{Zn}^+ + \text{benzophenone} \rightarrow \text{Zn}^{2+} + (\text{benzophenone})^-$	2.5×10^9	—	RT	7.0	pr	Measured in the presence of <i>ca.</i> 1 mol dm^{-3} 2-methyl-2-propanol. Ketyl radical product characterised by its absorption spectrum.	Rao.75-1032
24.44	$\text{Zn}^+ + 1,4\text{-benzoquinone} \rightarrow \text{Zn}^{2+} + (1,4\text{-benzoquinone})^-$	$(3.0 \pm 0.6) 10^9$	—	25 ± 2	5.7	pr	Measured in the presence of 1 mol dm^{-3} 2-methyl-2-propanol. Semi-quinone product characterised by its absorption spectrum.	Sell.76-1134
		4.8×10^9	—	RT	7.0	pr	Measured in the presence of <i>ca.</i> 1 mol dm^{-3} 2-methyl-2-propanol.	Rao.75-1032
24.45	$\text{Zn}^+ + \text{menaquinone} \rightarrow \text{Zn}^{2+} + (\text{menaquinone})^-$	$(3.8 \pm 0.4) \times 10^9$	—	RT	7.1	pr	Measured in the presence of <i>ca.</i> 1 mol dm^{-3} 2-methyl-2-propanol. Semi-quinone product characterised by its absorption spectrum.	Rao.73-1047, Rao.75-1032

Zn^I Complexes

ZnL^+ (from $\text{ZnL}^{2+} + \text{CH}_3\text{CO}^-\text{CH}_3$), L = hematoporphyrin (ix)
(no reference made to number of protons involved with complex).



24.46	$\text{ZnL}^+ + \text{ZnL}^+ \rightarrow (\text{ZnL})_2^{2+}$	$'k' = (2.1 \pm 0.4) \times 10^8$	0.1	RT	13	pr	Unclear whether k or $2k$. Measured in the presence of 1 mol dm^{-3} 2-propanol. Dimerisation mechanism implied from subsequent reactions (see entry 24.47) and comparison with the products of reduction of ZnL^{2+} in aprotic solvents.	Hare.74-1040
24.47	$(\text{ZnL})_2^{2+} \rightarrow \text{P}$	$17 \pm 2 \text{ s}^{-1}$	0.1	RT	13	pr	Reaction suggested to involve internal rearrangement.	Hare.74-1040
	$\text{P} \rightarrow \text{dihydroporphyrin product}$	$< 0.14 \text{ s}^{-1}$	0.1	RT	13	pr	Reaction presumed to involve splitting of dimer.	Hare.74-1040

^aIf the data source gives no errors none are shown here but they should be assumed to be at least $\pm 25\%$ (or $\pm 50\%$ for $2k$).

TABLE 25. Intramolecular electron transfer reactions for some metal complexes^a

No.	Reaction	k/s^{-1} ^b	I	$t/^\circ\text{C}$	pH	Method	Comments	Ref.
<i>Electron adducts</i>								
25.1	$(\text{NH}_3)_5\text{Co}^{\text{III}}(p\text{-OOC}_6\text{H}_4\text{NO}_2)^- \rightarrow$ $(\text{NH}_3)_5\text{Co}^{\text{II}}(p\text{-OOC}_6\text{H}_4\text{NO}_2)$	2.6×10^3	-	RT	7.0	pr	-	Simi..77-1027
25.2	$(\text{NH}_3)_5\text{Co}^{\text{III}}(m\text{-OOC}_6\text{H}_4\text{NO}_2)^- \rightarrow$ $(\text{NH}_3)_5\text{Co}^{\text{II}}(m\text{-OOC}_6\text{H}_4\text{NO}_2)$	1.5×10^3	-	RT	7.0	pr	-	Simi..77-1027
25.3	$(\text{NH}_3)_5\text{Co}^{\text{III}}(o\text{-OOC}_6\text{H}_4\text{NO}_2)^- \rightarrow$ $(\text{NH}_3)_5\text{Co}^{\text{II}}(o\text{-OOC}_6\text{H}_4\text{NO}_2)$	4.0×10^5	-	RT	7.0	pr	-	Simi..77-1027
25.4	$(\text{NH}_3)_5\text{Co}^{\text{III}}(o\text{-OOC}_6\text{H}_4\text{NO}_2\text{H}) \rightarrow$ $(\text{NH}_3)_5\text{Co}^{\text{II}}(o\text{-OOC}_6\text{H}_4\text{NO}_2) + \text{H}^+$	9.5×10^3	-	RT	0.8	pr	-	Simi..77-1027
25.5	$(\text{NH}_3)_5\text{Co}^{\text{III}}[2,4\text{-OOC}_6\text{H}_4(\text{NO}_2)_2]^- \rightarrow$ $(\text{NH}_3)_5\text{Co}^{\text{II}}[2,4\text{-OOC}_6\text{H}_4(\text{NO}_2)_2]$	3.5×10^4	-	RT	7.0	pr	-	Simi..77-1027
25.6	$(\text{NH}_3)_5\text{Co}^{\text{III}}[3,5\text{-OOC}_6\text{H}_4(\text{NO}_2)_2]^- \rightarrow$ $(\text{NH}_3)_5\text{Co}^{\text{II}}[3,5\text{-OOC}_6\text{H}_4(\text{NO}_2)_2]$	1.3×10^3	-	RT	7.0	pr	-	Simi..77-1027
25.7	$\text{Cu}^{\text{II}}(\text{glutathione}^-) \rightarrow$ $\text{Cu}^{\text{I}}(\text{glutathione})$	$(3.6 \pm 0.3) \times 10^3$	-	RT	11	pr	Rate constant independent of $[\text{Cu}^{\text{II}}]$: [glutathione] ratio in range 1:2 to 1:5 and of $[\text{Cu}^{\text{II}}]$ in the range $(1-10) \times 10^{-4} \text{ mol dm}^{-3}$.	Fara.76-1016
25.8	$\text{Cu}^{\text{II}}(\text{gly})_2(\text{gly}^-) \rightarrow$ $\text{Cu}^{\text{I}}(\text{gly})_3$	$(1.7 \pm 0.3) \times 10^4$	-	RT	9	pr	Rate constant independent of $[\text{Cu}^{\text{II}}]$: [gly] ratio in range 1:6 to 1:15 and of $[\text{Cu}^{\text{II}}]$ in the range $(1-10) \times 10^{-4} \text{ mol dm}^{-3}$.	Fara.76-1016
<i>Hydroxyl radical adducts</i>								
25.9	$(\text{NH}_3)_5\text{Co}^{\text{III}}\text{OOC}_6\text{H}_4\text{OH} \rightarrow$ $(\text{NH}_3)_5\text{Co}^{\text{II}}\text{OOC}_6\text{H}_4\text{OH} + \text{H}^+$	$< 10^3$	-	RT	6.0	pr	-	Cohe.71-0282
<i>Hydrogen atom adducts</i>								
25.10	$(\text{NH}_3)_5\text{Co}^{\text{III}}\text{OOC}_6\text{H}_4\text{H} \rightarrow$ $(\text{NH}_3)_5\text{Co}^{\text{II}}\text{OOC}_6\text{H}_4\text{H} + \text{H}^+$	$< 10^3$	-	RT	1	pr	-	Cohe.71-0282

^aIntramolecular electron transfer reactions of metallo-proteins and related systems *not* included..^bN.B. First order rate constants.

References

- 62-0164 Haissinsky, M., Radiolysis of compounds of the noble metals in aqueous solution. I. Action of gamma rays on the chlorides of Pt^{II} and Pt^{IV} in acid solution, *RADIATION RES.* 17(3): 274-85 (1962).
- 64-0133 Asmus, K.-D.; Henglein, A.; Ebert, M.; Keene, J.P., Pulsradiolytische Untersuchung schneller Reaktionen von hydratisierten Elektronen, freien Radikalen und Ionen mit Tetranitromethan in waessriger Loesung, *BER. BUNSENGES. PHYS. CHEM.* 68: 657-63 (1964).
- 65-0385 Baxendale, J.H.; Keene, J.P.; Stott, D.A., Determination of some fast reaction rates using the pulsed radiolysis of permanganate solutions, *Pulse Radiolysis*, Ebert, M.; Keene, J.P.; Swallow, A.J.; Baxendale, J.H. (eds.), Acad. Press, N.Y., 1965, p. 107-15.
- 65-0393 Baxendale, J.H.; Fielden, E.M.; Keene, J.P., Pulse radiolysis of Ag⁺ solutions, *Ibid.*, p. 207-16.
- 65-0394 Baxendale, J.H.; Fielden, E.M.; Keene, J.P., Formation of Cu^{III} in the radiolysis of Cu²⁺ solutions, *Ibid.*, p. 217-20.
- 65-0799 Gordon, S., *Ibid.*, p. 285.
- 66-0097 Cercek, B.; Ebert, M.; Swallow, A.J., Novel valence states of thallium as studied by pulse radiolysis, *J. CHEM. SOC. PT. A* (5): 612-5 (1966).
- 66-0848 Baxendale, J.H.; Keene, J.P.; Stott, D.A., Reactions and relative potentials of some metal ions in unstable valence states, *CHEM. COMMUN.* 715-16 (1966).
- 67-0019 Konstantatos, J.; Katakis, D., The radiolysis of concentrated neutral sodium perchlorate aqueous solutions, *J. PHYS. CHEM.* 71(4): 979-83 (1967).
- 67-0062 Buxton, G.V.; Dainton, F.S.; Thielens, G., Kinetics of reactions of the hydrated electron, *CHEM. COMMUN* (4): 201 (1967).
- 68-0066 Dainton, F.S.; Wiseall, B., Reactions of nitrosodimethylaniline with free radicals, *TRANS. FARADAY SOC.* 64(3): 694-705 (1968).
- 68-0169 Adams, G.E.; Broszkiewicz, R.B.; Michael, B.D., Pulse radiolysis studies on stable and transient complexes of platinum, *TRANS. FARADAY SOC.* 64(5): 1256-64 (1968).
- 68-0302 Ghosh-Mazumdar, A.S.; Hart, E.J., A pulse radiolysis study of bivalent and zerovalent gold in aqueous solutions, *ADVAN. CHEM. SER.* 81: 193-209 (1968).
- 68-0431 Pukies, J.; Roebke, W.; Henglein, A., Pulsradiolytische Untersuchung einiger Elementarprozesse der Silberreduktion, *BER. BUNSENGES. PHYS. CHEM.* 72(7): 842-7 (1968).
- 68-0435 Pukies, J.; Roebke, W., Pulsradiolytische Untersuchung der Reduktion des Ag⁺-Ions in ammoniakalischer Loesung, *BER. BUNSENGES. PHYS. CHEM.* 72(9/10): 1101-5 (1968).
- 68-0855 Meyerstein, D.; Mulac, W.A., Reductions by monovalent zinc, cadmium, and nickel cations, *J. PHYS. CHEM.* 72(3): 784-8 (1968).
- 69-0144 Ghosh-Mazumdar, A.S.; Hart, E.J., Electron pulse radiolysis of aqueous tetrachloro and tetracyano complexes of Pt^{II}, *INT. J. RADIAT. PHYS. CHEM.* 1: 165-76 (1969).
- 69-0428 Meyerstein, D.; Mulac, W.A., Reduction of cobalt(III) complexes by monovalent zinc, cadmium, and nickel ions in aqueous solutions, *J. PHYS. CHEM.* 73(4): 1091-5 (1969).
- 69-0434 Jayson, G.G.; Keene, J.P.; Stirling, D.A.; Swallow, A.J., Pulse-radiolysis study of some unstable complexes of iron, *TRANS. FARADAY SOC.* 65(561): 2453-64 (1969).
- 69-0971 Taylor, R.S.; Sykes, A.G., Preparation, spectrum, and stability of indium(I) in aqueous solution, *J. CHEM. SOC. PT. A* 2419-23 (1969).
- 70-0117 Fiti, M., La cinetique de competition dans l'etude des intermediaires instables. I. Les ions Co⁺, Mn⁺, Zn⁺, Cd⁺ et Ni⁺, *REV. ROUM. CHIM.* 15(1): 77-85 (1970).
- 70-0178 Baxendale, J.H.; Rodgers, M.A.J.; Ward, M.D., Radiolysis of aqueous solutions of ruthenium (III) hexa-ammine and chloropenta-ammine, *J. CHEM. SOC. PT. A* (8): 1246-50 (1970).
- 70-0336 Burchill, C.E.; Hickling, G.G., Radiation-induced oxidation of alcohols by Tl(III) in acid aqueous solution, *CAN. J. CHEM.* 48(16): 2466-73 (1970).
- 70-0512 Barker, G.C.; Fowles, P., Pulse radiolytic induced transient electrical conductance in liquid solutions. Part 3. Radiolysis of aqueous solutions of some inorganic systems, *TRANS. FARADAY SOC.* 66(7): 1661-9 (1970).
- 70-0580 Baxendale, J.H.; Koulkes-Pujo, A.-M., Une etude par radiolyse pulse sur l'espece transitoire Au II, *J. CHIM. PHYS.* 67(9): 1602-7 (1970).
- 70-1228 Meyerstein, D.; Mulac, W.A., The effect of ligands on the chemical properties of monovalent cadmium ions, *INORG. CHEM.* 9(7): 1762-6 (1970).
- 70-1229 Navon, G.; Meyerstein, D., The reduction of ruthenium(III) hexaammine by hydrogen atoms and monovalent zinc, cadmium, and nickel ions in aqueous solutions, *J. PHYS. CHEM.* 74(23): 4067-70 (1970).
- 70-7309 Burchill, C.E.; Wolodarsky, W.H., The photo-chemistry of aqueous solutions of Tl(III) perchlorate, *CAN. J. CHEM.* 48(19): 2955-9 (1970).
- 70-7726 Thornton, A.T.; Laurence, G.S., The rates of oxidation of Fe²⁺, Mn²⁺, and Co⁺ by Br₂⁻ radical ions, *CHEM. COMMUN.* 443-4 (1970).
- 71-0036 Faraggi, M.; Zehavi, D.; Anbar, M., Effect of thalious ions on the yields of hydrogen and hydrogen peroxide in radiolyzed aqueous solutions, *TRANS. FARADAY SOC.* 67: 2057- (1971).
- 71-0097 Venerable, G.D.II; Halpern, J., Pulse radiolysis of aqueous solutions of pentacyanocobaltate(II). The detection and characterization of pentacyanocobaltate(I), *J. AMER. CHEM. SOC.* 93(9): 2176-9 (1971).
- 71-0174 Meyerstein, D., Trivalent copper. I. A pulse radiolytic study of the chemical properties of the aquo complex, *INORG. CHEM.* 10(3): 638-41 (1971).
- 71-0234 Baxendale, J.H.; Mulazzani, Q.G., A study of the oxidation and reduction of Ru(NH₃)₆N₂²⁺ by γ- and electron pulse radiolysis, *J. INORG. NUCL. CHEM.* 33(3): 823-30 (1971).
- 71-0282 Cohen, H.; Meyerstein, D., Oxidation of benzoatopentaamminecobalt(III) by hydroxyl radicals, *J. AMER. CHEM. SOC.* 93(17): 4179-83 (1971).
- 71-0775 Meyerstein, D., Trivalent copper. II. A pulse radiolytic study of the formation and decomposition of amino complexes, *INORG. CHEM.* 10(10): 2244-0 (1971).
- 72-0065 Faraggi, M.; Tendler, Y., Pulse radiolysis in lanthanide aqueous solutions. I. Formation spectrum and chemical properties of divalent europium, ytterbium, and samarium ions, *J. CHEM. PHYS.* 56(7): 3287-93 (1972).
- 72-0066 Faraggi, M.; Feder, A., Pulse radiolysis studies in lanthanide aqueous solutions. II. Formation, spectrum and some chemical properties of praseodymium(IV) in aqueous solution, *J. CHEM. PHYS.* 56(7): 3294-7 (1972).
- 72-0290 Faraggi, M.; Amozig, A., Pulse radiolysis of metallic ions in aqueous solutions. I. Pulse radiolysis in Hg²⁺ and Hg₂²⁺ ions in

- aqueous solutions, *INT. J. RADIAT. PHYS. CHEM.* 4(3): 353-8 (1972).
- 72-0381 Baxendale, J.H.; Fiti, M., Transient species in the reactions of some pyridyl complex ions with hydrated electrons, *J. CHEM. SOC. DALTON TRANS.* (18): 1995-8 (1972).
- 72-0460 Lati, J.; Meyerstein, D., Trivalent nickel. I. A pulse radiolytic study of the formation and decomposition of the ammoniacal complex in aqueous solution, *INORG. CHEM.* 11(10): 2393-7 (1972).
- 72-0461 Lati, J.; Meyerstein, D., Trivalent nickel. II. A pulse radiolytic study of the formation and decomposition of the ethylenediamine and glycine complexes in aqueous solution, *INORG. CHEM.* 11(10): 2397-401 (1972).
- 72-0844 Sellers, R.M., Ph.D. Thesis, Univ. of Leeds, 1972.
- 72-7088 Wright, R.C.; Laurence, G.S., Production of platinum(III) by flash photolysis of PtCl_6^{2-} , *J. CHEM. SOC., CHEM. COMMUN.* (3): 132-3 (1972)
- 73-0038 Jayson, G.G.; Parsons, B.J.; Swallow, A.J., Oxidation of ferrous ions by perhydroxyl radicals, *J. CHEM. SOC. FARADAY TRANS. 1* 69(1): 236-42 (1973).
- 73-0039 Buxton, G.V.; Dainton, F.; McCracken, D.R., Radiation chemical study of the reaction of Ni^+ , Co^+ and Cd^+ with N_2O . Evidence of the formation of a hyperoxidised state by oxygen atom transfer, *J. CHEM. SOC. FARADAY TRANS. 1* 69(1): 243-54 (1973).
- 73-0043 Nazhat, N.B.; Asmus, K.-D., Reduction of mercuric chloride by hydrated electrons and reducing radicals in aqueous solutions. Formation and reactions of HgCl , *J. PHYS. CHEM.* 77(5): 614-20 (1973).
- 73-0107 Faraggi, M.; Feder, A., Electron-transfer reactions of cobalt(III) and ruthenium(III) amines with europium(II), ytterbium(II), and samarium(II) in aqueous solutions, *INORG. CHEM.* 12(1): 236-41 (1973).
- 73-0121 Robinson, E.A.; Schulte-Frohlinde, D., Pulse radiolysis of 1,4-dicyanobenzene in aqueous solutions in the presence and absence of thallium(I) ions, *J. CHEM. SOC. FARADAY TRANS. 1* 69(4): 707-18 (1973).
- 73-0122 Jayson, G.G.; Parsons, B.J.; Swallow, A.J., Appearance of sulphatoferric complexes in the oxidation of ferrous sulphate solutions. A study by pulse radiolysis, *J. CHEM. SOC. FARADAY TRANS. 1* 69(6): 1079-89 (1973).
- 73-1047 Rao, P.S.; Hayon, E., One-electron redox reactions of free radicals in solution. Rate of electron transfer processes of quinones, *BIOCHIM. BIOPHYS. ACTA* 292: 516-33 (1973).
- 73-1053 Farhatziz; Mihalcea, I.; Sharp, L.J.; Hentz, R.R. Pulse radiolysis of liquids at high pressures. IV. Hydrogen-atom reactions in aqueous 0.1M HClO_4 solutions, *J. CHEM. PHYS.* 59(5): 2309-15 (1973).
- 73-1057 Ellis, J.D.; Green, M.; Sykes, A.G.; Buxton, G.V.; Sellers, R.M., Pulse radiolysis of titanium(III) and other metal(III) ions in the presence of formic acid, *J. CHEM. SOC., DALTON TRANS.* (16): 1724-8 (1973).
- 73-1066 Broszkiewicz, R.K., Pulse radiolysis studies on complexes of iridium, *J. CHEM. SOC. DALTON TRANS.* (17): 1799-802 (1973).
- 73-1080 Fujita, S.; Horii, H.; Taniguchi, S., Pulse radiolysis of mercuric ion in aqueous solutions, *J. PHYS. CHEM.* 77(24): 2868-71 (1973).
- 73-1084 Pikaev, A.K.; Sibirskaya, G.K.; Spitsyn, V.I., Study of divalent samarium, europium, thulium, ytterbium, and of tetravalent praseodymium ions by pulse radiolysis in aqueous solution, *DOKL. PHYS. CHEM. (ENGL. TRANSL.)* 209(4-6): 339-42 (1973), *Transl. from DOKL. AKAD. NAUK SSSR* 209(5): 1154-7 (1973).
- 73-1104 Rao, P.S.; Hayon, E., Rate constants of electron transfer processes in solution: Dependence on the redox potential of the acceptor, *NATURE(LONDON)* 243: 344-6 (1973).
- 74-1017 Schwarz, H.A.; Comstock, D.; Yandell, J.K.; Dodson, R.W., A pulse radiolysis study of thallium(II) in aqueous perchloric acid solutions, *J. PHYS. CHEM.* 78(5): 488-93 (1974).
- 74-1037 Kelm, M.; Lilie, J.; Henglein, A.; Janata, E., Pulse radiolytic study of Ni^+ . Nickel-carbon bond formation, *J. PHYS. CHEM.* 78(9): 882-7 (1974).
- 74-1038 Dodson, R.W.; Schwarz, H.A., Pulse radiolysis studies of chloride complexes of thallium(II). Absorption spectra and stability constants of TlCl^+ , TlCl_2 , and TlCl_3 , *J. PHYS. CHEM.* 78(9): 892-9 (1974).
- 74-1040 Harel, Y.; Meyerstein, D., On the mechanism of reduction of porphyrins. A pulse radiolytic study, *J. AMER. CHEM. SOC.* 96(9): 2720-7 (1974).
- 74-1072 Mulazzani, Q.G.; Ward, M.D.; Semerano, G.; Emmi, S.S.; Giordani, P., Gamma and pulse radiolysis of tetracyanonickelate(II) anion in aqueous solution, *INT. J. RADIAT. PHYS. CHEM.* 6(3): 187-201 (1974).
- 74-1104 Laurence, G.S.; Thornton, A.T., Kinetics of oxidation of transition-metal ions by halogen radical anions. Part. IV. The oxidation of vanadium(II) and chromium(II) by diiodide, dibromide, and dichloride ions generated by pulse radiolysis, *J. CHEM. SOC., DALTON TRANS.* (11): 1142-8 (1974).
- 74-1142 Cohen, H.; Meyerstein, D., Ultraviolet-visible spectrum, and kinetics of formation and decomposition, of penta-aqua-hydrochromium(III) and chromium(II) in aqueous perchlorate solutions: A pulse-radiolysis study, *J. CHEM. SOC., DALTON TRANS.* (23): 2559-64 (1974).
- 74-1146 Cohen, H.; Meyerstein, D., Chromium-carbon bonds in aqueous solutions. A pulse radiolytic study, *INORG. CHEM.* 13(10): 2434-43 (1974).
- 74-7265 Falcinella, B.; Felgate, P.D.; Laurence, G.S., Aqueous chemistry of thallium(II). Part I. Kinetics of reaction of thallium(II) with cobalt(II) and iron(II) ions and oxidation-reduction potentials of thallium(II), *J. CHEM. SOC., DALTON TRANS.* 1367-73 (1974).
- 75-1027 Buxton, G.V.; Sellers, R.M., Pulse radiolysis study of monovalent cadmium, cobalt, nickel and zinc in aqueous solution. Pt. 1. Formation and decay of the monovalent ions, *J. CHEM. SOC., FARADAY TRANS. 1* 71(3): 558-68 (1975).
- 75-1032 Rao, P.S.; Hayon, E., One electron oxidation of odd-valent metal ions in solution, *J. PHYS. CHEM.* 79(9): 865-8 (1975).
- 75-1044 Fujita, S.; Horii, H.; Mori, T.; Taniguchi, S., Pulse radiolysis of mercuric oxide in neutral aqueous solutions, *J. PHYS. CHEM.* 79(10): 960-4 (1975).
- 75-1049 Armor, J.N.; Hoffman, M.Z., Reactivity of coordinated nitrosyls. IV. One-electron reduction of ruthenium nitrosylpentaammine ($3+$) ion in aqueous solution, *INORG. CHEM.* 14(2): 444-6 (1975).
- 75-1064 Kelm, M.; Lilie, J.; Henglein, A., Pulse radiolytic investigation of the reduction of cadmium(II) ions, *J. CHEM. SOC., FARADAY TRANS. 1* 71(5): 1132-42 (1975).
- 75-1077 Armor, J.N.; Furman, R.; Hoffman, M.Z., Reactivity of coordinated nitrosyls. V. Generation and characterization of a ruthenium(II) alkylnitroso complex, *J. AMER. CHEM. SOC.* 97(7): 1737-42 (1975).
- 75-1086 O'Neill, P.; Steenken, S.; Schulte-Frohlinde, D., Formation of radical cations from 1,2- and 1,4-dimethoxybenzene by

- electron transfer to Tl^{2+} and Ag^{2+} in aqueous solution. A pulse radiolysis and in situ radiolysis EPR study, *ANGEW. CHEM. INT. ED. ENGL.* 14(6): 430-1 (1975).
- 75-1092 Meyerstein, D., Kinetics of complexation of copper(I) ions with maleate and fumarate in aqueous solutions. A pulse radiolytic study, *INORG. CHEM.* 14(7): 1716-7 (1975).
- 75-1128 Lillie, J.; Simic, M.G.; Endicott, J.F., Chemical behavior of rhodium(II)-ammine complexes generated by the pulse radiolytic one-electron reduction of rhodium(III) amines, *INORG. CHEM.* 14(9): 2129-33 (1975).
- 75-1130 O'Neill, P.; Schulte-Frohlinde, D., Evidence for formation of a $(TlOH)^+$ complex, *J. CHEM. SOC., CHEM. COMMUN.* (10): 387-8 (1975).
- 75-1153 Barkatt, A.; Rabani, J., Kinetics of spur reactions of electrons in ethylene glycol-water glassy ice. A pulse radiolytic study, *J. PHYS. CHEM.* 79(24): 2592-7 (1975).
- 75-1171 O'Neill, P.; Steenken, S.; Schulte-Frohlinde, D., Formation of radical cations of methoxylated benzenes by reaction with OH radicals, Tl^{2+} , Ag^{2+} , and SO_4^- in aqueous solution. An optical and conductometric pulse radiolysis and in situ radiolysis electron spin resonance study, *J. PHYS. CHEM.* 79(25): 2773-9 (1975).
- 75-1188 Storer, D.K.; Waltz, W.L.; Brodovitch, J.C.; Eager, R.L., A pulse radiolysis study of some platinum(II) and platinum(IV) complex ions in aqueous solutions. The formation and characterization of platinum(I) and platinum(III) transients, *INT. J. RADIAT. PHYS. CHEM.* 7(6): 693-704 (1975).
- 75-1203 Fujita, S.; Horii, H.; Mori, T.; Taniguchi, S., Pulse radiolysis of $Hg(CN)_2$ in aqueous solutions, *BULL. CHEM. SOC. JPN.* 48(11): 3067-72 (1975).
- 75-1215 Ilan, Y.A.; Czapski, G.; Ardon, M., The formation of CrO_2^{2+} in the reaction of $Cr^{2+} + O_2$ in aqueous acid solutions, *ISR. J. CHEM.* 13(1): 15-21 (1975).
- 75-1218 Pikaev, A.K.; Sibirskaya, G.K.; Spitsyn, V.I., Pulsed radiolysis of aqueous solutions of compounds of divalent mercury, *DOKL. PHYS. CHEM. (ENGL. TRANSL.)* 224(1-3): 994-7 (1975). Translated from *DOKL. AKAD. NAUK SSSR* 224(3): 638-41 (1975).
- 75-7093 Falcinella, B.; Felgate, P.D.; Laurence, G.S., Aqueous chemistry of thallium(II) with manganese(II), iron(II), and cobalt(I) ions, *J. CHEM. SOC., DALTON TRANS.* (1): 1-9 (1975).
- 76-1001 Tait, A.M.; Hoffman, M.Z.; Hayon, E., The reactivity of cobalt(I) complexes containing unsaturated macrocyclic ligands in aqueous solution, *J. AMER. CHEM. SOC.* 98(1): 86-93 (1976).
- 76-1003 Baxendale, J.H.; Garner, C.D.; Senior, R.G.; Sharpe, P., The reduction of molybdenum(II) trifluoroacetate by pulse radiolysis in methanol, *J. AMER. CHEM. SOC.* 98(2): 637-8 (1976).
- 76-1016 Faraggi, M.; Leopold, J.G., Pulse radiolysis studies of electron-transfer reaction in molecules of biological interest. II. The reduction of Cu(II)-peptide complexes, *RADIAT. RES.* 65(2): 238-49 (1976).
- 76-1039 Tait, A.M.; Hoffman, M.Z.; Hayon, E., Reactivity of nickel(I) and copper(I) complex containing 14-membered macrocyclic ligands in aqueous solution, *INORG. CHEM.* 15(4): 934-9 (1976).
- 76-1042 Jungbluth, H.; Beyrich, J.; Asmus, K.-D., Reduction of mercuric halides and pseudohalides in aqueous solution. Formation and some physicochemical properties of $HgCl$, $HgBr$, HgI , $HgSCN$, and $HgCN$ radical molecules, *J. PHYS. CHEM.* 80(10): 1049-53 (1976).
- 76-1055 Broszkiewicz, R.K.; Grodkowski, J., Pulse radiolysis studies on aqueous systems $PtCl_4^{2-}-Cl^-$ and $PtCl_4^{2-}-Br^-$, *INT. J. RADIAT. PHYS. CHEM.* 8(3): 359-65 (1976).
- 76-1072 Buxton, G.V.; Sellers, R.M.; McCracken, D.R., Pulse radiolysis study of monovalent cadmium, cobalt, nickel and zinc in aqueous solution. Part 2. Reactions of the monovalent ions, *J. CHEM. SOC., FARADAY TRANS. 1* 72(6): 1464-76 (1976).
- 76-1087 Fujita, S.; Horii, H.; Mori, T.; Taniguchi, S., Pulse radiolysis of $HgBr_2$ in aqueous solutions, *BULL. CHEM. SOC. JPN.* 49(5): 1250-3 (1976).
- 76-1093 Brodovitch, J.C.; Storer, D.K.; Waltz, W.L.; Eager, R.L., A pulse radiolysis and flash photolysis study of the formation and characterization of platinum(III) amine complex ions, *INT. J. RADIAT. PHYS. CHEM.* 8(4): 465-75 (1976).
- 76-1134 Sellers, R.M.; Simic, M.G., Pulse radiolysis study of the reactions of some reduced metal ions with molecular oxygen in aqueous solution, *J. AMER. CHEM. SOC.* 98(20): 6145-50 (1976).
- 76-1186 Buxton, G.V.; Green, J.C.; Sellers, R.M., Oxidation of copper(I)-olefin complexes in aqueous solution by oxygen and hydrogen peroxide, *J. CHEM. SOC., DALTON TRANS.* (21): 2160-5 (1976).
- 77-0121 Buxton, G.V.; Sellers, R.M., The radiation chemistry of metal ions in aqueous solution, *COORD. CHEM. REV.* 22(3): 195-274 (1977).
- 77-1027 Simic, M.G.; Hoffman, M.Z.; Brezniak, N.V., Kinetics of ligand-to-metal intramolecular electron transfer in cobalt(III)-ammine complexes containing a coordinated radical, *J. AMER. CHEM. SOC.* 99(7): 2166-72 (1977).
- 77-1500 Buxton, G.V.; Green, J.C., Reactions of some simple α - and β -hydroxyalkyl radicals with Cu^{2+} and Cu^+ ions in aqueous solution, *J. CHEM. SOC., FARADAY TRANS. 1* 74: 697-714 (1978).

U.S. DEPT. OF COMM. BIBLIOGRAPHIC DATA SHEET	1. PUBLICATION OR REPORT NO. NSRDS-NBS 62	2. Gov't Accession No.	3. Recipient's Accession No.	
4. TITLE AND SUBTITLE COMPILATION OF RATE CONSTANTS FOR THE REACTIONS OF METAL IONS IN UNUSUAL VALENCY STATES			5. Publication Date June 1978	
7. AUTHOR(S) George V. Buxton and Robin M. Sellers			6. Performing Organization Code	
9. PERFORMING ORGANIZATION NAME AND ADDRESS NATIONAL BUREAU OF STANDARDS DEPARTMENT OF COMMERCE WASHINGTON, D.C. 20234			8. Performing Organ. Report No.	
12. Sponsoring Organization Name and Complete Address (Street, City, State, ZIP) Same as Item 9.			10. Project/Task/Work Unit No.	
15. SUPPLEMENTARY NOTES Library of Congress Catalog Card Number: 78-816			11. Contract/Grant No.	
16. ABSTRACT (A 200-word or less factual summary of most significant information. If document includes a significant bibliography or literature survey, mention it here.) Kinetic data have been compiled for reactions of uncommon oxidation states of metals which are produced by radiolysis of aqueous solutions of metal ions. Most of the reaction rates are for transient species, and the rates were determined by pulse radiolysis; some data were obtained by flash photolysis and gamma radiolysis. Metal ions from Groups IB, IIB, IIIA, IVA, VIB, VIIB, VIIIB, and the lanthanides are included in the compilation.			13. Type of Report & Period Covered N/A	
17. KEY WORDS (six to twelve entries; alphabetical order; capitalize only the first letter of the first key word unless a proper name; separated by semicolons) Aqueous solution; chemical kinetics; complex ions; electron transfer; metal ions; radiation chemistry; rates; transients.			14. Sponsoring Agency Code	
18. AVAILABILITY <input checked="" type="checkbox"/> Unlimited <input type="checkbox"/> For Official Distribution. Do Not Release to NTIS <input checked="" type="checkbox"/> Order From Sup. of Doc., U.S. Government Printing Office Washington, D.C. 20402, SD Stock No. SN003-003-01882-1 <input type="checkbox"/> Order From National Technical Information Service (NTIS) Springfield, Virginia 22151		19. SECURITY CLASS (THIS REPORT) UNCLASSIFIED	21. NO. OF PAGES 80	
		20. SECURITY CLASS (THIS PAGE) UNCLASSIFIED	22. Price \$2.40	

**Where can you find
all the reference data
you need?**

**Right in the
Journal of Physical
and Chemical
Reference Data!**

Now in its sixth year, this valuable publication has proved that it fills the important gaps for you in the literature of the physical sciences.

Published by the American Institute of Physics and the American Chemical Society for the National Bureau of Standards, this quarterly gives you quantitative numerical data, with recommended values and uncertainty limits chosen by experts in the field.

Critical commentary on methods of measurement and sources of error, as well as full references to the original literature, is an integral part of each of your four issues a year.

Can you afford to be without this prime source of reliable data on physical and chemical properties? To start receiving your copies, just fill in the order form and drop into the mail. If you do use a purchase order, please attach the printed form as this will help us to expedite your order.

Send for complete list of reprints!



Journal of Physical and Chemical Reference Data
American Chemical Society
 1155 Sixteenth Street, N.W., Washington, D.C. 20036

Yes, I would like to receive the JOURNAL OF PHYSICAL AND CHEMICAL REFERENCE DATA at the one-year rate checked below:

Name _____
 Street _____
 City _____ State _____ Zip _____

- Home
- Business

Members Nonmembers

U.S., Canada, Mexico \$25.00 \$100.00

Other Countries \$29.00 \$104.00

Bill me Bill company or school Payment enclosed

Please Attach This Order Form To Purchase Order.



Important Additions

TO THE JOURNAL OF PHYSICAL AND CHEMICAL REFERENCE DATA

Three comprehensive reference volumes, each, as the Journal itself, published by the American Institute of Physics and the American Chemical Society for the National Bureau of Standards . . . your triple assurance of their accuracy, immediacy, and usefulness.

Supplement No. 1 to Vol. 2

"PHYSICAL AND THERMODYNAMIC PROPERTIES OF ALIPHATIC ALCOHOLS"

by R. C. Wilhoit and B. J. Zwolinski, *Thermodynamics Research Center, Department of Chemistry, Texas A & M University*

Represents the most exhaustive review and critical analysis of selected physical and thermodynamic properties of aliphatic alcohols that has been published in the world literature of chemistry.

Supplement No. 1 to Vol. 3

"THERMAL CONDUCTIVITY OF THE ELEMENTS: A COMPREHENSIVE REVIEW"

by C. Y. Ho, R. W. Powell, and P. E. Liley, *Thermophysical Properties Research Center, Purdue University, West Lafayette, Indiana*

This comprehensive review of the world's thermal conductivity data presents recommended or estimated values for all 105 elements.

Supplement No. 1 to Vol. 6

ENERGETICS OF GASEOUS IONS

by H. M. Rosenstock, K. Draxl, B. Steiner, and J. T. Herron, *National Bureau of Standards*

Provides a comprehensive body of critically evaluated information on ionization potentials, appearance potentials, electron affinities and heats of formation of gaseous positive and negative ions. It is a complete revision and extension of the earlier reference work, "Ionization Potentials, Appearance Potentials and Heats for Formation of Gaseous Positive Ions," NSRDS-NBS 26.

Business Operations—Books and Journals Dept.
American Chemical Society
1155 16th Street, N.W.
Washington, D.C. 20036

Please send _____ copies of _____ at \$ _____.

A. "PHYSICAL AND THERMODYNAMIC PROPERTIES OF ALIPHATIC ALCOHOLS." (First supplement to Vol. 2 of the *Journal of Physical and Chemical Reference Data*.) Hard Cover: \$33.00. Soft Cover: \$30.00.

B. "THERMAL CONDUCTIVITY OF THE ELEMENTS. A COMPREHENSIVE REVIEW." (First supplement to Vol. 3 of the *Journal of Physical and Chemical Reference Data*.) Hard Cover: \$60.00. Soft Cover: \$55.00.

C. "ENERGETICS OF GASEOUS IONS." (First supplement to Vol. 6 of the *Journal of Physical and Chemical Reference Data*.) Hard Cover: \$70.00. Soft Cover: \$65.00.

I am enclosing a check I am enclosing a money order

Name _____

Address _____

City _____ State _____ Zip Code _____

Title _____ Employer _____

Please add \$1.50 extra for foreign postage and handling.

There's
a new
look
to...

DIMENSIONS



... the monthly magazine of the National Bureau of Standards. Still featured are special articles of general interest on current topics such as consumer product safety and building technology. In addition, new sections are designed to . . . **PROVIDE SCIENTISTS** with illustrated discussions of recent technical developments and work in progress . . . **INFORM INDUSTRIAL MANAGERS** of technology transfer activities in Federal and private labs. . . **DESCRIBE TO MANUFACTURERS** advances in the field of voluntary and mandatory standards. The new DIMENSIONS/NBS also carries complete listings of upcoming conferences to be held at NBS and reports on all the latest NBS publications, with information on how to order. Finally, each issue carries a page of News Briefs, aimed at keeping scientist and consumer alike up to date on major developments at the Nation's physical sciences and measurement laboratory.

(please detach here)

SUBSCRIPTION ORDER FORM

Enter my Subscription To DIMENSIONS/NBS at \$12.50. Add \$3.15 for foreign mailing. No additional postage is required for mailing within the United States or its possessions. Domestic remittances should be made either by postal money order, express money order, or check. Foreign remittances should be made either by international money order, draft on an American bank, or by UNESCO coupons.

- Remittance Enclosed (Make checks payable to Superintendent of Documents)
- Charge to my Deposit Account No.

Send Subscription to:

NAME-FIRST, LAST

COMPANY NAME OR ADDITIONAL ADDRESS LINE

STREET ADDRESS

CITY

STATE

ZIP CODE

PLEASE PRINT

MAIL ORDER FORM TO:
Superintendent of Documents
Government Printing Office
Washington, D.C. 20402

**Announcement of New Publications in
National Standard Reference Data Series**

Superintendent of Documents,
Government Printing Office,
Washington, D.C. 20402

Dear Sir:

Please add my name to the announcement list of new publications to be issued in the series: National Standard Reference Data Series—National Bureau of Standards.

Name _____

Company _____

Address _____

City _____ State _____ Zip Code _____

(Notification Key N-519)

NBS TECHNICAL PUBLICATIONS

PERIODICALS

JOURNAL OF RESEARCH—The Journal of Research of the National Bureau of Standards reports NBS research and development in those disciplines of the physical and engineering sciences in which the Bureau is active. These include physics, chemistry, engineering, mathematics, and computer sciences. Papers cover a broad range of subjects, with major emphasis on measurement methodology, and the basic technology underlying standardization. Also included from time to time are survey articles on topics closely related to the Bureau's technical and scientific programs. As a special service to subscribers each issue contains complete citations to all recent NBS publications in NBS and non-NBS media. Issued six times a year. Annual subscription: domestic \$17.00; foreign \$21.25. Single copy, \$3.00 domestic; \$3.75 foreign.

Note: The Journal was formerly published in two sections: Section A "Physics and Chemistry" and Section B "Mathematical Sciences."

DIMENSIONS/NBS

This monthly magazine is published to inform scientists, engineers, businessmen, industry, teachers, students, and consumers of the latest advances in science and technology, with primary emphasis on the work at NBS. The magazine highlights and reviews such issues as energy research, fire protection, building technology, metric conversion, pollution abatement, health and safety, and consumer product performance. In addition, it reports the results of Bureau programs in measurement standards and techniques, properties of matter and materials, engineering standards and services, instrumentation, and automatic data processing.

Annual subscription: Domestic, \$12.50; Foreign \$15.65.

NONPERIODICALS

Monographs—Major contributions to the technical literature on various subjects related to the Bureau's scientific and technical activities.

Handbooks—Recommended codes of engineering and industrial practice (including safety codes) developed in cooperation with interested industries, professional organizations, and regulatory bodies.

Special Publications—Include proceedings of conferences sponsored by NBS, NBS annual reports, and other special publications appropriate to this grouping such as wall charts, pocket cards, and bibliographies.

Applied Mathematics Series—Mathematical tables, manuals, and studies of special interest to physicists, engineers, chemists, biologists, mathematicians, computer programmers, and others engaged in scientific and technical work.

National Standard Reference Data Series—Provides quantitative data on the physical and chemical properties of materials, compiled from the world's literature and critically evaluated. Developed under a world-wide program coordinated by NBS. Program under authority of National Standard Data Act (Public Law 90-396).

NOTE: At present the principal publication outlet for these data is the Journal of Physical and Chemical Reference Data (JPCRD) published quarterly for NBS by the American Chemical Society (ACS) and the American Institute of Physics (AIP). Subscriptions, reprints, and supplements available from ACS, 1155 Sixteenth St. N.W., Wash., D.C. 20056.

Building Science Series—Disseminates technical information developed at the Bureau on building materials, components, systems, and whole structures. The series presents research results, test methods, and performance criteria related to the structural and environmental functions and the durability and safety characteristics of building elements and systems.

Technical Notes—Studies or reports which are complete in themselves but restrictive in their treatment of a subject. Analogous to monographs but not so comprehensive in scope or definitive in treatment of the subject area. Often serve as a vehicle for final reports of work performed at NBS under the sponsorship of other government agencies.

Voluntary Product Standards—Developed under procedures published by the Department of Commerce in Part 10, Title 15, of the Code of Federal Regulations. The purpose of the standards is to establish nationally recognized requirements for products, and to provide all concerned interests with a basis for common understanding of the characteristics of the products. NBS administers this program as a supplement to the activities of the private sector standardizing organizations.

Consumer Information Series—Practical information, based on NBS research and experience, covering areas of interest to the consumer. Easily understandable language and illustrations provide useful background knowledge for shopping in today's technological marketplace.

Order above NBS publications from: Superintendent of Documents, Government Printing Office, Washington, D.C. 20402.

Order following NBS publications—NBSIR's and FIPS from the National Technical Information Services, Springfield, Va. 22161.

Federal Information Processing Standards Publications (FIPS PUB)—Publications in this series collectively constitute the Federal Information Processing Standards Register. Register serves as the official source of information in the Federal Government regarding standards issued by NBS pursuant to the Federal Property and Administrative Services Act of 1949 as amended, Public Law 89-306 (79 Stat. 1127), and as implemented by Executive Order 11717 (38 FR 12315, dated May 11, 1973) and Part 6 of Title 15 CFR (Code of Federal Regulations).

NBS Interagency Reports (NBSIR)—A special series of interim or final reports on work performed by NBS for outside sponsors (both government and non-government). In general, initial distribution is handled by the sponsor; public distribution is by the National Technical Information Services (Springfield, Va. 22161) in paper copy or microfiche form.

BIBLIOGRAPHIC SUBSCRIPTION SERVICES

The following current-awareness and literature-survey bibliographies are issued periodically by the Bureau:

Cryogenic Data Center Current Awareness Service. A literature survey issued biweekly. Annual subscription: Domestic, \$25.00; Foreign, \$30.00.

Liquified Natural Gas. A literature survey issued quarterly. Annual subscription: \$20.00.

Superconducting Devices and Materials. A literature survey issued quarterly. Annual subscription: \$30.00. Send subscription orders and remittances for the preceding bibliographic services to National Bureau of Standards, Cryogenic Data Center (275.02) Boulder, Colorado 80302.

U.S. DEPARTMENT OF COMMERCE
National Bureau of Standards
Washington, D.C. 20234

OFFICIAL BUSINESS

Penalty for Private Use, \$300

POSTAGE AND FEES PAID
U.S. DEPARTMENT OF COMMERCE
COM-215



SPECIAL FOURTH-CLASS RATE
BOOK
